

· OAKLAND ATHLETICS ·

# 2012 Media Guide



# 2012 SCHEDULE

MARCH/APRIL						
SUN	MON	TUE	WED	THU	FRI	SAT
JAPAN 25 EXHIBITION	JAPAN 26 EXHIBITION		SEA 28 3:10AM JAPAN	SEA 29 2:10AM JAPAN	30	SAC 31 6:05 EXHIBITION
1	SF 2 7:15 EXHIBITION	SF 3 7:35 EXHIBITION	SF 4 12:45 EXHIBITION	5	SEA 6 7:05	SEA 7 6:05
8	KC 9 7:05	KC 10 7:05	KC 11 12:35	12	SEA 13 7:10	SEA 14 6:10
SEA 15 1:10	LAA 16 7:05	LAA 17 7:05	LAA 18 7:05	LAA 19 7:05	CLE 20 7:05	CLE 21 6:05
CLE 22 1:05	CWS 23 7:05	CWS 24 7:05	CWS 25 12:35	26	BAL 27 4:05	BAL 28 4:05
BAL 29 10:35	BOS 30 4:10					

JULY						
SUN	MON	TUE	WED	THU	FRI	SAT
TEX 1 4:05	BOS 2 7:05	BOS 3 7:05	BOS 4 1:05	5	SEA 6 7:05	SEA 7 7:10
SEA 8 1:05	9	ALEX STAR GAME 1	11	12	MIN 13 5:10	MIN 14 4:10
MIN 15 11:10	16	TEX 17 7:05	TEX 18 12:35	NYN 19 7:05	NYN 20 7:05	NYN 21 6:05
NYN 22 1:05	23	TOR 24 4:07	TOR 25 4:07	TOR 26 9:37	BAL 27 4:05	BAL 28 4:05
BAL 29 10:35	TB 30 7:05	TB 31 7:05				

MAY						
SUN	MON	TUE	WED	THU	FRI	SAT
		BOS 1 4:10	BOS 2 4:10	3	TB 4 4:10	TB 5 4:10
TB 6 10:40	7	TOR 8 7:05	TOR 9 12:35	DET 10 7:05	DET 11 7:05	DET 12 5:05
DET 13 1:05	LAA 14 7:05	LAA 15 4:05	TEX 16 5:05	TEX 17 11:05	SF 18 7:15	SF 19 1:05
SF 20 1:05	LAA 21 7:05	LAA 22 7:05	LAA 23 12:35	24	NYN 25 7:05	NYN 26 1:05
NYN 27 1:05	MIN 28 11:10	MIN 29 5:10	MIN 30 10:10	31		

AUGUST						
SUN	MON	TUE	WED	THU	FRI	SAT
			TB 1 12:35	TOR 2 7:05	TOR 3 7:05	TOR 4 1:05
TOR 5 1:05	LAA 6 7:05	LAA 7 7:05	LAA 8 12:35	9	CWS 10 7:05	CWS 11 4:10
CWS 12 11:10	13	KC 14 5:10	KC 15 5:10	KC 16 5:10	CLE 17 7:05	CLE 18 6:05
CLE 19 1:05	MIN 20 7:05	MIN 21 7:05	MIN 22 12:35	TB 23 4:10	TB 24 4:10	TB 25 10:10
26	CLE 27 4:05	CLE 28 4:05	CLE 29 4:05	CLE 30 9:05	BOS 31 7:05	

JUNE						
SUN	MON	TUE	WED	THU	FRI	SAT
				KC 1 5:10	KC 2 11:10	
KC 3 11:10	TEX 4 7:05	TEX 5 7:05	TEX 6 7:05	TEX 7 12:35	ARI 8 6:40	ARI 9 7:10
ARI 10 1:10	11	COL 12 5:40	COL 13 5:40	COL 14 12:10	SD 15 7:05	SD 16 1:05
SD 17 1:05	18	LAD 19 7:05	LAD 20 7:05	LAD 21 12:35	SF 22 7:05	SF 23 4:15
SF 24 1:05	SEA 25 7:10	SEA 26 7:10	SEA 27 12:40	TEX 28 5:05	TEX 29 5:05	TEX 30 4:15

SEPTEMBER/OCTOBER						
SUN	MON	TUE	WED	THU	FRI	SAT
						BOS 1 6:05
BOS 2 1:05	LAA 3 1:05	LAA 4 7:05	LAA 5 12:35	6	SEA 7 7:10	SEA 8 6:10
SEA 9 1:10	LAA 10 7:05	LAA 11 7:05	LAA 12 7:05	LAA 13 12:35	BAL 14 7:05	BAL 15 6:05
BAL 16 1:05	17	DET 18 4:05	DET 19 4:05	DET 20 10:05	NYN 21 4:05	NYN 22 TBD
NYN 23 10:05	TEX 24 5:05	TEX 25 5:05	TEX 26 5:05	TEX 27 11:05	SEA 28 7:05	SEA 29 1:05
SEA 30 1:05	TEX 1 7:05	TEX 2 7:05	TEX 3 12:35			

    HOME    
     PREMIUM HOME    
 ALL GAMES AND TIMES SUBJECT TO CHANGE     ALL TIMES PACIFIC  
    JAPAN    
 ✦ FIREWORKS    
 ✦ COMCAST SPORTSNET CALIFORNIA    
 ◆ FOX NATIONAL

As of 2/6/12

*Joe Rudi, Gene Tenace and  
Vida Blue (left to right) of  
the 1972 World Champion  
Oakland A's answer  
questions at FanFest.*



**FRONT OFFICE**





---

# 1972 WORLD SERIES CHAMPIONS

---

## A'S CELEBRATE 40TH ANNIVERSARY OF BAY AREA'S FIRST WORLD TITLE

*Led by Hall of Famers Hunter, Jackson, Fingers, Williams and Reigning MVP Blue,  
'72 Club Won 1st of 3 Straight World Series*

The 49ers, Raiders, Warriors and Giants have all won one or more World Championships during their storied franchise histories in the Bay Area. But it was the Oakland Athletics, despite not arriving on the scene until 1968, who became the first professional team to bring the region a world title. What's more, the "Swingin' A's" were the first—and still only—Bay Area organization to reel off three consecutive World Championships.

It happened from 1972-74, and yellowed press clippings and the passage of time has not lessened the A's remarkable accomplishment. In fact, quite the contrary. This season, the organization celebrates the 40th anniversary of that first World Series championship team by welcoming back members of the 1972 A's for special ceremonies at the O.co Coliseum April 21.

When owner Charlie Finley moved the franchise from Kansas City in 1968, there was no indication the Green & Gold would soon become one of the greatest sports dynasties in U.S. history.

Finley, a Chicago insurance executive with no previous baseball background, was notorious for placing frequent phone calls to opposing general managers and other baseball people in an attempt to gather valuable baseball intelligence. He utilized that information in remarkable fashion, as he oversaw the drafting and development of some of the finest young talent in baseball history.

By 1972, future Hall of Fame manager Dick Williams led a colorful cast of characters—including future Hall of Famers Jim "Catfish" Hunter, Reggie Jackson and Rollie Fingers, plus the reigning Cy Young Award winner and league MVP Vida Blue—to the first of three consecutive A's World Championships. Those '72 A's finished the regular season with a 93-62 mark to clinch their second straight AL West crown. In the postseason, they beat the Detroit Tigers in five games in the AL Championship Series, then edged the heavily-favored Cincinnati Reds in a seven-game World Series, marking the first time a local team had captured a World Championship banner in Bay Area history.


Some 20 years before the NBA's Chicago Bulls coined the phrase, "Three-Peat," that same corps of A's players thrilled Northern California fans the next two seasons as well, posting additional World Series titles in 1973 and 1974.



*Ron Riesterer, Oakland Tribune*

*Oakland A's owner Charlie Finley celebrates the A's first of three consecutive World Championships*





Ron Riesterer, Oakland Tribune

Sal Bando, Rollie Fingers and Dave Duncan celebrate the first World Championship by a Bay Area professional sports team.

Pitching, defense and clutch hitting were the trademarks of those three A's clubs. The starting triumvirate of Hunter (21-7, 2.04 ERA), Ken Holtzman (19-11, 2.51) and John "Blue Moon" Odom (15-6, 2.50), and a bullpen that featured multiple-inning closer Fingers (11-9, 2.51, 21 saves) and the left-right combo of Darold Knowles (5-1, 1.37, 11 saves) and Bob Locker (6-1, 2.65, 10 saves), were the cornerstones of that first A's title team. If Blue (6-10, 2.80) had not been a lengthy contract holdout, who knows how great the '72 club would have been?

Joe Rudi, better known for his brilliant outfield defense, led the '72 lineup with a .305 batting average, nine triples, 19 home runs and 75 RBI. Remarkably, that .305 season marked the only time during the three-year dynasty that an A's regular batted .300. Yet few teams hit better in the clutch than that Oakland team, and game-winning hits came from everywhere—Jackson (.265, 25 HR, 75 RBI), first baseman Mike Epstein (.270, 26 HR, 70 RBI), third baseman and team captain Sal Bando (.236, 15 HR, 77 RBI), as well as a veteran bench that included Matty Alou, Ollie Brown, Art Shamsky and Don Mincher.

So, perhaps it was fitting that Gene Tenace, who hit just .225 with five home runs during the regular season, rose to the occasion to hit .348 and a then-World Series record four homers to earn '72 Series MVP honors.

The A's went on to beat the New York Mets in a seven-game World Series the following year, then made it three in a row with a five-game conquest of the Los Angeles Dodgers in the first-ever All-California World Series.

With that third straight title, those legendary Oakland teams are now part of a very select group of professional sports teams to win three straight World Championships.

### TEAMS TO WIN THREE OR MORE CONSECUTIVE CHAMPIONSHIPS, MAJOR SPORTS

TEAM	LEAGUE	YEARS
Boston Celtics	NBA	1959-66
Chicago Bulls	NBA	1991-93, 1996-98
Green Bay Packers	NFL	1929-31, 1965-67
LA/Minneapolis Lakers	NBA	1952-54, 2000-02
Montreal Canadiens	NHL	1956-60, 1976-79
New York Islanders	NHL	1980-83
New York Yankees	MLB	1936-39, 1949-53, 1998-00
<b>Oakland Athletics</b>	<b>MLB</b>	<b>1972-74</b>
Toronto Maple Leafs	NHL	1947-49, 1962-64

# 20-GAME WINNING STREAK

## 10 YEARS LATER, A'S 20-GAME WINNING STREAK REMAINS REMARKABLE FEAT

*Hatteberg's Walk-Off Homer Caps 2002 Club's  
Record-Breaking Run Depicted in Moneyball Movie*

The Streak began with little fanfare on Aug. 13, 2002. Backed by a three-run home run by Jermaine Dye and eight four-hit innings from Barry Zito, the A's eeked out a 5-4 victory over Toronto at the Coliseum. The win elevated Oakland to a 69-51 record and kept Art Howe's club in third place in the AL West, four-and-a-half games off the pace set by the Seattle Mariners.

Little did anyone suspect such a routine, one-run win would be the start of baseball history. Yet three weeks later, the Oakland A's were celebrating their 20th straight victory in an improbable run that set the American League record for consecutive wins. Beyond setting the AL mark, it was the third longest winning streak in the Major Leagues since 1900 and the longest in 67 years. The 1935 Chicago Cubs won 21 straight from Sept. 4-27, while the 1947 New York Yankees claimed 19 in a row from June 29 to July 17.

During their monumental string, the A's outscored their opponents by a 141-65 margin, and perhaps more impressively, they trailed in only 10 of the 180 innings during the 20-game bonanza. After dropping the opener to the Blue Jays, 2-1, on Aug. 12, Oakland reeled off two straight wins over Toronto, followed by series sweeps of the Chicago White Sox, Cleveland Indians, Detroit Tigers, Kansas City Royals, Minnesota Twins, and the Royals again.

On Sept. 2 at the Coliseum, the A's claimed a 7-6 victory in the bottom of the ninth inning for a second consecutive day, with Miguel Tejada delivering the walk-off heroics for the second straight game with a RBI single. The triumph extended the A's winning streak to 19 games, tying the American League record set by the White Sox in 1906 and equaled by the Yankees in 1947.

As unfathomable as that achievement was, the Athletics broke the record the following game (Sept. 4) in an even more unlikely way. As depicted in the movie, *Moneyball*, which premiered last fall around the country, the A's roared out to an 11-0 lead against Kansas City after three innings. Playing before the largest regular-season home crowd (55,528) in Oakland history, the Athletics appeared on their way to their easiest win of the season, a lock to set the record for longest winning streak in league history.

However, the Royals would storm back, eventually tying the game on a Luis Alicea two-out, RBI single in the ninth. The large crowd, as well as many of the A's players, were stunned by the comeback.

Of course, this was a streak that truly defied description, so it almost seemed apropos that Scott Hatteberg—later portrayed by actor Chris Pratt in the movie—would pinch hit to lead off the bottom of the ninth inning, and promptly and emphatically, stamp Win No. 20 by homering off Jason Grimsley to give Oakland a 12-11 victory.

After the game, as fan hysteria reigned, the A's grounds crew pulled the bases from the field and had Hatteberg autograph one of them to ship to Cooperstown. Meanwhile, the team unfurled a massive banner high above center field that simply read: "20."

It was a scene fit for Hollywood.

### OAKLAND'S 20-GAME WINNING STREAK

Date	Opponent	Score	Date	Opponent	Score
Aug. 13	Toronto	5-4	Aug. 24	at Detroit	12-3
Aug. 14	Toronto	4-2	Aug. 25	at Detroit	10-7
Aug. 16	Chicago	1-0	Aug. 26	at Kansas City	6-3
Aug. 17	Chicago	9-2	Aug. 27	at Kansas City	6-4
Aug. 18	Chicago	7-4	Aug. 28	at Kansas City	7-1
Aug. 19	at Cleveland	8-1	Aug. 30	Minnesota	4-2
Aug. 20	at Cleveland	6-3	Aug. 31	Minnesota	6-3
Aug. 21	at Cleveland	6-0	Sept. 1	Minnesota	7-5
Aug. 22	at Cleveland	9-3	Sept. 2	Kansas City	7-6
Aug. 23	at Detroit	9-1	Sept. 4	Kansas City	12-11

# TABLE OF CONTENTS

## FRONT OFFICE

1972 World Series Champions.....	2
20-Game Winning Streak.....	4
Table of Contents.....	5
Front Office Directory.....	7
Executive Profiles.....	10
Baseball Operations.....	12
Administration.....	19
Sports Medicine Staff.....	21
Medical Consultants.....	23
Clubhouse and Staff.....	23
Additional Clubhouse Staff.....	24

## 2012 ATHLETICS

Manager and Coaches.....	26
The Players.....	33
Roster.....	318

## REVIEW

Season in Review.....	322
Final Statistics.....	326
Fielding Statistics.....	327
Day-By-Day Results.....	328
Wild Card Day-By-Day.....	332
Miscellaneous Stats.....	332
Club Statistics.....	333
Highs and Lows.....	333
Designated Hitting Statistics.....	335
Pinch Hitting Statistics.....	335
Batting With The Bases Loaded.....	335
Batting With RISP.....	336
Starting Lineups.....	336
Batting and Pitching Breakdown.....	337
Player Transactions.....	337
Stats At The All-Star Break.....	340
Stats After The All-Star Break.....	341
April Statistics.....	342
May Statistics.....	343
June Statistics.....	344
July Statistics.....	345
August Statistics.....	346
September Statistics.....	347
Stats At Home.....	348
Stats On The Road.....	349
Stats During The Day.....	350
Stats At Night.....	351
Stats vs. Left-Handers.....	352
Stats vs. Right-Handers.....	353
Final Standings.....	354
Major League Attendance.....	355
AL Team Leaders.....	356
AL Batting Leaders.....	358
AL Pitching Leaders.....	360
AL Rookie Batting Leaders.....	362
AL Rookie Pitching Leaders.....	363
NL Team Leaders.....	364
NL Batting Leaders.....	366
NL Pitching Leaders.....	368
NL Rookie Batting Leaders.....	370

NL Rookie Pitching Leaders.....	371
Final Spring Training Statistics.....	372
Spring Training Results.....	374

## RECORDS

Athletics Year-By-Year.....	376
Athletics vs. the American League.....	378
Athletics vs. the National League.....	380
Athletics in Divisional Play.....	380
Oakland A's Month-by-Month.....	381
Athletics Franchise Records.....	382
Oakland Athletics Records.....	387
Franchise Career Batting Leaders.....	394
Oakland Career Batting Leaders.....	395
Franchise Career Pitching Leaders.....	396
Oakland Career Pitching Leaders.....	397
Franchise Season Batting Leaders.....	398
Oakland Season Batting Leaders.....	399
Franchise Season Pitching Leaders.....	400
Oakland Season Pitching Leaders.....	401
Athletics Year-By-Year Batting.....	402
Athletics Year-By-Year Pitching.....	404
Athletics Year-By-Year Fielding.....	406
Athletics Year-By-Year Batting Leaders.....	408
Athletics Year-By-Year Pitching Leaders.....	414
Athletics Home Run History.....	419
Oakland Athletics Streaks.....	424
Athletics Low-Hit Games.....	425
Oakland Athletics Steals of Home.....	426
Career Games Played Leaders.....	427
Homestands and Road Trips.....	428
Longest Games in Oakland History.....	428
Game Times.....	429
Oakland A's at the All-Star Break.....	429
High Scoring Games in Oakland History.....	430
Biggest Comebacks and Blown Leads.....	430
The Last Time It Happened.....	431

## HISTORY

Notable Performances & Award Winners.....	434
Athletics in the Hall of Fame.....	437
Athletics Retired Numbers.....	437
Special Recognition.....	439
Athletics All-Star Game Selections.....	440
Oakland Athletics in Season Openers.....	441
Oakland A's Opening Day Lineups.....	442
The Championship Years.....	444
All-Time Postseason Results.....	448
Postseason Team Totals.....	451
Division Series Records.....	453
League Championship Series Records.....	455
World Series Records.....	457
Postseason Career Leaders.....	459
Postseason Single Game Bests.....	460
Postseason Series Year-By-Year Recap.....	461
Athletics All-Time Roster.....	552
Most Recent Trades With Each Team.....	559
Oakland A's Coaches.....	560
Oakland A's & San Francisco Giants.....	560



## OPPONENTS

Baltimore Orioles.....	562
Boston Red Sox .....	563
Chicago White Sox.....	564
Cleveland Indians.....	565
Detroit Tigers.....	566
Kansas City Royals.....	567
Los Angeles Angels of Anaheim.....	568
Minnesota Twins.....	569
New York Yankees.....	570
Seattle Mariners.....	571
Tampa Bay Rays.....	572
Texas Rangers.....	573
Toronto Blue Jays.....	574
Arizona Diamondbacks.....	575
Colorado Rockies.....	575
Los Angeles Dodgers.....	576
San Diego Padres.....	576
San Francisco Giants.....	577

## PLAYER DEVELOPMENT

Athletics Minor League Directory.....	580
Oakland A's Scouting Assignments.....	581
Athletics Minor League Affiliates.....	582
Minor League Field Staff.....	583
Sacramento River Cats Staff.....	585

Midland Rockhounds Staff.....	586
Stockton Ports Staff.....	588
Burlington Bees Staff.....	589
Vermont Lake Monsters Staff.....	590
Arizona A's Staff.....	592
Minor League Schedules.....	594
Minor League Statistics.....	595
Organizational Standings.....	602
Organizational Leaders.....	603
2011 Draft Picks.....	605
Organizational Players.....	606

## MISCELLANEOUS

O.co Coliseum.....	644
Coliseum Attendance Records.....	645
Coliseum Rainouts & Shortened Games.....	647
Media Information and Policies.....	648
Athletics On The Air.....	650
A's Television and Radio.....	652
Athletics Broadcast History.....	653
Spring Training Information.....	655
Spring Training Schedule.....	655
Past Spring Training Records.....	656
Oakland A's In The Community.....	657
A's Promotion and Events Schedule.....	660

## INDEX TO SELECTED FILLERS

20-Game Winners, Oakland A's.....	148
20-Game Winning Streak, Oakland A's.....	4
100-Win Seasons, Most by Franchise.....	420
All-Star Game Selections, Athletics Most.....	180
At a glance, A's 2011.....	139
Batting Practice Schedule.....	647
Birthday Calendar, A's.....	154
Built, How the A's were.....	119
Clinching Dates, Oakland A's.....	106
Coaching Assignments, Oakland A's Recent.....	32
Coliseum Firsts.....	654
Coliseum Quick Facts.....	644
Comeback, Athletics Biggest.....	159
Consecutive Games Played, Oakland A's.....	427
Consecutive Starts, No CG, Oakland A's.....	253
Contract Status, Oakland A's.....	75
Cycle, Athletics who have hit for the.....	385
Designated Hitter Rule.....	396
Directory, MLB.....	577
Disabled List, A's 2011.....	331
Doubleheaders, Oakland A's Day/Night.....	200
Doubleheaders, Oakland Athletics.....	98
Ejections, Oakland A's Recent.....	90
Elephant, The A's.....	641
First Inning, Biggest in Oakland History.....	555
First Round Draft Picks, A's.....	604
Five-hit games, Oakland A's.....	390
Franchise Facts.....	20
General Managers, Oakland A's.....	13
Ground Rules, O.co Coliseum.....	654
Hits in a Game, Oakland A's 20 or More.....	70
Hitting Streaks, Athletics and Oakland.....	418
Homerless Streaks, Longest by Oakland Pitchers.....	401
Jim "Catfish" Hunter Award.....	52
Lasts by A's Pitchers.....	397

Managers, Athletics.....	26
Milestone Hits, Oakland A's.....	420
Milestone Home Runs, Athletics and Oakland.....	656
Milestones Within Reach.....	61
Minor League All-Stars, 2011.....	596
Minor League Players and Pitchers of the Week.....	599
Monthly Bests, Athletics Franchise.....	285
Ninth Inning Comebacks.....	142
Non-Roster Invitees, Recent to play for Oakland.....	78
Opening Day, Oakland A's Most Consecutive Starts.....	443
Opening Day, Oakland A's Most Starts.....	443
Opening Day, Oakland A's Most Starts by Position.....	443
Opening Day, Oakland A's Oldest Starters.....	441
Opening Day, Oakland A's Youngest Starters.....	441
Ownership, Athletics.....	10
Pitchers Career Hitting, Oakland A's.....	110
Player and Pitcher of the Year, A's Organizational.....	600
Player of the Week, A's Recent.....	305
Players Who Have Pitched, Oakland A's.....	250
Postseason Bests.....	46
Presidents, Oakland A's.....	11
Radio Network, Oakland A's.....	652
Recent Minor League Affiliates.....	593
Relief Pitcher Effectiveness.....	339
Rookie Rule.....	220
Runs, 10 or more in an inning.....	379
Runs, Oakland A's Three Consecutive Games.....	432
Save Rule.....	400
Scoreless Streaks, Longest by Oakland Pitchers.....	401
Scoreless Streaks, Longest by Oakland Reliever.....	95
Ticket Prices.....	645
Triple Plays, Athletics.....	393
Winning Streaks, Longest by Oakland A's Pitchers.....	215
Youngest Named to the All-Star Team, Oakland A's.....	132



**OAKLAND ATHLETICS**  
 Oakland/Alameda County Coliseum  
 7000 Coliseum Way  
 Oakland, CA 94621  
 510-638-4900  
 oaklandathletics.com

### OAKLAND ATHLETICS INVESTMENT GROUP

**Managing Partner:** Lewis Wolff  
**Venue Development:** Keith Wolff

### PRINCIPAL PARTNERS

Dave Alden	Jason DiNapoli	John Fisher	Flip Maritz	Ross Walker
Billy Beane	John DiNapoli	Katie Hall	Wayne Rogers	Kari Wolff
Hugh Boss	Mark Dunn	David Horn	Guy Saperstein	
Michael Crowley	Bill Fisher	Ed Kashian	Mark Slavonia	
Sandy Dean	Bob Fisher	Steve Lieberman	Jim Taylor	

## FRONT OFFICE DIRECTORY

### EXECUTIVES

Owner/Managing Partner	Lew Wolff
President	Michael Crowley
Executive Assistant	Carolyn Jones

### Legal

General Counsel	Neil Kraetsch
Senior Counsel	Ryan Horning

### BASEBALL OPERATIONS

Vice President & General Manager	Billy Beane
Field Manager	Bob Melvin
Assistant General Manager	David Forst
Director of Player Personnel	Billy Owens
Director of Baseball Operations	Farhan Zaidi
Director of Professional Scouting/Baseball Development	Dan Feinstein
Director of Player Development	Keith Lieppman
Director of Scouting	Eric Kubota
Director of Minor League Operations	Ted Polakowski
Special Assistant to General Manager	Chris Pittaro
Special Assistant to General Manager	Grady Fuson
Special Advisor	Phil Garner
Coordinator of International Scouting	Sam Geaney
Special Assistant to Baseball Operations	Scott Hatteberg
Director of Baseball Administration	Pam Pitts
Director of Team Travel	Mickey Morabito
Scouting Assistant	Kate Greenthal
Video Coordinator	Adam Rhoden
Minor League Video Coordinator	Mark Smith
Executive Assistant	Betty Shinoda
Administrative Assistant, Player Development	Valerie Vander Heyden

## Front Office Directory, continued

### Clubhouse

Equipment Manager	Steve Vucinich
Visiting Clubhouse Manager	Mike Thalblum
Assistant Equipment Manager	Brian Davis
Umpire & Clubhouse Assistant	Matt Weiss
Clubhouse Assistant	William Angel
Arizona Clubhouse Supervisor	Jesse Sotomayor
Arizona Clubhouse Manager	James Gibson
Arizona Assistant Clubhouse Manager	Chad Yaconetti

### Medical Staff

Head Athletic Trainer	Nick Paparesta
Assistant Athletic Trainer	Walt Horn
Assistant Athletic Trainer	Brian Schulman
Strength & Conditioning Coach	Michael Henriques
Major League Massage Therapist	Ozzie Lyles
Coordinator of Medical Services	Larry Davis
Team Physician	Dr. Allan Pont
Team Orthopedist	Dr. Jon Dickinson
Associate Team Orthopedist	Dr. Will Workman
Consulting Orthopedist	Dr. Lewis Yocum
Arizona Team Physician	Dr. Fred Dicke
Internal Medicine Consultant	Dr. Elliott Schwartz

## SALES AND MARKETING

Vice President, Sales & Marketing	Jim Leahey
Sales & Marketing Assistant	Katie Burr

### Marketing & Advertising

Senior Director of Marketing	Troy Smith
Senior Manager of Digital Marketing	Travis LoDolce
Manager, Advertising & Marketing	Amy MacEwen
Creative Services Manager	Mike Ono

### Special Events

Senior Manager of Promotion & Events	Heather Rajeski
Special Events Coordinator	Caroline Griggs
Special Events Assistant	Sandy Karbel
Mascot	Stomper

### Corporate Sales

Senior Director of Corporate Partnerships	Darrin Gross
Director of Partnership Services	Franklin Lowe
Corporate Account Manager	Jill Golden
Corporate Sales & Services Coordinator	Tim Sommer

### Ticket Sales, Operations & Services

Executive Director of Ticket Sales & Operations	Steve Fanelli
Senior Director of Ticket Operations	Josh Ziegenbusch
Senior Manager of Ticket Operations	David Adame
Ticket Services Manager	Catherine Glazier
Suite Services Manager	Moti Bycel
Premium Services Manager	David King
Box Office Manager	Anthony Blue
Ticket Operations Coordinator	Anuj Patel
Ticket Services Coordinator	Jason Hicks
Ticket Services Representatives	John Austin, Andrew Bleaken, Lauren Bleeker
Director of Ticket Sales	Brian DiTucci
Sales & Ticket Operations Coordinator	Judy Quinata
Premium Seat Sales Manager	Chris Van Dyne
Group Sales Manager	Jessica Scott
Inside Sales Manager	Aaron Dragomir
Senior Account Manager, Premium Seating	Parker Newton
Senior Account Manager	Phil Chapman
Account Managers	Tamara Burnett, Josh Feinberg, Amanda Groppetti, Michael Kalchik Kavi Kapur, Jeff LaBonte, Valisa Maki, David Nosti, B.J. Otts



**STADIUM OPERATIONS**

Vice President, Stadium Operations	David Rinetti
Director of Stadium Operations	Paul La Veau
Senior Manager of Stadium Operations Events	Kristy Ledbetter
Stadium Services Manager	Randy Duran
Guest Services Manager	Whitney Tool
Stadium Operations Scheduler	Gabrielle Weems
Stadium Operations Assistant	Adam Clark
Guest Services Assistant	Matt Van Norton
Head Groundskeeper	Clay Wood
Arizona Groundskeeper	Chad Huss

**COMMUNICATIONS AND BROADCASTING**

Vice President, Communications and Broadcasting	Ken Pries
---	-----------

**Public Relations**

Director of Public Relations	Bob Rose
Senior Manager of Player and Media Relations	Kristy Fick
Baseball Information Manager	Mike Selleck
Media Services Manager	Debbie Gallas
Media Relations & Broadcast Coordinator	Adam Loberstein
Team Photographer	Michael Zagaris

**Community Relations**

Director of Community Relations	Detra Paige
Community Relations Coordinator	Erik Farrell

**Stadium Entertainment**

Senior Director of Multimedia Services	David Don
Stadium Entertainment Production Manager	Matt Shelton
Multimedia Services Manager	Jon Martin
Public Address Announcer	Dick Callahan
In-Game Host	Kara Tsuboi

**Broadcasting**

Team Announcers	Ray Fosse, Ken Korach, Glen Kuiper, Vince Cotroneo
Broadcasting Services Manager	Warren Chu

**FINANCE AND ADMINISTRATION**

Vice President, Finance	Paul Wong
-------------------------	-----------

**Finance and Accounting**

Senior Director of Finance	Kasey Jarcik
Senior Manager of Payroll	Kathy Leveige
Accounting Manager	Ling Ding
Senior Accountant, Accounts Payable	Isabelle Mahaffey
Accounts Receivable Specialist	Lance Louie
Ticket Office Accountant	Scott Zumsteg

**Human Resources**

Director of Human Resources	Kim Kubo
Human Resources Coordinator	Michaele Smith

**Information Systems**

Director of Information Technology	Nathan Hayes
Systems Administrator	David Frieberg
Information Technology Coordinator	Matt DeLaCruz

**Office Services**

Office Services Coordinator	Julie Vasconcellos
Executive Offices Receptionist	Maggie Baptist

# EXECUTIVE PROFILES

## LEWIS WOLFF

### Owner and Managing Partner

Lew Wolff, one of the nation's leading real estate developers and hotel magnates, enters his eighth season as Owner and Managing Partner of the Oakland Athletics.

Heading a limited partnership group that purchased the A's on April 1, 2005, Wolff wasted little time in emblazoning his stamp on one of baseball's most successful and storied franchises. The very next season, the A's made their fifth postseason appearance in seven years in 2006, advancing to the American League Championship Series for the first time since 1992.

Since then, Wolff has worked tirelessly in exploring possible locations to build a much-needed new ballpark venue, as well as supporting GM Billy Beane's efforts in building a strong foundation for future championship teams through player development and acquisitions.

Wolff's impact on the Bay Area sports landscape is not limited to baseball. In May of 2006, he reached an agreement with Major League Soccer in an attempt to bring professional soccer back to the Bay Area. The expansion San Jose Earthquakes returned to action in 2008, playing their home games at Santa Clara University's Buck Shaw Stadium. Wolff and the Earthquakes ownership group continue to work on securing a soccer-only facility for the team in the South Bay.

Under Wolff's ownership, the A's continue to be one of the most community-minded organizations in all of sports. Last year alone, the A's Community Fund donated more than \$600,000 to various community programs. Last September, Sony Pictures complied with Wolff's wishes in staging the motion picture premiere of *Moneyball* in Oakland, including a charity component that raised \$370,000 for the Children's Hospital and Research Center Oakland and Stand Up to Cancer. In 2006, the Wolff family, led by his daughter, Kari Wolff, implemented "Dinner on the Diamond," which has raised more than \$500,000 for the A's Community Fund since its inception. Lew is also an active participant in the A's Home Run Readers program.

The *San Jose Mercury-News* ranked Wolff first in its annual listing of the Bay Area's 25 Most Powerful Sports Figures in both 2006 and 2007.

In September 2008, the Silicon Valley Leadership Group also presented Wolff with its prestigious "Community Cornerstone Award." The award is given to "a Silicon Valley leader who has displayed a lifetime of impeccable ethics, business achievement and community engagement."

Along the way, the personable Wolff has made a favorable impression among those who follow the team on a regular basis with his easy-going, straight-forward manner and quick-witted humor.

Wolff is the founder of Wolff Urban Development and co-founder of Maritz-Wolff, entities that are involved in the development, acquisition and management of a wide range of commercial, office, parking and hotel properties in a number of California cities including San Jose, Los Angeles, Pasadena and Burbank to name a few.

Wolff's ownership interests in representative hotels and resorts includes properties such as The Carlyle in New York City; Four Season Hotels in Houston; the Park Hyatt in Carlsbad; The Ritz-Carlton in St. Louis; Fairmont Hotels in San Jose and San Francisco; Rosewood managed hotels including The Mansion in Dallas, Little Dix Bay, Virgin Gorda, Inn of the Anasazi, Sante Fe plus other brands such as

Marriott. In addition, Maritz-Wolff had a 50 percent interest in the Dallas-based Rosewood Management Company, which owns and operates luxury hotels and resorts throughout the world.

Wolff began his career in real estate economics and appraisal in his hometown of St. Louis, Mo. before relocating to Los Angeles. In addition to his real estate analysis work, he also served as the President of the 20th Century Fox Realty & Development Company where he managed Fox's worldwide real estate activities.



### ATHLETICS OWNERSHIP

Ownership	Years
Benjamin F. Shibe .....	1901-1912
Benjamin F. Shibe, Connie Mack .....	1913-21
Connie Mack .....	1921-54
Arnold M. Johnson .....	1954-60
Charles O. Finley.....	1961-80
Walter A. Haas, Jr. ....	1980-95
Steve Schott, Ken Hofmann.....	1995-2005
<b>Lewis Wolff.....</b>	<b>2005-Present</b>

Wolff is a former minority owner of the St. Louis Blues, the Golden State Warriors and the San Jose Missions, a now-defunct minor league baseball team. He holds a bachelor's degree in business administration from the University of Wisconsin in Madison, a master's degree in business administration from Washington University in St. Louis and is also a member of the American Institute of Real Estate Appraisers (MAI).

In 2009, he was appointed to the Board of Directors of the new MLB Television Network, which launched in January 2009 with an unprecedented 50 million subscribers, and he continues to serve on the board of Major League Baseball's Enterprises, which oversees national television and radio contract negotiations, national sponsorship and licensing programs as well as the overall marketing of the industry. Wolff is a director of the NYSE Company, Sunstone REIT and a member of the Board of Directors of Century Bank, Los Angeles.

Lew resides in the Westwood section of Los Angeles with his wife, Jean. The Wolffs have three children and four grandchildren.

## MICHAEL CROWLEY

### President

Michael Crowley, one of the rising executives in professional sports today, enters his 15th year with the Athletics' organization and his 14th as team president. He was named to his current position Sept. 28, 1998 and his tenure as president is the longest in Oakland history.

A limited partner in the Athletics ownership group, Crowley is responsible for the overall day-to-day functioning of the Athletics' organization both on the business and baseball sides of the operation, working directly with owner and managing partner Lew Wolff.

In a dual role, Crowley also serves as managing director of Major League Soccer's San Jose Earthquakes. He oversaw the Earthquakes' first-year launch in 2008, and he continues to spearhead the team's efforts to build a new state-of-the-art, soccer-only stadium in San Jose.

After spending three years in the San Jose office of Price Waterhouse and nine years with I.C.I./Fuller O'Brien Paints, Crowley joined the Athletics organization in July 1997 as vice president and chief financial officer. Considered a key figure in the A's resurgence as one of baseball's elite franchises, Crowley has been committed to fielding a championship caliber team with homegrown talent. He works closely with General Manager Billy Beane on key player decisions and issues relating to the baseball operations' overall objectives and philosophies.

Crowley developed a business model with goals and objectives designed to provide an affordable entertainment product on the field, as well as delivering the absolute highest levels of customer service to fans attending games at the O.co Coliseum. While Crowley stays involved with all aspects of the organization's business affairs, including finance, sales, marketing, public relations and community affairs, he has been at the forefront of building an outstanding team that continues to deliver premium value.

Crowley also serves on Major League Baseball's International Committee.

Crowley's leadership skills and business acumen have also served the A's well in their ongoing efforts to build a new ballpark in the near future.

The A's president also perpetuates the Athletics' tradition of commitment to the greater community. Under his leadership, the A's organization continues to be active in the Oakland community and surrounding areas. The Oakland A's Community Fund supports charitable organizations in their efforts to improve educational programs, aid the underprivileged, assist in crime prevention, service children, seniors and those who work to improve the quality of life throughout the Bay Area.

In 1999, Crowley and his wife, Kathy, played a key role in implementing Breast Cancer Awareness Day, which has raised \$1.2 million for the American Cancer Society over the last 12 years. Crowley

has also served on the Bay Area's Board of Trustees of KIPP schools, which aims to create a respected, influential and nationwide family of schools that are successful in helping educationally underserved students develop the knowledge, skills and character to succeed in college and the competitive world beyond. He also served on the board of top business executives and community leaders which attempted



### PRESIDENTS OF THE OAKLAND A'S

President	Years
Charles O. Finley.....	1968-80
Roy Eisenhardt.....	1981-86
Walter J. Haas.....	1990-92
Sandy Alderson.....	1993-95; 1997-98
Steve Schott.....	1996
<b>Michael Crowley.....</b>	<b>1998-Present</b>



## Executive Profiles continued

to land the 2012 Summer Olympic Games in the Bay Area. Recently, Crowley has been named to the advisory board for the Institute of Sports Law and Ethics at Santa Clara University's law school.

A native Californian, the 48-year old Crowley graduated from the University of Notre Dame in 1985 with a degree in business administration with an emphasis in accounting. He earned his MBA from Duke's Fuqua School of Business in 1992. In November of 2002, Crowley was named one of *Street & Smith's Sports Business Journal's* "40 Under 40," honoring the nation's top sport executives under the age of 40.

Michael resides in Los Gatos, Calif. with his wife, Kathy, and their three children.

---

# BASEBALL OPERATIONS

---

## BILLY BEANE

### Vice President, General Manager

Considered one of the most progressive and talented baseball executives in the game today, Billy Beane has molded the Athletics into one of baseball's most respected teams since assuming the general manager's duties shortly following the 1997 season.

Under Beane's watch, the A's have compiled a 1206-1060 (.532) record over the last 14 seasons, which is the fourth-best record in the American League and seventh best in all of baseball during that time frame. The A's have won four American League West titles (2000; 2002-03; 2006) and secured one AL Wild Card spot (2001) during that span. His teams have posted 90 or more wins in six of the last 12 years. The A's five postseason appearances since the 2000 season are seventh most among all Major League teams, trailing only New York-AL (11), St. Louis (8), Atlanta (7), Boston (6), Los Angeles-AL (6) and Minnesota (6).

In addition, Oakland A's players have garnered numerous individual accolades during his tenure as general manager. Jason Giambi and Miguel Tejada earned American League Most Valuable Player awards in 2000 and 2002, respectively. Barry Zito was named the American League's Cy Young Award winner in 2002 while Bobby Crosby (2004), Huston Street (2005) and Andrew Bailey (2009) have all won AL Rookie of the Year honors.

Beane continually remolds a team that has posted one of the majors' best records over the last past decade. Over the years, his ability to land players such as Kevin Appier, Johnny Damon, Mark Ellis, Cory Lidle, Jermaine Dye, David Justice, Billy Koch, Justin Duchscherer, Keith Foulke, Ted Lilly, Ray Durham, Jose Guillen, Mark Kotsay, Octavio Dotel, Jason Kendall, Dan Haren and Jay Payton has proved instrumental in keying several playoff runs.

During the past four years, Beane has also re-stocked the A's minor league system with elite prospects which will enable the team to sustain winning teams well into the next decade. Remarkably, Beane and Assistant GM David Forst have acquired 32 highly coveted young players by trading essentially 13 Major League players (Nick Swisher, Rich Harden, Joe Blanton, Chad Gaudin, Matt Holliday, Orlando Cabrera, Trevor Cahill, Craig Breslow, Gio Gonzalez, Andrew Bailey, Ryan Sweeney, Haren and Kotsay) since the end of the 2007 season.

Beane's executive talents and the organization's baseball philosophy were the subject of Michael Lewis' best-selling book "Moneyball: The Art of Winning an Unfair Game," which opened the eyes of many of the top sports executives and business CEOs in the nation. The book has since been made into a full-length motion picture featuring Brad Pitt in the starring role, which premiered last fall.

As a result, Beane remains in great demand on the national speaking circuit, where he regularly addresses top companies on his management approach of identifying and using undervalued assets to create and sustain a competitive edge. He also sits on the board of directors of several companies, including Easton-Bell Sports, ProTrade and NetSuite, Inc.

Beane was named The Sporting News' Executive of the Year in 1999 and earned Major League Baseball's Executive of the Year honors from *Baseball America* magazine following the 2002 season. In November of 2001, Beane was named one of *Street & Smith's Sport Business Journal's* "40 Under 40" list, honoring the nation's top 40 sports executives under the age of 40.



Further demonstrating his eclectic tastes and unique interests, Beane was invited to speak at Rupert Murdoch's News Corp. management retreat in Pebble Beach, Calif. in 2006, an event that focused on issues such as volunteerism, technology and politics, and featured leaders and luminaries from around the world. Among the VIP who attended were British Prime Minister Tony Blair, Israeli Vice Premier Shimon Peres, former President Bill Clinton, former Vice President Al Gore, former House Speaker Newt Gingrich, former Harvard President Lawrence Summer and U2 lead singer Bono.

In 2008, Beane also collaborated with Gingrich and Sen. John Kerry in co-authoring an article in the New York Times offering possible remedies for the U.S. health care crisis.

In addition, he was honored by PromaxBDA Sports Media Marketing Awards with the "Game Changer Award" last November, an accolade given to a "cultural trendsetter who, through the development of new technologies, applications, business models, and industries, has transformed the business of Sports Media and Sports Media Marketing."

Beane joined the A's front office staff in 1990 as the club's major league advance scout. In 1993, former A's President and General Manager Sandy Alderson promoted him to the assistant general manager's position when Walt Jocketty left the organization to accept the assistant general manager's job in Colorado. Alderson handed over his general manager's duties to Beane on Oct. 17, 1997.

A first round draft pick (23rd overall) of the New York Mets in the 1980 June Free Agent Draft, Beane played six major league seasons as an infielder, outfielder and catcher for the Mets, Minnesota Twins, Detroit Tigers and Oakland A's. His final season in uniform was 1989 when he was a utility player on the A's World Championship team. Beane retired as an active player in the spring of 1990.

A native of San Diego, Calif., Beane attended Mt. Carmel High School and UC San Diego, where he studied economics. Billy and his wife, Tara, reside in Danville, Calif. with their twins, Brayden and Tinsley. His daughter, Casey, attends Kenyon (Ohio) College.

## GENERAL MANAGERS OF THE OAKLAND A'S

President	Years
Charles O. Finley.....	1968-79
Billy Martin.....	1980-82
Walt Jocketty, Dick Wincek .....	1983
Sandy Alderson .....	1983-97
<b>Billy Beane .....</b>	<b>1997-Present</b>

*Some of the names listed may have held other titles than general manager.*



*Billy Beane, Brad Pitt and Jonah Hill answer questions at a press conference to promote the movie Moneyball.*

**SIGNIFICANT TRADES MADE BY BILLY BEANE**

**1997**

- Nov. 7 Acquired P Kenny Rogers and cash from New York-AL in exchange for a player to be named later (IF Scott Brosius on November 18).
- Nov. 26 Acquired P Doug Bochtler and IF Jorge Velandia from San Diego in exchange for P Don Wengert and minor league IF David Newhan.
- Dec. 8 Acquired P Mike Fetters from Cleveland in exchange for P Steve Karsay.

**1998**

- April 8 Acquired C Mike Macfarlane and cash from Kansas City in exchange for OF Shane Mack and a player to be named later (minor league P Greg Hansell on May 8).
- June 23 Acquired IF Bip Roberts from Detroit in exchange for a player to be named later (minor leaguer IF Jason Wood on July 18).
- July 12 Acquired P Tim Worrell from Cleveland in exchange for minor league IF Adam Robinson.
- July 31 Acquired IF Ed Sprague from Toronto in exchange for minor league P Scott Rivette.

**1999**

- July 23 Acquired minor league OF Terrence Long and minor league P Leonar Vasquez from New York-NL in exchange for P Kenny Rogers.
- July 29 Acquired P Omar Olivares and IF Randy Velarde from Anaheim in exchange for minor league OF Jeff DaVanon, minor league OF Nathan Haynes and minor league P Elvin Nina.
- July 31 Acquired P Kevin Appier from Kansas City in exchange for P Brad Rigby, minor league P Blake Stein and minor league P Jeff D'Amico.
- July 31 Acquired P Jason Istringhausen and P Greg McMichael from New York-NL in exchange for P Billy Taylor.
- August 17 Acquired OF Rich Becker from Milwaukee in exchange for minor league P Carl Dale.
- Dec. 13 Acquired P Justin Miller from Colorado in exchange for P Jimmy Haynes. (Trade was part of a four-tam deal in which Colorado traded Haynes, C Henry Blanco and P Jamey Wright to Milwaukee; Milwaukee then traded IF Jeff Cirillo, P Scott Karl and cash to Colorado; Colorado traded IF Vinny Castilla to Tampa Bay; Tampa Bay traded P Rolando Arrojo and IF Aaron Ledesma to Colorado).

**2000**

- Feb. 18 Acquired OF Jeremy Giambi from Kansas City in exchange for P Brett Laxton.
- July 28 Acquired P Jim Mecir and P Todd Belitz from Tampa Bay in exchange for minor league P Jesus Colome and cash.
- Nov. 17 Acquired minor league P Ryan Cullen and minor league P Aaron Harang from Texas in exchange for IF Randy Velarde.
- Nov. 20 Acquired P Eric Ireland from Chicago-NL in exchange for OF Matt Stairs.
- Dec. 7 Acquired P Chad Bradford from Chicago-AL in exchange for minor league C Miguel Olivo.

**2001**

- Jan. 8 Acquired P Roberto Hernandez and P Cory Lidle from Tampa Bay in exchange for OF Ben Grieve and cash; traded P Roberto Hernandez, C A.J. Hinch, minor league IF Angel Berroa and cash to Kansas City for OF Johnny Damon, minor league IF Mark Ellis and cash.
- March 28 Acquired IF Eric Hinske from Chicago-NL in exchange for minor league IF Miguel Cairo; as part of the deal, the A's also refused the return of Rule 5 Draft selection P Scott Chiasson.
- July 3 Acquired OF Ron Gant from the Colorado Rockies in exchange for minor league OF Robin Jennings.
- July 25 Acquired OF Jermaine Dye from Kansas City in a three-team trade in which Colorado sent infielder Neifi Perez to Kansas City and Oakland sent minor league OF Mario Encarnacion, minor league IF Jose Ortiz and minor league P Todd Belitz to Colorado.
- Nov. 2 Acquired minor league IF Adam Morrissey from Chicago-NL in exchange for IF Mark Bellhorn.
- Dec. 7 Acquired P Billy Koch from Toronto in exchange for IF Eric Hinske and P Justin Miller.
- Dec. 14 Acquired OF David Justice and cash from New York-NL in exchange for P Mark Guthrie and P Tyler Yates.

**2002**

- Jan. 14 Acquired IF Carlos Pena and P Mike Venafrro from Texas in exchange for P Mario Ramos, IF Jason Hart, OF Ryan Ludwick and minor league C Gerald Laird.
- March 18 Traded P Luis Vizcaino to Texas for P Justin Duchscherer.
- May 22 Acquired OF John Mabry from Philadelphia in exchange for OF Jeremy Giambi.
- July 5 Acquired P Ted Lilly, minor league OF John-Ford Griffin and minor league P Jason Arnold from the New York Yankees as part of a three-team, seven player trade in which the A's sent IF Carlos Pena, P Franklyn German and a player to be named later (P Jeremy Bonderman on Aug. 22) to Detroit for P Jeff Weaver and cash. The A's then sent Weaver to New York to complete the deal.
- July 25 Acquired Ray Durham from Chicago-AL in exchange for minor league P Jon Adkins.
- July 30 Acquired P Ricardo Rincon from Cleveland in exchange for minor league IF Marshall McDougall.
- Nov. 16 Traded P Cory Lidle to Toronto for minor leaguers IF Mike Rouse and P Chris Mowday.
- Dec. 3 Acquired P Keith Foulke, C Mark Johnson and minor league P Joe Valentine in exchange for P Billy Koch and two minor league players to be named later (P Neal Cotts and OF Daylan Holt on December 16).



Dec. 15 Acquired IF Erubiel Durazo from Arizona in a four-team trade in which the A's sent a minor league player to be named later (P Jason Arnold on December 16) to Toronto; Toronto then sent IF Felipe Lopez to Cincinnati; Cincinnati then sent P Elmer Dessens to Arizona.

### 2003

July 30 Acquired OF Jose Guillen from Cincinnati for minor league pitchers Aaron Harang, Joe Valentine and Jeff Bruksch  
 Nov. 18 Acquired OF Bobby Kielty from Toronto along with a player to be named later or cash for P Ted Lilly  
 Nov. 26 Acquired OF Mark Kotsay from San Diego for C Ramon Hernandez and OF Terrence Long  
 Dec. 16 Acquired P Mark Redman from Florida for P Mike Neu and a player to be named later (minor league P Bill Murphy on December 23)  
 Dec. 21 Acquired C Damian Miller and cash from the Chicago Cubs for a player to be named later (Chris Mowday)

### 2004

April 17 Acquired Kirk Saarloos from the Houston Astros in exchange for P Chad Harville.  
 May 12 Acquired a player to be named later from the Toronto Blue Jays for IF Frank Menechino.  
 June 24 Acquired P Octavio Dotel with cash from the Kansas City Royals in exchange for minor leaguers P Mike Wood and IF Mark Teahan.  
 Nov. 27 Acquired C Jason Kendall from the Pittsburgh Pirates in exchange for P Mark Redman and P Arthur Rhodes.  
 Dec. 15 Acquired IF Keith Ginter from the Milwaukee Brewers in exchange for minor league P Justin Lehr and OF Nelson Cruz.  
 Dec. 16 Acquired P Juan Cruz, P Dan Meyer and OF Charles Thomas from the Atlanta Braves in exchange for P Tim Hudson.  
 Dec. 18 Acquired P Kiko Calero, P Danny Haren and minor league C Daric Barton from the St. Louis Cardinals in exchange for P Mark Mulder.

### 2005

July 13 Acquired OF Jay Payton and cash from the Boston Red Sox for P Chad Bradford; acquired P Joe Kennedy and P Jay Witasick from the Colorado Rockies for OF Eric Byrnes, minor league IF Omar Quintanilla and cash.  
 Dec. 5 Acquired P Chad Gaudin from the Toronto Blue Jays for a player to be named later (Dustin Majewski).  
 Dec. 13 Acquired OF Milton Bradley and IF Antonio Perez from the Los Angeles Dodgers in exchange for minor league OF Andre Ethier.

### 2006

March 26 Acquired P Brad Halsey from Arizona in exchange for P Juan Cruz.

### 2007

June 29 Acquired P Andrew Brown from San Diego in exchange for OF Milton Bradley and cash.  
 July 16 Acquired C Rob Bowen and P Jerry Blevins from Chicago (NL) in exchange for C Jason Kendall and cash.  
 Nov. 18 Acquired P Kristian Bell and P Graham Godfrey from Toronto in exchange for IF Marco Scutaro.

Dec. 14 Acquired P Brett Anderson, P Dana Eveland, P Greg Smith, IF Chris Carter, OF Aaron Cunningham, OF Carlos Gonzalez from the Arizona Diamondbacks in exchange for P Dan Haren and P Connor Robertson.

### 2008

Jan. 3 Acquired P Gio Gonzalez, P Fautino De Los Santos and OF Ryan Sweeney from the Chicago White Sox in exchange for OF Nick Swisher.  
 Jan. 14 Acquired P Joey Devine and P Jamie Richmond from the Atlanta Braves in exchange for OF Mark Kotsay and cash.  
 July 8 Acquired P Sean Gallagher, C Josh Donaldson, IF Eric Patterson and OF Matt Murton from the Chicago Cubs in exchange for P Rich Harden and P Chad Gaudin  
 July 17 Acquired P Josh Outman, IF Adrian Cardenas and OF Matt Spencer from the Philadelphia Phillies in exchange for P Joe Blanton  
 Nov. 12 Acquired OF Matt Holliday from the Colorado Rockies for P Greg Smith, P Huston Street and OF Carlos Gonzalez

### 2009

Feb. 2 Acquired RHP Michael Wuerzt from the Chicago Cubs for OF Richie Robnett and IF Justin Sellers  
 July 5 Acquired OF Scott Hairston from the San Diego Padres for P Sean Gallagher, P Craig Italiano and P Ryan Webb  
 July 24 Acquired P Clayton Mortensen, IF Brett Wallace and OF Shane Peterson from the St. Louis Cardinals for OF Matt Holliday  
 July 31 Acquired IF Tyler Ladendorf from the Minnesota Twins for IF Orlando Cabrera

### 2010

Jan. 16 Acquired IF Kevin Kouzmanoff and minor league IF Eric Sogard from the San Diego Padres for OF Scott Hairston and OF Aaron Cunningham  
 Feb. 1 Acquired IF Adam Rosales and OF Willy Taveras from the Cincinnati Reds for IF Aaron Miles and cash  
 June 15 Acquired OF Conor Jackson and cash from the Arizona Diamondbacks for minor league P Sam Demel  
 Nov. 10 Acquired OF David DeJesus from the Kansas City Royals for P Vin Mazzaro and minor league P Justin Marks  
 Nov. 17 Acquired minor league Ps Trystan Magnuson and Daniel Farquhar from the Toronto Blue Jays for OF Rajai Davis

## A'S AMONG THE BEST UNDER BEANE'S WATCH

### MAJOR LEAGUE'S BEST RECORDS SINCE 1998

Club	Wins	Losses	Pct.
New York (AL)	1369	895	.605
Boston	1285	982	.567
Atlanta	1281	985	.565
St. Louis	1247	1019	.550
Los Angeles (AL)	1221	1047	.538
San Francisco	1208	1058	.533
<b>Oakland</b>	<b>1206</b>	<b>1060</b>	<b>.532</b>

## Baseball Operations, continued

Dec. 16 Acquired OF Josh Willingham from the Washington Nationals for P Henry Rodriguez and OF Corey Brown

### 2011

Jan. 8 Acquired RHP Guillermo Moscoso from the Texas Rangers for minor league RHP Ryan Kelly  
May 27 Acquired IF Scott Sizemore from the Detroit Tigers for LHP David Purcey  
June 30 Acquired RHP Bruce Billings and a player to be named later (OF Eliezer Mesa on September 30) from the Colorado Rockies for 2B Mark Ellis and cash considerations  
July 31 Acquired LHP Jordan Norberto and 1B Brandon Allen from the Arizona Diamondbacks for RHP Brad Ziegler

Dec. 9 Acquired RHP Ryan Cook, OF Collin Cowgill and RHP Jarrod Parker from the Arizona Diamondbacks for LHP Craig Breslow, RHP Trevor Cahill and cash considerations

Dec. 23 Acquired RHP A.J. Cole, LHP Tommy Milone, C Derek Norris and RHP Brad Peacock from the Washington for LHP Gio Gonzalez and RHP Rob Gilliam

Dec. 28 Acquired RHP Raul Alcantara, IF Miles Head and OF Josh Reddick from the Boston Red Sox for RHP Andrew Bailey and OF Ryan Sweeney

### 2012

Jan. 16 Acquired OF Seth Smith from the Colorado Rockies for RHP Guillermo Moscoso and LHP Josh Outman

## DAVID FORST

### Assistant General Manager

David Forst begins his 13th season with the Athletics and his eighth as assistant general manager. He was appointed to his current position in February of 2004 after serving as an assistant to the general manager and coordinator of professional scouting. His primary duties include assisting Billy Beane in all player acquisitions, contract negotiations and player evaluations.

The 35-year-old Forst graduated Cum Laude from Harvard University in 1998 with a bachelor of arts degree in sociology. He played baseball for the Crimson for four seasons and earned third team All-America honors as a senior in 1998. He also played for the Springfield (Ill.) Capitals of the Frontier League in 1998 and 1999.

A native of Encino, Calif., Forst resides in Berkeley, Calif. with his wife, Rebe, and son, Judah.



## BILLY OWENS

### Director of Player Personnel

Billy Owens begins his 14th season with the Athletics and his ninth as director of player personnel, where his responsibilities include providing input and recommendations for potential trades and free agent signings, along with evaluation in the area of amateur scouting.

Prior to moving into a front office position, Owens spent five seasons as a hitting coach in the A's minor league system, with stops at Southern Oregon (1999), Vancouver (2000-01) and Arizona (2002-03). In addition to his coaching duties, Owens also assumed scouting responsibilities as an area scout and was promoted to East Coast Scouting Coordinator in 2003.

A third round pick (72nd overall) by the Baltimore Orioles in the 1992 June Draft, Owens played seven seasons of minor league ball with the Baltimore (1992-96) and Houston organizations (1997-98) before joining the A's as an area scout.

A native of San Jose, Calif., Owens attended the University of Arizona, where he played both baseball and football. He was a football, basketball and baseball standout at Bellarmine College Preparatory and is a member of the school's hall of fame. Billy O makes his off-season home in Scottsdale, Ariz.



## FARHAN ZAIDI

### Director of Baseball Operations

Farhan Zaidi enters his eighth season with the A's, his fourth as director of baseball operations. His primary responsibilities include providing statistical analysis for evaluating and targeting players in the amateur draft, free agent and trade markets. He also assists on arbitration cases, minor league contracts and works closely with the coaching staff during the season in analyzing data from advance scouting reports.



Prior to joining the A's, Zaidi served as business development associate for Small World Media, the fantasy sports division of *The Sporting News*, and also worked as a management consultant for the Boston Consulting Group.

Zaidi, 35, earned his bachelor of science degree in economics from Massachusetts Institute of Technology in 1998 and a Ph.D in economics from the University of California, Berkeley in 2011. He currently resides in Oakland with his wife, Lucy.

## DAN FEINSTEIN

### Director of Professional Scouting/Baseball Development

Dan Feinstein, the Tampa Bay Rays' director of baseball operations for the past six years, was named the Oakland Athletics' director of professional scouting/baseball development last October.

Feinstein, a native of Lafayette, Calif., returns to the A's, where he served the team in a variety of capacities from 1994 to 2004, including the role of assistant, amateur scouting and video coordinator. A graduate of UC Davis, he assisted Andrew Friedman, the Rays' executive vice president of baseball operations, in all aspects of Tampa Bay's baseball operations department, including contract negotiations, arbitration and trade analysis, as well as the interpretation of major league rules and overseeing the department's budgets.

Prior to joining the Rays in 2006, Feinstein worked for the Los Angeles Dodgers as coordinator of baseball operations in 2005.



## KEITH LIEPPMAN

### Director of Player Development

Keith Lieppman begins his 42nd year with the A's and 21st season as the organization's director of player development, with responsibilities in the assignment, development and evaluation of players throughout the A's farm system, which consistently ranks among the best in the game. He also coordinates field instruction for the entire minor league system.

Lieppman's gilded reputation as one of baseball's finest personnel executives was further amplified last November when he received the Sheldon "Chief" Bender Award from Minor League Baseball for "distinguished service and being instrumental in player development" during his career.

Lieppman has managed on all levels of the A's minor league system, beginning in Modesto in 1980 and most recently with the Triple-A Tacoma Tigers from 1985-87. He also managed the Lacey Tigres of the Dominican Winter League in 1986. He began his baseball career in 1971 as a minor league player for the A's.

Keith is a graduate of the University of Kansas with a degree in journalism. He resides in Prescott, Ariz. with his wife, Corinne, and twins, Burke and Lauren.



## ERIC KUBOTA

### Director of Scouting

Eric Kubota is in his 28th season with the Athletics organization and his 11th as director of scouting.

Kubota has overseen the club's last 10 drafts that have produced dozens of players who have risen to the major leagues with various clubs, including current A's Dallas Braden (2004), Cliff Pennington (2005) Landon Powell (2004), Tyson Ross (2008), Kurt Suzuki (2004) and Jemile Weeks (2008). Kubota's talents as an evaluator helped assemble the majority of the A's minor league system that has combined for a 3807-3489 (.522) record over the last 10 seasons.

Prior to assuming his current position, Kubota served as the club's supervisor of international scouting for three seasons, overseeing the scouting staff and player evaluations in the Dominican Republic and Venezuela.

Kubota, 47, began his baseball career in June of 1984 while he was an undergraduate at the University of California, Berkeley, spending the better part of six seasons working in the A's media relations department. In November of 1989, he joined the baseball operations staff as an assistant director of scouting.



## **Baseball Operations, continued**

handling daily administrative duties of the scouting department, including preparation work for the Rule 4, Rule 5 and June drafts, compiling the team's prospect book and preparing statistical information.

He was elevated to Pacific Rim coordinator in November of 1996, where he acted as a liaison between the A's and Asian baseball teams in addition to his scouting duties in Northern California and Hawaii.

Eric graduated from Cal in 1986 with a bachelor of arts degree in political science. He resides in Rocklin, Calif. with his wife, Karen, and their two children.

## **TED POLAKOWSKI**

### **Director of Minor League Operations**

Ted Polakowski enters his 14th season as director of minor league operations and 30th in the organization. He oversees all aspects of the club's training facility in Phoenix as well as handling budgeting and purchasing responsibilities for the organization's entire minor league system. He also assists in the management of the A's baseball operation in the Dominican Republic.

Polakowski joined the A's organization in 1984 as an athletic trainer for the Idaho Falls affiliate. He also headed up training staffs in Pocatello (1985), Medford (1986-87) and with the A's team in the Arizona Rookie League (1988) before moving into administrative duties on a full time basis in 1989. He was promoted to his current position prior to the 1999 season.

A native of Somerville, N.J., Polakowski graduated from Arizona State University in 1984 with a degree in health education and sports medicine. He currently resides in Mesa, Ariz. with his three children, Matthew, Krysta and Michael, and his wife, Lori, and her children, Katie and Cody. Polakowski also has a grown fourth child, Kimberly.



## **CHRIS PITTARO**

### **Special Assistant to the General Manager**

Chris Pittaro enters his 22nd season in the Oakland organization, his first as a special assistant to the general manager. Prior to being named to his new position, Pittaro served as director of professional scouting for five years. He spent the previous six seasons as national field coordinator after serving as an area scout and national cross checker with the Athletics since 1991.

Selected by the Detroit Tigers in the 1982 June First Year Player Draft, Pittaro made his major league debut with the Tigers in 1985, batting .242 in 28 games. He was traded to the Minnesota Twins in 1986 and spent parts of the '86 and '87 seasons on the Twins big league roster. He retired during the 1988 season.

Pittaro attended the University of North Carolina from 1980-82 before signing with the Tigers following his junior season. After he retired as a player in 1988, he enrolled in Rider College in New Jersey where he obtained a bachelor of science degree in finance in 1991, graduating Summa Cum Laude.

The 50-year-old Pittaro is a native of Hamilton, N.J., where he still lives with his wife, Lisa. He has three children.



## **GRADY FUSON**

### **Special Assistant to the General Manager**

Grady Fuson, former Oakland Athletics' scouting director and one of the game's most respected scouts and baseball executives, returned to the A's in 2010 as a special assistant to the general manager.

Fuson, who began his career as an area scout with Oakland in 1982, has now spent 21 seasons with the A's organization, including seven years as scouting director from 1995-2001. Prior to his current position with the Athletics, he served as vice president of scouting and player development with San Diego from 2006-09 after joining the Padres in 2005 as a special assistant to the general manager.

His first stint with the A's ended in 2002, when he joined the Texas Rangers as assistant general manager, spending three seasons in charge of the Rangers' scouting and player personnel.



After a two-year stint playing in the minor leagues, Fuson became head baseball coach at the University of Puget Sound in Washington. He was hired by the A's in 1982. During his tenure in Oakland, he played a prominent role in drafting such players as Eric Chavez, Tim Hudson, Mark Mulder and Barry Zito, which provided the impetus for the franchise to feature five playoff teams over a seven-year period from 2000-06.

## PHIL GARNER

### Special Advisor

Phil Garner, former long-time manager with the Milwaukee Brewers, Detroit Tigers and Houston Astros, returns to the Athletics for his second season as a special advisor. He was named to the position Aug. 12, 2011.

The Jefferson, Tenn. native posted a 985-1054 record (.483) as a major league manager during 15 seasons with Milwaukee (1992-99), Detroit (2000-02) and Houston (2004-07). He directed the Brewers to a 92-70 record and second-place finish in his initial campaign of 1992, then later joined Houston in midseason and steered the Astros to a 48-26 mark (.629) and the National League Wild Card playoff berth in 2004. The next season, he led Houston to an 89-73 record (.549) and the franchise's first-ever World Series appearance, losing to the Chicago White Sox. In three-and-a-half seasons in Houston, Garner piloted the team to a 277-252 (.524) mark.

Garner, 62, played parts of 16 seasons in the majors as an infielder, compiling a .260 lifetime batting average with 299 doubles, 82 triples, 109 home runs, 738 RBI and 225 stolen bases with Oakland (1973-76), Pittsburgh (1977-81), Houston (1981-87), the Los Angeles Dodgers (1987) and San Francisco (1988). He was a first-round draft pick by the A's in 1971, a three-time All-Star ('76, '80 and '81) and a member of the Pirates' 1979 World Series championship team.



## PAMELA PITTS

### Director of Baseball Administration

Pamela Pitts enters her 31st season in the organization and 20th as director of baseball administration. Her responsibilities include managing the day-to-day business side of the baseball operations department, including governing all major and minor league staff contract administration, player records, waivers, payroll issues and transactions. She started her baseball career with the A's in November of 1981 as the minor league and public relations secretary. Pamela resides in Danville, Calif. with her husband, Dan Dunn.



## ADMINISTRATION

## JIM LEAHEY

### Vice President, Sales and Marketing

Jim Leahey enters his sixth season with the Oakland Athletics as vice president, sales and marketing. He oversees the team's sales and marketing efforts, including corporate partnerships, tickets, advertising, and promotions. Under his direction, the Athletics have won multiple awards for their advertising campaigns, including their most recent, "Green Collar Baseball." Leahey is spearheading the organization's efforts to deliver exceptional value through an outstanding fan experience.

Prior to joining the A's, Leahey spent 14 years with Sony Corporation, working in product development, marketing and general management roles. Spending time in Sony's US and global operations, he worked in Latin America as general manager and country manager of Sony Peru, and in the United States as general manager and vice president of the Peripherals and Enhancements (accessories) Group. Leahey joined the A's in December of 2006.

A native of Rhode Island, Leahey earned his bachelor's degree in economics from Brown University in 1988 and his master's in business administration from the Harvard Business School. Jim resides in Danville, Calif. with his wife, Kira, and their three children.





## KEN PRIES

### Vice President, Broadcasting and Communications



Celebrating his 22nd season with the Athletics organization, Ken Pries was promoted to his current position of vice president, broadcasting and communications in March of 2000 after serving as the team’s senior director for broadcasting and communications for the previous three years.

Pries oversees all of the A’s television and radio matters, in addition to the club’s community relations, public relations and Diamond Vision departments.

Pries is responsible for negotiating all of the team’s broadcast agreements, which include the A’s Radio Network and television partnership with Comcast SportsNet California. The A’s will televise over 145 games this year, all in High Definition.

Last season, the A’s Community Fund distributed more than \$850,000 to various projects and made donations to over 1,500 various charities throughout Northern California. The team, in conjunction with Sony Pictures, raised more than \$370,000 in charitable donations at last September’s premiere of *Moneyball*, with proceeds going to support Children’s Hospital and Research Center Oakland and Stand Up To Cancer. The annual A’s Community Fund Golf Tournament, held at the Castlewood Country Club in Pleasanton, raised more than \$100,000 and the 12th Annual Breast Cancer Awareness Day raised \$63,000 for the American Cancer Society and the Northern California Cancer Center. The A’s 12th Annual MUG Root Beer Float Day raised over \$29,000 for the Juvenile Diabetes Research Foundation.

Prior to joining the A’s organization in 1991, Pries worked seven years with KSFO radio, where he was an executive producer for A’s broadcasts, as well as Stanford football and men’s basketball broadcasts. Before his KSFO stint, Pries served as a sports coordinator at KNBR radio from 1979-84, where he worked on the station’s broadcasts of San Francisco Giants baseball games, along with University of San Francisco and Golden State Warrior basketball games.

A native of Alameda, Calif., Pries attended San Francisco State University, where he majored in broadcast communicational arts. He resides in San Ramon, Calif. with his wife and their two children.

## DAVID RINETTI

### Vice President, Stadium Operations



David Rinetti enters his 32nd season with the A’s organization and his 12th as vice president, stadium operations.

In his current position, Rinetti coordinates event management, oversees all game day employees, including ushers, security officers, ticket takers, parking attendants and grounds crew, and assists in all construction related issues at O.co Coliseum. He is also the team’s liaison with local law enforcement agencies and Major League Baseball’s Security Department. In addition, Rinetti sits on the team’s venue and design development committee that is responsible for developing a non-site specific prototype for a new baseball-only facility for the club.

The 47-year-old Rinetti began his career with the A’s in 1981, serving as stadium operations assistant, where he organized in-stadium promotions and giveaways. From 1987-93, he managed game day operations and maintenance of the A’s luxury suites. In 1994, he was promoted to director of stadium operations and was elevated to vice president in March of 2000.

### FRANCHISE FACTS

All-Time Record .....	8344-8840	West Division Championships .....	14
Philadelphia .....	3886-4248	Wild Card Championships .....	1
Kansas City .....	829-1224	Most Valuable Players .....	11
Oakland .....	3629-3368	Cy Young Award Winners .....	5
World Championships .....	9	Rookies of the Year .....	8
Philadelphia .....	5	Managers of the Year .....	2
Oakland .....	4	Hall of Famers .....	15
American League Championships .....	15		
Philadelphia .....	9		
Oakland .....	6		

Rinetti also worked with Major League Baseball's Security Department at the 1995, 1998, 2007 and 2010 World Series, in addition to the 1998, 2002, 2007 and 2011 All-Star Games. He is also a member of the Major League Baseball Stadium Operations Advisory Committee.

A 1986 graduate of California State University, Hayward with a degree in business administration, Rinetti served as the A's chief liaison during the filming of the movie *Moneyball* at the Coliseum in 2010.

## KEITH WOLFF

### Vice President, Venue Development

Keith Wolff enters his seventh year as vice president, venue development for the A's, while also retaining his position as president of Wolff Urban Development, a real estate development, acquisition and management company based in West Los Angeles and the Bay Area. In his role with the A's, he is responsible for the daily efforts in the team's quest to secure a baseball-only facility in the Bay Area.

Wolff has more than 20 years of experience within the real estate industry with an emphasis on hotel, office, industrial and retail project assets. He has an extensive background in all facets of commercial real estate, including property acquisition, entitlement, development, leasing, repositioning and disposition.

Wolff graduated magna cum laude from the University of the Pacific with a bachelor's of science degree in business administration. He received his master's degree in business administration from Harvard University in 1993.



## PAUL WONG

### Vice President, Finance

Paul Wong enters his 17th season with the Athletics organization and 12th as vice president, finance. He is responsible for all of the club's financial technology and telecommunications affairs, including overseeing the accounting and IT departments, management of the company's annual budget and cash flow, the preparation of financial forecasts, reports and tax returns for the company and Major League Baseball, as well as analyzing and implementing the company's technology and telecommunication requirements.

Wong joined the Athletics in January of 1996 as a controller after serving four years with KPMG Peat Marwick in Oakland as a supervising tax specialist and senior auditor and two years as an accounting analyst for Pacific Gas and Electric Company in San Francisco.

A native of the Bay Area, Wong earned his bachelor of science degree in business administration from California State University, Hayward in 1990. He currently resides in Dublin, Calif. with his wife, Trish and son, Zachary.



## SPORTS MEDICINE STAFF

### NICK PAPARESTA

#### Head Athletic Trainer

Nick Paparesta enters his second season as the Oakland A's head athletic trainer. He previously served as the Tampa Bay Rays' assistant trainer for three seasons.

Paparesta, a native of Fort Myers, Fla., spent five years in the Rays' organization. He joined Tampa Bay in 2006 as Minor League head trainer and rehabilitation coordinator, overseeing all Minor League trainers and rehabilitation with Minor League players in that role for two seasons. He was promoted to the Major League level in 2008 and was a member of Tampa Bay's American League championship team that year.

Prior to his stint with the Rays, Paparesta worked in the Cleveland Indians organization for 11 seasons, including four years with Triple-A Buffalo. He is a graduate of Baldwin-Wallace College in Berea, Ohio, and holds certifications by the National Athletic Trainers' Association (NATA) and National Strength and Conditioning Association (NSCA).

Paparesta resides in Dublin, Calif. with his wife, Kristel, and two children, Noah and Alaina.



## **WALT HORN**

### **Assistant Athletic Trainer**

Walt Horn returns for his fifth season as assistant athletic trainer for the A's. Horn began his professional baseball career with the A's in 1978 after graduating from Boise State University in December of 1977. He served as the club's Double A athletic trainer for six seasons, all in the Eastern League before being promoted to the Triple A club for the 1984 season. He remained with the A's Triple-A affiliates in Tacoma, Edmonton, Vancouver and Sacramento over the next 24 seasons in the Pacific Coast League. Walt earned Pacific Coast League Athletic Trainer of the Year four times during that period (1992, '96, '02 and '04 ). He was also the athletic trainer for two All-Star games (1993 and 2005). An Idaho native, Horn now resides with his wife, Stacy, in Mesa, Ariz. during the off season. They have two children, Kassandra and Cameron.



## **BRIAN SCHULMAN**

### **Assistant Athletic Trainer**

Brian Schulman enters his second season as an assistant athletic trainer with the A's after previously serving seven years at the University of California, Berkeley. At Cal, Schulman held the post of assistant athletic trainer from 2004-08 before being promoted to rehabilitation coordinator in 2009. During his stint as assistant athletic trainer, he oversaw the sports of baseball, men's water polo and women's soccer. Schulman also served previous internships with the San Francisco 49ers in 2003-04 and the Los Angeles Dodgers in 2000, as well as being a graduate assistant trainer at Fresno State in 2001-03. He is a certified strength and conditioning coach (CSCS) from the NSCA, and holds a bachelor's degree in political science from UC Santa Barbara (2001) and a Masters in kinesiology from Fresno State (2003). He resides in Dublin, Calif. with his wife, Megan, and son, Luke.



## **MIKE HENRIQUES**

### **Strength and Conditioning Coach**

Mike Henriques begins his first full season as the Athletics' strength and conditioning coach. Henriques, originally hired as the A's minor league strength and conditioning coordinator in November of 2010, was named Oakland's interim strength and conditioning coach May 3 when Bob Alejo accepted an assistant athletic director position at North Carolina State. In October, the team promoted him to permanent status. Henriques previously spent five seasons in the San Diego Padres' minor league system (2006-10), including two years as their assistant coordinator. The Central Connecticut State graduate also served four off-seasons with the NBA's Portland Trail Blazers as assistant strength and conditioning coach from 2007-10, as well as a summer internship at Arizona State in 2005.



## **OZZIE LYLES**

### **Major League Massage Therapist**

Ozzie Lyles enters his fourth season as the Oakland A's team massage therapist. He previously worked several years with many professional athletes, while also studying and practicing sport and medical massage since 1992. He was employed at Oakbay Chiropractic in Oakland from 2004-09 under the Oakland Raiders' team orthopedic surgeon, Dr. Warren Strudwick, and also has worked for Dr. Steve Isono, the Olympic and track and field orthopedic physician, in Emeryville. The Oakland, Calif. native also worked at Club One in Oakland.



## LARRY DAVIS

### Coordinator of Medical Services

Larry Davis begins his 40th season with the A's organization and fifth as coordinator of medical services. He oversees and administrates all health and injury issues throughout the organization. Before his current post, Davis served 10 seasons (1998-2007) as the A's head trainer and 14 previous years (1984-97) as an assistant trainer for the big league club. A native of Tucson, Ariz., Davis attended the University of Arizona where he majored in physical education. He began his baseball career in 1973 as the head trainer, traveling secretary and equipment manager of the Tucson Toros, then Oakland's Triple-A affiliate. He remained in that capacity for 11 seasons as the affiliate moved to San Jose, Vancouver, Ogden and Tacoma. Larry makes his home in Mesa, Ariz. with his wife, Suzi.



## MEDICAL CONSULTANTS



Allan Pont, M.D.  
Team Physician



Elliott Schwartz, M.D.  
Internal Medicine



Jon Dickinson, M.D.  
Team Orthopedist



Will Workman, M.D.  
Team Orthopedist

## CLUBHOUSE AND STAFF

### MICKEY MORABITO

#### Director of Team Travel

Mickey Morabito enters his 33rd season as the Athletics' director of team travel. He is responsible for arranging the transportation and accommodations of the team during spring training and the regular season, with additional responsibilities in spring training scheduling, payroll and ticketing. He has the second longest tenure with one club among active major league traveling secretaries. Morabito's career in professional baseball spans four decades, dating back to 1970 when he served as a batboy for the New York Yankees. He worked in the Yankees public relations department for seven seasons, working as an assistant from 1974-76 before taking over the director's duties in 1977. While with the Yankees, he managed the club's media relations efforts during the club's back-to-back World Championship seasons of 1977 and '78. Morabito joined the Athletics organization in the spring of 1980, handling dual roles as the club's director of public relations and traveling secretary. During his long career, he has been a part of six World Series teams, three with the A's and three with the Yankees. A native of Brooklyn, NY, Morabito attended Lafayette High School in Brooklyn and later earned his bachelor of arts degree in physical education from Hunter College in New York City. A fan of Frank Sinatra, Dean Martin, fine dining and hockey, Mickey makes his home in Alameda and Manhattan Beach with his wife Barbara.



### STEVE VUCINICH

#### Equipment Manager

A fixture in the A's organization ever since the club moved to Oakland in 1968, Steve Vucinich enters his 19th season as the club's equipment manager after serving as the visiting clubhouse manager from 1974-93. An Oakland native, Vucinich joined the A's organization as a ball boy in 1968 when the franchise relocated from Kansas City. From 1969-73, he served as an assistant in the home clubhouse before being named visiting clubhouse manager in 1974. Vucinich is a past president of the Major League



## Clubhouse and Staff, continued

Baseball Equipment Manager's Association and currently serves on the MLBMA's board of directors and as well as the advisory committee for Major League Baseball Properties. Vucinich graduated from St. Joseph's High School in Alameda and Chabot College in Hayward. Commonly referred to as the A's historian, he makes his off-season home in Scottsdale with his wife, Valerie, and daughter, Kayla, who attends Gonzaga University.

### MIKE THALBLUM

#### Visiting Clubhouse Manager

The 2012 season marks Mike Thalblum's 32nd season in the A's organization and his 19th as the visiting clubhouse manager. He began his baseball career when he was 13 years old, serving as a clubhouse assistant in the team's spring training clubhouse in Phoenix. In 1985, Thalblum relocated to Oakland to work in the visiting clubhouse with Steve Vucinich and then in 1992, moved across the hall to the home side where he worked with the late Frank Ciencszyk for two seasons. In 1994, he assumed his current position as the visiting clubhouse manager. A native of Scottsdale, Ariz., Mikey and his wife, Janine, make their home in Dublin, Calif. with their son, Stewart Robert, who is named after former A's pitchers Dave Stewart and Bob Welch; and Jonathon David.



### BRIAN DAVIS

#### Assistant Equipment Manager

Brian Davis, who first joined the Oakland A's as a batboy in 1991, is entering his 18th season as the club's assistant equipment manager. He is responsible for assisting Steve Vucinich in the day-to-day operation of the clubhouse, ranging from all equipment needs and meal planning, to occasionally travelling with the team on road trips. A native of Newark, Calif., Davis is a graduate of Placer High School in Auburn, Calif. and later attended both Chico State and Cal State Hayward. He is married and lives with his wife, Pam, and their two children—son, Owen, and daughter, Sophia—in Goodyear, Ariz.



### CLAY WOOD

#### Head Groundskeeper


The 2012 season marks Clay Wood's 18th season as the head groundskeeper of the O.co Coliseum and his 23rd in the Athletics organization. Under his direction, the Coliseum's playing surface is considered by players to be among the best in the major leagues. Clay joined the A's organization in May of 1989 as part of the club's spring training field maintenance team. A native of Fort Worth, Tex., Wood earned his bachelor of science degree in marketing from Arizona State University. Woody and his wife, Lisa, make their home in Danville, Calif. with their son, Tyler, and daughter, Katie.



## ADDITIONAL CLUBHOUSE STAFF



**Cliff Clavin**  
Clubhouse Assistant



**William Angel**  
Clubhouse Assistant



**Adam Rhoden**  
Video Coordinator



**Matt Weiss**  
Umpire/Clubhouse  
Assistant



**Casey Chavez**  
Bullpen Catcher



*Coco Crisp tied for the American League lead with a career-high 49 stolen bases in 2011.*



**2012 ATHLETICS**

**MANAGER**

Robert Paul Melvin

Named as A's interim manager, June 9, 2011

**Birthdate:** October 28, 1961**Birthplace/Resides:** Palo Alto, California / New York, New York**Contract Status:** First year of a three-year contract through 2014

Bob Melvin begins his first full season as manager of the Oakland A's after being named interim manager, June 9, 2011. He guided the A's to a 47-52 (.475) record after Oakland started the season 27-36 (.429). The Bay Area native signed a three-year contract through the 2014 season, Sept. 21. Melvin has a record of 540-560 (.491) in eight seasons as a Major League manager, which also includes stints with the Seattle Mariners (2003-04) and Arizona Diamondbacks (2005-09). He is the 29th manager in franchise history and the 17th in Oakland history.

In his previous managerial stint, he guided Arizona to a 337-340 (.498) record in four-plus seasons. He was named manager of the D-backs Nov. 5, 2004 and led the club to a 77-85 mark in his first season, a 26-game turnaround from a franchise-worst 51-111 mark in 2004. After a 76-86 finish in 2006, Melvin was named National League Manager of the Year by the BBWAA in 2007 after guiding Arizona to a league-best 90-72 record. He also earned NL Manager of the Year honors from *The Sporting News* and the Negro League Baseball Museum's C.I. Taylor Legacy Award. The Diamondbacks followed up their NL West title with a second-place finish in 2008, finishing 82-80. Melvin became the winningest manager in Arizona history that season when he earned his 304th win Aug. 14, surpassing Bob Brenly. Melvin was relieved of his duties as D-backs manager May 8, 2009 after a 12-17 start.

**ATHLETICS MANAGERS**

Manager	Years	W	L	Pct.	Notes
Connie Mack	1901-50	3627	3891	.482	9 AL Pennants, 5 World Championships
Jimmie Dykes	1951-53	208	254	.450	
Eddie Joost	1954	51	103	.331	
Lou Boudreau	1955-57	151	260	.367	
Harry Craft	1957-59	162	196	.453	
Bob Elliot	1960	58	96	.377	
Joe Gordon	1961	26	33	.441	
Hank Bauer	1961-62, 69	187	226	.453	
Ed Lopat	1963-64	90	124	.421	
Mel McGaha	1964-65	45	91	.331	
Haywood Sullivan	1965	54	82	.397	
Alvin Dark	1966-67, 74-75	314	291	.519	2 AL West Titles, 1 AL Pennant, 1 World Championship
Luke Appling	1967	10	30	.250	
Bob Kennedy	1968	82	80	.506	
John McNamara	1969-70	97	78	.554	
Dick Williams	1971-73	288	190	.603	3 AL West Titles, 2 World Championships
Chuck Tanner	1976	87	74	.540	
Jack McKeon	1977,78	71	105	.403	Started 1977 season, finished 1978
Bobby Winkles	1977-78	61	86	.415	Finished 1977 season, started 1978
Jim Marshall	1979	54	108	.333	
Billy Martin	1980-82	215	218	.497	1 AL West Title
Steve Boros	1983-84	94	112	.456	
Jackie Moore	1984-86	163	190	.462	
Jeff Newman	1986	2	8	.200	Interim Manager
Tony La Russa	1986-1995	798	673	.542	4 AL West Titles, 3 AL Pennants, 1 World Championship
Art Howe	1996-2002	600	533	.530	2 AL West Titles, 1 AL Wild Card
Ken Macha	2003-06	368	280	.568	2 AL West Titles
Bob Geren	2007-11	334	376	.470	
<b>Bob Melvin</b>	<b>2011-</b>	<b>47</b>	<b>52</b>	<b>.475</b>	

Prior to being named A's manager, Melvin had rejoined the Diamondbacks as a special baseball advisor to President & CEO Derrick Hall in May of 2011, assisting the baseball operations department and other business divisions of the organization. He was a professional scout for the New York Mets in 2010.

Melvin began his managerial career in 2003, guiding to the Mariners to a 93-69 record in shattering the team record for wins by a first-year Mariners manager set by Lou Piniella in 1993 (82-80). His 93 wins also tied for the 15th-most by any rookie manager in Major League history at the time. The Mariners then fell to 63-99 in 2004 and he left Seattle with a 156-168 (.481) record in two seasons.

Melvin began his coaching career as Manager Phil Garner's bench coach from 1999-2000, first with the Brewers in 1999 and then in 2000 with the Tigers. While with the Brewers, he also managed the Maryvale team in the Arizona Fall League in 1999. He then served as Bob Brenly's bench coach with the D-backs from 2001-02 when the club won back-to-back NL West titles and the World Series in 2001. Prior to those bench coach roles, he spent three seasons with Milwaukee in various capacities, serving as a scout in 1996, roving instructor in 1997 and as assistant to General Manager Sal Bando in 1998.

A 10-year Major League veteran, Melvin's playing career included stops in Detroit (1985), San Francisco (1986-88), Baltimore (1989-91), Kansas City (1992), Boston (1993), the New York Yankees (1994) and the Chicago White Sox (1994). He posted a .233 batting average with 35 home runs and 212 RBI while playing in 692 games. The former catcher was drafted by Detroit as its first choice in the secondary phase of the 1981 January draft and hit .220 in 41 games in his rookie season of 1985. Melvin spent the next three seasons sharing the catching duties with Bob Brenly for the Giants, hitting a career-high 11 home runs in 1987. After three seasons in Baltimore, he batted a career-high .314 in 32 games with Kansas City in 1992.

Melvin graduated from Menlo-Atherton High School in Menlo Park, Calif. in 1979 and later attended and played baseball at the University of California in Berkeley. He and his wife, Kelly, reside in Lower Manhattan, NY. Their daughter, Alexi, is a recent graduate of the prestigious Lee Strasberg Theater & Film Institute in New York.

### MANAGERIAL RECORD

Year	Club	League	Class	W-L	Pos.
2003	SEATTLE	American	Majors	93-69	2nd / West
2004	SEATTLE	American	Majors	63-99	4th / West
2005	ARIZONA	National	Majors	77-85	2nd / West
2006	ARIZONA	National	Majors	76-86	4th / West
2007	ARIZONA	National	Majors	90-72	1st / West
2008	ARIZONA	National	Majors	82-80	2nd / West
2009	ARIZONA	National	Majors	12-17	4th / West
2011	OAKLAND	American	Majors	47-52	3rd / West
<b>Major League Totals</b>				<b>540-560</b>	

### MAJOR LEAGUE RECORD

	AVG.	G	AB	R	H	2B	3B	HR	RBI
TOTALS	.233	692	1955	174	456	85	6	35	212

## CHILI DAVIS

# 30


### HITTING COACH

Charles Theodore Davis

Named A's hitting coach, November 26, 2011

**Birthdate:** January 17, 1960

**Birthplace/Resides:** Kingston, Jamaica / Paradise Valley, Arizona



Chili Davis, a three-time All-Star and member of three World Series championship teams during an illustrious 19-year Major League playing career, enters his first season as the A's hitting coach in 2012.

## Coaches, continued

Davis, 52, served as the Boston Red Sox's Triple-A hitting coach with Pawtucket last season.

Originally selected in the 11th round of the 1977 draft by the San Francisco Giants, he became the first Jamaica-born player to play in the majors in 1981. Considered one of the greatest switch-hitters in baseball history, Davis batted .274 with 350 home runs, 1,372 RBI, 1,240 runs scored and a .451 slugging percentage in 2,436 big league games with the Giants (1981-87), California Angels (1988-90, 1993-96), Minnesota Twins (1991-92), Kansas City Royals (1997) and New York Yankees (1998-99).

He finished fourth in the National League Rookie of the Year balloting in 1982 after hitting .261 with 19 homers, 76 RBI and 24 stolen bases for San Francisco. Davis, a native of Kingston, Jamaica and graduate of Dorsey High School in Los Angeles, hit 20 or more home runs in 10 different seasons as an outfielder-designated hitter. He earned All-Star recognition with the Giants in 1984 and 1986, and with the Angels in 1994, and served as Bob Melvin's teammate with San Francisco in 1986-87, including the '87 club that won the NL West division crown.

Davis later played roles on three World Series championship teams—the 1991 Twins, and both the 1998 and 1999 Yankees. He batted .277 with 29 home runs and 93 RBI on that Minnesota title team, while hitting .279 with 30 homers and 90 RBI with Kansas City in 1997. His best RBI season came in 1993 with California, when he drove in 112 runs and hit 27 round-trippers. On the all-time switch-hitters list, he continues to rank among the Top 10 leaders in home runs (350, 5th), RBI (1,372, 6th) and walks (1,194, 8th).

After enjoying back-to-back World Series championships with the Yankees, Davis retired after the 1999 season. He entered his coaching career four years later, serving as hitting coach for the Australian National Team in 2003-04. He was hired by the Los Angeles Dodgers as a part-time instructor in the fall instructional league in 2010 before being named Pawtucket's hitting coach last season. Boston's Triple-A affiliate ranked among the International League leaders in on-base percentage (.335, third), runs scored (657, third), home runs (132, fifth) and slugging percentage (.401, sixth) in 2011.

### MAJOR LEAGUE RECORD

	AVG.	G	AB	R	H	2B	3B	HR	RBI
TOTALS	.274	2436	8673	1240	2380	424	30	350	1372

## MIKE GALLEGO

3

### THIRD BASE COACH

Michael Anthony Gallego

Named A's third base coach, October 22, 2008

**Birthdate:** October 31, 1960

**Birthplace/Resides:** Whittier, California / Phoenix, Arizona



Mike Gallego completed his third season as the A's third base coach in 2011. It was his 15th season in the Oakland organization, which includes 12 years as a player.

Gallego joined the A's from the Colorado Rockies organization, where he spent nine seasons, including four as third base and infield coach on Clint Hurdle's Major League staff. His stay included a storybook 2007 season when they won the National League pennant. Under his tutelage, the Rockies set a Major League record for fielding percentage with a mark of .98925 in 2007. Shortstop Troy Tulowitzki led Major League shortstops with a .987 fielding percentage that year and Todd Helton topped all National League first basemen with a .999 fielding percentage. Gallego joined the Rockies organization as a roving infield coordinator in 2000, a position he held until joining the major league coaching staff May 1, 2002. He returned to his minor league duties in 2003-04, before rejoining the major league staff in 2005. Gallego launched his coaching career as Boston's minor league infield instructor in 1999.

Gallego's professional career began when the A's drafted him in the second round of the 1981 June draft out of UCLA. He made his major league debut with Oakland in 1985, spending 13 seasons

in the majors with Oakland (1985-91, 95), the New York Yankees (1992-94) and St. Louis Cardinals (1996-97). He was a .239 career hitter with 42 home runs and 282 RBI in 1111 games, including .232 in 772 games with the A's. A valuable utility infielder, he played in three straight postseasons with Oakland from 1988-90 and was a member of the 1989 World Champion A's. In 1993, he won the Good Guy Award from the New York Press Photographer's Association and New York Baseball Writers after enjoying his best season, batting .283 with 10 home runs and 54 RBI.

A native of Whittier, Calif., Gallego graduated from St. Paul High School (Santa Fe Springs, Calif.) and attended UCLA for three years before being drafted by the A's. He and his wife, Caryn, have twin sons, Nicholas and Joseph (12/29/88) and a daughter, Allison (12/12/90). They reside in Phoenix, Ariz.

### MAJOR LEAGUE RECORD

	AVG.	G	AB	R	H	2B	3B	HR	RBI
TOTALS	.239	1111	2931	374	700	111	12	42	282

## CHIP HALE

8


### BENCH COACH

William (Chip) Hale III

Named A's bench coach, October 5, 2011

**Birthdate:** December 2, 1964

**Birthplace/Resides:** San Jose, California / Tucson, Arizona



Chip Hale enters his first season on Bob Melvin's staff as the A's new bench coach. He served as the New York Mets' third base and infield coach the past two seasons.

A San Jose, Calif. native who attended Campolindo High School in nearby Moraga, Hale previously worked under Melvin as third base and infield coach with the Arizona Diamondbacks from 2007-09. During that stint, he played a prominent role on Arizona's 2007 club which posted a 90-72 record and captured the National League West Division championship. He also spent the first month of the 2006 season as third base coach for the Diamondbacks until Carlos Tosca recovered from a broken foot.

A former Major League player, William (Chip) Hale III enjoyed six seasons as a minor league manager in the Arizona organization before joining Melvin. He steered the Triple-A Tucson Sidewinders to the Pacific Coast League and Triple-A titles in 2006 with a franchise-best 91-53 mark. His 233 wins and .540 winning percentage as Tucson's manager from 2004-06 are also all-time franchise records.

In 2002, Hale managed El Paso (AA) to the Texas League championship with a 76-62 mark.

He also led Rookie-League Missoula to a 44-32 mark in 2000 and to the Northern Division's second-half championship in 2001. Hale was named the Pioneer League and *Baseball America's* Rookie-Level Manager of the Year in 2001.

Hale also served as an auxiliary coach with USA Baseball in Tucson in 1999, working with both the national team and the Intercontinental Cup teams.

Selected in the 17th round of the 1987 draft by Minnesota, Hale spent portions of seven seasons as a player in the big leagues with the Twins (1989-90, 1993-96) and the Los Angeles Dodgers (1997). He was a .277 lifetime hitter with seven home runs and 78 RBI in 333 games, playing five different positions as well as designated hitter, and registering a .289 (52-for-180) average as a pinch hitter.

While at the University of Arizona (1984-87), he started every game of his collegiate career in setting a record that would not be broken until 2001. Hale established school career marks for most hits and walks, and batted .345 for the 1986 Wildcat team that won the College World Series.

Hale and his wife, Judith, have three children—Jack, Edward and Sabrina. They live in Tucson, Ariz.

### MAJOR LEAGUE RECORD

	AVG.	G	AB	R	H	2B	3B	HR	RBI
TOTALS	.277	333	575	62	159	27	1	7	78



## RICK RODRIGUEZ

44


### BULLPEN COACH

Ricardo Rodriguez

Named A's bullpen coach, November 12, 2010

**Birthdate:** September 21, 1960

**Birthplace/Resides:** Oakland, California / Folsom, California



Rick Rodriguez returns for his second season on the A's coaching staff as bullpen coach and his 28th year in the Athletics organization. His tenure includes seven seasons as a player and 19 as a minor league coach.

Prior to joining the A's coaching staff, Rodriguez spent 10 of the previous 11 seasons (2000-02, 04-10) as the pitching coach at Triple-A Sacramento. The one exception was in 2003 when he managed the A's Single-A affiliate at Modesto to a 74-66 record and postseason appearance. Rodriguez' first coaching assignment came in 1992 with the A's affiliate at Scottsdale in the Arizona Rookie League. He spent the next two seasons with Southern Oregon of the Northwest League and also coached five seasons at Modesto from 1995-99.

Rodriguez was originally selected by Oakland in the second round of the 1981 June draft and spent seven seasons with the A's organization, including two in the majors with Oakland. He went 1-2 with a 6.61 ERA in three starts in 1986 and 1-0 with a 2.96 ERA in 15 relief appearances in 1987. Rodriguez also pitched for Cleveland (1988) and San Francisco (1990) in his big league career, compiling a 3-4 record and 5.73 ERA in 31 games, including eight starts. His playing career concluded in 1991 when he made three appearances for Triple-A Phoenix in the Giants' farm system.

An East Bay native, Rodriguez was born in Oakland and graduated from Castro Valley High School in 1978. He attended Chabot Junior College in Hayward and the University of California, Riverside. Rodriguez was named to the Castro Valley Sports Hall of Fame in 2011.

Rodriguez currently resides in Folsom, Calif.

### MAJOR LEAGUE RECORD

	W	L	ERA	G	IP	H	R	ER	BB	SO
TOTALS	3	4	5.73	31	77.0	97	51	49	41	22

## TYE WALLER

46

### FIRST BASE COACH

Elliott Tyrone Waller


Named A's first base coach, December 21, 2006

Named A's bench coach, December 22, 2008

Named A's first base coach, October 20, 2010

**Birthdate:** March 14, 1957

**Birthplace/Resides:** Fresno, California / San Diego, California



Tye Waller returns to the first base coaching box for the second consecutive season in 2012 after spending the previous two seasons as bench coach. He was the A's first base coach in 2007 and split his duties between first and third base in 2008. The 2011 season was Waller's fifth on the A's coaching staff and his seventh on a major league staff, as he was San Diego's bullpen coach in 1995 and first base coach in 2006.

Waller spent 19 years in the Padres organization, beginning in 1988 as a coach with the Padres rookie-level club in Spokane, Wash. He then served as the club's minor league outfield and base running instructor from 1989-93 before taking over the managerial duties at Spokane for the 1994 season. Following his one-year stint on the major league staff in 1995, Waller served as San Diego's coordinator of minor league instruction from 1997-99 and as director of player development from 2000-05.

Selected by the St. Louis Cardinals in the fourth round of the 1977 First-Year Player Draft, Waller played 11 seasons professionally, including parts of four seasons in the majors. In his first season of professional ball, he batted .320 for Calgary and led the Pioneer League in hits, runs and RBI on his way to league MVP honors. He made his major league debut with the Cardinals in 1980, appearing in five games for the Redbirds. He was traded to the Chicago Cubs in the off-season to complete a deal that sent Leon Durham and Ken Reitz to the Cubs for Bruce Sutter. He appeared in 30 games for the Cubs in 1981, finishing the season batting .268 with three home runs and 13 RBI. Waller was traded to the White Sox in December of 1982 and signed a free agent contract with the Astros in 1983. He appeared in 11 games for the Astros in 1987, his last season of professional ball.

A native of Fresno, Calif., Waller graduated from Hoover High School and attended San Diego City College for two years. Tye makes his off-season home in San Diego with his wife, Cynthia. The couple has four children—Elliott and triplets Todd, Terrence and Tiffany.

### MAJOR LEAGUE RECORD

	AVG.	G	AB	R	H	2B	3B	HR	RBI
TOTALS	.236	63	110	18	26	3	1	3	14

## CURT YOUNG

41


### PITCHING COACH

Curtis Allen Young

Named A's pitching coach, October 21, 2011

**Birthdate:** April 16, 1960

**Birthplace/Resides:** Saginaw, Michigan / Scottsdale, Arizona



Curt Young returns to Oakland for his second stint as A's pitching coach. He was originally appointed to the position Dec. 2, 2003 and spent seven seasons with the A's before joining the Boston Red Sox as their pitching coach in 2011. The 2012 season marks Young's 28th year in the Oakland organization, which includes 12 years as a player, eight years as a minor league coach and eight years as the major league pitching coach.

During his tenure as coach from 2004-10, Oakland pitchers posted an American League-best 4.03 ERA and held opponents to an AL-low .257 average while allowing the fewest home runs (1,062) in the league. His 2010 staff led the American League with a 3.56 ERA and 17 shutouts, while A's starters registered a Major League-best 3.47 ERA, the lowest such mark in the AL since the 1990 Red Sox (3.32). This past season, Boston pitchers ranked third in the American League in strikeouts (1,213) and opponent batting average (.247) and tied for fourth in shutouts (13).

During Young's tenure as Oakland pitching coach, seven A's pitchers—Mark Mulder (2004), Tim Hudson (2004), Justin Duchscherer (2005, 2008), Barry Zito (2006), Dan Haren (2007), Andrew Bailey (2009) and Trevor Cahill (2010)—have been selected to the American League All-Star team, with Mulder and Haren earning starts in the Midsummer Classic. Closers Huston Street (2005) and Bailey (2009) also earned AL Rookie of the Year honors.

Young began his coaching career in 1996 with the A's affiliate in the Arizona Rookie League. He spent three seasons in Scottsdale before he was named pitching coach at Single-A Visalia in 1999. Young spent the next three years as the pitching coach at Double-A Midland. His first Midland staff compiled a 4.60 ERA, which was the lowest figure posted by the club in 15 years. His 2001 staff bettered the previous year's figure by 20 points, finishing with a 4.40 ERA, and in 2002 the RockHounds finished with a 3.88 ERA. Young was promoted to Triple-A Sacramento for the 2003 season and the River Cats posted the fourth best ERA in the Pacific Coast League (3.90) en route to the PCL Championship.

## Coaches, continued

Young compiled a 69-53 record and a 4.31 ERA in 251 games, 162 starts, in an 11-year Major League pitching career that included stints with Oakland (1983-91, 93), Kansas City (1992) and the New York Yankees (1992). He was originally drafted by the A's in the fourth round of the 1981 June draft, making his major league debut in 1983. The left-hander went 13-9 with a 3.45 ERA in 1986, leading the team in victories and earning him an Opening Day start in 1987. He matched his career best in wins in 1987, posting a 13-7 record and a 4.08 ERA in a career-high 31 starts. Young was also a member of the A's starting rotation when they won three consecutive American League pennants from 1988-90. He tossed two one-hitters during his career: Oct. 5, 1986 against Kansas City and June 9, 1987 against Chicago.

Young graduated from Arthur Hill High School in Saginaw, Mich., where he also starred as a quarterback, and attended Central Michigan University. In 1980, he pitched for the United States team in the World Amateur Baseball Tournament in Japan. Curt makes his offseason home in Scottsdale, Ariz. with his wife, Kathy, and their two sons (Daniel and Jamie) and daughter (Shannon).

### MAJOR LEAGUE RECORD

	W	L	ERA	G	IP	H	R	ER	BB	SO
TOTALS	69	53	4.31	251	1107.0	1133	581	530	366	536

### A'S RECENT COACHING ASSIGNMENTS

Year	Bench	Pitching	Hitting	Third Base	First Base	Bullpen
2011	Joel Skinner	Ron Romanick	Gerald Perry	Mike Gallego	Tye Waller	Rick Rodriguez
2010	Tye Waller	Curt Young	Jim Skaalen	Mike Gallego	Todd Steverson	Ron Romanick
2009	Tye Waller	Curt Young	Jim Skaalen	Mike Gallego	Todd Steverson	Ron Romanick
2008	Don Wakamatsu	Curt Young	Ty Van Burkleo	DeFrancesco/Waller	Waller/DeFrancesco	Ron Romanick
2007	Bob Schaefer	Curt Young	Ty Van Burkleo	Rene Lachemann	Tye Waller	Brad Fischer
2006	Bob Geren	Curt Young	Gerald Perry	Ron Washington	Rene Lachemann	Brad Fischer
2005	Rene Lachemann	Curt Young	Dave Hudgens	Ron Washington	Brad Fischer	Bob Geren
2004	Chris Speier	Curt Young	Dave Hudgens	Ron Washington	Brad Fischer	Bob Geren
2003	Terry Francona	Rick Peterson	Bosley/Hudgens	Ron Washington	Brad Fischer	Bob Geren
2002	Ken Macha	Rick Peterson	Thad Bosley	Ron Washington	Mike Quade	Brad Fischer
2001	Ken Macha	Rick Peterson	Thad Bosley	Ron Washington	Mike Quade	Brad Fischer
2000	Ken Macha	Rick Peterson	Thad Bosley	Ron Washington	Mike Quade	Brad Fischer
1999	Ken Macha	Rick Peterson	Dave Hudgens	Ron Washington	Thad Bosley	Brad Fischer
1998	Duffy Dyer	Bob Cluck	Denny Walling	Ron Washington	Gary Jones	Brad Fischer
1997	Duffy Dyer	Bob Cluck	Denny Walling	Ron Washington	Brad Fischer	Bob Alejo
1996	—	Bob Cluck	Denny Walling	Duffy Dyer	Ron Washington	Brad Fischer
1995	*Carney Lansford	Dave Duncan	Jim Lefebvre	Tommie Reynolds	Dave McKay	Art Kusnyer
1994	*Carney Lansford	Dave Duncan	Jim Lefebvre	Tommie Reynolds	Dave McKay	Art Kusnyer
1993	—	Dave Duncan	Greg Luzinski	Tommie Reynolds	Dave McKay	Art Kusnyer
1992	Tommie Reynolds	Dave Duncan	Doug Rader	Rene Lachemann	Dave McKay	Art Kusnyer
1991	Tommie Reynolds	Dave Duncan	Rick Burleson	Rene Lachemann	Dave McKay	Art Kusnyer
1990	Tommie Reynolds	Dave Duncan	Merv Rettenmund	Rene Lachemann	Dave McKay	Art Kusnyer
1989	Tommie Reynolds	Dave Duncan	Merv Rettenmund	Rene Lachemann	Dave McKay	Art Kusnyer

\*Lansford was infield coach

**FIRST BASEMAN****Height/Weight:** 6-2 / 235**Bats/Throws:** Left / Right**Birthdate:** February 12, 1986**Opening Day Age:** 26**Birthplace/Resides:** Conroe, Texas / Montgomery, Texas**Major League Service:** 141 days**Obtained:** Acquired from the Arizona Diamondbacks with pitcher Jordan Norberto for pitcher Brad Ziegler, July 31, 2011**Contract Status:** First year of a one-year contract through 2012.**CAREER HIGHLIGHTS**

Was acquired by the A's from Arizona at the trading deadline in 2011 and hit .205 with three home runs and 11 RBI in 41 games after batting .213 with eight home runs and 27 RBI in 65 games over three seasons with the Diamondbacks...is a .268 (793 for 2961) career hitter with 142 home runs and 534 RBI in 807 minor league games over eight seasons in the minors...was rated the Diamondbacks fourth best prospect by *Baseball America* entering the 2010 season...was originally drafted by the White Sox in the fifth round of the 2004 draft and was dealt to Arizona July 7, 2009 for Tony Pena...was the White Sox sixth best prospect prior to 2009...was a Carolina League Midseason All-Star in 2008...set a Kannapolis club record with 93 RBI in 2007.

**2011 HIGHLIGHTS**

Was acquired by the A's from Arizona at the trading deadline and was promoted to Oakland Aug. 13... started 40 of the A's final 44 games at first base, hitting .205 with three home runs and 11 RBI in 41 games...also batted .172 with three home runs and seven RBI in 11 games with the Diamondbacks for a .200 batting average overall...14 of his 30 hits with the A's were for extra bases (nine doubles, two triples, three home runs) as were 17 of his 35 hits for the season (nine doubles, two triples, six home runs) and 32 of his 68 career hits (19 doubles, two triples, 11 home runs)...batted .346 with five doubles, two triples, three home runs (.692 slugging percentage) and seven RBI over his first 14 games with the A's through the first game of the Aug. 27 doubleheader at Boston...then hit .128 with four doubles and four RBI over his final 27 games...hit .221 (27 for 122) with five of his six home runs against right-handed pitching, compared to .151 (8 for 53) against left-handers...his career splits are .236 (57 for 243) with 10 of his 11 home runs off right-handers, .134 (11 for 82) against lefties...batted .267 with no home runs in the Coliseum, compared to .150 in all other ballparks...hit .195 with runners in scoring position...had a .310 batting average and .548 slugging percentage when leading off an inning...batted .244 over the first six innings of a game, .107 from the seventh inning on...struck out 55 times in his 41 games with the A's, the most in Athletics history by a non-pitcher with fewer than 50 games played... appeared in 51 games at first base (10 with Arizona, 41 with Oakland), committing four errors for a .991 fielding percentage...played for Oriente in the Dominican Winter League following the season and went 7 for 49 (.143) with two home runs and six RBI in 14 games.

**MAJORS:** Spent the first half of the season in the minors...was recalled by Arizona after the All-Star Break, July 15...struck out as a pinch hitter that day against Los Angeles (NL), his only pinch-hitting appearance of the season...then homered in each of his next two games, July 16 against the Dodgers and July 19 against Milwaukee...stole the first base of his career July 28 at San Diego...also hit his third home run that day...was batting .172 with three home runs and seven RBI in 11 games when he was traded to Oakland with pitcher Jordan Norberto for pitcher Brad Ziegler July 31...was optioned to Triple-A Sacramento following the trade but was recalled by the A's Aug. 13 after 10 games with the River Cats...went 0-for-2 with two strikeouts in his Oakland debut Aug. 13 against Texas...then had back-to-back three hit games Aug. 14 against Texas and Aug. 15 against Baltimore, the second and third three-hit games of his career (also Aug. 28, 2009 against Houston)...that began a career-high five-game hitting streak from Aug. 14-18 (9-for-17, .529)...tripled in back-to-back games Aug. 16 and 17 against Baltimore, the first two three-base hits of his career...had his first career two-homer game Aug. 23 at New York, his first home runs as an Athletic...struck out at least once in 27 of 29 games from Aug. 23 to Sept. 24 (50 strikeouts total), including a streak of 14 consecutive games with a strikeout from Aug. 31 to Sept. 15 (27 strikeouts), which is the longest streak by an Athletics' first baseman since at least

1919...the previous high was 13 by Mark McGwire (May 24-June 7, 1988) and Dick Williams (Sept. 12, 1959-July 7, 1960)...snapped a career-long 0-for-22 streak with a fourth inning double Sept. 13 against Los Angeles...hit .130 in September, which was the lowest September batting average in Oakland history (min. .75 PA)...it was the fourth lowest average in any month.

**MINORS:** Began the 2011 season at Triple-A Reno, hitting .306 with 18 home runs and 66 RBI in 83 games with the Aces...was promoted to Arizona July 15...hit .250 with three home runs and six RBI in 10 games with Sacramento for a .299 batting average, 21 home runs and 72 RBI in 93 games overall at Triple-A last season...the batting average was his best as a minor leaguer and marked his fourth consecutive season with 20 or more home runs...added 23 doubles and five triples for a .578 slugging percentage...ranked sixth in the Pacific Coast League in on-base percentage (.413) and tied for seventh in walks (66)...batted .301 (72 for 239) against right-handed pitching, compared to .295 (31 for 105) against left-handers...hit .372 at home with Reno...had a .312 batting average with 10 of his 21 home runs in 43 games batting third...hit .338 when leading off an inning...had a .464 batting average with three home runs in the ninth inning...committed four errors in 77 games at first base for a .994 fielding percentage...also appeared in 18 games in the outfield, all as a left fielder...reached base safely in 37 consecutive home games from April 15 to July 3...hit .372 with a .483 on-base percentage during the streak, which was the longest in the Pacific Coast League...hit safely in 21 consecutive home games from April 19 to June 5 (33 for 82, .402), which was the third-longest home hitting streak in the PCL...went 4-for-4 with three RBI April 19 against Sacramento, his lone four-hit game of the season...hit two home runs May 12 against Omaha, his first of two multi-home run games with Reno...also went deep twice July 4 at Tucson...had a season-best 13-game hitting streak from June 20 to July 4...hit .389 (21 for 54) with seven home runs, 19 RBI and 17 runs scored during the streak...was promoted to Arizona July 15 but returned to the PCL with Sacramento Aug. 1 following his trade to the A's...homed in each of his final two games with the River Cats, Aug. 10 at Iowa and Aug. 12 against Round Rock.

## CAREER

**2010**—Spent nearly the entire season with Triple-A Reno before joining the D-backs for his second stint in the big leagues after rosters were expanded Sept. 1...entered the season ranked as the D-backs' fourth-best prospect by *Baseball America*...in 107 games with the Aces, hit .261 with 25 home runs and 86 RBI...led the Aces in home runs, RBI, walks (83), on-base percentage (.405) and slugging percentage (.528), while finishing tied for second with 14 stolen bases and third with 196 total bases...among Pacific Coast League hitters, finished third in walks and fourth in on-base percentage...tied for second in the D-backs' farm system in home runs and finished fourth in RBI...hit .294 with runners on base...named the organization's Player of the Month in June, batting .329 with six homers, 23 RBI and a .659 slugging percentage in 26 games after missing nearly the entire month of May while on the disabled list with a left shoulder strain from April 30 to May 28...connected for a grand slam June 27 at Salt Lake and finished the game 3-for-4 with two doubles and a season-high five RBI...hit two home runs and added four RBI July 26 vs. Fresno...hit safely in a season-high 11 straight games from July 30 to Aug. 9, batting .325 with three home runs and 10 RBI...recalled from Reno Sept. 1 and hit the game-winning grand slam in the seventh inning against San Diego that night...became only the third rookie to hit a grand slam in D-backs history, joining Karim Garcia (1998) and Chris Snyder (2005)...the four RBI matched his career-high...hit .267 with five runs scored, three doubles, a home run and six RBI in 22 games with the D-backs.

**2009**—Acquired in a mid-season trade with the White Sox and earned his first trip to the Majors in late August, appearing in 32 games for the D-backs...over three minor league stops with Double-A Birmingham, Triple-A Charlotte and Triple-A Reno, hit .298 with 20 home runs and 75 RBI in 115 games...hit .284 against right-handed pitchers, .331 vs. left-handed pitchers...opened the season in the Chicago White Sox system ranked as the sixth-best prospect and the Best Power Hitter (second straight year) in the organization by *Baseball America*...for Birmingham, reached base safely in 18 of 19 games from April 22 to May 12 (.297)...promoted to Charlotte June 18 and hit .262 with one home run and eight RBI in 15 games for the Knights...acquired by the D-backs July 7 from the White Sox in exchange for right-handed pitcher Tony Pena...reached base in his first 25 games with Reno, batting .344 with 12 walks during the streak from July 9 to Aug. 6...in his first 11 games for the Aces, hit seven home runs and drove in 15 runs...had a 15-game hitting streak from July 16-31, during which he batted .367...recalled from Reno Aug. 22 and made his Major League debut as the starting first baseman that day at Houston, collecting his first hit with a fourth-inning single off of Brian Moehler...had a career-high four



RBI and hit his first career home run, a three-run blast off Joe Martinez Aug. 27 at San Francisco... following the season, played for the Scottsdale Scorpions in the Arizona Fall League, hitting .177 with one home run and 12 RBI in 30 games.

**2008**—Entered the season ranked as the Best Power Hitter in the White Sox organization by *Baseball America*... hit a combined .278 with 32 doubles, six triples, 29 home runs and 75 RBI in 130 games for Single-A Winston-Salem and Double-A Birmingham... led all White Sox minor leaguers with 67 extra-base hits, 87 runs scored and 262 total bases, ranked second with 29 home runs and a .555 slugging percentage and was fourth with 75 RBI... selected to the Carolina League Midseason All-Star Team... posted a 15-game hitting streak from April 29 to May 14 (24-for-60, .400), which tied for the eighth-longest in the Carolina League... hit for the cycle May 14 vs. Lynchburg... in his first Double-A game July 17, hit two home runs off Montgomery's David Price... hit two home runs and had seven RBI Aug. 29 at Mobile.

**2007**—Hit .283 with 18 home runs and 93 RBI for Single-A Kannapolis... his 93 RBI set a Kannapolis club record and tied teammate Chris Carter for the second-most RBI in the White Sox farm system... among South Atlantic League leaders, ranked second with 62 extra-base hits, tied for third with 93 RBI and fourth with 39 doubles.

**2006**—Among White Sox minor leaguers, ranked sixth with 68 RBI and seventh with 15 home runs.

**2005**—Led Rookie-Advanced Great Falls with 11 home runs and ranked second with 42 RBI and 32 walks.

**2004**—Made his professional debut with Rookie-Advanced Bristol... among the White Sox 2004 draft picks, was ranked along with Wes Whisler as having the Best Raw Power, according to *Baseball America*.

## PERSONAL/MISCELLANEOUS

Brandon Durell Allen... attended Montgomery (Texas) High School, where he was named First-Team All-District as a senior and was a four-time selection to the Houston-area All-Star Team... also played football... entered the 2004 draft ranked by *Baseball America* as the fifth-best high school prospect in Texas and 85th best prospect overall.

## LIFETIME PLAYING RECORD

Year	Club	AVG	G	AB	R	H	2B	3B	HR	RBI	SH	FP	HP	BB	SO	SB	CS	SLG	OBP	E
2004	Bristol	.205	58	185	17	38	9	1	3	23	0	2	4	16	60	2	3	.314	.280	10
2005	Great Falls	.264	66	231	41	61	11	2	11	42	0	3	7	32	69	7	5	.472	.366	14
2006	Kannapolis	.213	109	395	36	84	17	2	15	68	3	4	3	22	126	6	4	.380	.257	16
2007	Kannapolis	.283	129	516	84	146	39	5	18	93	0	2	4	39	124	7	4	.483	.337	3
2008	Winston-Salem	.279	89	319	57	89	26	4	15	44	0	0	6	41	83	14	3	.527	.372	13
	Birmingham	.275	41	153	30	42	6	2	14	31	0	0	1	19	41	3	1	.614	.358	2
2009	Birmingham	.290	62	241	39	70	12	3	7	35	0	1	2	30	47	1	2	.452	.372	4
	Charlotte	.262	15	61	6	16	4	0	1	8	0	0	0	13	0	0	0	.377	.262	0
	Reno	.324	38	145	33	47	8	1	12	32	0	0	2	20	25	6	0	.641	.413	3
	ARIZONA	.202	32	104	13	21	7	0	4	14	0	0	0	12	40	0	0	.385	.284	2
2010	Reno	.261	107	371	72	97	18	3	25	86	0	5	10	83	95	14	4	.528	.405	8
	ARIZONA	.267	22	45	5	12	3	0	1	6	0	1	0	10	20	0	0	.400	.393	0
2011	Reno	.306	83	304	75	93	21	4	18	66	0	5	4	64	90	7	4	.579	.427	4
	ARIZONA	.172	11	29	5	5	0	0	3	7	0	0	1	7	13	1	0	.483	.351	0
	Sacramento	.250	10	40	4	10	2	1	3	6	0	0	0	2	11	0	0	.575	.286	0
	OAKLAND	.205	41	146	18	30	9	2	3	11	0	1	0	11	55	2	0	.356	.259	4
	<b>AL Totals</b>	<b>.205</b>	<b>41</b>	<b>146</b>	<b>18</b>	<b>30</b>	<b>9</b>	<b>2</b>	<b>3</b>	<b>11</b>	<b>0</b>	<b>1</b>	<b>0</b>	<b>11</b>	<b>55</b>	<b>2</b>	<b>0</b>	<b>.356</b>	<b>.259</b>	<b>4</b>
	<b>NL Totals</b>	<b>.213</b>	<b>65</b>	<b>178</b>	<b>23</b>	<b>38</b>	<b>10</b>	<b>0</b>	<b>8</b>	<b>27</b>	<b>0</b>	<b>1</b>	<b>1</b>	<b>29</b>	<b>73</b>	<b>1</b>	<b>0</b>	<b>.404</b>	<b>.325</b>	<b>2</b>
	<b>ML Totals</b>	<b>.210</b>	<b>106</b>	<b>324</b>	<b>41</b>	<b>68</b>	<b>19</b>	<b>2</b>	<b>11</b>	<b>38</b>	<b>0</b>	<b>2</b>	<b>1</b>	<b>40</b>	<b>128</b>	<b>3</b>	<b>0</b>	<b>.383</b>	<b>.297</b>	<b>6</b>

## CAREER TRANSACTIONS

**2004** — Selected by the Chicago White Sox organization in the fifth round of the First-Year Player Draft. **2009** — Traded to the Arizona Diamondbacks for pitcher Tony Pena, July 7. **2011** — Traded to the Oakland Athletics with pitcher Jordan Norberto for pitcher Brad Ziegler, July 31.

## VS. THE AMERICAN LEAGUE

2011		CAREER								
AVG.	AB	H	HR	RBI	vs. TEAM	AVG.	AB	H	HR	RBI
.556	9	5	0	1	Baltimore	.556	9	5	0	1
.231	13	3	1	2	Boston	.231	13	3	1	2
—	0	0	0	0	Chicago	—	0	0	0	0
.105	19	2	0	1	Cleveland	.105	19	2	0	1
.154	13	2	0	0	Detroit	.154	13	2	0	0
.000	6	0	0	0	Kansas City	.000	6	0	0	0
.143	21	3	0	0	Los Angeles	.143	21	3	0	0
—	0	0	0	0	Minnesota	—	0	0	0	0
.308	13	4	2	3	New York	.308	13	4	2	3
—	0	0	0	0	Oakland	—	0	0	0	0
.250	16	4	0	2	Seattle	.250	16	4	0	2
—	0	0	0	0	Tampa Bay	—	0	0	0	0
.182	22	4	0	2	Texas	.182	22	4	0	2
.214	14	3	0	0	Toronto	.214	14	3	0	0

## VS. THE NATIONAL LEAGUE

2011		CAREER								
AVG.	AB	H	HR	RBI	vs. TEAM	AVG.	AB	H	HR	RBI
—	0	0	0	0	Arizona	—	0	0	0	0
—	0	0	0	0	Atlanta	—	0	0	0	0
—	0	0	0	0	Chicago	.000	3	0	0	0
—	0	0	0	0	Cincinnati	.250	4	1	0	1
.125	8	1	0	0	Colorado	.161	31	5	2	3
—	0	0	0	0	Florida	—	0	0	0	0
—	0	0	0	0	Houston	.304	23	7	0	1
.286	7	2	1	3	Los Angeles	.200	40	8	2	6
.125	8	1	1	1	Milwaukee	.158	19	3	1	2
—	0	0	0	0	New York	—	0	0	0	0
—	0	0	0	0	Philadelphia	—	0	0	0	0
—	0	0	0	0	Pittsburgh	.250	4	1	0	0
—	0	0	0	0	St. Louis	—	0	0	0	0
.167	6	1	1	3	San Diego	.280	25	7	2	8
—	0	0	0	0	San Francisco	.207	29	6	1	6
—	0	0	0	0	Washington	—	0	0	0	0

## MONTHLY BREAKDOWN

2011		CAREER								
AVG.	AB	H	HR	RBI	by MONTH	AVG.	AB	H	HR	RBI
.172	29	5	3	7	July	.172	29	5	3	7
.290	69	20	3	8	August	.277	101	28	4	13
.130	77	10	0	3	September	.181	182	33	4	17
—	0	0	0	0	October	.167	12	2	0	1

## BATTING BREAKDOWN

2011		CAREER								
AVG.	AB	H	HR	RBI	by CATEGORY	AVG.	AB	H	HR	RBI
.242	95	23	2	9	Home	.241	166	40	4	18
.150	80	12	4	9	Road	.177	158	28	7	20
.220	59	13	2	8	Day	.218	101	22	3	13
.190	116	22	4	10	Night	.206	223	46	8	25
—	0	0	0	0	Pre-ASG	—	0	0	0	0
.200	175	35	6	18	Post-ASG	.210	324	68	11	38
.151	53	8	1	4	vs. LHP	.134	82	11	1	4
.221	122	27	5	14	vs. RHP	.236	242	57	10	34
.195	41	8	1	11	RISP	.214	84	18	4	27
.000	4	0	0	0	Loaded	.167	6	1	1	5
.000	1	0	0	0	Pinch Hitter	.200	5	1	0	0
—	0	0	0	0	Designated Hitter	—	0	0	0	0

## BALLPARK BREAKDOWN

	AVG.	AB	H	HR	RBI
Angel Stadium	.000	10	0	0	0
AT&T Park	.200	15	3	1	4
Ballpark in Arlington	.000	11	0	0	0
Chase Field	.220	91	20	4	13
Coors Field	.182	11	2	1	1
Dodger Stadium	.160	25	4	1	3
Fenway Park	.231	13	3	1	2
Great American Ball Park	.250	4	1	0	1
Minute Maid Park	.250	8	2	0	1
O.co Coliseum	.267	75	20	0	5
PETCO Park	.294	17	5	1	4
PNC Park	.250	4	1	0	0
Progressive Field	.105	19	2	0	1
Safeco Field	.200	5	1	0	0
Wrigley Field	.000	3	0	0	0
Yankee Stadium	.308	13	4	2	3

## FIELDING STATISTICS

### First Base

YEAR	PCT.	G	PO	A	E	TC	DP
2009	.993	32	260	11	2	273	23
2010	1.000	4	14	0	0	14	2
2011	.991	51	411	24	4	439	33
<b>Totals</b>	<b>.992</b>	<b>87</b>	<b>685</b>	<b>35</b>	<b>6</b>	<b>726</b>	<b>58</b>

### Outfield

YEAR	PCT.	G	PO	A	E	TC	DP
2010	1.000	14	27	0	0	27	0
<b>Totals</b>	<b>1.000</b>	<b>14</b>	<b>27</b>	<b>0</b>	<b>0</b>	<b>27</b>	<b>0</b>

## ALLEN'S CAREER BESTS

**Hits:** 3 (three times), last: August 15, 2011 vs. Baltimore

**Home Runs:** 2, August 23, 2011 at New York

**Runs Batted In:** 4 (twice), last: September 1, 2010 vs. San Diego

**Stolen Bases:** 1 (three times), last: September 15, 2011 vs. Detroit

**Hitting Streak:** 5, August 14-18, 2011

**Hitless Streak (At Bats):** 22, September 4-13, 2011

**Grand Slams:** 1, September 1, 2010 vs. San Diego (Luke Gregerson)

**Pinch-Hit Home Runs:** None

**Inside-The-Park Home Runs:** None.

**Game Ending Home Runs:** None.

**Lead Off Home Runs:** None.

**LEFT-HANDED PITCHER****Height/Weight:** 6-4 / 233**Bats/Throws:** Left / Left**Birthdate:** February 1, 1988**Opening Day Age:** 24**Birthplace/Resides:** Midland, Texas / Stillwater, Oklahoma**Major League Service:** 3 years**Obtained:** Acquired from the Arizona Diamondbacks with pitchers Dana Eveland and Greg Smith, infielder Chris Carter and outfielders Aaron Cunningham and Carlos Gonzalez for pitchers Dan Haren and Connor Robertson, December 14, 2007**Contract Status:** Third year of a four-year contract through 2013 with club options for 2014 and 2015.**CAREER HIGHLIGHTS**

Was one of six players acquired from the Arizona Diamondbacks in the Dan Haren trade following the 2007 season and made his Major League debut with the A's in 2009 at the age of 21...has been limited to 32 starts over the last two seasons due to three stints on the disabled list...underwent "Tommy John" surgery July 14, 2011...is 10-12 with a 3.31 ERA over the last two years after going 11-11 with a 4.06 ERA in 30 starts in his 2009 rookie season...set an Oakland rookie record and led ML rookies with 150 strikeouts in 2009...was named American League Rookie of the Month in September, 2009...pitched in the 2008 All-Star Futures Game and for Team USA in the Summer Olympics in Beijing, China...was tabbed as the A's number one prospect by *Baseball America* following the 2008 season...was originally drafted by Arizona in the 2nd round of the 2006 draft but did not sign until September...made his professional debut in 2007, ranking third in the Diamondbacks farm system in wins and ERA.

**2011 HIGHLIGHTS**

Was limited to just 13 starts and was 3-6 with a 4.00 ERA when he underwent "Tommy John" surgery on his left elbow July 14...was originally placed on the disabled list June 7...received a Platelet Rich Plasma injection into his elbow June 13 before the decision was made to have surgery...went 2-1 with a 1.56 ERA over his first five starts and did not allow a home run in 34.2 innings...then went 1-5 with a 5.73 ERA over his final eight starts, yielding eight home runs in 48.2 innings...had four walks and 27 strikeouts over his first five starts compared to 21 walks and 34 strikeouts over his final eight...allowed a .270 opponents batting average and .335 on-base percentage, both the highest of his three seasons...his opponents average included a .252 (53 for 210) mark against right-handed hitters and .303 (33 for 109) against left-handers...issued just three of his 25 walks to lefties...his opponents average dropped to .221 with runners in scoring position...now has a .223 (40 for 179) average with RISP over the last two seasons after allowing a .314 mark in 2009...held opponents to a .216 batting average the first time through the lineup, .245 the second time and .342 after that...surrendered seven of his eight home runs with runners on base...tied for seventh in the American League with a career-high five pickoffs and now has 13 in his career...opponents were successful in just 5 of 12 (41.7%) stolen base attempts and are 13 for 22 (59.1%) over the last two years after going 14 for 18 (77.8%) during his rookie campaign...matched his career high by hitting seven batters...had a 2.31 ERA over the first three innings of a game and 5.48 ERA from the fourth inning on...was 2-4 with a 3.42 ERA in eight starts during the day, compared to 1-2 with a 4.99 ERA in five starts at night...his career numbers are 10-8 with a 3.17 ERA (56 er in 159.0 ip) in 26 starts during the day, 11-15 with a 4.03 ERA (95 er in 212.0 ip) in 36 starts at night...received run support of two runs or fewer in seven of his 13 starts and was 0-4 in those games...is now 2-19 in 32 career starts with support of less than three runs, 19-4 with run support of three or more...the A's were 5-8 (.385) in his starting assignments and are 27-35 (.435) in his career...tossed six or more innings seven times, allowed two runs or fewer seven times and walked two batters or fewer eight times.

**OAKLAND:** Tossed his second career complete game in his second start of the season but took the loss in a 2-1 decision at Minnesota April 8...earned his first win April 19 against Boston when he combined with Breslow and Fuentes on a five-hit shutout in a 5-0 A's win...tossed 8.0 innings, allowed four of the hits and struck out a season-high eight...also won his next start April 24 at Seattle, allowing one earned run in 7.0 innings...is now 6-3 with a 1.90 ERA (16 er in 75.2 ip) in 12 career starts against the Mariners...was 2-1 with a 1.56 ERA following the start against Seattle, but then went 0-3 with a 5.04 ERA over his next five starts...began the losing streak by allowing seven runs on nine hits in 5.0

innings in an 11-2 loss to Texas April 30...matched his career highs by allowing three home runs and issuing four walks...it was his first of three four-walk games in 2011 (May 10 at Texas, May 16 vs. Los Angeles)...matched his career high by tossing 9.0 innings May 5 against Cleveland, but had a no decision in the A's 4-3, 12-inning loss...snapped his three-game losing streak by tossing 8.0 shutout innings in a 4-3 win at Los Angeles May 26...then allowed a career-high 10 runs on a career-high 11 hits in his next start, a 10-3 loss to New York May 31...allowed two home runs, both to left-handed hitters (Granderson and Cano)...those were his first home runs allowed to a lefty since Aug. 25, 2009 at Seattle (Bryanan)...allowed five runs on nine hits in 5.0 innings in his final start, a 6-3 loss at Boston June 5...was placed on the disabled list June 7 with left elbow soreness...received a Platelet Rich Plasma injection after he was examined by Dr. James Andrews at the Andrews Institute in Pensacola, Fla. June 13...was examined again a month later and it was determined that his injury required surgery...Dr. Andrews performed successful reconstructive surgery to the ulnar collateral ligament in his left elbow, July 14...was transferred to the 60-day DL July 31.

## CAREER

**2010**—Lowered his ERA by more than a run from his rookie campaign of 2009 but two stints on the disabled list with elbow problems limited him to just 19 starts...was 7-6 with a 2.80 ERA after going 11-11 with a 4.06 ERA in his first season...tossed 112.1 innings and did not qualify for the league leaders...however, based on a minimum of 100 innings pitched, he ranked fifth in the American League in ERA...also ranked fourth in fewest home runs per nine innings (0.48), fifth in fewest walks per nine innings (1.76) and lowest run support (3.53), eighth in strikeout to walk ratio (3.41) and ninth in opponents slugging percentage (.353)...opponents batted .257, which included .243 by right-handed hitters and .299 by left-handers...allowed all six of his home runs to righties...five came at home, five were hit in night games and five were with the bases empty...his opponents batting average dropped to .225 with runners in scoring position...however, the opposition hit .315 when leading off an inning...received run support of one run or fewer in eight of his 19 starts and was 0-5 in those games...had a 7-1 record in his 11 starts with support of two runs or more...tied for eighth in the AL with four pickoffs...the A's were 8-11 (.421) in his starting assignments...tossed six or more innings 14 times, allowed two runs or fewer 13 times and walked two batters or fewer in 18 of his starts...did not allow a run in his first two starts of the season April 8 against Seattle and April 13 at Seattle to become the first starting pitcher in Oakland history (among pitchers who began the season with the A's) to start the season with two consecutive scoreless outings...the last Athletics pitcher to do it was Alex Kellner of the 1953 Philadelphia A's, who started the season with back-to-back complete game shutouts...was charged with the first wild pitch of his career in the game on the 13th, snapping a career-opening streak of 31 starts and 186.1 innings without a wild pitch...the streak of 31 consecutive starts without a wild pitch tied for sixth longest by a starter in Oakland history...agreed to terms April 16 on a four-year contract through the 2013 season with club options for 2014 and 2015...had his season-opening scoreless streak snapped at 14.0 innings in his third start, an 8-3 loss to Baltimore...that was the third longest season-opening streak by a starter in Oakland history and the longest since Matt Keough set the record with a 16.0 inning streak in 1980...was 1-1 with a 2.35 ERA in four starts before going on the 15-day disabled list April 27 retroactive to April 25 with left elbow inflammation and a proximal medial forearm strain...it was his first career stint on the DL...made one rehab start with Triple-A Sacramento May 24 against Nashville and was reinstated from the DL May 29...had a win and a 2.35 ERA in two starts before returning to the DL with left elbow inflammation June 4...made four more rehab starts, going 0-0 with a 3.00 ERA in two starts with the A's affiliate in the Arizona Rookie League and 1-0 with a 3.48 ERA in two starts with Sacramento, before he was reinstated July 30...went 5-5 with a 2.98 ERA in 13 starts following his return...had a career-high tying four-game losing streak from Aug. 10 to Sept. 1...went 0-4 despite a 3.21 ERA over that five-start span, receiving no run support three times, including Aug. 27 at Texas when he left after 2.0 innings with a mild hyper extension of his right knee...the 2.0 innings pitched matched his career low (June 3, 2010 at Boston)...finished the season with a career-high tying four-game winning streak, posting a 2.18 ERA and holding the opposition to a .233 batting average over his final six starts...walked a season-high three batters Sept. 11 against Boston, snapping a 22-start streak dating back to Aug. 19, 2009 where he walked two batters or fewer...that was the second longest streak by a starting pitcher in Oakland history...went 3-1 with a 2.23 ERA and .237 opponents batting average in six starts in September.

**2009**—Was one of two 21-year-olds to spend the season in the A's starting rotation...set an Oakland rookie record with 150 strikeouts...led the A's pitching staff in strikeouts and wins (11) and finished second in starts (30)...compiled an 11-11 record and 4.06 ERA...led all Major League rookies in strike-

outs... tied for third among American League rookies in games started, ranked fourth in innings pitched (175.1) and tied for fourth in wins... fell one short of the Oakland rookie record for wins... is one of four 21-year olds in Oakland history to win 10 or more games and his 30 starts tied for fifth most in Athletics history by a pitcher under the age of 22... was 3-7 with a 5.74 ERA, .304 opponents batting average and 13 home runs allowed over his first 13 starts... then went 8-4 with a 2.96 ERA, .237 opponents batting average and seven home runs over his final 17 starts, beginning June 29... his ERA from June 29 through the end of the season was fourth best in the AL... was charged with 15 unearned runs, which tied for the most in the AL... also ranked tied for fifth in grounded into double plays (24), tied for seventh in shutouts (1) and pickoffs (4), eighth in walks per nine innings (2.31) and strikeout to walk ratio (3.33), and 10<sup>th</sup> in strikeouts per nine innings (7.70)... received run support of one run or less in 12 of his 30 starts and his season run support of 4.62 was eighth lowest in the AL... was 11-2 in 18 starts with run support of two more... did not have a wild pitch and his 175.1 innings were the most in the majors among pitchers with no wild pitches... they were third most in Oakland history... allowed a .265 opponents batting average, which included a .247 mark against right-handed hitters and .313 against left-handers... yielded a .314 average with runners in scoring position, which was fifth highest in the AL... however, that mark dropped to .239 from June 29 through the end of the season... compiled a 7-4 record and 3.14 ERA in 17 starts on five or more days rest and was 4-7 with a 5.19 ERA in 13 starts on four days rest... did not commit an error in 29 total chances, all assists... since 1954, the only other pitchers to make at least 30 starts in a season without recording a putout are Randy Johnson (SEA, 1991) and Bob Veale (PIT, 1970)... tied for the lead among AL pitchers in double plays (5) and tied for fourth in assists... walked two batters or fewer in 25 of his 30 starts... was ranked number 7 on *Baseball America's* Top 100 Prospects lists entering the season... made the A's Opening Day roster at the age of 21 years and 64 days, making him the seventh youngest player on an Opening Day roster in Oakland history... was the losing pitcher in his Major League debut, a 5-4 A's loss to Seattle April 10... at the age of 21 years, 68 days, he became the seventh youngest pitcher in Oakland history to start in his debut... allowed five runs in 6.0 innings, with all five runs coming in the second inning... left his starts April 28 at Texas and May 4 against Los Angeles with a blister on his finger... went 0-4 over his first six starts, all A's losses... the only longer career-opening streak of consecutive starts in team losses in Oakland history was by Mike Morgan, who went 0-9 over his first nine career starts from June 11, 1978 to July 24, 1979... was 0-4 with a 6.03 ERA over the first six starts of his career before recording his first Major League win May 20 at Tampa Bay... yielded four runs on four hits and no walks in 6.0 innings in a 7-6 A's win... at the age of 21 years, 108 days, he became the sixth youngest pitcher in Oakland history to record his first ML win... tossed a complete game two-hit shutout in the A's 6-0 win at Boston July 6 (2 bb, 9 so)... at the age of 21 years, 155 days he became the fifth youngest pitcher in Oakland history to toss a shutout and the youngest since Mike Norris July 4, 1976 against Kansas City... did not allow a run over his next two starts, including July 19 against Los Angeles when he retired each of the first 20 batters he faced before Bobby Abreu singled with two outs in the seventh inning to break up the perfect game... became the second rookie in Oakland history to take a perfect game into the seventh inning (Mike Norris, June 28, 1976)... had a career-high 23.0-inning scoreless streak from July 6 to 24, which was the fourth longest scoreless streak by a rookie in Oakland history... finished July with a 2-1 record, 1.87 ERA and .168 opponents batting average in five starts... was named American League Rookie of the Month for September after going 4-0 with a 2.28 ERA in four starts... struck out a career-high 10 batters and tossed 6.0 shutout innings in a 2-1 win over Cleveland Sept. 18... lost his final start of the season Oct. 1 at Seattle, snapping his winning streak at a career-high four games.

**2008**—Combined for an 11-5 record and a 3.69 ERA in 20 games, 19 starts, with Single-A Stockton and Double-A Midland in his first season in the A's organization... also pitched for the United States team in the All-Star Futures Game at Yankee Stadium July 13 (1.0 ip, 1 h, 1 bb) and for Team USA in the Summer Olympics in Beijing, China... was 1-0 with a 4.97 ERA (12.2 ip, 13 h, 8 r, 7 er, 3 bb, 10 so, 2 hr) in two starts during the Olympics... was rated as the A's number one prospect and the fourth best prospect in the California League by *Baseball America* following the season... was also tabbed as having the Best Slider and Best Control in the magazine's Best Tools survey for A's prospects... with Stockton and Midland, he allowed a .237 opponents batting average, which included a .234 mark by right-handed hitters and .245 by left-handers... opponents hit .235 with runners in scoring position... struck out 118 and walked just 27, a strikeout to walk ratio of 4.4 to 1... averaged 10.1 strikeouts per nine innings... began the year at Stockton and was 9-4 with a 4.14 ERA in 14 games, 13 starts... tied for the team lead in wins despite spending just three months with the Ports... did not allow a run in four of his first six starts to start the season 5-1 with a 2.43 ERA... went 4-0 with a 1.82 ERA over his final five games, four starts... was

named California League Pitcher of the Week, June 9-15...won both of his starts and allowed just one run in 14.0 innings, while striking out 16...was promoted to Midland June 24 and was 2-1 with a 2.61 ERA in six starts with the RockHounds...struck out a season high 12 in 6.0 innings in his first Double-A start June 26 at Arkansas...then tossed 3.2 shutout innings July 7 against Springfield and 1.1 scoreless, hitless innings July 11 at San Antonio before going to New York for the Futures Game July 13...returned to Midland and went 1-1 with a 1.93 ERA in two starts July 18 and 23 before joining Team USA for the Olympics...had a no decision Aug. 16 in a 5-4 win over Canada (5.2 ip, 9 h, 4 r, 3 er, 4 so)...then started and won in the Bronze Medal game Aug. 23 against Japan, an 8-4 win (7.0 ip, 4 h, 4 r, 4 er, 3 bb, 6 so)...made one final start for Midland Aug. 28, a no decision in a 6-4 win over San Antonio.

**2007**—Was Arizona's second round pick in 2006 but did not sign until Sept. 1, 2006...made his professional debut in 2007 and was a combined 11-7 with a 3.07 ERA in 23 games, all starts, with Single-A South Bend and Single-A Visalia...ranked third in the Diamondbacks farm system in wins and ERA...allowed a .270 opponents batting average, including .215 by left-handed hitters and .283 by right-handers...that mark dropped to .171 with runners in scoring position...struck out 125 in 120.1 innings, an average of 9.3 per nine innings...walked just 21 for a strikeout to walk ratio of 5.95 to 1...only one of those walks was issued to a left-handed hitter...walked two batters or fewer in all but one of his 23 starts...was 8-4 with a 2.21 ERA in 14 starts at South Bend and was a *Baseball America* Low Class A All-Star...was also named the number three prospect in the Midwest League by the magazine...tied for the Silver Hawks team lead in wins despite being promoted to Visalia June 21...compiled a 1.84 ERA in five starts in April, but was just 3-2...had a season best five-game winning streak over a seven-start stretch from May 10 to June 11 (1.67 ERA)...was 3-3 with a 4.85 ERA in nine starts with Visalia...made one postseason start for the Oaks and took the loss (4.0 ip, 3 h, 1 r, 1 er, 1 bb, 4 so, 2.25 ERA)...was traded to the A's on December 14 and was named Oakland's third best prospect by *Baseball America*.

## PERSONAL/MISCELLANEOUS

Brett F. Anderson was originally signed by Diamondbacks scout Joe Robinson...graduated from Stillwater (OK) High School...was a *Baseball America* 1st Team High School All-America selection in 2006 after going 9-0 with two saves and a 0.37 ERA in 12 games as a senior...struck out 102 and walked just nine in 57 innings...his father, Frank, is the head baseball coach at Oklahoma State University...was part of the A's 2010 Holiday Caravan, which featured many public appearances around the Bay Area, including autograph sessions at a holiday party for Oakland elementary school children and an after-school mentoring program, hosting a holiday shopping event for children from the Salvation Army Garden Center Shelter, and visiting a local adolescent substance abuse treatment center.

## LIFETIME PITCHING RECORD

Year	Club	W	L	ERA	G	GS	CG	SHO	SV	IP	H	R	ER	HR	HB	BB	IBB	SO	WP	BK
2007	South Bend	8	4	2.21	14	14	0	0	0	81.1	76	26	20	3	2	10	0	85	6	0
	Visalia	3	3	4.85	9	9	0	0	0	39.0	50	23	21	6	1	11	0	40	1	2
2008	Stockton	9	4	4.14	14	13	0	0	0	74.0	68	35	34	5	4	18	0	80	5	1
	Midland	2	1	2.61	6	6	0	0	0	31.0	27	10	9	3	1	9	0	38	0	1
2009	OAKLAND	11	11	4.06	30	30	1	1	0	175.1	180	94	79	20	3	45	1	150	0	1
2010	OAKLAND	7	6	2.80	19	19	0	0	0	112.1	112	41	35	6	7	22	2	75	4	2
	Sacramento	1	0	4.05	3	3	0	0	0	13.1	19	6	6	0	1	3	0	12	0	0
	Arizona A's	0	0	3.00	2	2	0	0	0	6.0	11	2	2	0	1	0	0	6	0	0
2011	OAKLAND	3	6	4.00	13	13	1	0	0	83.1	86	40	37	8	7	25	1	61	0	1
<b>ML Totals</b>		<b>21</b>	<b>23</b>	<b>3.66</b>	<b>62</b>	<b>62</b>	<b>2</b>	<b>1</b>	<b>0</b>	<b>371.0</b>	<b>378</b>	<b>175</b>	<b>151</b>	<b>34</b>	<b>17</b>	<b>92</b>	<b>4</b>	<b>286</b>	<b>4</b>	<b>4</b>

## CAREER TRANSACTIONS

**2006** — Selected by the Arizona Diamondbacks organization in the 2nd round of the First-Year Player Draft. **2007** — Traded to the Oakland Athletics with pitchers Dana Eveland and Greg Smith, infielder Chris Carter and outfielders Aaron Cunningham and Carlos Gonzalez for pitchers Dan Haren and Connor Robertson, December 14. **2010** — On disabled list, April 25 to May 28; included rehabilitation assignment to Sacramento, May 24 to 28. On disabled list, June 4 to July 29; included rehabilitation assignments to Arizona A's, July 9 to 19, and Sacramento, July 20 to 29. **2011** — On disabled list, June 7 to November 1.



## VS. THE AMERICAN LEAGUE

2011	CAREER													
ERA	W	L	S	G	IP	ER	vs. TEAM	ERA	W	L	S	G	IP	ER
—	0	0	0	0	0.0	0	Baltimore	9.00	0	1	0	1	5.0	5
3.46	1	1	0	2	13.0	5	Boston	2.86	4	2	0	7	44.0	14
3.18	0	0	0	1	5.2	2	Chicago	4.55	1	1	0	5	29.2	15
2.00	0	0	0	1	9.0	2	Cleveland	1.29	1	0	0	3	21.0	3
—	0	0	0	0	0.0	0	Detroit	2.51	2	1	0	3	14.1	4
—	0	0	0	0	0.0	0	Kansas City	3.46	2	0	0	2	13.0	5
1.84	1	0	0	2	14.2	3	Los Angeles	3.63	1	2	0	6	39.2	16
2.25	0	1	0	1	8.0	2	Minnesota	3.29	2	2	0	4	27.1	10
15.19	0	1	0	1	5.1	9	New York	6.53	0	4	0	5	30.1	22
—	0	0	0	0	0.0	0	Oakland	—	0	0	0	0	0.0	0
1.38	1	0	0	2	13.0	2	Seattle	1.90	6	3	0	12	75.2	16
—	0	0	0	0	0.0	0	Tampa Bay	2.12	1	0	0	3	17.0	4
10.24	0	2	0	2	9.2	11	Texas	6.62	1	4	0	7	34.0	25
—	0	0	0	0	0.0	0	Toronto	3.00	0	1	0	1	6.0	2

## VS. THE NATIONAL LEAGUE

2011	CAREER													
ERA	W	L	S	G	IP	ER	vs. TEAM	ERA	W	L	S	G	IP	ER
—	0	0	0	0	0.0	0	San Diego	5.40	0	0	0	1	5.0	3
1.80	0	1	0	1	5.0	1	San Francisco	7.00	0	2	0	2	9.0	7

## MONTHLY BREAKDOWN

2011	CAREER													
ERA	W	L	S	G	IP	ER	by MONTH	ERA	W	L	S	G	IP	ER
2.95	2	2	0	6	39.2	13	April	3.35	3	5	0	14	86.0	32
4.42	1	3	0	6	38.2	19	May	4.74	4	6	0	12	68.1	36
9.00	0	1	0	1	5.0	5	June	5.82	2	3	0	7	34.0	22
—	0	0	0	0	0.0	0	July	2.77	2	2	0	6	39.0	12
—	0	0	0	0	0.0	0	August	4.12	2	5	0	11	67.2	31
—	0	0	0	0	0.0	0	September	2.25	7	1	0	10	64.0	16
—	0	0	0	0	0.0	0	October	1.50	1	1	0	2	12.0	2

## PITCHING BREAKDOWN

2011	CAREER													
ERA	W	L	S	G	IP	ER	by CATEGORY	ERA	W	L	S	G	IP	ER
4.95	1	2	0	6	40.0	22	Home	3.70	10	9	0	28	177.1	73
3.12	2	4	0	7	43.1	15	Road	3.62	11	14	0	34	193.2	78
3.42	2	4	0	8	52.2	20	Day	3.17	10	8	0	26	159.0	56
4.99	1	2	0	5	30.2	17	Night	4.03	11	15	0	36	212.0	95
4.00	3	6	0	13	83.1	37	Pre-ASG	4.02	10	14	0	35	201.1	90
—	0	0	0	0	0.0	0	Post-ASG	3.24	11	9	0	27	169.2	61
4.00	3	6	0	13	83.1	37	Starter	3.66	21	23	0	62	371.0	151
—	0	0	0	0	0.0	0	Reliever	—	0	0	0	0	0.0	0

## ANDERSON'S 2011 STARTS

Date	Opponent	Score	Dec	ERA	IP	H	R	ER	BB	SO	HR	#PIT
April 2	Seattle	2-5	--	1.50	6.0	5	1	1	1	5	0	108
April 8	at Minnesota	1-2	L	1.93	8.0	8	2	2	0	5	0	109
April 13	at Chicago (AL)	7-4 (10)	--	2.29	5.2	9	3	2	1	3	0	105
April 19	Boston	5-0	W	1.63	8.0	4	0	0	1	8	0	109
April 24	at Seattle	5-2	W	1.56	7.0	5	2	1	1	6	0	106
April 30	Texas	2-11	L	2.95	5.0	9	7	7	4	3	3	90
May 5	Cleveland	3-4 (12)	--	2.77	9.0	7	2	2	0	5	0	114
May 10	at Texas	2-7	L	3.21	4.2	6	4	4	4	5	1	97
May 16	Los Angeles (AL)	5-4 (10)	--	3.30	6.2	5	3	3	4	7	0	111
May 21	at San Francisco	0-3	L	3.18	5.0	5	1	1	1	5	0	91
May 26	at Los Angeles (AL)	4-1	W	2.84	8.0	3	0	0	3	4	0	105
May 31	New York (AL)	3-10	L	3.68	5.1	11	10	9	3	3	2	103
June 5	at Boston	3-6	L	4.00	5.0	9	5	5	2	2	2	103

## BALLPARK BREAKDOWN


	ERA	W	L	S	G	IP	ER
Angel Stadium	3.54	1	1	0	3	20.1	8
AT&T Park	7.00	0	2	0	2	9.0	7
Ballpark in Arlington	8.62	0	3	0	4	15.2	15
Comerica Park	3.00	1	1	0	2	9.0	3
Fenway Park	4.09	2	1	0	4	22.0	10
Kauffman Stadium	4.50	1	0	0	1	6.0	3
Metrodome	2.57	1	0	0	1	7.0	2
O.co Coliseum	3.70	10	9	0	28	177.1	73
PETCO Park	5.40	0	0	0	1	5.0	3
Safeco Field	1.15	2	2	0	6	39.0	5
Target Field	1.84	1	1	0	2	14.2	3
Tropicana Field	1.80	1	0	0	2	10.0	2
U.S. Cellular Field	3.50	1	1	0	3	18.0	7
Yankee Stadium	5.00	0	2	0	3	18.0	10

## FIELDING STATISTICS

Pitcher	Year	Pct.	G	PO	A	E	TC	DP
2009	1,000	30	0	29	0	29	5	
2010	.972	19	4	31	1	36	1	
2011	.913	13	0	21	2	23	1	
<b>Totals</b>	<b>.966</b>	<b>62</b>	<b>4</b>	<b>81</b>	<b>3</b>	<b>88</b>	<b>7</b>	

## ANDERSON'S CAREER BESTS

**Low Hit Complete Game:** 2, July 6, 2009 at Boston  
**Innings Pitched:** 9.0 (twice), last: May 5, 2011 vs. Cleveland  
**Strikeouts:** 10, September 18, 2009 vs. Cleveland  
**Longest Winning Streak:** 4 (twice), last: September 6 to October 2, 2010  
**Longest Losing Streak:** 4 (twice), last: August 10 to September 1, 2010  
**Longest Scoreless Streak:** 23.0, July 6 to 24, 2009

**RIGHT-HANDED PITCHER****Height/Weight:** 6-2 / 200**Bats/Throws:** Right / Right**Birthdate:** December 30, 1977**Opening Day Age:** 34**Birthplace/Resides:** Sydney, Australia / Clearwater, Florida**Major League Service:** 7 years, 99 days**Obtained:** Signed as a free agent, January 18, 2011**Contract Status:** Second year of a two-year contract through 2012 with a club option for 2013.**CAREER HIGHLIGHTS**

Has spent parts of eight seasons in the majors with four different teams (Minnesota, Milwaukee, Tampa Bay and Oakland)...has a 3.57 ERA and .218 opponents batting average in 323 career appearances, all but one in relief...posted a 5.44 ERA and .261 opponents batting average in 80 games over his first four seasons but has compiled a 2.85 ERA (77 er in 243.0 ip) and .201 (174 for 867) opponents batting average over his last four campaigns...has 370 career strikeouts, which are the most in Major League history by a pitcher born in Australia...also ranks second in games (323), wins (24) and saves (10) among his countrymen...led all ML relievers in strikeouts per nine innings (12.65) in 2008 and topped American League relievers in opponents batting average (.143) that season...missed the entire 2005 season after undergoing "Tommy John" surgery...pitched for the World team in the 2001 All-Star Futures Game...pitched for Australia in the 2000 Olympic Games in Sydney.

**2011 HIGHLIGHTS**

Was used mostly as a set-up man, posting a 5-2 record with two saves, a 2.47 ERA and .199 opponents batting average in 62 relief appearances...tied for eighth among American League relievers in grounded into double plays (8), ranked 10th in opponents on-base percentage (.266) and was tied for 10th in wins...also tied for eighth in home runs allowed (8) and tied for 10th in blown saves (5)...the grounded into double plays and home runs were career highs and the blown saves matched his high...his .199 opponents average broke down to .191 (21 for 110) against left-handed hitters and .207 (23 for 111) against right-handers...allowed a .230 average and five of his eight home runs with the bases empty compared to .151 with runners on...four of his home runs were to the first batter he faced in an outing, which tied for third most in the AL...opponents hit .125 with runners in scoring position...has yielded a .177 (40 for 226) average with RISP over the last four years...first batters faced hit .250 (15 for 60) with two walks...tied for eighth in the AL in first batter strikeouts (19)...allowed just 2 of 15 (13.3%) inherited runners to score, which was the lowest mark of his career...yielded a .151 batting average with two outs...the opponents number five hitter was just 1-for-28 (.036)...posted a 1.80 ERA in 33 games at home compared to 3.33 in 29 appearances on the road...now has a 1.60 ERA (7 er in 39.1 ip) in 39 career appearances in Oakland...combined for a 1.65 ERA in the seventh and eighth innings, then posted a 5.54 ERA from the ninth inning on...did not commit an error in 62 games and six total chances...has not made an error in 323 games and 37 chances in his career...tossed at least one inning in 54 of his 62 appearances, not allowing a run in 51 of those outings.

**OAKLAND:** Tossed 1.2 shutout innings in his first outing April 2 against Seattle...that would be his longest outing of the season, which he matched May 14 against Chicago and Sept. 10 at Texas...struck out a season-high three batters April 9 at Minnesota...matched that May 16 and Sept. 12, both times against Los Angeles...tossed a scoreless ninth inning May 4 against Cleveland for his first save since Oct. 3, 2009...that was part of a 14-game, 14.1-inning scoreless streak from April 23 to May 20...held

**ALL-TIME MLB AUSTRALIAN BORN LEADERS****GAMES PITCHED**

568	Graeme Lloyd
323	<b>Grant Balfour</b>
287	Peter Moylan
115	Ryan Rowland-Smith
84	Mark Hutton

**STRIKEOUTS**

370	<b>Grant Balfour</b>
304	Graeme Lloyd
220	Ryan Rowland-Smith
205	Peter Moylan
204	Damian Moss

**WINS**

30	Graeme Lloyd
24	<b>Grant Balfour</b>
22	Damian Moss
19	Peter Moylan
12	Ryan Rowland-Smith

**SAVES**

17	Graeme Lloyd
10	<b>Grant Balfour</b>
3	Peter Moylan
2	Ryan Rowland-Smith
1	Shayne Bennett

the opposition a .146 batting average over that span, which lowered his season ERA to 1.31...the streak ended May 22 at San Francisco when he allowed a two-run home run to Schierholtz in the bottom of the eighth inning for the blown save in a 5-4, 11-inning loss...then allowed a season-high three runs in his next outing May 26 at Los Angeles...that two-game stretch raised his ERA to 3.18...was on the paternity list June 3-4 for the birth of his first child, daughter Raegan...allowed both of his two inherited runners to score June 12 at Chicago...those were the only two inherited runners he allowed to score all season...stranded each of his final 11 inherited runners...recorded his second and final save of the season June 21 at New York (NL) with 1.1 scoreless innings...that would be his final outing before he was placed on the 15-day disabled list June 28, retroactive to June 22, with a strained right oblique...it was his sixth career stint on the DL...made one rehab appearance with Triple-A Sacramento July 5 at Fresno (1.0 ip, 2 h, 1 r, 1 er, 1 bb)...was reinstated from the DL July 7 and retired each of the first 12 batters he faced following his return...that was part of a 14.2-inning scoreless streak that spanned 14 games from June 16 to July 31...it matched the longest scoreless streak of his career (June 8 to July 9, 2008)...tossed 1.1 scoreless innings at New York July 23 in the 300th appearance of his career...became the second Australian in Major League history to reach that plateau, joining Graeme Lloyd...did not allow a run in 10.1 innings in July, which lowered his season ERA to 1.88...then posted a 3.79 ERA over the final two months of the season...allowed a season-high four hits in 1.0 innings Sept. 4 against Seattle...surrendered two home runs Sept. 21 against Texas...it marked just the second time in his career he allowed two home runs in a game (also July 27, 2001 at Seattle)...finished September with a 5.40 ERA in eight appearances after posting a 3.07 ERA or lower in each of the first five months.

## CAREER

**2010**—Made 57 relief appearances, despite spending the month of August on the disabled list...compiled a 2.28 ERA, which ranked eighth among American League relievers...allowed a .216 opponents batting average, including .174 against right-handed hitters and .267 against left-handers...opponents hit .161 with runners in scoring position, including .074 with RISP and two outs...struck out 56 batters in 55.1 innings and walked just 17 for a strikeout-to-walk ratio of 3.29...compiled a 1.04 ERA and .179 opponents batting average in eight interleague appearances...did not allow a run in 13 outings on no days rest (10.1 ip)...allowed 8 of 31 (25.8%) inherited runners to score and first batters faced were 11 for 53 (.208) with four walks...posted a 1.08 ERA in the seventh inning with a .157 opponents batting average...did not allow a run in the seventh inning until Sept. 6 at Boston after 19.2 scoreless frames to begin the year...was on his second career Opening Day roster...allowed a run on two hits in 2.0 innings in his first outing April 8 against Baltimore for his only blown save of the season...struck out a season-high four batters in 2.0 scoreless innings June 6 against Texas...the innings pitched matched his season high (six times)...posted a 0.82 ERA in the month of June, his lowest single-month mark in 2010...allowed two runs on two hits without retiring a batter July 3 at Minnesota...it was one of just two outings in which he allowed more than one run...had a 2.08 ERA in 44 outings when he was placed on the 15-day disabled list July 31 retroactive to July 30 with an intercostal strain...had a two-start rehab assignment with Triple-A Charlotte from Aug. 28 to 31...was reinstated from the DL Sept. 1...made 13 appearances following his return and compiled a 3.00 ERA...fanned Austin Kearns Sept. 15 at New York (AL) for his 305th career strikeout, making him the all-time leader among Australia-born major leaguers...surpassed Graeme Lloyd...made three postseason appearances in the ALDS against Texas...did not allow a run in 3.2 innings...has not allowed a run in eight career Division Series games (9.2 ip).

**2009**—Appeared in 73 games, which was second most in one season in Rays history at the time and tied for seventh most in the American League...allowed a .235 opponents batting average...averaged 9.2 strikeouts per nine innings...of the six home runs he allowed, five were three-run homers, which were the most by a major league reliever...had allowed only two in his career entering the season...all six home runs came on the road...three of the three-run home runs resulted in Rays losses...in eight interleague games, did not allow a run (8.0 ip, 4 h)...opponents were 1-for-9 with the bases loaded...stranded his first 16 inherited runners, then allowed 18 of his last 51 to score...played in his sixth Major League season but made his first Opening Day roster...earned his first win May 6 at New York (AL), the first Ray to win at new Yankee Stadium...threw 2.2 innings May 30 vs. Minnesota, retiring his first seven batters in relief of David Price...it was his longest relief outing as a Ray and longest since July 20, 2004 at Detroit (3.0 ip) while a member of the Twins...from June 9 to July 5, made 11 consecutive scoreless appearances (13.0 ip, 8 h, 0 r, 3 bb, 14 so)...had three blown saves in a 12-game span (Aug. 30 at Detroit, Sept. 5 vs. Detroit, Sept. 9 at New York-AL)...recorded the save Oct. 3 vs. New York (AL) and had a save in each of his last three appearances of the season (also Sept. 28 and 29 vs. Baltimore).

**2008**—Had one of the best seasons of any reliever in baseball, leading the majors in several categories and setting career highs in wins, saves, ERA and strikeouts...led all Rays relievers in ERA, opponents average, wins (tied) and strikeouts per nine inning...spent the first two months of the season at Triple-A Durham...led all Major League relievers with 12.65 strikeouts per nine innings...struck out 36.6 percent of batters faced, tops in the majors...his 1.54 ERA was fourth best among ML relievers...43 of his 51 outings were scoreless, including 13 of his first 14...his .143 opponents average led AL relievers and was second in the majors to the Cubs' Carlos Marmol (.135)...collected his first career save in his season debut May 31 vs. Chicago (AL)...pitched in 10 postseason games for the Rays...in the World Series-ending Game 5 at Philadelphia, was on the mound for both ends of the rain delay that stretched across three days...total time elapsed was 46 hours...at Durham, was 1-0 and 8-for-8 in save opportunities...allowed just one run in 15 outings covering 23.2 innings...tallied 39 strikeouts against just five hits and 10 walks...held right-handed hitters to a .029 average (1-for-35).

**2007**—Opened the season at Double-A Huntsville...promoted to Nashville and went 1-1 with five saves and a 1.69 ERA in 24 games for the Sounds...was 0-2 in three relief appearances with the Brewers following his promotion from Triple-A Nashville July 17...was acquired by the Rays July 27 from Milwaukee in exchange for right-handed pitcher Seth McClung...fanned a total of 98 in 68.0 innings pitched at four stops in both the majors and minors...compiled a 0.79 ERA in August...made his Rays debut July 28 vs. Boston (2.0 ip, 2 r, 2 er) in an extra-inning loss...was scored upon in just two of his next 14 appearances.

**2006**—Signed with Cincinnati as a free agent Jan. 12...spent the entire season on the 60-day DL recovering from right elbow and shoulder surgeries...made nine rehab appearances...claimed off waivers by Milwaukee Oct. 5.

**2005**—Missed the entire 2005 season due to an injury in his final year in the Twins organization...was placed on the 15-day disabled list March 25 with a sore right elbow...underwent Tommy John surgery to repair a torn ulnar collateral ligament May 13 (Dr. Timothy Kremchek)...underwent surgery to repair a torn labrum and torn rotator cuff in his right shoulder Sept. 29 (Kremchek).

**2004**—Entered the season as the ninth-best prospect in the Twins organization according to *Baseball America*...held opponents to a .238 batting average and struck out 42 batters in 39.1 innings...was on the 15-day disabled list from April 4 to May 13 with a tender right shoulder and from July 26 to Aug. 16 with tendinitis in that shoulder...made two relief appearances for the Twins in the ALDS against the Yankees, a series won 3-1 by New York...worked 2.2 perfect innings and struck out two...came on in Game 2 in relief of Brad Radke, tossing 0.2 frames at Yankee Stadium...worked 2.0 innings in relief of Johan Santana in Game 4 in the Metrodome.

**2003**—Split the season between Triple-A Rochester and Minnesota...had a pair of stints with the Twins (July 3-16 and Aug. 15 through season's end)...struck out a career-high five batters over 2.1 innings in his first appearance with the Twins July 3 vs. Cleveland...tossed a career-high 4.0 innings, allowing two hits without a run, Aug. 23 vs. Kansas City...recorded his first Major League win Aug. 29 at Texas, tossing 2.0 scoreless innings in the 8-5 victory...made his lone ML start Sept. 3 vs. Anaheim and received a no decision (2.2 ip, 4 h, 4 r, 4 er, 5 bb, 3 so, 1 hr)...at Rochester he held opponents to a .188 batting average and struck out 87 in 71 innings...was selected to pitch in the Triple-A All-Star Game but did not participate due to his promotion to the majors.

**2002**—Ranked third in the Pacific Coast League with 58 appearances for Triple-A Edmonton...held opponents to a .231 average and struck out 88 batters in 71.1 innings.

**2001**—Began the season at Double-A New Britain...promoted to the Twins July 21...made his major league debut in relief July 22 vs. Seattle (1.2 ip, 1 er)...struck out his first batter faced (Mike Cameron)...was optioned to Edmonton July 29...at New Britain he held opponents to a .149 average and struck out 72 in 50.0 innings...named Twins minor league Pitcher of the Month for May...pitched for the World Team in the All-Star Futures Game July 9 at Seattle's Safeco Field.

**2000**—Pitched for Australia in the 2000 Olympic Games in Sydney...tied for the team lead in wins (8) at Single-A Fort Myers...struck out 90 batters in 89.0 innings.

**1999**—Held opponents to a .204 batting average and struck out 95 batters in 91.2 innings at Single-A Quad City...produced a season-high 12 strikeouts over 8.0 innings in a win Aug 9 vs. Fort Wayne.

**1998**—Led the Appalachian League in wins at Rookie-level Elizabethton.

**1997**—Made his professional debut in the Gulf Coast League.

## PERSONAL/MISCELLANEOUS

Grant Robert Balfour was originally signed by Twins scout Howard Norsetter...he and his wife, Angie, have a daughter, Raegan Madison (6/2/11)...graduated from William Clark High School in Kellyville, New South Wales, Australia, where he played baseball and rugby...named Rookie of the Year in the Sydney Baseball League in 1995 and Pitcher of the Year in 1996...spent much of his amateur career as a catcher...in January 2008, Wests Tigers Rugby League Football inducted Grant into their club at Concord Oval...received a special invitation to attend Wests Tigers headquarters to meet the players and be taken on a tour of the training facilities...is a passionate Wests Tigers supporter after growing up following the Balmain Tigers...his father played for Balmain.

## LIFETIME PITCHING RECORD

Year	Club	W	L	ERA	G	GS	CG	SHO	SV	IP	H	R	ER	HR	HB	BB	IBB	SO	WP	BK
1997	GCL Twins	2	4	3.76	13	12	0	0	0	67.0	73	31	28	1	4	20	0	43	3	2
1998	Elizabethton	7	2	3.36	13	13	0	0	0	77.2	70	36	29	7	5	27	0	75	6	0
1999	Quad City	8	5	3.53	19	14	0	0	1	91.2	66	39	36	7	6	37	0	95	1	0
2000	Fort Myers	8	5	4.25	35	10	0	0	6	89.0	91	46	42	8	8	34	2	90	10	1
2001	New Britain	2	1	1.08	35	0	0	0	13	50.0	26	6	6	1	0	22	2	72	1	0
	MINNESOTA	0	0	13.50	2	0	0	0	0	2.2	3	4	4	2	0	3	0	2	0	0
	Edmonton	2	2	5.51	11	0	0	0	0	16.1	18	11	10	2	0	10	1	17	2	0
2002	Edmonton	2	4	4.16	58	0	0	0	8	71.1	60	34	33	3	0	30	1	88	2	1
2003	Rochester	5	2	2.41	21	11	0	0	5	71.0	48	21	19	6	3	16	0	87	0	1
	MINNESOTA	1	0	4.15	17	1	0	0	0	26.0	23	12	12	4	0	14	2	30	0	0
2004	MINNESOTA	4	1	4.35	36	0	0	0	0	39.1	35	19	19	4	2	21	1	42	3	0
2005	MINNESOTA	(Injured — Did Not Play)																		
2006	Dayton	0	0	0.00	2	0	0	0	0	2.0	0	0	0	0	0	0	0	3	0	0
	GCL Reds	0	0	13.50	2	2	0	0	0	1.1	1	2	2	0	1	3	0	2	0	0
	Sarasota	0	0	7.94	5	0	0	0	0	5.2	8	7	5	0	1	3	0	7	4	1
2007	Huntsville	0	0	2.38	8	0	0	0	2	11.1	8	3	3	0	0	4	0	21	0	1
	Nashville	1	1	1.69	24	0	0	0	5	32.0	17	6	6	2	0	11	0	47	0	0
	MILWAUKEE	0	2	20.25	3	0	0	0	0	2.2	4	6	6	1	1	4	0	3	0	0
	TAMPA BAY	1	0	6.14	22	0	0	0	0	22.0	26	15	15	1	0	16	0	27	0	0
2008	Durham	1	0	0.38	15	0	0	0	8	23.2	5	1	1	1	0	10	0	39	1	1
	TAMPA BAY	6	2	1.54	51	0	0	0	4	58.1	28	10	10	3	0	24	1	82	2	0
2009	TAMPA BAY	5	4	4.81	73	0	0	0	4	67.1	59	38	36	6	2	33	0	69	1	0
2010	TAMPA BAY	2	1	2.28	57	0	0	0	0	55.1	43	16	14	3	0	17	2	56	4	1
	Charlotte	0	1	10.80	2	2	0	0	0	1.2	2	3	2	0	0	3	0	2	0	0
2011	OAKLAND	5	2	2.47	62	0	0	0	2	62.0	44	17	17	8	0	20	1	59	0	0
	Sacramento	0	0	9.00	1	0	0	0	0	1.0	2	1	1	0	0	1	0	0	0	0
<b>AL Totals</b>		<b>24</b>	<b>10</b>	<b>3.43</b>	<b>320</b>	<b>1</b>	<b>0</b>	<b>0</b>	<b>10</b>	<b>333.0</b>	<b>261</b>	<b>131</b>	<b>127</b>	<b>31</b>	<b>4</b>	<b>148</b>	<b>7</b>	<b>367</b>	<b>10</b>	<b>1</b>
<b>NL Totals</b>		<b>0</b>	<b>2</b>	<b>20.25</b>	<b>3</b>	<b>0</b>	<b>0</b>	<b>0</b>	<b>0</b>	<b>2.2</b>	<b>4</b>	<b>6</b>	<b>6</b>	<b>1</b>	<b>1</b>	<b>4</b>	<b>0</b>	<b>3</b>	<b>0</b>	<b>0</b>
<b>ML Totals</b>		<b>24</b>	<b>12</b>	<b>3.57</b>	<b>323</b>	<b>1</b>	<b>0</b>	<b>0</b>	<b>10</b>	<b>335.2</b>	<b>265</b>	<b>137</b>	<b>133</b>	<b>32</b>	<b>5</b>	<b>152</b>	<b>7</b>	<b>370</b>	<b>10</b>	<b>1</b>

## CAREER TRANSACTIONS

**1997** — Signed by the Minnesota Twins organization as a free agent, January 19. **2004** — On disabled list, April 4 to May 13. On disabled list, July 26 to August 16. **2005** — On disabled list, March 25 to October 13. Contract non-tender, December 21. **2006** — Signed by the Cincinnati Reds, January 12. On disabled list, March 31 to October 2; included rehabilitation assignments to Dayton, July 10 to 14, Gulf Coast Reds, August 15 to 22, and Sarasota, August 23 to September 7. Claimed off waivers by the Milwaukee Brewers, October 5. **2007** — Released, March 27; re-signed by Milwaukee to a minor league contract, March 29. Traded to the Tampa Bay Rays for pitcher Seth McClung, July 27. **2010** — On disabled list, July 30 to August 31; included rehabilitation assignment to Charlotte, August 28 to 31. Elected free agency, November 1. **2011** — Signed by the Oakland Athletics, January 18. On disabled list, June 22 to July 6; included rehabilitation assignment to Sacramento, July 5 to 6.

## DIVISION SERIES RECORD

Year	Club/Opp.	W	L	ERA	G	GS	CG	SHO	SV	IP	H	R	ER	HR	HB	BB	IBB	SO	WP	BK
2004	MIN vs. NYY	0	0	0.00	2	0	0	0	0	2.2	0	0	0	0	0	0	0	2	0	0
2008	TB vs. CWS	0	0	0.00	3	0	0	0	0	3.1	2	0	0	0	0	1	0	4	0	0
2010	TB vs. TEX	0	0	0.00	3	0	0	0	0	3.2	2	0	0	0	0	0	0	1	0	0
<b>Totals</b>		<b>0</b>	<b>0</b>	<b>0.00</b>	<b>8</b>	<b>0</b>	<b>0</b>	<b>0</b>	<b>0</b>	<b>9.2</b>	<b>4</b>	<b>0</b>	<b>0</b>	<b>0</b>	<b>0</b>	<b>1</b>	<b>0</b>	<b>7</b>	<b>0</b>	<b>0</b>

## LEAGUE CHAMPIONSHIP SERIES RECORD

Year	Club/Opp.	W	L	ERA	G	GS	CG	SHO	SV	IP	H	R	ER	HR	HB	BB	IBB	SO	WP	BK
2008	TB vs. BOS	0	0	19.29	4	0	0	0	0	2.1	5	5	5	2	1	4	0	1	0	0

## WORLD SERIES RECORD

Year	Club/Opp.	W	L	ERA	G	GS	CG	SHO	SV	IP	H	R	ER	HR	HB	BB	IBB	SO	WP	BK
2008	TB vs. PHI	0	0	3.00	3	0	0	0	0	3.0	4	1	1	0	0	3	3	2	1	0

## POSTSEASON BESTS

### Most World Series Won

Yankees	27
Cardinals	11
<b>Athletics</b>	<b>9</b>
Red Sox	7
Dodgers	6
Giants	6

### Most Postseason Appearances

Yankees	50
Dodgers	26
Cardinals	24
<b>Athletics</b>	<b>23</b>
Giants	23

### Most Postseason Wins

Yankees	220
Cardinals	109
Red Sox	79
<b>Athletics</b>	<b>78</b>
Braves	77



## VS. THE AMERICAN LEAGUE

2011		CAREER												
ERA	W	L	S	G	IP	ER	vs. TEAM	ERA	W	L	S	G	IP	ER
0.00	0	0	0	5	5.1	0	Baltimore	2.54	2	0	2	26	28.1	8
0.00	0	0	0	1	0.1	0	Boston	5.29	2	0	2	29	32.1	19
0.00	2	0	0	5	5.1	0	Chicago	4.30	3	0	1	25	23.0	11
0.00	0	0	1	2	2.1	0	Cleveland	4.50	0	0	1	21	24.0	12
1.80	0	0	0	5	5.0	1	Detroit	2.81	3	2	0	25	25.2	8
2.25	0	0	0	4	4.0	1	Kansas City	1.71	1	1	1	18	21.0	4
5.40	1	0	0	7	6.2	4	Los Angeles	6.14	2	3	0	22	22.0	15
0.00	0	0	0	5	4.2	0	Minnesota	2.70	0	0	0	11	10.0	3
3.38	0	0	0	3	2.2	1	New York	4.07	2	2	1	28	24.1	11
—	0	0	0	0	0.0	0	Oakland	2.89	0	0	0	11	9.1	3
4.15	0	0	0	4	4.1	2	Seattle	5.65	0	0	0	15	14.1	9
4.50	0	0	0	4	4.0	2	Tampa Bay	2.70	0	0	0	6	6.2	2
1.80	2	1	0	9	10.0	2	Texas	2.30	4	1	0	26	31.1	8
9.00	0	1	0	3	2.0	2	Toronto	3.97	1	1	1	25	22.2	10

## VS. THE NATIONAL LEAGUE

2011		CAREER												
ERA	W	L	S	G	IP	ER	vs. TEAM	ERA	W	L	S	G	IP	ER
—	0	0	0	0	0.0	0	Arizona	5.40	0	1	0	3	5.0	3
—	0	0	0	0	0.0	0	Atlanta	0.00	0	0	0	2	2.0	0
—	0	0	0	0	0.0	0	Chicago	0.00	2	0	0	2	3.0	0
—	0	0	0	0	0.0	0	Cincinnati	INF	0	1	0	1	0.0	1
—	0	0	0	0	0.0	0	Colorado	0.00	0	0	0	2	2.2	0
—	0	0	0	0	0.0	0	Florida	1.17	1	0	0	8	7.2	1
—	0	0	0	0	0.0	0	Houston	0.00	0	0	0	3	4.0	0
—	0	0	0	0	0.0	0	Los Angeles	—	0	0	0	0	0.0	0
—	0	0	0	0	0.0	0	Milwaukee	0.00	0	0	0	2	1.2	0
0.00	0	0	1	1	1.1	0	New York	0.00	1	0	1	3	4.2	0
—	0	0	0	0	0.0	0	Philadelphia	0.00	0	0	0	1	1.2	0
—	0	0	0	0	0.0	0	Pittsburgh	0.00	0	0	0	1	2.1	0
—	0	0	0	0	0.0	0	St. Louis	—	0	0	0	0	0.0	0
—	0	0	0	0	0.0	0	San Diego	—	0	0	0	0	0.0	0
4.50	0	0	0	4	4.0	2	San Francisco	7.71	0	0	0	5	4.2	4
—	0	0	0	0	0.0	0	Washington	6.75	0	0	0	2	1.1	1

## MONTHLY BREAKDOWN

2011		CAREER												
ERA	W	L	S	G	IP	ER	by MONTH	ERA	W	L	S	G	IP	ER
2.70	1	1	0	11	10.0	3	April	3.45	1	1	1	30	28.2	11
3.07	2	0	1	14	14.2	5	May	4.44	4	1	2	46	46.2	23
1.13	1	0	1	8	8.0	1	June	1.60	7	1	1	47	56.1	10
0.00	0	0	0	10	10.1	0	July	3.35	3	4	3	67	75.1	28
2.53	0	0	0	11	10.2	3	August	2.31	5	3	0	61	62.1	16
5.40	1	1	0	8	8.1	5	September	6.24	4	2	2	68	62.0	43
—	0	0	0	0	0.0	0	October	4.15	0	0	1	4	4.1	2

## PITCHING BREAKDOWN

2011		CAREER												
ERA	W	L	S	G	IP	ER	by CATEGORY	ERA	W	L	S	G	IP	ER
1.80	3	1	1	33	35.0	7	Home	3.23	12	4	8	154	170.0	61
3.33	2	1	1	29	27.0	10	Road	3.91	12	8	2	169	165.2	72
3.00	3	0	0	23	24.0	8	Day	3.86	6	4	0	96	98.0	42
2.13	2	2	2	39	38.0	9	Night	3.45	18	8	10	227	237.2	91
2.34	4	1	2	35	34.2	9	Pre-ASG	3.07	13	4	6	151	164.0	56
2.63	1	0	0	27	27.1	8	Post-ASG	4.04	11	8	4	172	171.2	77
—	0	0	0	0	0.0	0	Starter	13.50	0	0	0	1	2.2	4
2.47	5	2	2	62	62.0	17	Reliever	3.49	24	12	10	322	333.0	129

## BALLPARK BREAKDOWN

	ERA	W	L	S	G	IP	ER
Angel Stadium	8.31	0	2	0	11	8.2	8
AT&T Park	9.00	0	0	0	2	2.0	2
Ballpark in Arlington	2.61	1	0	0	16	20.2	6
Camden Yards	2.30	2	0	0	13	15.2	4
Chase Field	0.00	0	0	0	1	2.0	0
Citi Field	0.00	0	0	1	2	3.0	0
Comerica Park	3.38	1	1	0	10	10.2	4
Coors Field	0.00	0	0	0	2	2.2	0
Fenway Park	6.75	1	0	1	14	16.0	12
Great American Ball Park	INF	0	1	0	1	0.0	1
Kauffman Stadium	0.93	1	1	0	9	9.2	1
Metrodome	4.59	2	0	0	25	33.1	17
Miller Park	13.50	0	1	0	3	3.1	5
Minute Maid Park	0.00	0	0	0	2	2.0	0
O.co Coliseum	1.60	3	1	1	39	39.1	7
Old Yankee Stadium	3.00	0	1	0	7	6.0	2
Olympic Stadium	6.75	0	0	0	2	1.1	1
PNC Park	0.00	0	0	0	1	2.1	0
Progressive Field	6.14	0	0	0	8	7.1	5
Rogers Centre	3.27	1	1	0	12	11.0	4
Safeco Field	6.23	0	0	0	10	8.2	6
Sun Life Stadium	0.00	1	0	0	4	2.1	0
Target Field	6.00	0	0	0	5	3.0	2
Tropicana Field	2.98	7	2	7	98	102.2	34
Turner Field	0.00	0	0	0	2	2.0	0
U.S. Cellular Field	3.75	3	0	0	13	12.0	5
Yankee Stadium	7.88	1	1	0	11	8.0	7

## FIELDING STATISTICS

Pitcher	Year	Pct.	G	PO	A	E	TC	DP
2001	1,000	2	0	1	0	1	0	0
2003	1,000	17	0	4	0	4	0	0
2004	1,000	36	3	4	0	7	0	0
2007	1,000	25	1	5	0	6	0	0
2008	1,000	51	0	5	0	5	0	0
2009	1,000	73	1	3	0	4	1	0
2010	1,000	57	2	2	0	4	0	0
2011	1,000	62	2	4	0	6	1	0
<b>Totals</b>	<b>1,000</b>	<b>323</b>	<b>9</b>	<b>28</b>	<b>0</b>	<b>37</b>	<b>2</b>	<b>0</b>

## BALFOUR'S CAREER BESTS

**Low Hit Complete Game:** None  
**Innings Pitched:** 4.0, August 23, 2003 vs. Kansas City  
**Strikeouts:** 5 (twice), last: July 3, 2004 at Arizona  
**Longest Winning Streak:** 5, August 23, 2008 to May 23, 2009  
**Longest Losing Streak:** 3, August 30, 2009 to May 10, 2010  
**Longest Scoreless Streak:** 14.2 (twice), last: June 16 to July 31, 2011

**FIRST BASE****Height/Weight:** 6-0 / 204**Bats/Throws:** Left / Right**Birthdate:** August 16, 1985**Opening Day Age:** 26**Birthplace/Resides:** Springfield, Vermont / Corona, California**Major League Service:** 3 years, 57 days**Obtained:** Acquired from the St. Louis Cardinals with pitchers Kiko Calero and Dan Haren for pitcher Mark Mulder, December 18, 2004**Contract Status:** First year of a one-year contract through 2012.**CAREER HIGHLIGHTS**

Is a .252 career hitter in 438 games and five seasons with Oakland...also has a .362 on-base percentage, which is 10th best in Oakland history...has played 425 games at first base, which is third most in Oakland history behind Mark McGwire (1251) and Jason Giambi (728)...has two full seasons (2008, 2010) and three partial seasons (2007, 2009, 2011) with the A's...led the American League in walks (110) and ranked fifth in on-base percentage (.393) in 2010...batted .347 in 18 games with the A's in his Major League debut in 2007, setting an Oakland record by reaching base safely via hit or walk in each of the first 20 games of his career...was originally a first round draft pick of St. Louis in 2003 and spent two seasons in the Cardinals farm system as a catcher...was named to the Midwest League Postseason All-Star team at Single-A Peoria in 2004...was traded to the Oakland organization following the 2004 season in the Mark Mulder deal and was converted to first base...played for the United States team in the Futures Game July 10, 2005 at Comerica Park.

**2011 HIGHLIGHTS**

Was the A's Opening Day starter at first base but never got on track offensively, batting .212 with no home runs and 21 RBI in 67 games before he was optioned to Sacramento June 22...appeared in 17 games with the River Cats before going on the disabled list...his batting average, on-base percentage (.325) and slugging percentage (.267) were all career lows...had 236 at-bats, which were eighth most in Oakland history by a player with no home runs...they were the most since Jason Kendall went homerless in 601 at-bats in 2005...had 234-at bats while playing first base...the last time a Major League first baseman hit no home runs in a season with at least that many at-bats was 1984 when Al Oliver (396 at-bats, SF and PHI) and Pete Rose (237, MON and CIN) both did it...since 1974, the only American League first baseman with more homerless at-bats in a season is Mike Squires of the 1981 Chicago White Sox (288 at-bats)...now has a career-high 69-game homerless streak, including 66 consecutive games as a first baseman...that is second longest by a first baseman in Oakland history to the record of 75 by Mike Hegan from July 6, 1971 to Aug. 16, 1973...his last home run was Oct. 1, 2010 against Seattle...batted .253 (19 for 75) against left-handed pitching compared to .193 (31 for 161) against right-handers...hit .245 with runners in scoring position, including .400 with RISP and two outs, which tied for the third best figure in the AL...it tied for the fourth-best mark by an Athletic since 1974...batted .186 against a pitcher the first two times he saw him in a game, .288 after that...made a team-leading 52 starts hitting second but batted just .199 in those games...that was the second-lowest average by a number two hitter in the AL (Chone Figgins, SEA .193)...hit .275 in all other spots in the order...committed eight errors in 65 games at first base, which was the most among ML first baseman when he was sent down to Sacramento June 22...also went 0-for-2 with a walk and a strikeout in three pinch-hitting appearances...is 1-for-15 with a walk and nine strikeouts in his career in the pinch.

**OAKLAND** Went 0-for-4 in the opener April 1 against Seattle but then reached base safely via hit or walk in each of his next 17 games...hit .263 with a .425 on-base percentage during the streak...committed an error in each of the first three games of the season and made five errors over his first 15 games...matched his career high with four hits April 12 at Chicago (AL)...his other four-hit game was Sept. 26, 2009 at Los Angeles...was batting .292 with a .433 on-base percentage over his first 14 games through April 15...then went 8-for-64 (.125) with 10 walks (.240 on-base percentage) over his next 18 contests from April 16 to May 7...hit .258 over a 24-game stretch from May 8 to June 6, but then went 4-for-31 (.129) over his next 11 games before he was optioned to Sacramento June 22...his .267 slugging percentage was second lowest in the majors at the time he was sent down (Figgins, SEA .254)...had the

third-lowest batting average in the AL (.212)...was recalled from Sacramento Sept. 2 and added to the 60-day disabled list following right shoulder surgery.

**SACRAMENTO:** Batted .197 with no home runs and four RBI in 17 games with the River Cats... added 14 walks for a .347 on-base percentage...also struck out 16 times...hit .125 with the bases empty, compared to .276 with runners on base...went 0 for his first 16 before doubling in the first inning July 2 against Tucson...hit .267 (12 for 45) over his final 12 games...was placed on the River Cats' disabled list July 17 with a strained shoulder...underwent season-ending surgery on his right shoulder Aug. 12... the surgery was performed by Dr. Lew Yocum.

## CAREER

**2010**—Batted .273 with 10 home runs, 57 RBI and an American League-leading 110 walks...the walks fueled a .393 on-base percentage, which was fifth best in the AL...also ranked second in the league in pitches per plate appearance (4.39), tied for second in times on base (265), tied for fourth in sacrifice hits (12), seventh in games (159) and tied for ninth in triples (5)...led the A's in games, at bats (556), runs (79), hits (152), doubles (33), walks, on-base percentage and slugging percentage (.405), and tied for the lead in sacrifice hits...the slugging percentage is the lowest by a team-leader in Oakland history...the previous low was established in 2009 by Kurt Suzuki (.421)...the sacrifice hits were the most by an Athletic since A.J. Hinch had 13 in 1998, the most by a first baseman in Oakland history and the most by any Major League first baseman since Rod Carew had 16 for California in 1982...all 12 occurred over his first 99 games...had no sacrifice hits over his final 60 games, beginning July 30...stole seven bases, which led AL first basemen and were third most by a first baseman in Oakland history...they were the most since Don Baylor had 24 of his 52 steals in 1976 as a first baseman...led AL first basemen in games (157), games started (155), total chances (1492) and putouts (1404) but committed 10 errors, which tied for second most...his .993 fielding percentage was second lowest among AL qualifiers...had seven errors over his first 30 games (.976 fielding percentage) but just three over his last 127 contests (.998)...the games played, games started, total chances and putouts set Oakland records for a first baseman...the games were second most in Athletics history (Norm Siebern, 162 in 1962)...struck out 102 times, marking the 14th time in Athletics history a player has reached the century mark in walks and strikeouts in the same season...batted .310 with a .490 slugging percentage against left-handed pitching and .259 with a .372 slugging percentage against right-handers...hit nine of his 10 home runs on the road...also had nine home runs at night...hit .233 with runners in scoring position, including .181 with RISP and two outs...made a team-leading 149 starts hitting second...went 0 for 3 with two strikeouts as a pinch hitter...walked a Major League-leading 22 times during the spring, the most walks by an Athletic since spring stats were first available in 1991...then walked three times in the opener, April 5 at Seattle...that tied the Oakland Opening Day record set by Sal Bando in 1975 and matched by Barton in 2008...had his first career four-RBI game April 8 against the Mariners...had a career long 16-game streak without a RBI from April 10 to 27...fractured the volar plate in the middle finger of his right hand April 25 against Cleveland but did not miss any games...homed in the 11th inning May 11 at Texas and added the game-winning RBI single in the 13th...according to the Elias Sports Bureau, he is the first Athletic to have a RBI hit in two different extra inning at-bats in the same game (also Harry Simpson, June 12, 1956 at Washington)...had a career-high 11-game hitting streak from May 25 to June 4...hit .341 during the streak...had a second 11-game hitting streak from Aug. 17 to 28 (16 for 39, .410)...hit safely in 15 consecutive road games from May 25 to June 16 (20 for 58, .345)...tied an Oakland record with three doubles June 26 against Pittsburgh...added four RBI, becoming just the third player in Oakland history with three doubles and at least four RBI in a game (Sweeney and Ben Griever, Sept. 3, 1997 vs. San Francisco)...was ejected from the game July 6 by home plate umpire Mike Winters after striking out in the fifth inning...it was his first career ejection...was ejected for a second time Sept. 12 by Hunter Wendelstedt after striking out to end the game against Boston...homed in the fifth inning July 10 against Los Angeles to snap a career-high tying 0 for 20 streak (also Sept. 8-16, 2008)...scored a career-high four runs Aug. 28 in Texas...set an Oakland record with five consecutive multi-walk games from Aug. 28 to Sept. 1...batted .311 with three home runs, nine RBI and 27 walks (.466 on-base percentage) in 27 games in August...then hit .226 with no home runs and four RBI in 28 games in September...then had his first career two-homer game and drove in a career-high six runs Oct. 1 at Seattle...hit a solo home run in the first inning, his first career grand slam in the second and added a RBI double in the sixth.

**2009**—After spending the entire 2008 season with the A's, Barton split 2009 between Triple-A Sacramento and Oakland...hit .261 with nine home runs and 48 RBI in 70 games with the River Cats and .269

with three home runs and 24 RBI in 54 games with the A's... was batting .147 with a home run and three RBI with Oakland when he was placed on the 15-day disabled list July 28 retroactive to July 27 with a strained left hamstring... hit .302 with two home runs and 21 RBI in 37 games following his return... batted .212 with five extra base hits in Oakland compared to .333 with 11 extra base hits on the road... had more walks (26) than strikeouts (25)... hit .359 with 16 of his 24 RBI against American League West teams and .183 against everyone else... batted .324 with nine RBI in the eighth inning or later and .252 with 15 RBI over the first seven innings... had a .271 batting average with two of his three home runs and 16 of his 24 RBI with two strikes... hit .333 when leading off an inning... batted .231 against a pitcher the first time he saw him in a game and .339 after that... hit .192 with two outs and .306 with less than two outs... appeared in 51 games, including 46 starts, at first base and made just one error for a .998 fielding percentage... opened the season with the River Cats but was recalled by the A's June 8... hit .118 with one RBI in 12 games, four starts, before he was optioned back to Sacramento June 28... recalled for a second time July 20 and hit .176 with a home run and two RBI in five starts before going on the DL with the hamstring injury... made six rehab appearances with the A's affiliate in the Arizona Rookie League and one with Single-A Stockton before he was reinstated from the DL Aug. 21... started 37 of the A's final 42 games at first base... hit .310 with two home runs, 16 RBI and 19 runs scored in 24 games in September... drove in a run in six consecutive games from Sept. 20 to 26 (nine RBI total)... had his first career four-hit game Sept. 26 at Los Angeles... led Sacramento with nine hit by pitches and added 45 walks for a .386 on-base percentage... batted .184 with the bases empty and .368 with runners on (including .400 with runners in scoring position)... hit .273 with seven of his nine home runs against right-handed pitching and .239 against left-handers... committed four errors in 67 games at first base for a .994 fielding percentage... was batting .203 entering play May 18 when he hit his first home run of the season against Round Rock... went 24 for 77 (.312) with three home runs and 12 RBI over his next 20 games to earn his first promotion to Oakland June 8... was optioned back to Sacramento June 28 and hit .321 with six home runs, 16 RBI and 12 walks (.463 on-base percentage) in 15 games before returning to Oakland for good July 20... had a season best 13-game hitting streak over two stints with the River Cats from June 2 to July 7 (19 for 53, .358).

**2008**—Struggled in his first full season with the A's as he batted .226 with nine home runs and 47 RBI in 140 games... the average was third lowest in the American League and seventh lowest in Oakland history... also had the third lowest slugging percentage in the AL... led AL rookies in walks (65) and ranked third in triples (5)... the triples tied for third most by a rookie in Oakland history at the time and the walks tied for fifth most... led the A's in triples, sacrifice hits (6) and intentional walks (5)... his batting average included a .208 mark against right-handed pitching and .273 against lefties... hit .218 in night games, which was the lowest in the AL... batted under .200 in three months including .139 in May, .160 in July and .198 in August... hit at least .269 in the other three months, including .278 in April, .269 in June and .279 in September... compiled a .303 batting average when leading off an inning... hit eight of his nine home runs on the road and six came after the All-Star Break... made a team leading 124 starts at first base and committed 13 errors for a .988 fielding percentage... led AL first basemen in errors and lowest fielding percentage and tied for second in double plays (128)... his fielding percentage was the lowest by a first baseman in Oakland history and the errors tied for second most... was the A's Opening Day starter at first base March 25 against Boston in Tokyo and at the age of 22 years, 222 days, he was the A's youngest Opening Day starter since Eric Chavez started at third base in 2000 at the age of 22 years, 117 days... walked three times in the game to tie the Oakland Opening Day record for walks... went 0 for 4 in the A's Coliseum opener April 1 against Boston... that snapped a career opening streak of 20 consecutive games reaching base via hit or walk, which was the longest such streak to start a career in Oakland history... hit .139 in May, which was the second lowest May batting average in Oakland history to John Donaldson, who hit .134 in 1968... was batting .224 with three home runs and 25 RBI in 89 games before he was placed on the 15-day disabled list July 19 retroactive to July 14 with a neck strain... had an eight-game rehab assignment with Triple-A Sacramento and was reinstated from the DL Aug. 1... went 8 for 68 (.118) over his first 20 games following his return, but then hit .307 with four home runs and 15 RBI over his final 31 games... snapped a career long 0 for 20 streak with a RBI double in the sixth inning Sept. 16 against Los Angeles... made his Major League debut at third base Sept. 20 against Seattle... had surgery on his right hip Oct. 24.

**2007**—Spent the entire regular season at Triple-A Sacramento and also played for the River Cats in the first round of the Pacific Coast League playoffs before he was selected by Oakland Sept. 10... started all 18 games at first base for the A's following his promotion and batted .347 in his Major League debut...

of his 25 hits, 13 were for extra bases (nine doubles, four home runs) and he had a .639 slugging percentage...added 10 walks for a .429 on-base percentage...based on a minimum of 75 plate appearances, he had the third best single season batting average in Oakland history, the sixth best slugging percentage and the ninth best on-base percentage...reached base safely via hit or walk in all 18 of his games and had nine multiple hit games...hit .378 with three of his four home runs against right-handed pitching...batted .419 on the road...did not commit an error in 159 total chances at first base...made his ML debut Sept. 10 at Seattle and went 2 for 3 with a double and two walks...walked in his first two plate appearances before doubling off Ryan Feierabend in the sixth inning for his first ML hit...had nine hits in his first five games, which tied the Oakland record for most hits by a player in his first five ML games (Mitchell Page, 1977; Jeff Cox, 1980; and Ben Grieve, 1997)...hit his first ML home run Sept. 14 against Texas, a two-run shot off Kason Gabbard in the third inning...batted .293 with nine home runs and 70 RBI in 136 games with Sacramento...led the River Cats in games, runs (84), hits (151), doubles (38), RBI and walks (78)...tied for fourth among all Triple-A batters in walks (78)...led the A's farm system in hits...batted .304 with eight of his nine home runs against right-handed pitching...hit .321 before the All-Star break and .246 after the break...batted .454 with 14 doubles, two home runs and 20 RBI in 27 games in July...appeared in 115 games at first base, 18 at third base and five at designated hitter...had a grand slam and a season high five RBI May 3 at Las Vegas...had a 24-game hitting streak from June 5 to 29, which was the longest streak in the PCL in 2007...hit .490 during the streak with 14 doubles, two home runs, 20 RBI and 24 runs scored...that included a streak of 10 straight multiple hit games from June 15 to 25 (27 for 40, .675)...went 11 for 20 (.550) with four home runs and 10 RBI in five games against Salt Lake in the first round of the PCL playoffs before he was promoted to Oakland.

**2006**—Batted .259 with two home runs and 22 RBI in 43 games with Triple-A Sacramento...his season was cut short after fracturing the radial head of his left elbow in a game against Iowa May 23...batted .338 in 22 road games compared to .171 in 21 home games...hit .326 with runners in scoring position...hit .361 against left-handed pitching compared to .225 against right-handers...hit safely in 19 of his first 25 games, going 28 for 90 (.311)...went 10 for 57 (.175) over his next 18 games before going on the disabled list...played two games with the A's affiliate in the Arizona Rookie League Aug. 15 and 16 and went 1 for 5 with a double...batted .500 with three RBI in four games for Este in the Dominican Winter League...also hit .182 with a home run and three RBI in three playoff games.

**2005**—Split his season between Single-A Stockton and Double-A Midland and batted a combined .317 with 13 home runs and 89 RBI in 135 games...added 97 walks for a .426 on-base percentage...tied for fourth in all of Minor League Baseball in walks...tied for the best batting average in the A's farm system and ranked fourth in RBI...batted .380 with runners in scoring position and two outs...reached base safely via hit or walk in 123 of his 135 games...appeared in 113 games at first base, 20 at designated hitter and one each at catcher, third base, left field and right field...began the year at Stockton and hit .318 with eight home runs and 52 RBI in 79 games with the Ports...batted .404 with 24 RBI, 23 runs scored and 22 walks in 25 games in June...reached base safely via hit or walk in 40 consecutive games from May 3 to June 13...hit .306 with 37 walks for a .451 on-base percentage during the streak...was promoted to Midland July 4 and hit .316 with five home runs and 37 RBI in 56 games with the Rock-Hounds...played for the United States team in the Futures Game July 10 at Comerica Park and went 0 for 1...had a season best 20-game hitting streak from August 7 to 28 and batted .390 during the streak, which equaled the second longest hitting streak in the Texas League in 2005...then hit .303 with a home run and two RBI in nine postseason games to help Midland win the Texas League Championship...played for the Arizona Fall League Champion Phoenix Desert Dogs and hit .267 with one home run and 10 RBI in 24 games...tied for the AFL league lead in walks (21) and had a .429 on-base percentage.

**2004**—Was named to the Midwest League Postseason All-Star team at catcher while playing for Single-A Peoria...led the Midwest League in on-base percentage (.445), ranked third in batting (.313) and was fourth in slugging (.511)...his on-base percentage ranked second among all minor leaguers and his batting average ranked second among all minor league catchers...ranked fourth in the St. Louis farm system in batting and RBI (77)...also ranked fourth in the ML in walks (69) and fewest strikeouts per plate appearance (8.93)...appeared in just 90 games for Peoria, as he did not join the club until May 16, but led the team in RBI, walks, on-base percentage and slugging and tied for the team lead in home runs (13)...batted .409 with runners in scoring position...appeared in 52 games at catcher and tossed out 18 of 71 (25.4%) attempted base stealers...hit safely in each of his first 12 games from May 16 to 29, his longest hitting streak of the season (20 for 41, .488)...was named Midwest League Player of the Week

for the week of May 24-30...had his only two homer game of the season June 7 against Battle Creek... went 3 for 12 (.250) with two walks and two stolen bases in three playoff games for Peoria.

**2003**—Was the first round draft pick of St. Louis and signed June 10...was assigned to Johnson City of the Rookie Appalachian League...ranked third in the league in walks (37) and on-base percentage (.420)...batted .294 with four home runs and 29 RBI in 54 games...led Johnson City in walks and ranked second in on-base percentage...appeared in 37 games at catcher and tossed out 16 of 56 (28.6%) attempted base stealers...also appeared in six games at third base...hit .345 over his final 34 games.

## PERSONAL/MISCELLANEOUS

Daric W. Barton...graduated from Marina High School (Huntington Beach, CA) in 2003...hit .372 (29 for 78) with 10 home runs and 27 RBI as a senior.

## LIFETIME PLAYING RECORD

Year	Club	AVG.	G	AB	R	H	2B	3B	HR	RBI	SH	SF	HP	BB	SO	SB	CS	SLG	OBP	E
2003	Johnson City	.294	54	170	29	50	10	0	4	29	0	3	2	37	48	0	3	.424	.420	4
2004	Peoria	.313	90	313	63	98	23	0	13	77	0	3	8	69	44	4	4	.511	.445	11
2005	Stockton	.318	79	292	60	93	16	2	8	52	0	4	3	62	49	0	1	.469	.438	9
	Midland	.316	56	212	38	67	20	1	5	37	0	2	0	35	30	1	1	.491	.410	5
2006	Sacramento	.259	43	147	25	38	6	4	2	22	0	1	0	32	26	1	0	.395	.389	7
	Arizona A's	.200	2	5	1	1	1	0	0	2	0	0	0	0	0	0	0	.400	.200	0
2007	Sacramento	.293	136	516	84	151	38	5	9	70	0	4	6	78	69	3	4	.438	.389	17
	OAKLAND	.347	18	72	16	25	9	0	4	8	0	1	1	10	11	1	0	.639	.429	0
2008	OAKLAND	.226	140	446	59	101	17	5	9	47	6	3	3	65	99	2	1	.348	.327	13
	Sacramento	.194	8	31	4	6	0	0	1	3	0	0	0	2	0	0	0	.290	.242	0
2009	Sacramento	.261	70	253	48	66	21	1	9	48	2	4	9	45	43	1	0	.458	.386	4
	OAKLAND	.269	54	160	31	43	12	1	3	24	1	3	2	26	25	0	2	.413	.372	1
	Arizona A's	.278	6	18	3	5	1	0	1	3	0	0	0	6	4	0	0	.500	.458	0
	Stockton	.000	1	4	0	0	0	0	0	0	0	0	0	0	0	0	0	.000	.000	0
2010	OAKLAND	.273	159	556	79	152	33	5	10	57	12	5	3	110	102	7	3	.405	.393	10
2011	OAKLAND	.212	67	236	27	50	13	0	0	21	0	3	2	39	47	2	1	.267	.325	8
	Sacramento	.197	17	61	10	12	2	0	0	4	0	0	0	14	16	0	0	.230	.347	1
<b>ML Totals</b>		<b>.252</b>	<b>438</b>	<b>1470</b>	<b>212</b>	<b>371</b>	<b>84</b>	<b>11</b>	<b>26</b>	<b>157</b>	<b>19</b>	<b>15</b>	<b>11</b>	<b>250</b>	<b>284</b>	<b>12</b>	<b>7</b>	<b>.378</b>	<b>.362</b>	<b>32</b>

## CAREER TRANSACTIONS

**2003** — Selected by the St. Louis Cardinals organization in the 1st round (28th selection overall) of the First-Year Player Draft. **2004** — Traded to the Oakland Athletics with pitchers Kiko Calero and Dan Haren for pitcher Mark Mulder, December 18. **2008** — On disabled list, July 14 to 31; included rehabilitation assignment to Sacramento, July 24 to 31. **2009** — On disabled list, July 27 to August 20; included rehabilitation assignment to the Arizona A's, August 13 to 19, and Stockton, August 20. **2011** — On disabled list, September 2 to November 1.

## JIM "CATFISH" HUNTER AWARD

In 2004, the Oakland Athletics implemented the Jim "Catfish" Hunter Award, which is given annually to an A's player whose play on the field and conduct in the clubhouse best exemplifies the courageous, competitive and inspirational spirit demonstrated by the A's late Hall of Fame pitcher.

A native of Hertford, North Carolina, Hunter posted a 224-166 record to go along with a 3.26 ERA in his 15-year Major League career with the Kansas City/Oakland Athletics and New York Yankees. He holds Oakland's all-time career mark for wins (131) and won 20 or more games in five consecutive seasons (1971-75). In 1974, he won the American League's Cy Young Award after winning a career-high 25 games.

"Catfish" earned five World Series rings during his career and was 4-0 with one save in seven World Series appearances with the A's. An eight-time All-Star, he made his major league debut in 1965 with the Kansas City Athletics and did not miss a start until the 1977 season. He was inducted to the National Baseball Hall of Fame in 1987.

"Catfish" was diagnosed with amyotrophic lateral sclerosis (Lou Gehrig's Disease) in September of 1998 and died of complications from the disease on September 9, 1999 at the age of 53.

Winners of the Jim "Catfish" Hunter Award include Tim Hudson (2004), Mark Ellis (2005; 07), Jason Kendall (2006), Mike Sweeney (2008), Kurt Suzuki (2009), Ben Sheets (2010) and Josh Willingham (2011).



## VS. THE AMERICAN LEAGUE

2011					CAREER					
AVG.	AB	H	HR	RBI	vs. TEAM	AVG.	AB	H	HR	RBI
.190	21	4	0	1	Baltimore	.243	70	17	0	2
.350	20	7	0	5	Boston	.270	89	24	3	12
.323	31	10	0	5	Chicago	.281	96	27	0	14
.222	9	2	0	1	Cleveland	.303	99	30	1	8
.167	12	2	0	0	Detroit	.237	76	18	2	9
.167	18	3	0	3	Kansas City	.244	82	20	2	9
.111	27	3	0	3	Los Angeles	.257	210	54	4	23
.211	19	4	0	0	Minnesota	.167	108	18	2	9
.000	4	0	0	0	New York	.217	46	10	1	1
—	0	0	0	0	Oakland	—	0	0	0	0
.167	24	4	0	0	Seattle	.309	175	54	4	25
—	0	0	0	0	Tampa Bay	.280	50	14	1	8
.217	23	5	0	0	Texas	.244	160	39	5	18
.200	10	2	0	1	Toronto	.211	71	15	1	5

## VS. THE NATIONAL LEAGUE

2011					CAREER					
AVG.	AB	H	HR	RBI	vs. TEAM	AVG.	AB	H	HR	RBI
—	0	0	0	0	Arizona	.000	6	0	0	0
—	0	0	0	0	Atlanta	.167	6	1	0	1
—	0	0	0	0	Chicago	.308	13	4	0	1
—	0	0	0	0	Cincinnati	.273	11	3	0	0
—	0	0	0	0	Colorado	.333	3	1	0	0
—	0	0	0	0	Florida	.500	4	2	0	0
—	0	0	0	0	Houston	—	0	0	0	0
—	0	0	0	0	Los Angeles	.000	2	0	0	0
—	0	0	0	0	Milwaukee	—	0	0	0	0
.000	1	0	0	0	New York	.000	1	0	0	0
—	0	0	0	0	Philadelphia	.100	10	1	0	0
—	0	0	0	0	Pittsburgh	.364	11	4	0	6
—	0	0	0	0	St. Louis	.100	10	1	0	0
—	0	0	0	0	San Diego	.500	2	1	0	0
.235	17	4	0	2	San Francisco	.220	59	13	0	6
—	0	0	0	0	Washington	—	0	0	0	0

## MONTHLY BREAKDOWN

2011					CAREER					
AVG.	AB	H	HR	RBI	by MONTH	AVG.	AB	H	HR	RBI
—	0	0	0	0	March	.000	5	0	0	0
.209	91	19	0	5	April	.260	265	69	2	24
.204	98	20	0	8	May	.211	275	58	3	26
.234	47	11	0	8	June	.258	244	63	2	26
—	0	0	0	0	July	.220	123	27	2	11
—	0	0	0	0	August	.256	219	56	7	25
—	0	0	0	0	September	.287	317	91	8	37
—	0	0	0	0	October	.318	22	7	2	8

## BATTING BREAKDOWN

2011					CAREER					
AVG.	AB	H	HR	RBI	by CATEGORY	AVG.	AB	H	HR	RBI
.207	111	23	0	12	Home	.251	733	184	6	75
.216	125	27	0	9	Road	.254	737	187	20	82
.213	94	20	0	13	Day	.248	480	119	5	49
.211	142	30	0	8	Night	.255	990	252	21	108
.212	236	50	0	21	Pre-ASG	.236	850	201	8	79
—	0	0	0	0	Post-ASG	.274	620	170	18	78
.253	75	19	0	8	vs. LHP	.289	409	118	9	49
.193	161	31	0	13	vs. RHP	.238	1061	253	17	108
.245	53	13	0	20	RISP	.240	350	84	7	121
.000	3	0	0	5	Loaded	.194	31	6	1	32
.000	2	0	0	0	Pinch Hitter	.067	15	1	0	2
—	0	0	0	0	Designated Hitter	—	0	0	0	0

## BALLPARK BREAKDOWN

	AVG.	AB	H	HR	RBI
Angel Stadium	.270	111	30	2	15
AT&T Park	.235	34	8	0	4
Ballpark in Arlington	.261	69	18	4	8
Busch Stadium	.100	10	1	0	0
Camden Yards	.270	37	10	0	1
Chase Field	.000	6	0	0	0
Citi Field	.000	1	0	0	0
Comerica Park	.171	35	6	1	5
Dodger Stadium	.000	2	0	0	0
Fenway Park	.341	44	15	3	9
Kauffman Stadium	.297	37	11	2	5
Metrodome	.111	18	2	1	3
O.co Coliseum	.253	728	184	6	75
PETCO Park	.500	2	1	0	0
Progressive Field	.278	54	15	1	6
Rogers Centre	.180	50	9	1	4
Safeco Field	.293	99	29	3	13
Target Field	.182	33	6	0	1
Tokyo Dome	.000	5	0	0	0
Tropicana Field	.111	9	1	1	1
Turner Field	.167	6	1	0	1
U.S. Cellular Field	.264	53	14	0	4
Wrigley Field	.308	13	4	0	1
Yankee Stadium	.429	14	6	1	1

## FIELDING STATISTICS

### First Base

YEAR	PCT.	G	PO	A	E	TC	DP
2007	1.000	18	153	7	0	160	19
2008	.988	134	1021	73	13	1107	128
2009	.998	51	418	25	1	444	39
2010	.993	157	1404	78	10	1492	121
2011	.988	65	596	39	8	643	72
<b>Totals</b>	<b>.992</b>	<b>425</b>	<b>3592</b>	<b>222</b>	<b>32</b>	<b>3846</b>	<b>379</b>

### Third Base

YEAR	PCT.	G	PO	A	E	TC	DP
2008	1.000	1	1	1	0	2	1
<b>Totals</b>	<b>1.000</b>	<b>1</b>	<b>1</b>	<b>1</b>	<b>0</b>	<b>2</b>	<b>1</b>

## BARTON'S CAREER BESTS

**Hits:** 4 (twice), last: April 12, 2011 at Chicago (AL)  
**Home Runs:** 2, October 1, 2010 at Seattle  
**Runs Batted In:** 6, October 1, 2010 at Seattle  
**Stolen Bases:** 1 (12 times), last: June 10, 2011 at Chicago (AL)  
**Hitting Streak:** 11 (twice), last: August 17 to 28, 2010  
**Hitless Streak (At Bats):** 20 (twice), last: July 4 to 10, 2010  
**Grand Slams:** 1, October 1, 2010 at Seattle (Luke French).  
**Pinch-Hit Home Runs:** None.  
**Inside-The-Park Home Runs:** None.  
**Game Ending Home Runs:** None.  
**Lead Off Home Runs:** None

**LEFT-HANDED PITCHER****Height/Weight:** 6-3 / 200**Bats/Throws:** Left / Left**Birthdate:** November 4, 1982**Opening Day Age:** 29**Birthplace/Resides:** Melbourne, Australia / Melbourne, Australia**Major League Service:** 1 year, 42 days**Obtained:** Claimed off waivers from San Francisco, May 15, 2012**Contract Status:** First year of a one-year contract through 2012.**CAREER HIGHLIGHTS**

The 29-year-old southpaw returns to the United States after pitching in South Korea during the 2011 season...last played in the San Francisco organization in 2007, making 28 starts for Fresno...also played in parts of two seasons with Tacoma in 2004 and 2006...has represented Australia in the World Baseball Classic in 2007 and pitched in the Australian Baseball League this past offseason...pitched for the World team in the MLB Futures Game at U.S. Cellular Field in 2003, the same year he was named the Texas League Pitcher of the Year in 2003 after leading the league with 17 wins.

**2011 HIGHLIGHTS**

Pitched for the KIA Tigers of the Korean Baseball Organization...appeared in 25 games with the Tigers, including 22 starts, and posted a 7-5 record with a 3.48 ERA.

**CAREER**

**2010**—Pitched in four different leagues...including 15 appearances, four starts, for the Sacramento River Cats.

**2009**—Pitched for the Reno Aces in their inaugural season...recorded 101 strikeouts in 111.1 innings...went 4-7 with a 4.85 ERA over 38 games, 12 starts.

**2008**—Made his first 21 appearances of the season as a starter for Triple-A Lehigh Valley, going 5-9 with a 5.47 ERA...was 0-1 with a 5.02 ERA in seven relief appearances...struck out a season-high nine batters April 7 at Pawtucket, suffering the loss by allowing four runs on four hits with a walk over 5.0 innings...earned his first win of the season June 3 at Indianapolis, allowing one run on six hits over 6.0 innings with a walk and five strikeouts...tossed a season-high 8.0 innings June 19 at Charlotte to earn the victory, allowing two runs off five hits with four walks and six strikeouts...went 2-3 with a 4.24 ERA in 12 games, 10 starts, for Aguilas in the Mexican Winter League...struck out 55 and walked 19.

**2007**—Had a 3.67 ERA in 24 of his 28 starts for Triple-A Fresno...had a 16.34 ERA in the other four...pitched at least 6.0 innings in 19 of his 28 starts...was recalled by San Francisco Sept. 21 and made two starts for the Giants...collected his first big league hit Sept. 29 at Los Angeles (NL) off Chad Billingsley.

**2006**—Pitched at least 6.0 innings in 13 of his 25 starts and allowed two earned runs or less in 14 of the 25 for Double-A San Antonio...promoted to Triple-A Tacoma Aug. 19 and made two starts...finished the year by allowing one hit over 6.0 innings Aug. 31 vs. Salt Lake.

**2005**—Had surgery Feb. 8 to repair two small tears in the labrum of his left shoulder (Dr. Lewis Yocum)...spent the entire season on the disabled list.

**2004**—Led Triple-A Tacoma in wins and strikeouts...named Pacific Coast League Pitcher of the Week for the week of May 21-27...recalled by Seattle July 1 and won his Major League debut that night against Texas...allowed four runs on six hits in 5.2 innings...optioned to Tacoma Aug. 1...ended the season on the DL (left shoulder tendinitis).

**2003**—Named the Texas League Pitcher of the Year after leading the league in wins...also ranked second in ERA and fourth in strikeouts and innings...his 17 wins were the most by a Texas League pitcher since 1978, when Jeff Reardon of the Jackson Mets won 17...had a season-high 11 strikeouts June 2 vs. Arkansas...participated in the Texas League All-Star Game and was named to the postseason All-Star Team...pitched for the World squad in the 2003 MLB Futures Game on July 15 at U.S. Cellular Field... named Seattle's Minor League Pitcher of the Year and received the 2003 John Ellis Award for his community involvement.

**2002**—Finished second among Seattle minor leaguers in strikeouts for Single-A San Bernardino...had a career-high 14 strikeouts July 19 against San Jose in 8.0 innings pitched.

**2001**—Began his professional career with Rookie League Everett and held opponents to a .211 batting average...had a season-high 13 strikeouts July 23 at Tri-Cities in 7.0 innings pitched.

## PERSONAL/MISCELLANEOUS

Travis Jarrod Blackley...graduated from Cheltenham High School (Cheltenham, Australia).

### LIFETIME PITCHING RECORD

Year	Club	W	L	ERA	G	GS	CG	SHO	SV	IP	H	R	ER	HR	HB	BB	IBB	SO	WP	BK
2001	Everett	6	1	3.52	14	14	0	0	0	78.2	60	34	29	7	1	29	0	90	3	0
2002	San Bernardino	5	9	3.49	21	20	1	0	0	121.1	102	52	47	11	7	44	0	152	11	2
2003	San Antonio	17	3	2.61	27	27	0	0	0	162.1	125	55	47	11	6	62	0	144	9	2
2004	Tacoma	8	6	3.83	19	18	2	2	0	110.1	100	49	47	14	3	47	0	80	9	3
	SEATTLE	1	3	10.04	6	6	0	0	0	26.0	35	31	29	9	1	22	0	16	3	1
2005										(Injured — Did Not Pitch)										
2006	San Antonio	8	11	4.06	25	25	0	0	0	144.0	139	77	65	18	15	45	2	100	11	1
	Tacoma	1	1	4.09	2	2	0	0	0	11.0	10	5	5	2	0	5	0	5	0	0
2007	Fresno	10	8	4.66	28	28	0	0	0	162.1	156	87	84	21	7	68	0	121	14	1
	SAN FRANCISCO	0	0	7.27	2	2	0	0	0	8.2	10	7	7	2	0	5	0	5	0	1
2008	Lehigh Valley	5	10	5.41	28	21	0	0	0	123.0	132	75	74	15	6	59	1	87	11	0
2009	Reno	4	7	4.85	38	12	0	0	0	111.1	133	65	60	11	7	38	1	101	7	1
2010	Buffalo	0	0	8.53	4	0	0	0	0	6.1	6	6	6	2	0	7	0	4	2	0
	Chihuahua (Mex)	0	1	15.88	2	1	0	0	0	5.2	10	10	10	0	0	5	0	4	4	0
	Sacramento	2	1	2.52	15	4	0	0	0	35.2	31	10	10	2	2	22	1	35	1	1
	Stockton	0	0	1.80	2	2	0	0	0	5.0	3	1	1	0	0	0	0	2	2	0
2011	Kia (Korea)	7	5	3.48	25	22	1	1	0	126.2	120	59	49	13	3	62	0	115	12	3
	<b>AL Totals</b>	<b>1</b>	<b>3</b>	<b>10.04</b>	<b>6</b>	<b>6</b>	<b>0</b>	<b>0</b>	<b>0</b>	<b>26.0</b>	<b>35</b>	<b>31</b>	<b>29</b>	<b>9</b>	<b>1</b>	<b>22</b>	<b>0</b>	<b>16</b>	<b>3</b>	<b>1</b>
	<b>NL Totals</b>	<b>0</b>	<b>0</b>	<b>7.27</b>	<b>2</b>	<b>2</b>	<b>0</b>	<b>0</b>	<b>0</b>	<b>8.2</b>	<b>10</b>	<b>7</b>	<b>7</b>	<b>2</b>	<b>0</b>	<b>5</b>	<b>0</b>	<b>5</b>	<b>0</b>	<b>1</b>
	<b>ML Totals</b>	<b>1</b>	<b>3</b>	<b>9.35</b>	<b>8</b>	<b>8</b>	<b>0</b>	<b>0</b>	<b>0</b>	<b>34.2</b>	<b>45</b>	<b>38</b>	<b>36</b>	<b>11</b>	<b>1</b>	<b>27</b>	<b>0</b>	<b>21</b>	<b>3</b>	<b>2</b>

### CAREER TRANSACTIONS

**2000** — Signed by the Seattle Mariners organization as a non-drafted free agent, October 29. **2005** — On the disabled list, March 3 to October 30. **2007** — Traded to the San Francisco Giants for outfielder Jason Ellison, April 1. Selected by the Philadelphia Phillies in the Rule 5 draft, December 6. **2008** — Elected free agency, October 14; signed by the Arizona Diamondbacks, December 19. **2009** — Elected free agency, October 5. **2010** — Signed by the New York Mets to a minor league contract, March 6. Released, May 1; signed by the Oakland Athletic to a minor league contract, May 14. Released, December 20. **2012** — Signed by the San Francisco Giants to a minor league contract, February 19. Claimed off waivers by the Oakland Athletics, May 15.

### WORLD BASEBALL CLASSIC RECORD

Year	Club	W	L	ERA	G	GS	CG	SHO	SV	IP	H	R	ER	HR	HB	BB	IBB	SO	WP	BK
2009	Australia	0	0	1.59	1	1	0	0	0	5.2	5	1	1	0	0	2	0	4	0	1

## VS. THE AMERICAN LEAGUE

2011		CAREER												
ERA	W	L	S	G	IP	ER	vs. TEAM	ERA	W	L	S	G	IP	ER
—	0	0	0	0	0.0	0	Cleveland	31.50	0	1	0	1	2.0	7
—	0	0	0	0	0.0	0	Los Angeles	8.31	0	0	0	1	4.1	4
—	0	0	0	0	0.0	0	Oakland	9.00	0	1	0	2	9.0	9
—	0	0	0	0	0.0	0	Texas	6.35	1	0	0	1	5.2	4
—	0	0	0	0	0.0	0	Toronto	9.00	0	1	0	1	5.0	5

## VS. THE NATIONAL LEAGUE

2011		CAREER												
ERA	W	L	S	G	IP	ER	vs. TEAM	ERA	W	L	S	G	IP	ER
—	0	0	0	0	0.0	0	Cincinnati	3.60	0	0	0	1	5.0	2
—	0	0	0	0	0.0	0	Los Angeles	12.27	0	0	0	1	3.2	5

## MONTHLY BREAKDOWN

2011		CAREER												
ERA	W	L	S	G	IP	ER	by MONTH	ERA	W	L	S	G	IP	ER
—	0	0	0	0	0.0	0	July	10.04	1	3	0	6	26.0	29
—	0	0	0	0	0.0	0	September	7.27	0	0	0	2	8.2	7

## PITCHING BREAKDOWN

2011		CAREER												
ERA	W	L	S	G	IP	ER	by CATEGORY	ERA	W	L	S	G	IP	ER
—	0	0	0	0	0.0	0	Home	8.15	1	1	0	4	17.2	16
—	0	0	0	0	0.0	0	Road	10.59	0	2	0	4	17.0	20
—	0	0	0	0	0.0	0	Day	6.00	1	0	0	3	15.0	10
—	0	0	0	0	0.0	0	Night	11.90	0	3	0	5	19.2	26
—	0	0	0	0	0.0	0	Pre-All Star	7.59	1	1	0	2	10.2	9
—	0	0	0	0	0.0	0	Post-All Star	10.13	0	2	0	6	24.0	27
—	0	0	0	0	0.0	0	Starter	9.35	1	3	0	8	34.2	36
—	0	0	0	0	0.0	0	Reliever	—	0	0	0	0	0.0	0

## BALLPARK BREAKDOWN


	ERA	W	L	S	G	IP	ER
Angel Stadium	8.31	0	0	0	1	4.1	4
AT&T Park	3.60	0	0	0	1	5.0	2
Dodger Stadium	12.27	0	0	0	1	3.2	5
O.co Coliseum	13.50	0	1	0	1	4.0	6
Rogers Centre	9.00	0	1	0	1	5.0	5
Safeco Field	9.95	1	1	0	3	12.2	14

## FIELDING STATISTICS

Pitcher	Year	Pct.	G	PO	A	E	TC	DP
	2004	1.000	6	2	4	0	6	0
	2007	—	2	0	0	0	0	0
<b>Totals</b>	<b>1.000</b>	<b>8</b>	<b>2</b>	<b>4</b>	<b>0</b>	<b>6</b>	<b>0</b>	<b>0</b>

## BLACKLEY'S CAREER BESTS

**Low Hit Complete Game:** None  
**Innings Pitched:** 5.2, July 1, 2004 at Texas  
**Strikeouts:** 5 (twice), last: September 23, 2007 vs. Cincinnati  
**Longest Winning Streak:** 1, July 1, 2004  
**Longest Losing Streak:** 3, July 7, 2004 to present  
**Longest Scoreless Streak:** 6.0, September 23 to 29, 2007



## LEFT-HANDED PITCHER

**Height/Weight:** 6-6 / 175

**Bats/Throws:** Left / Left

**Birthdate:** September 6, 1983

**Opening Day Age:** 28

**Birthplace/Resides:** Johnson City, Tennessee / Swanton, Ohio

**Major League Service:** 2 years, 81 days

**Obtained:** Acquired from the Chicago Cubs with Rob Bowen in exchange for Jason Kendall and cash, July 16, 2007

**Contract Status:** First year of a one-year contract through 2012.

## CAREER HIGHLIGHTS

Has a 3.75 ERA in 151 games over five seasons with the A's...made 26 appearances over six stints with the A's in 2011 after spending his first full season at the Major League level in 2010 when he appeared in 63 games...pitched in 62 games with the A's over the previous three seasons...made his Major League debut with six games in 2007, pitched in 36 games over the final three months of 2008 and had 20 outings over three stints in 2009...was originally drafted by the Cubs in the 17th round of the 2004 draft, but was traded to the A's organization midway through the 2007 season as part of the Jason Kendall trade...has 409 strikeouts in 352.0 career minor league innings (10.46 per nine innings)...was named to the Northwest League postseason All-Star team in his first professional season in 2004 while pitching for Boise.

## 2011 HIGHLIGHTS

Was on the A's Opening Day roster but had six stints with Oakland in 2011...had no decisions, a 2.86 ERA and .235 opponents batting average in 26 appearances...the ERA was the lowest of his career but he allowed 8 of 14 (57.1%) inherited runners to score, which was the highest percentage of his career...compiled a 4.40 ERA in 15 games before the All-Star Break and a 1.29 ERA in 11 appearances after the break...walked 13 batters in 14.1 innings before the break, just one in 14.0 innings after the break...his opponents batting average included a .220 (13 for 59) mark against right-handed hitters compared to .256 (11 for 43) against left-handers...allowed both of his home runs to lefties...opponents hit .167 with the bases empty, .313 with runners on (including .313 with runners in scoring position)...they were also 2-for-2 with a walk and six RBI with the bases loaded...first batters faced were 6-for-23 (.261) with three walks...posted a 1.54 ERA in 11 appearances at home compared to 3.78 in 15 outings on the road...had a 1.74 ERA in 10 games during the day and a 3.50 ERA in 16 night games...compiled a 1.35 ERA in the eighth inning or later, 6.48 in the seventh inning or earlier...tied for sixth among American League relievers in triples allowed (2) and tied for eighth in unearned runs (5)...did not allow a run in his only appearance against Kansas City (2.0 ip) and has not allowed a run in 12 career games against the Royals (11.0 ip)...tossed at least one inning in 16 of his 26 outings, including two or more eight times.

**OAKLAND:** Began the season with the A's, posting a 4.61 ERA and .250 opponents batting average in 14 games during his first stint...struck out a season-high three batters and tossed 2.0 scoreless innings April 3 against Seattle...compiled a 6.23 ERA and allowed all six of his inherited runners to score over a five-game span from April 10-22...pitched a season-high 2.1 innings April 12 at Chicago...yielded a season-high three runs, all of which were unearned, April 30 against Texas...was optioned to Sacramento May 11 and each of his next four stints lasted three days or fewer...appeared in just one game during each of his stints from May 20-22, July 16-18 and July 30 to Aug. 1...joined the A's Aug. 26 in Boston for his fifth stint, pitching twice (3.00 ERA) before he was sent down between games of the doubleheader Aug. 27...returned for the final time Aug. 31 and did not allow a run in his final seven appearances (7.0 ip, 3 h, 0 bb, 6 so), retiring 21 of the 25 batters he faced...finished the season with a 9.0 inning scoreless streak, which was two-thirds of an inning short of his career high...matched his season-high with three strikeouts and retired all six batters he faced Aug. 31 at Cleveland...set down six of seven in his next outing Sept. 6 against Kansas City.

**SACRAMENTO:** Was 2-0 with a 4.85 ERA in 27 relief appearances with Sacramento...allowed a .227 opponents batting average, which broke down to .188 (9 for 48) against left-handed hitters and .258 (16 for 62) against right-handers...surrendered all three of his home runs to righties...struck out 35 in 29.2

innings, an average of 10.62 per nine innings...had a .143 opponents batting average with the bases empty, .340 with runners on...opponents hit .409 with runners in scoring position and two outs...posted a 0.77 ERA in 10 appearances at home, compared to 7.50 in 17 games on the road...allowed all three of his home runs on the road...allowed 2 of 12 (16.7%) inherited runners to score...tagged for seven runs on seven hits in 4.0 innings in three appearances during his first stint with the River Cats from May 11-19 (15.75 ERA), including a season-high four runs in 0.2 innings May 17 at Nashville...finished May with a 14.14 ERA but did not allow a run in seven appearances in June (9.1 ip, 2 h, 2 bb, 12 so)...had a 13-game, 15.1-inning scoreless streak from June 1 to July 27...opponents were 6-for-50 (.120) with two walks during the streak...posted a 4.26 ERA in seven appearances during his final stint with Sacramento from Aug. 3-25.

## CAREER

**2010**—The 2010 season was his fourth in the majors but it marked the first time he spent the entire year at the big league level...was 2-1 with a save and a 3.70 ERA in a career-high 63 appearances...the save was the first of his career...allowed seven home runs in 48.2 innings after yielding five home runs in 64.2 innings over his first three seasons combined...four of the seven home runs came against the first batter he faced in an outing, which tied for the American League lead...allowed 12 of 34 (35.3%) inherited runners to score, which was the sixth highest percentage in the AL, and first batters faced were 15 for 59 (.254) with four walks...yielded a .274 opponents batting average, including .231 against left-handed hitters and .311 against right-handers...issued 14 of his 18 walks and allowed five of his seven home runs to righties...had a 5.00 ERA in 38 outings on one day of rest or less compared to a 2.08 ERA in 25 appearances with two days or rest or more...posted a 2.37 ERA and .248 opponents batting average in 41 games at night compared to an 8.44 ERA and .354 opponents average in 22 outings during the day...tossed fewer than one inning in 34 of his 63 outings...tossed a season-high 2.0 scoreless innings in his first outing April 5 against Seattle, a mark he would match May 26 at Baltimore and Aug. 30 at New York...picked up both of his wins over his first seven games of the season, April 7 against Seattle and April 17 against Baltimore...allowed a season-high three runs on a season-high three hits in 0.2 innings May 15 at Los Angeles...that started an eight-batter stretch through May 18 where the opposition went 7-for-7 with a sacrifice hit and scored five runs...finished May with a 7.71 ERA and .406 opponents batting average...struck out a career-high tying four batters in 2.0 innings May 26 at Baltimore (also Sept. 24, 2009 vs. Texas)...issued a career-high three walks and was charged with the loss June 17 at Chicago (NL)...had a career-high tying 9.2 inning scoreless streak over a 13-game stretch from June 25 to July 23 (6 h, 0 bb, 9 so)...made his 100th career appearance July 7 against New York when he tossed a scoreless seventh inning...posted a 1.00 ERA with no walks in 13 games in July (9.0 ip)...was charged with his only blown save of the season Aug. 18 against Toronto when he entered the game with the bases loaded and a 4-2 lead, and allowed a two-run single to Lewis...came back the next day to retire the side in order in the ninth inning of the A's 4-3 win over Tampa Bay for his first Major League save...tossed a career-high 43 pitches over 2.0 shutout innings Aug. 30 at New York...hurled a scoreless sixth inning Sept. 15 at Kansas City but that would be his last outing of the season due to a left shoulder strain...had surgery to repair a labrum tear in his left hip following the season.

**2009**—Made the A's Opening Day roster for the first time and had three stints with Oakland, compiling a 4.84 ERA in 20 relief appearances...posted a 12.46 ERA in five relief appearances over his first two stints but returned when rosters expanded in September to compile a 3.00 ERA in 15 appearances...allowed a .229 batting average overall, including .218 against right-handed hitters and .250 against left-handers...yielded a .190 average with runners in scoring position...posted a 0.90 ERA and .147 opponents average in 11 outings at night and had an 8.03 ERA and .286 opponents average in nine day games...owned a 2.70 ERA and .167 opponents batting average in seven outings on the road and a 5.74 ERA and .254 opponents average in 13 appearances in Oakland...allowed 2 of 9 (22.2%) inherited runners to score and first batters faced were 4 for 18 (.222) with a pair of walks...was on the A's Opening Day roster and was optioned to Triple-A Sacramento April 18 after allowing four runs on two hits and three walks in his first two outings...was recalled May 4 and allowed two runs on five hits in 3.2 innings (4.91 ERA) over three outings before being sent back to Sacramento May 14...returned for the final time when rosters expanded on Sept. 1...did not allow a run over his first five outings in September (5.2 ip) but then yielded at least one run in five of his final 10 outings (4.38 ERA)...retired 22 of 23 batters from Sept. 20 to Oct. 2, including 13 by strikeout...struck out a career-high four in 2.0 perfect innings Sept. 24 against Texas...was 5-3 with two saves and a 3.84 ERA in 45 relief appearances with Sacramento...allowed a .271 batting average, including .263 by right-handers and .286 by left-handers...yielded four



of his five home runs to righties...opponents batted .235 with runners in scoring position, including .189 with RISP and two outs...allowed 7 of 29 (24.1%) inherited runners to score and converted 2 of 6 (33.3%) save opportunities...had a 2.76 ERA and .209 opponents batting average in 24 outings at home and a 4.99 ERA and .328 opponents average in 21 appearances on the road...had a 3.72 ERA during his first stint with Sacramento...returned for his second stint following his May 14 option...had a season-best 10.0 inning scoreless streak over a seven game stretch from May 29 to June 14...finished June with a 2-0 record and a 1.32 ERA in 10 relief appearances...recorded his only two saves in back-to-back outings Aug. 15 and 17 at Memphis.

**2008**—Spent the first three months of the season at Triple-A Sacramento where he was 2-2 with a 2.78 ERA and 10 saves in 28 relief appearances...was promoted to Oakland July 4 and spent the remainder of the season with the A's, going 1-3 with a 3.11 ERA in 36 relief appearances...allowed a .230 opponents batting average with Oakland, which included a .193 mark against left-handed hitters and .256 against right-handers...allowed both of his home runs against righties and had a .402 slugging percentage against righties and .228 against lefties...allowed 5 of 24 (20.8%) inherited runners to score but first batters faced were 10 for 31 (.323) with three walks...yielded a .271 batting average with the bases empty and .188 with runners on base...including .179 with runners in scoring position...did not allow a run in 12 outings on no days rest (10.0 ip)...had a 0.81 ERA in 21 outings on one day rest or less and a 6.46 ERA in his other 15 outings...compiled a 0.98 ERA and .133 opponents batting average in 17 outings in Oakland...had a 1.69 ERA in 15 games during the day...was recalled from Sacramento July 4 and did not allow a run over his first eight games and 9.1 innings...that extended his career best scoreless streak to 9.2 innings dating back to 2007...picked up his first Major League win July 27 against Texas, when he tossed 1.1 scoreless innings in a 6-5 A's win...did not allow a run in 12 of his first 13 outings and had a 0.66 ERA at the conclusion of play Aug. 1...then allowed nine runs over his next eight outings through Aug. 22 for a 6.97 ERA...including Aug. 17 against Chicago when he tossed a career high 2.2 scoreless innings and retired all seven batters that he faced...allowed all three of his inherited runners to score over his final four games after allowing just 2 of his first 21 to score (9.5%)...converted 10 of 11 (90.9%) save opportunities in 28 appearances with Sacramento and led the River Cats in saves...struck out 36 batters and walked just six in 32.1 innings...allowed a .244 opponents batting average, which included a .235 mark by right-handed hitters and .262 by left-handers...allowed 2 of 10 (20.0%) inherited runners to score...posted a 1.72 ERA over his final 26 minor league appearances...had a 1.46 ERA in 10 appearances in May and a 1.86 ERA and .147 opponents batting average in nine outings in June.

**2007**—Began the season with Single-A Daytona of the Florida State League in the Chicago Cubs organization but finished it in the Major Leagues with Oakland...had a loss and a 9.64 ERA in six relief appearances with the A's and allowed a .348 opponents batting average...left-handed hitters were 3 for 9 (.333) and right-handers were 5 for 14 (.357)...stranded all three of his inherited runners and first batters faced were 2 for 6 (.333)...was selected from Triple-A Sacramento Sept. 15 after the River Cats won the Pacific Coast League Championship and made his ML debut with Oakland Sept. 16 against Texas...entered the game in the ninth inning with the A's trailing 11-9 and retired the side in order...struck out the first batter he faced, David Murphy...was a combined 5-5 with a 1.63 ERA in 56 relief appearances with four minor league teams in two different organizations...converted all 10 of his save opportunities and allowed 5 of 25 (20.0%) inherited runners to score...walked just 18 and struck out 102 in 77.1 innings...had a strikeout to walk ratio of 5.67 and averaged 11.87 strikeouts per nine innings...yielded just three home runs, or one every 25.8 innings...allowed a .200 opponents batting average, including .197 with runners in scoring position...was acquired by the A's from the Chicago Cubs along with Rob Bowen in exchange for Jason Kendall and cash considerations July 16...was assigned to Double-A Midland following the trade and was 1-3 with a save and a 3.32 ERA in 17 relief appearances with the RockHounds...was promoted to Triple-A Sacramento Aug. 31 and made one regular season appearance with the River Cats...then went 1-0 with two saves in four postseason appearances for Sacramento and did not allow a run in 9.0 innings (4 h, 2 bb)...struck out 20 of the 33 batters he faced...did not allow a run over his final 17.2 minor league innings...began the season at Single-A Daytona in the Cubs organization and was 1-0 with six saves and a 0.38 ERA in 15 appearances...was promoted to Double-A Tennessee May 17 and was 2-2 with three saves and a 1.53 ERA in 23 appearances with the Smokies.

**2006**—Combined for a 1-3 record, two saves and a 6.13 ERA in 29 games with Single-A Daytona, short season Single-A Boise and Double-A West Tenn...allowed a .301 opponents batting average, which included a .288 mark against right-handed hitters and .341 against left-handers...allowed a .190 batting

average with runners in scoring position and two outs...began the year in extended spring training and was sent to Daytona May 23...was 0-1 with a save and a 9.00 ERA in eight relief appearances with the Cubs...was transferred to Boise of the Northwest League June 18 and was 1-2 with a 6.04 ERA in 16 games...was promoted to West Tenn Aug. 23 and ended up posting his best numbers in his Double-A debut...had one save and compiled a 1.42 ERA in five relief appearances with the Diamond Jaxx.

**2005**—Spent the entire season at Single-A Peoria and was 3-7 with 14 saves a 5.54 ERA in 48 games, including two starts...finished third in the Cubs farm system in saves and was second among Midwest League relievers with 12.21 strikeouts per nine innings...struck out 96 batters in 76.1 innings overall (11.32 per nine innings)...led Peoria in appearances and saves...converted 14 of 19 (73.7%) save opportunities...allowed a .260 opponents batting average, which included a .246 mark against left-handed hitters and .263 against right-handers...picked up the win in his first professional start July 27 in the second game of a doubleheader against Daytona (5.0 ip, 3 h, 1 r, 1 er, 1 bb, 5 so).

**2004**—Made his professional debut at Single-A Boise of the Northwest League and was 6-1 with five saves and a 1.62 ERA in 23 relief appearances...named to the NWL Postseason All-Star Team...tied for the Hawks team lead in wins and saves...held the opposition to a .145 batting average...allowed just one home run in 33.1 innings and struck out 42, an average of 11.34 per nine innings...did not allow a run over his final 15 regular season outings (22.2 ip)...then had three saves in three post season appearances (3.1 ip, 3 h, 1 r, 1 bb, 4 so) as Boise swept Vancouver in the best of five NWL Championship Series.

### PERSONAL/MISCELLANEOUS

Jerry Blevins was originally signed by Cubs scout Brian Williams...graduated from the University of Dayton...supports the A's Home Run Readers Program...pitched for the 2007 USA World Cup team that won the gold medal in Chinese Taipei.

### LIFETIME PITCHING RECORD

Year	Club	W	L	ERA	G	GS	CG	SHO	SV	IP	H	R	ER	HR	HB	BB	IBB	SO	WP	BK
2004	Boise	6	1	1.62	23	0	0	0	5	33.1	17	7	6	1	3	21	1	42	2	0
2005	Peoria	3	7	5.54	48	2	0	0	14	76.1	75	51	47	6	5	38	0	96	5	0
2006	Daytona	0	1	9.00	8	0	0	0	1	11.0	18	12	11	0	1	4	0	9	0	1
	Boise	1	2	6.04	16	0	0	0	0	22.1	27	22	15	3	3	8	0	19	1	0
	West Tenn	0	0	1.42	5	0	0	0	1	6.1	5	1	1	0	1	1	0	8	0	0
2007	Daytona	1	0	0.38	15	0	0	0	6	23.2	13	1	1	0	1	5	2	32	0	0
	Tennessee	2	2	1.53	23	0	0	0	3	29.1	23	5	5	1	1	8	1	37	1	0
	Midland	1	3	3.32	17	0	0	0	1	21.2	18	10	8	2	0	5	1	29	2	0
	Sacramento	1	0	0.00	1	0	0	0	0	2.2	1	0	0	0	0	0	0	4	0	0
	OAKLAND	0	1	9.64	6	0	0	0	0	4.2	8	6	5	1	0	2	0	3	0	0
2008	Sacramento	2	2	2.78	28	0	0	0	10	32.1	31	16	10	3	2	6	1	36	2	0
	OAKLAND	1	3	3.11	36	0	0	0	0	37.2	32	14	13	2	3	13	2	35	0	0
2009	Sacramento	5	3	3.84	45	0	0	0	2	63.1	65	28	27	5	4	18	4	62	3	0
	OAKLAND	0	0	4.84	20	0	0	0	0	22.1	19	12	12	2	0	6	1	23	0	0
2010	OAKLAND	2	1	3.70	63	0	0	0	1	48.2	54	20	20	7	1	18	1	46	0	0
2011	OAKLAND	0	0	2.86	26	0	0	0	0	28.1	24	14	9	2	1	14	1	26	0	0
	Sacramento	2	0	4.85	27	0	0	0	0	29.2	25	16	16	3	1	7	0	35	1	0
<b>ML Totals</b>		<b>3</b>	<b>5</b>	<b>3.75</b>	<b>151</b>	<b>0</b>	<b>0</b>	<b>0</b>	<b>1</b>	<b>141.2</b>	<b>137</b>	<b>66</b>	<b>59</b>	<b>14</b>	<b>5</b>	<b>53</b>	<b>5</b>	<b>133</b>	<b>0</b>	<b>0</b>

### CAREER TRANSACTIONS

**2004** — Selected by the Chicago Cubs organization in the 17th round of the First-Year Player Draft. **2007** — Traded to the Oakland Athletics with catcher Rob Bowen in exchange for Jason Kendall and cash, July 16.

## VS. THE AMERICAN LEAGUE

2011		CAREER												
ERA	W	L	S	G	IP	ER	vs. TEAM	ERA	W	L	S	G	IP	ER
—	0	0	0	0	0.0	0	Baltimore	1.29	1	0	0	6	7.0	1
4.50	0	0	0	3	4.0	2	Boston	9.64	0	1	0	11	9.1	10
0.00	0	0	0	1	2.1	0	Chicago	1.64	0	0	0	9	11.0	2
0.00	0	0	0	2	2.1	0	Cleveland	2.45	0	0	0	10	11.0	3
0.00	0	0	0	1	0.2	0	Detroit	8.10	0	0	0	4	3.1	3
0.00	0	0	0	1	2.0	0	Kansas City	0.00	0	0	0	12	11.0	0
1.69	0	0	0	5	5.1	1	Los Angeles	3.71	0	0	0	18	17.0	7
27.00	0	0	0	1	0.1	1	Minnesota	4.50	0	0	0	9	8.0	4
—	0	0	0	0	0.0	0	New York	1.13	0	0	0	7	8.0	1
—	0	0	0	0	0.0	0	Oakland	—	0	0	0	0	0.0	0
4.76	0	0	0	5	5.2	3	Seattle	6.41	1	1	0	23	19.2	14
—	0	0	0	0	0.0	0	Tampa Bay	1.17	0	0	1	8	7.2	1
4.50	0	0	0	5	4.0	2	Texas	2.45	1	1	0	20	18.1	5
0.00	0	0	0	1	1.0	0	Toronto	9.00	0	1	0	6	6.0	6

## VS. THE NATIONAL LEAGUE

2011		CAREER												
ERA	W	L	S	G	IP	ER	vs. TEAM	ERA	W	L	S	G	IP	ER
—	0	0	0	0	0.0	0	Chicago	13.50	0	1	0	2	0.2	1
—	0	0	0	0	0.0	0	Cincinnati	INF	0	0	0	1	0.0	1
—	0	0	0	0	0.0	0	Pittsburgh	0.00	0	0	0	1	1.0	0
0.00	0	0	0	1	0.2	0	San Francisco	0.00	0	0	0	4	2.2	0

## MONTHLY BREAKDOWN

2011		CAREER												
ERA	W	L	S	G	IP	ER	by MONTH	ERA	W	L	S	G	IP	ER
4.09	0	0	0	11	11.0	5	April	5.24	2	0	0	23	22.1	13
5.40	0	0	0	4	3.1	2	May	6.43	0	0	0	18	14.0	10
—	0	0	0	0	0.0	0	June	3.24	0	1	0	12	8.1	3
0.00	0	0	0	1	2.0	0	July	0.76	1	1	0	26	23.2	2
2.57	0	0	0	4	7.0	2	August	4.02	0	2	1	28	31.1	14
0.00	0	0	0	6	5.0	0	September	3.40	0	1	0	42	39.2	15
—	0	0	0	0	0.0	0	October	7.71	0	0	0	2	2.1	2

## PITCHING BREAKDOWN

2011		CAREER												
ERA	W	L	S	G	IP	ER	by CATEGORY	ERA	W	L	S	G	IP	ER
1.54	0	0	0	11	11.2	2	Home	3.27	3	1	1	76	71.2	26
3.78	0	0	0	15	16.2	7	Road	4.24	0	4	0	75	70.0	33
1.74	0	0	0	10	10.1	2	Day	4.76	2	1	0	58	51.0	27
3.50	0	0	0	16	18.0	7	Night	3.18	1	4	1	93	90.2	32
4.40	0	0	0	15	14.1	7	Pre-ASG	4.33	2	1	0	63	54.0	26
1.29	0	0	0	11	14.0	2	Post-ASG	3.39	1	4	1	88	87.2	33
—	0	0	0	0	0.0	0	Starter	—	0	0	0	0	0.0	0
2.86	0	0	0	26	28.1	9	Reliever	3.75	3	5	1	151	141.2	59

## BALLPARK BREAKDOWN

	ERA	W	L	S	G	IP	ER
Angel Stadium	6.75	0	0	0	7	6.2	5
AT&T Park	0.00	0	0	0	3	2.1	0
Ballpark in Arlington	2.84	0	0	0	8	6.1	2
Camden Yards	0.00	0	0	0	4	5.0	0
Comerica Park	10.13	0	0	0	3	2.2	3
Fenway Park	9.00	0	1	0	6	5.0	5
Kauffman Stadium	0.00	0	0	0	5	3.0	0
Metrodome	4.50	0	0	0	2	2.0	1
O.co Coliseum	3.27	3	1	1	76	71.2	26
Old Yankee Stadium	0.00	0	0	0	2	2.1	0
Progressive Field	1.17	0	0	0	7	7.2	1
Rogers Centre	9.00	0	1	0	4	4.0	4
Safeco Field	7.56	0	1	0	9	8.1	7
Target Field	13.50	0	0	0	3	2.0	3
Tropicana Field	0.00	0	0	0	3	3.0	0
U.S. Cellular Field	0.00	0	0	0	5	6.2	0
Wrigley Field	13.50	0	1	0	2	0.2	1
Yankee Stadium	3.86	0	0	0	2	2.1	1

## FIELDING STATISTICS

Pitcher		Pct.	G	PO	A	E	TC	DP
Year								
2007	—	6	0	0	0	0	0	0
2008	.500	36	0	3	3	6	1	0
2009	1.000	20	0	1	0	1	0	0
2010	.778	63	2	5	2	9	0	0
2011	1.000	26	0	3	0	3	0	0
Totals	.737	151	2	12	5	19	1	0

## BLEVINS' CAREER HIGHS

**Low Hit Complete Game:** None  
**Innings Pitched:** 2.2, August 17, 2008 vs. Chicago (AL)  
**Strikeouts:** 4 (twice), last: May 26, 2010 at Baltimore  
**Longest Winning Streak:** 2, April 7 to 17, 2010  
**Longest Losing Streak:** 2 (twice), last: August 7 to 22, 2008  
**Longest Scoreless Streak:** 9.2 (twice), last: June 25 to July 23, 2010

## MILESTONES WITHIN REACH

### Daric Barton

Needs 129 hits for 500  
 Needs 16 doubles for 100

### Jerry Blevins

Needs 49 games for 200

### Dallas Braden

Needs 21 starts for 100

### Joey Devine

Needs 7 games for 100

### Brian Fuentes

Needs 1 save for 200

### Brandon McCarthy

Needs 19 starts for 100  
 Needs 126 strikeouts for 500

### Cliff Pennington

Needs 100 games for 500  
 Needs 155 hits for 500  
 Needs 32 doubles for 100

### Seth Smith

Needs 13 games for 500  
 Needs 146 hits for 500  
 Needs 22 doubles for 100

**LEFT-HANDED PITCHER****Height/Weight:** 6-1 / 185**Bats/Throws:** Left / Left**Birthdate:** August 13, 1983**Opening Day Age:** 28**Birthplace/Resides:** Phoenix, Arizona / Stockton, California**Major League Service:** 4 years, 39 days**Obtained:** Selected in the 24th round of the 2004 First-Year Player Draft**Contract Status:** First year of a one-year contract through 2012.**CAREER HIGHLIGHTS**

Is 26-36 with a 4.16 ERA in 94 career appearances, including 79 starts, in five seasons with the A's... made just three starts in 2011 before undergoing left shoulder surgery... tossed the 19th perfect game in Major League history May 9, 2010 against Tampa Bay... was 8-9 with a 3.89 ERA in 22 starts in 2009 before missing the final two months of the season with a foot injury... made his Major League debut with Oakland in 2007 and, after picking up the win in his debut, lost each of his final eight decisions... his debut came after appearing in just 10 games in 2006 because of a humoral defect in his left shoulder... was originally drafted by the A's in the 24th round of the 2004 draft... was named the A's Organizational Pitcher of the Year in 2005 after going 15-5 with a 3.52 ERA in 23 starts with Single-A Stockton and Double-A Midland.

**2011 HIGHLIGHTS**

Made just three starts before undergoing season-ending surgery on his left shoulder in mid-May... was 1-1 with a 3.00 ERA when he was placed on the disabled list April 18, retroactive to April 17, with stiffness in his left shoulder... it was his third career stint on the DL... Dr. David Altchek, medical director of the New York Mets, performed surgery to repair a torn capsule in his left shoulder May 17... allowed a .265 opponents batting average, including .176 to batters leading off an inning and .083 with runners in scoring position... opponents are batting .228 (38 for 167) with RISP over the last two years after hitting .315 over his first three seasons... issued all five of his walks to right-handed hitters... opponents were 0-for-3 in stolen base attempts and they are 4-for-14 (28.6%) in his career... has 19 career pickoffs... the A's were 2-1 in his starting assignments and are 35-44 (.443) in his 79 career starts... is 2-32 in 46 career starts with run support of two runs or fewer, compared to 23-4 in 33 starts with support of three or more... has 39 runs of support in his 36 career losses (199.0 ip, 1.76 RSA)... his career RSA as a starter is 3.60 (187 rs in 468.0 ip)... allowed five runs on 10 hits in 7.0 innings in his first start, a 5-3 loss at Toronto April 6... then surrendered just one run in 6.0 innings April 11 at Chicago but received a no decision in the A's 2-1, 10-inning win... registered his only win of the season in his final start April 16 against Detroit... yielded one unearned run in 5.0 innings.

**CAREER**

**2010**—Had one of the most memorable performances in Oakland history with his Mother's Day Perfect Game yet finished the season with an 11-14 record despite a 3.50 ERA... the ERA was sixth lowest in Oakland history among pitchers with a losing record and was the lowest since 1978 when Matt Keough went 8-15 with a 3.24 ERA and Rick Langford posted a 7-13 mark and a 3.43 ERA... at the time, the last American Leaguer with an ERA of 3.50 or lower and a winning percentage of .440 or worse was Kevin Appier, who was 9-13 with a 3.40 ERA for Kansas City in 1997... had the fourth-lowest run support in the AL (3.60)... ranked fifth in the AL in fewest walks per nine innings (2.01) and had the eighth lowest opponents on-base percentage (.294)... also tied for the league lead in shutouts (2), tied for second in pickoffs (8) and ranked fourth in complete games (5)... opponents were successful in just 1 of 3 (33.3%) stolen base attempts, which tied for the lowest percentage in the AL... tied for fifth in the AL in losses (14)... averaged 14.8 pitches per inning, which was third fewest in the AL... had career bests in nearly every category, including ERA, opponents batting (.249), opponents on-base percentage and opponents slugging (.373)... opponents hit .249, including .242 by right-handed hitters and .271 by left-handers... yielded a .239 mark with runners in scoring position... was 6-11 with a 4.15 ERA in 18 starts on four days rest and 5-3 with a 2.55 ERA in 12 starts on five days rest or more... had a 2.18 ERA over the first four innings of a game and 5.70 from the fifth inning on... received run support of two runs or fewer in

17 of his 30 starts...had 17 runs of support in his 14 losses (1.84 RSA)...made 10 starts with Landon Powell as his catcher, a pairing that produced a 4-6 record with four complete games, two shutouts and a 2.75 ERA (22 er in 72.0 ip) in those starts, including the perfect game...was 7-8 with a 3.95 ERA in his other 20 starts...was part of four double plays on defense, which tied for second among AL pitchers...the A's were 13-17 (.433) in his starting assignments...tossed six or more innings in 22 of his 30 starts, allowed two runs or fewer 14 times and walked two batters or fewer 27 times...struck out a career-high 10 batters in his first start of the season, April 6 against Seattle, but had a no decision...then won each of his next three starts to give him a career-high four-game winning streak dating back to July 31, 2009...allowed a career-high 11 hits in a 4-2 loss to Texas May 3...matched that hit total May 30 at Detroit and June 9 against Los Angeles...pitched the 19th perfect game in Major League history May 9 against Tampa Bay...it was the second by an Athletic and came 42 years and one day after Catfish Hunter did it against Minnesota May 8, 1968...according to the Elias Sports Bureau, he is the first pitcher to throw a perfect game against a team entering the day with the best record in the majors...it came in his 68th career appearance, which is third fewest among the 20 pitchers with a perfect game...was named American League Player of the Week for his effort...it was the sixth no-hitter by an Oakland Athletic, the first since Dave Stewart on June 29, 1990 against Toronto...it came at the age of 26 years, 269 days, making him the second oldest pitcher to toss a no-hitter in Oakland history (Stewart was 33 years, 130 days)...it was the 11th nine-inning no-hitter in Athletics history...tossed 109 pitches, 77 for strikes...it was the first complete game of his career, snapping a career-opening streak of 52 consecutive starts without going the distance...that is an Oakland record, topping the previous mark of 51 by Todd Van Poppel from Sept. 11, 1991-Sept. 12, 1995...it was the fourth longest streak at any point in Oakland history...in fact, had tossed fewer than eight innings in each of his first 52 starts, which was the longest streak of consecutive starts of fewer than eight innings in Oakland history...in his first start following the perfect game, May 14 at Los Angeles, he retired the first two batters he faced to extend his consecutive batters retired streak to a then-Oakland record-tying 29...the streak ended on a two-out double by Abreu in the first inning but he retired 11 straight after that for a stretch where he retired 40 of 41 hitters...did not allow a run over the first five innings to extend his scoreless streak to a career-high 16.0 innings...finished with a complete game seven-hitter, but was the losing pitcher in the A's 4-0 loss...of the 16 perfect games since 1922, only Len Barker followed with another complete game and he also lost...the loss began a five-game losing streak as he went nine starts following his complete game without a win...would not win again until July 25 against Chicago...according to the Elias Sports Bureau, the nine consecutive starts without a win following a no-hitter or perfect game is the longest streak in major league history...posted a 4.10 ERA and allowed a .319 opponents batting average over the nine starts but received just 12 runs of support (2.05 RSA)...went 1-4 despite a 3.15 ERA in six starts in May, tying for the AL lead in losses...the Twins' Danny Valencia stole second base in the second inning June 4, the first stolen base he allowed since Aug. 20, 2008, also against Minnesota (Punto)...had gone 229.2 innings without allowing a stolen base...was placed on the 15-day disabled list July 3, retroactive to June 23, with left elbow stiffness...it was his second career stint on the DL...was 4-7 with a 3.83 ERA in 15 starts before the injury, then went 7-7 with a 3.19 ERA in 15 starts after he was reinstated July 20...logged a 3-2 record and a 2.19 ERA in five starts in August, ranking eighth in AL in ERA for the month...fired his second shutout of the season Aug. 28 at Texas, a four-hitter in a 5-0 A's win...tossed a career-high 120 pitches, becoming just the second Athletic pitcher with a shutout (or complete game) at Rangers Ballpark (Brett Tomko, Sept. 14, 2009)...then went 1-5 with a 4.42 ERA in six starts in September...tied for the AL lead in losses (Vargas, SEA)...lost his first four starts in September, including Sept. 12 against Boston when he issued a season-high four walks...that snapped a 20-start streak with two walks or fewer from May 3 to Sept. 7, which tied for the third longest such streak by a starting pitcher in Oakland history.

## AFTER THE PERFECT GAME

- Presented the Top Ten list on the *Late Show with David Letterman* May 11
- Guest on the *CBS Early Show* May 13 with his grandmother, Peggy Lindsey
- Cover of *Sports Illustrated*
- Featured on *HBO's Real Sports With Bryant Gumbel*
- Spikes and a game ball are on display in the National Baseball Hall of Fame
- Donated other memorabilia from the game to the Stockton Hall of Fame
- Honored by the Athletics in a pre-game ceremony May 21 when he was presented with home plate from the game and given a ring with 27 diamonds around its base and 51 diamonds on its face
- Honored in an on-field ceremony May 22 at the Stockton Ports game where Stockton Mayor Ann Johnston presented him with a key to the city and a proclamation

**2009**—Was the A's Opening Day starter and went 8-9 with a 3.89 ERA in 22 starts before a rash led to nerve damage in his left foot, ending his season in August...allowed a .268 opponents batting average, including .203 against left-handed hitters and .290 against right-handers...allowed just nine home runs in 136.2 innings, an average of 0.59 per nine innings...that was the fourth lowest mark in the American League among pitchers with 100 or more innings pitched...was 7-7 with a 3.12 ERA and .255 opponents batting average in 18 starts before the All-Star Break and had the seventh lowest ERA in the AL...then went 1-2 with a 7.40 ERA and .324 opponents batting average in four starts after the break before he was placed on the 15-day disabled list Aug. 8 retroactive to Aug. 1 with a rash on his left foot...the rash led to nerve damage and he was transferred to the 60-day DL Sept. 11...received run support of one run or less in 10 of his 22 starts...his season run support of 3.95 was fifth lowest among AL pitchers with 100 or more innings...was 1-8 in his 10 starts with run support of one run or less and 7-1 in his other 12 starts...did not allow a stolen base and his 136.2 innings pitched were the most in the majors among pitchers who did not allow a steal...had a roller coaster season with his ERA as he posted a 2.10 ERA in April, 4.86 in May, 2.51 in June and 5.54 in July...allowed a .227 average to batters leading off an inning...opponents batted .240 with three home runs in 325 at bats over his first 60 pitches in a game and .311 with six home runs in 212 at bats after that...compiled a 3.18 ERA in nine starts during the day compared to 4.39 in 13 starts at night...went 0-2 in three interleague starts despite a 2.95 ERA and .211 opponents batting average...committed three errors, which led the A's pitching staff and tied for fifth in the AL...the A's were 9-13 (.409) in his starting assignments...tossed six or more innings in 16 of his 22 starts, allowed two runs or fewer 12 times and walked two batters or fewer 17 times...was named as having the third best pickoff move in the AL in *Baseball America's* best tools survey...made his first career Opening Day start April 6 at Los Angeles and was the losing pitcher in the A's 3-0 loss...was hit on the left hand and throat by a Vernon Wells line drive in the first inning May 10 against Toronto but remained in the game and tossed 6.0 innings in a 5-0 loss...the A's were shut out in three of his first seven starts...had an eight-start stretch from May 31 to July 11 where he allowed two earned runs or less in each start...that was the longest such streak by a left-handed pitcher in Oakland history...however, was just 3-2 over that stretch despite a 2.45 ERA and .216 opponents batting average...allowed one run in 7.0 innings July 1 against Detroit for his sixth win of the season but missed his next scheduled start July 7 at Boston as he was placed on the bereavement list July 6...reinstated from the BL July 11 and allowed two runs in 6.0 innings for his seventh win...issued a career-high six walks and yielded 10 hits in 5.2 innings in a 7-5 loss at New York July 26...picked up the win in his final start July 31 against Toronto.

**2008**—Had four stints with the A's...made nine relief appearances to start the season, then finished the year with 10 consecutive starts before a strained groin ended his season Sept. 11...was 5-4 with a 4.14 ERA in 19 games, 10 starts...went 1-0 with a 4.80 ERA in his nine relief appearances and was 4-4 with

## MAJOR LEAGUE BASEBALL PERFECT GAMES (20)

Date	Pitcher	Team	Opponent	Score
June 12, 1880	Lee Richmond	Worcester	vs. Cleveland	1-0
June 17, 1880	Monte Ward	Providence	vs. Buffalo	5-0
May 5, 1904	Cy Young	Boston (AL)	vs. Philadelphia	3-0
October 2, 1908	Addie Joss	Cleveland	vs. Chicago (AL)	1-0
April 30, 1922	Charlie Robertson	Chicago (AL)	at Detroit	2-0
*October 8, 1956	Don Larsen	New York (AL)	vs. Brooklyn	2-0
June 21, 1964	Jim Bunning	Philadelphia	at New York (NL)	6-0
September 9, 1965	Sandy Koufax	Los Angeles	vs. Chicago (NL)	1-0
<b>May 8, 1968</b>	<b>Catfish Hunter</b>	<b>Oakland</b>	<b>vs. Minnesota</b>	<b>4-0</b>
May 15, 1981	Len Barker	Cleveland	vs. Toronto	3-0
September 30, 1984	Mike Witt	California	at Texas	1-0
September 16, 1988	Tom Browning	Cincinnati	vs. Los Angeles (NL)	1-0
July 28, 1991	Dennis Martinez	Montreal	at Los Angeles (NL)	2-0
July 28, 1994	Kenny Rogers	Texas	vs. California	4-0
May 17, 1998	David Wells	New York (AL)	vs. Minnesota	4-0
July 18, 1999	David Cone	New York (AL)	vs. Montreal	6-0
May 18, 2004	Randy Johnson	Arizona	at Atlanta	2-0
July 23, 2009	Mark Buehrle	Chicago (AL)	vs. Tampa Bay	5-0
<b>May 9, 2010</b>	<b>Dallas Braden</b>	<b>Oakland</b>	<b>vs. Tampa Bay</b>	<b>4-0</b>
May 29, 2010	Roy Halladay	Philadelphia	at Florida	1-0

\*Game 5 of 1956 World Series



a 3.97 ERA in his 10 starts...tied for third in the American League with seven pickoffs despite spending two months of the season in the minors...allowed a .284 opponents batting average, which included a .272 mark against right-handed hitters and .319 against left-handers...his opponents average dropped to .200 with runners in scoring position and two outs...yielded a .363 opponents batting average the first time through the lineup, .244 the second time through and .148 after that...was 3-1 with a 2.35 ERA in five starts on four days rest or less and 1-3 with a 5.88 ERA in five starts on five days rest or more...had run support of two runs or fewer seven times as a starter and his run support average was 2.70...had two runs of support in his four losses (0.92 RSA)...first batters faced were 1 for 9 (.111) and he allowed 1 of 3 (33.3%) inherited runners to score...did not pitch during his first stint with the A's as he was on the Opening Day roster in Japan before he was optioned to Sacramento March 29...was recalled for his second stint April 22 and posted a 3.86 ERA in five relief appearances...his only decision during the stint was a win May 7 against Baltimore...that snapped an eight-game losing streak dating back to April 29, 2007...was optioned to Sacramento May 8 and returned again May 19...posted a 7.36 ERA in two relief appearances before he was optioned for a third time June 8...returned to Oakland for good July 8 and went 4-4 with a 3.99 ERA over his final 12 games, 10 starts...tossed seven innings and did not walk or strikeout a batter in a 2-1 win at Los Angeles Aug. 25...became the fifth starter in Oakland history to pitch seven or more innings without a walk or strikeout, the first since Bob Welch April 26, 1991...was 3-1 with a 2.36 ERA in 11 games, nine starts, with Sacramento...allowed a .246 opponents batting average, which included a .200 mark against left-handed hitters and .262 against right-handers...was 2-0 with a 1.21 ERA and .177 opponents batting average in four starts at home...allowed one run or fewer in six of his nine starts...had no decisions and a 2.50 ERA in four games, three starts, during his first stint with Sacramento...made just one start during his second stay with the River Cats May 12 against New Orleans...then went 3-1 with a 2.51 ERA in six games, five starts, during his third stint from June 11 to July 5...struck out a season high 10 batters in a 5-3 win over Portland June 30...tossed his lone complete game of the season in his final start July 5 at Fresno but was the losing pitcher in a 4-1 loss.

**2007**—Made his Major League debut and had five stints with Oakland...was the winning pitcher in his debut April 24 at Baltimore but then lost each of his final eight decisions to finish 1-8 with a 6.72 ERA in 20 games, 14 starts...based upon a minimum of 70 innings, his ERA was third highest in the American League and third highest in Oakland history...his .111 winning percentage was the lowest in the AL and third lowest in the Majors based on a minimum of seven decisions...using the same minimum, it was fourth lowest in Oakland history...the eight-game losing streak tied for the longest in the AL in 2007 and it equaled the seventh longest in Oakland history...was 1-8 with a 7.31 ERA and .315 opponents batting average in his 14 starts and 0-0 with a 2.16 ERA and .200 opponents batting average in six relief appearances...allowed a .303 opponents batting average, which included .214 against left-handed hitters and .324 against right-handers...the mark against righties was fourth highest in the AL...allowed a .230 opponents batting average over his first 30 pitches in a game, .301 over pitches 31 through 75 and .471 after that...received run support of two runs or fewer in 10 of his 14 starts and had run support of 3.80 in his starting assignments...the A's scored just nine runs in his eight losses...pitched fewer than five innings in eight of his 14 starts...was selected from Triple-A Sacramento April 23 and made his ML debut the next day at Baltimore...became the 33rd pitcher in Oakland history to start in his debut and the 10th to win as he defeated the Orioles, 4-2 (6.0 ip, 3 h, 1 r, 1 er, 1 bb, 6 so)...lost his next start April 29 to Tampa Bay and was optioned to Sacramento following the game...went 0-2 with a 7.71 ERA in two starts during his second stint from May 12 to 17, 0-0 with a 4.50 ERA in three relief appearances during his third start from June 25 to July 6 and 0-4 with a 6.52 ERA in six starts during his fourth stint from July 16 to Aug. 12...allowed a career high eight runs in 1.2 innings Aug. 12 at Detroit, his shortest outing as a starter...returned to Oakland Sept. 1 and was 0-1 with a 7.78 ERA in seven games, four starts...was 3-3 with a 2.84 ERA in 13 combined starts with Sacramento and Double-A Midland...allowed a .201 opponents batting average, which included .196 against right-handed hitters and .191 with runners in scoring position...began the season at Midland and was promoted to Sacramento April 19...tossed 6.0 shutout inning in his Triple-A debut April 19 at Portland and was promoted to Oakland...tossed back-to-back complete games in his final two minor league starts...including a three-hit shutout Aug. 27 against Colorado Springs in a 3-0 Sacramento win...did not walk a batter and struck out a River Cats record 17 to earn PCL Pitcher of the Week honors.

**2006**—Was limited to just 10 appearances, all starts, after recovering from a humoral defect in his left shoulder...was a combined 4-0 with a 4.10 ERA at Double-A Midland, Single-A Stockton and the A's affiliate in the Arizona Rookie League...did not allow a run in three starts (9.0 ip) in rookie ball before

being promoted to Single-A Stockton, where he made three starts...made three more starts for the A's in the AZL from Aug. 16-27 and was 2-0 with a 1.50 ERA and 24 strikeouts in 12.0 innings...was then promoted to Double-A Midland and made one start vs. Frisco Sept. 1...was 3-1 with a 1.34 ERA in nine games, six starts, for Mayaguez in the Puerto Rican Winter League.

**2005**—Was named the A's Organizational Pitcher of the Year after combining for a 15-5 record and a 3.52 ERA in 23 appearances, all starts, for Single-A Stockton and Double-A Midland...the 15 wins were tops among A's minor league pitchers...posted a 6-0 record with a 2.68 ERA in seven starts for Stockton, limiting hitters to a .201 batting average...tossed a complete game, five-hitter with 11 strikeouts vs. San Jose May 11...was promoted to Double-A Midland where he went 9-5 with a 3.90 ERA in 16 starts for the RockHounds...won five of his first six starts for Midland from May 17-June 12 (1.87 ERA).

**2004**—Began the season at Single-A Vancouver and was 2-0 with two saves in seven appearances...allowed three earned runs on four hits in his first appearance of the year vs. Tri-City...did not allow a run over his next four appearances (8.0 ip)...finished the season at Single-A Kane County where he went 2-1 with a 4.70 ERA in five appearances, all starts.

## PERSONAL/MISCELLANEOUS

Dallas Lee Braden was originally signed by A's scout Blake Davis...graduated from A.A. Stagg High School (Stockton, CA) where he earned league Pitcher of the Year honors and was named team MVP as a senior...graduated from American River College where he twice earned all-conference honors...attended Texas Tech University...was inducted into the Stockton Athletic Hall of Fame, Nov. 17, 2010...has spent the past four Thanksgiving holidays soliciting, matching and serving food donations at St. Mary's Interfaith Community Services in his home town of Stockton...from 2009-11, has sponsored children of a single-parent family from his former Hoover Tyler Little League in Stockton...has purchased and donated A's tickets to the Hoover Tyler Little League...was the co-recipient of the 2009 Dave Stewart Community Service Award which is given annually to an A's player for outstanding work in the community...has served as a guest analyst on MLB Network during the past two postseasons.

## LIFETIME PITCHING RECORD

Year	Club	W	L	ERA	G	GS	CG	SHO	SV	IP	H	R	ER	HR	HB	BB	IBB	SO	WP	BK
2004	Vancouver	2	0	2.76	7	0	0	0	2	16.1	15	7	5	1	0	3	0	30	0	0
	Kane County	2	1	4.70	5	5	0	0	0	23.0	22	13	12	2	0	6	1	33	1	1
2005	Stockton	6	0	2.68	7	7	1	0	0	43.2	31	14	13	4	3	11	0	64	4	2
	Midland	9	5	3.90	16	16	0	0	0	97.0	104	43	42	5	1	32	1	71	8	3
2006	Arizona A's	2	0	0.86	6	6	0	0	0	21.0	12	2	2	0	0	3	0	36	1	0
	Stockton	2	0	6.23	3	3	0	0	0	13.0	12	9	9	3	2	5	0	17	0	0
	Midland	0	0	16.20	1	1	0	0	0	3.1	9	6	6	1	0	0	0	2	0	0
2007	Midland	1	0	2.25	2	2	0	0	0	12.0	5	3	3	2	0	3	0	13	0	0
	Sacramento	2	3	2.95	11	11	2	1	0	64.0	51	22	21	4	2	18	1	74	2	2
	OAKLAND	1	8	6.72	20	14	0	0	0	72.1	91	59	54	9	2	26	1	55	6	1
2008	Sacramento	3	1	2.36	11	9	1	0	0	53.1	49	19	14	7	0	11	0	54	1	0
	OAKLAND	5	4	4.14	19	10	0	0	0	71.2	77	36	33	8	2	25	2	41	0	1
2009	OAKLAND	8	9	3.89	22	22	0	0	0	136.2	144	63	59	9	2	42	2	81	1	0
2010	OAKLAND	11	14	3.50	30	30	5	2	0	192.2	180	83	75	17	5	43	0	113	2	1
	Stockton	0	0	6.75	1	1	0	0	0	4.0	7	3	3	2	0	1	0	4	0	0
2011	OAKLAND	1	1	3.00	3	3	0	0	0	18.0	18	7	6	2	0	5	0	15	0	0
<b>ML Totals</b>		<b>26</b>	<b>36</b>	<b>4.16</b>	<b>94</b>	<b>79</b>	<b>5</b>	<b>2</b>	<b>0</b>	<b>491.1</b>	<b>510</b>	<b>248</b>	<b>227</b>	<b>45</b>	<b>11</b>	<b>141</b>	<b>5</b>	<b>305</b>	<b>9</b>	<b>3</b>

## CAREER TRANSACTIONS

**2001** — Selected by the Atlanta Braves organization in the 46th round of the First-Year Player Draft, did not sign. **2004** — Selected by the Oakland Athletics organization in the 24th round of the First-Year Player Draft. **2009** — On disabled list, August 1 to November 3. **2010** — On disabled list, June 23 to July 19; included rehabilitation assignment to Stockton, July 15 to 19. **2011** — On disabled list, April 17 to November 1.

## VS. THE AMERICAN LEAGUE

2011		CAREER												
ERA	W	L	S	G	IP	ER	vs. TEAM	ERA	W	L	S	G	IP	ER
—	0	0	0	0	0.0	0	Baltimore	1.41	5	1	0	7	38.1	6
—	0	0	0	0	0.0	0	Boston	5.03	1	2	0	4	19.2	11
1.50	0	0	0	1	6.0	1	Chicago	2.86	2	0	0	4	28.1	9
—	0	0	0	0	0.0	0	Cleveland	11.42	0	2	0	3	8.2	11
0.00	1	0	0	1	5.0	0	Detroit	6.04	3	4	0	9	47.2	32
—	0	0	0	0	0.0	0	Kansas City	6.75	0	2	0	2	12.0	9
—	0	0	0	0	0.0	0	Los Angeles	4.53	2	6	0	13	59.2	30
—	0	0	0	0	0.0	0	Minnesota	3.79	0	2	0	6	38.0	16
—	0	0	0	0	0.0	0	New York	4.87	1	2	0	6	20.1	11
—	0	0	0	0	0.0	0	Oakland	—	0	0	0	0	0.0	0
—	0	0	0	0	0.0	0	Seattle	4.78	3	2	0	8	43.1	23
—	0	0	0	0	0.0	0	Tampa Bay	3.94	4	3	0	9	48.0	21
—	0	0	0	0	0.0	0	Texas	2.98	3	4	0	12	60.1	20
6.43	0	1	0	1	7.0	5	Toronto	4.42	2	3	0	6	36.2	18

## VS. THE NATIONAL LEAGUE

2011		CAREER												
ERA	W	L	S	G	IP	ER	vs. TEAM	ERA	W	L	S	G	IP	ER
—	0	0	0	0	0.0	0	Chicago	1.50	0	0	0	1	6.0	1
—	0	0	0	0	0.0	0	Cincinnati	4.50	0	1	0	1	6.0	3
—	0	0	0	0	0.0	0	Colorado	3.38	0	1	0	1	5.1	2
—	0	0	0	0	0.0	0	Los Angeles	3.00	0	0	0	1	6.0	2
—	0	0	0	0	0.0	0	San Diego	2.57	0	1	0	1	7.0	2

## MONTHLY BREAKDOWN

2011		CAREER												
ERA	W	L	S	G	IP	ER	by MONTH	ERA	W	L	S	G	IP	ER
3.00	1	1	0	3	18.0	6	April	3.38	8	5	0	18	93.1	35
—	0	0	0	0	0.0	0	May	4.48	3	9	0	18	94.1	47
—	0	0	0	0	0.0	0	June	3.47	1	4	0	11	59.2	23
—	0	0	0	0	0.0	0	July	4.47	6	6	0	17	88.2	44
—	0	0	0	0	0.0	0	August	3.71	5	5	0	14	85.0	35
—	0	0	0	0	0.0	0	September	5.65	2	7	0	15	65.1	41
—	0	0	0	0	0.0	0	October	3.60	1	0	0	1	5.0	2

## PITCHING BREAKDOWN

2011		CAREER												
ERA	W	L	S	G	IP	ER	by CATEGORY	ERA	W	L	S	G	IP	ER
0.00	1	0	0	1	5.0	0	Home	4.00	14	19	0	48	263.0	117
4.15	0	1	0	2	13.0	6	Road	4.34	12	17	0	46	228.1	110
—	0	0	0	0	0.0	0	Day	4.47	11	17	0	38	195.1	97
3.00	1	1	0	3	18.0	6	Night	3.95	15	19	0	56	296.0	130
3.00	1	1	0	3	18.0	6	Pre-ASG	3.71	14	18	0	51	262.0	108
—	0	0	0	0	0.0	0	Post-ASG	4.67	12	18	0	43	229.1	119
3.00	1	1	0	3	18.0	6	Starter	4.17	25	36	0	79	468.0	217
—	0	0	0	0	0.0	0	Reliever	3.86	1	0	0	15	23.1	10

## BRADEN'S 2011 STARTS

Date	Opponent	Score	Dec	ERA	IP	H	R	ER	BB	SO	HR	#PIT
April 6	at Toronto	3-5	L	6.43	7.0	10	5	5	1	3	1	89
April 11	at Chicago (AL)	2-1 (10)	--	4.15	6.0	5	1	1	2	7	1	95
April 16	Detroit	6-2	W	3.00	5.0	3	1	0	2	5	0	67

## BALLPARK BREAKDOWN

	ERA	W	L	S	G	IP	ER
Angel Stadium	3.69	2	3	0	8	39.0	16
Ballpark in Arlington	1.38	2	0	0	5	26.0	4
Camden Yards	1.20	2	0	0	3	15.0	2
Comerica Park	9.61	1	3	0	4	19.2	21
Dodger Stadium	3.00	0	0	0	1	6.0	2
Fenway Park	10.80	0	1	0	1	3.1	4
Metrodome	4.76	0	1	0	1	5.2	3
O.co Coliseum	4.00	14	19	0	48	263.0	117
Old Yankee Stadium	2.45	0	0	0	3	3.2	1
PETCO Park	2.57	0	1	0	1	7.0	2
Progressive Field	15.43	0	1	0	2	4.2	8
Rogers Centre	3.77	0	2	0	2	14.1	6
Safeco Field	4.81	2	1	0	5	24.1	13
Target Field	6.00	0	1	0	1	6.0	4
Tropicana Field	4.91	2	1	0	4	22.0	12
U.S. Cellular Field	1.80	1	0	0	2	15.0	3
Wrigley Field	1.50	0	0	0	1	6.0	1
Yankee Stadium	6.75	0	2	0	2	10.2	8

## FIELDING STATISTICS

Pitcher							
Year	Pct.	G	PO	A	E	TC	DP
2007	.929	20	4	9	1	14	0
2008	.941	19	2	14	1	17	0
2009	.875	22	6	15	3	24	1
2010	.957	30	12	32	2	46	4
2011	1.000	3	0	1	0	1	0
<b>Totals</b>	<b>.931</b>	<b>94</b>	<b>24</b>	<b>71</b>	<b>7</b>	<b>102</b>	<b>5</b>

## BRADEN'S CAREER BESTS

**Low Hit Complete Game:** 0, May 9, 2010 vs. Tampa Bay  
**Innings Pitched:** 9.0 (four times), last: August 28, 2010 at Texas. As reliever: 3.0, September 16, 2007 vs. Texas  
**Strikeouts:** 10, April 6, 2010 vs. Seattle. As reliever: 3 (twice), last: May 1, 2008 at Los Angeles (AL)  
**Longest Winning Streak:** 4, July 31, 2009 to April 22, 2010  
**Longest Losing Streak:** 8, April 29 to September 23, 2007  
**Longest Scoreless Streak:** 16.0, May 3 to 14, 2010

**RIGHT-HANDED PITCHER****Height/Weight:** 5-11 / 233**Bats/Throws:** Right / Right**Birthdate:** July 23, 1986**Opening Day Age:** 25**Birthplace/Resides:** New London, Connecticut / Norwich, Connecticut**Major League Service:** 27 days**Obtained:** Selected in the 5th round of the 2007 First-Year Player Draft**Contract Status:** First year of a one-year contract through 2012.**CAREER HIGHLIGHTS**

Made his Major League debut with Oakland in 2011 and posted a 4.26 ERA in six relief appearances... is 9-8 with 40 saves and a 2.94 ERA (49 er in 150.0 ip) in 132 appearances, all in relief, over five minor league seasons...has 195 strikeouts in 150.0 innings (11.70 per nine innings) but has also issued 104 walks (6.24 per nine innings)...combined to pitch in just 32 games from 2009-10 due to four stints on the disabled list...led the A's farm system with 28 saves in 2008...pitched for the 2008 Arizona Fall League Champion Phoenix Desert Dogs, leading the league with six saves.

**2011 HIGHLIGHTS**

Pitched at three different levels in the A's farm system, combining for a 1-0 record with eight saves and a 1.85 ERA in 33 relief appearances with Single-A Stockton, Double-A Midland and Triple-A Sacramento...earned a September promotion to Oakland when rosters expanded and posted a 4.26 ERA in six relief appearances in his Major League debut...allowed a .276 opponents batting average, which included a .143 (1 for 7) mark against left-handed hitters and .318 (7 for 22) against right-handers...opponents hit .364 with the bases empty, .222 with runners on...first batters faced were 1-for-6...stranded his only two inherited runners...was selected from Sacramento Sept. 2 and made his Major League debut that night against Seattle...tossed a scoreless ninth inning, retiring three of the four batters he faced in a 9-2 A's win...recorded his first career strikeout in his second outing Sept. 6 against Kansas City (Francouer)...struck out three batters in 2.0 innings against the Royals...allowed all three of his earned runs in one outing, Sept. 11 at Texas...pitched for Phoenix in the Arizona Fall League following the season...was 0-2 with a 6.57 ERA in 12 relief appearances...struck out 16 in 12.1 innings.

**MINORS:** Combined at all three minor league stops for a .181 opponents batting average...that included .145 (12 for 83) against right-handed hitters, compared to .236 (13 for 55) with both of his home runs against left-handed hitters...struck out 46 batters in 39.0 innings, an average of 10.62 per nine innings...was a perfect 8-for-8 in save opportunities...opponents hit .156 when leading off an inning...yielded a .139 average with the bases empty, .237 with runners on...allowed 7 of 19 (36.8%) inherited runners to score...began the season on the disabled list with a right heel contusion...was reinstated May 20 and pitched in two games with the River Cats (4.50 ERA) before returning to the disabled list May 23 with a strained right forearm...was reinstated from the DL June 2 and transferred to Stockton...went 1-0 with five saves with the Ports and did not allow an earned run in 11.0 innings...right-handed hitters were 0-for-22 off him and he allowed a .108 batting average overall...the win and all five of his saves came over his final six outings, all scoreless (7.0 ip, 2 h, 1 bb, 8 so)...was transferred to Midland July 1 and had three saves and a 3.18 ERA in 11 appearances with the Rockhounds...allowed 5 of 8 (62.5%) inherited runners to score...surrendered just one run over his final seven outings (1.08 ERA)...moved back to Sacramento July 30 and compiled a 1.84 ERA in 11 relief appearances...had no decisions and a 2.16 ERA in 13 relief appearances overall with the River Cats in his Triple-A debut...held the opposition to a .186 batting average, including .077 with runners in scoring position...allowed just 1 of 7 (14.3%) inherited runners to score...yielded three runs on a five hits, both season-highs, in 0.2 innings Aug. 7 at Iowa...did not allow a run over his final eight outings and 12.0 innings...tossed a season-high 2.1 innings in consecutive outings Aug. 14 against Round Rock and Aug. 17 against Albuquerque...struck out a season high four batters on the 14th.

## CAREER

**2010**—Missed over two months of the season due to two stints on the disabled list...went 3-3 with a 6.27 ERA in 30 relief appearances with Single-A Stockton...the ERA was the highest of his career but he held the opposition to a .228 batting average...struck out 44 batters in 33.0 innings (12.00 per nine innings) but also issued 34 walks (9.27 per nine innings)...had a career-high seven wild pitches...his opponents batting average included a .214 mark against right-handed hitters and .245 against left-handers...surrendered both of his home runs to lefties...opponents hit .169 with the bases empty, .344 with runners in scoring position...allowed 2 of 6 (33.3%) inherited runners to score...began the season on the disabled list with a right elbow strain...was reinstated May 4...posted a 3.12 ERA over his first eight games but then allowed at least one run in seven consecutive appearances from May 24 to June 12 (10.80 ERA)...issued a season-high three walks June 9 against Bakersfield...walked two or more in 13 of his 30 appearances...did not allow a run over a seven-game stretch from June 15 to July 3 (7.1 innings)...struck out a season-high four batters in 2.0 scoreless innings July 14 against Visalia...placed on the DL for the second time July 23 with a strained right oblique muscle...was reinstated Aug. 27, posting a 5.40 ERA over his final three games...matched his season-high with four strikeouts in 2.0 perfect innings in his final outing Sept. 4 at Bakersfield...made one postseason appearance for the Ports and did not allow a run (1.0 ip, 1 h, 1 bb).

**2009**—Missed nearly the entire season with right elbow problems...began the season on the disabled list with a right elbow strain...was reinstated June 15...appeared in two games for Single-A Stockton, posting a 4.50 ERA before returning to the DL July 1 with a right elbow strain...missed the remainder of the season.

**2008**—Led the A's farm system with 28 saves after combining for a 4-4 record and 2.01 ERA in 55 relief appearances with Single-A Stockton and Double-A Midland...24 of the saves came at Midland, which was second most in the Texas League...his 28 saves tied for 11th in all of minor league baseball...had just one blown save for a save percentage of 96.6...allowed a .188 opponents batting average, which included .172 against right-handed hitters and .214 against left-handers...struck out 84 in 62.2 innings (12.1 per nine innings), but also issued 44 walks (6.3 per nine innings)...all four of his home runs allowed were solo shots hit by righties...yielded a .116 batting average with runners on base...began the year at Stockton and was 1-1 with four saves a 0.90 ERA and .147 opponents batting average in nine relief appearances...was promoted to Midland April 25 where he went 3-3 with a 2.22 ERA and .196 opponents batting average in 46 appearances...was 24-for-25 (96.0%) in saves chances, with his lone blown save coming in his third outing May 1 against Corpus Christi...went on to convert each of his final 23 save opportunities...pitched the eighth inning for the South in the Texas League All-Star Game June 25 (1.0 ip, 1 h, 1 r, 1 er, 1 bb, 1 so)...did not allow a run over his final nine outings and 12.2 innings...then pitched for the Arizona Fall League Champion Phoenix Desert Dogs, leading the league with six saves...ranked third among AFL relievers in opponents batting (.200)...was 1-0 with a 1.50 ERA in 12 relief appearances...struck out 18 in 12.0 innings.

**2007**—Was assigned to Single-A Kane County after the A's selected him in the fifth round of the 2007 draft...was 1-1 with four saves and a 2.03 ERA in 12 relief appearances...did not allow a home run in 13.1 innings and held opponents to a .136 batting average...that included .111 against right-handers and .176 against left-handers...made his professional debut July 21 against Dayton (1.0 ip, 1 r, 2 bb)...notched his first save in his second outing July 24, also against Dayton, tossing a scoreless ninth inning...his first win came Aug. 28 at Peoria (1.2 ip, 1 h, 2 r, 1 bb, 4 so), despite issuing three wild pitches.

## PERSONAL/MISCELLANEOUS

Gary Andrew Carignan was originally signed by A's scout Neil Avent...graduated from Norwich (CT) Free Academy High School...attended the University of North Carolina...led the ACC and tied for fourth nationally with 15 saves in 2006...was named All-ACC in 2007 after tying for the NCAA Division I lead with 18 saves...his great grandfather, Augustine "Lefty" Dugas, played for the Pittsburgh Pirates (1930, 32), Philadelphia Phillies (1933) and Washington Senators (1934).

## LIFETIME PITCHING RECORD

Year	Club	W	L	ERA	G	GS	CG	SHO	SV	IP	H	R	ER	HR	HB	BB	IBB	SO	WP	BK
2007	Kane County	1	1	2.03	12	0	0	0	4	13.1	6	7	3	0	0	11	1	19	4	0
2008	Stockton	1	1	0.90	9	0	0	0	4	10.0	5	1	1	0	1	5	0	17	1	0
	Midland	3	3	2.22	46	0	0	0	24	52.2	36	15	13	4	3	39	1	67	4	0
2009	Stockton	0	0	4.50	2	0	0	0	0	2.0	1	1	1	0	0	3	0	2	0	0
2010	Stockton	3	3	6.27	30	0	0	0	0	33.0	28	31	23	2	5	34	0	44	7	0
2011	Sacramento	0	0	2.16	13	0	0	0	0	16.2	11	5	4	1	1	7	0	19	0	0
	Stockton	1	0	0.00	9	0	0	0	5	11.0	4	1	0	0	1	2	0	12	1	0
	Midland	0	0	3.18	11	0	0	0	3	11.1	10	4	4	1	1	3	0	15	0	0
	OAKLAND	0	0	4.26	6	0	0	0	0	6.1	8	4	3	1	0	2	0	5	1	0
<b>ML Totals</b>		<b>0</b>	<b>0</b>	<b>4.26</b>	<b>6</b>	<b>0</b>	<b>0</b>	<b>0</b>	<b>0</b>	<b>6.1</b>	<b>8</b>	<b>4</b>	<b>3</b>	<b>1</b>	<b>0</b>	<b>2</b>	<b>0</b>	<b>5</b>	<b>1</b>	<b>0</b>
<b>Minor League Totals</b>		<b>9</b>	<b>8</b>	<b>2.94</b>	<b>132</b>	<b>0</b>	<b>0</b>	<b>0</b>	<b>40</b>	<b>150.0</b>	<b>101</b>	<b>65</b>	<b>49</b>	<b>8</b>	<b>12</b>	<b>104</b>	<b>2</b>	<b>195</b>	<b>17</b>	<b>0</b>

## CAREER TRANSACTIONS

2007 — Selected by the Oakland Athletics organization in the 5th round of the First-Year Player Draft.

### VS. THE AMERICAN LEAGUE

2011	CAREER														
ERA	W	L	S	G	IP	ER	vs. TEAM	ERA	W	L	S	G	IP	ER	
0.00	0	0	0	1	0.1	0	Detroit	0.00	0	0	0	0	1	0.1	0
0.00	0	0	0	1	2.0	0	Kansas City	0.00	0	0	0	1	2.0	0	
0.00	0	0	0	2	1.1	0	Los Angeles	0.00	0	0	0	2	1.1	0	
0.00	0	0	0	1	1.0	0	Seattle	0.00	0	0	0	1	1.0	0	
16.20	0	0	0	1	1.2	3	Texas	16.20	0	0	0	1	1.2	3	

### BALLPARK BREAKDOWN

	ERA	W	L	S	G	IP	ER
Angel Stadium	0.00	0	0	0	0	1	0.1
Ballpark in Arlington	16.20	0	0	0	1	1.2	3
O.co Coliseum	0.00	0	0	0	4	4.1	0

### FIELDING STATISTICS

Pitcher	Year	Pct.	G	PO	A	E	TC	DP
	2011	1.000	6	0	1	0	1	0
<b>Totals</b>		<b>1.000</b>	<b>6</b>	<b>0</b>	<b>1</b>	<b>0</b>	<b>1</b>	<b>0</b>

### MONTHLY BREAKDOWN

2011	CAREER													
ERA	W	L	S	G	IP	ER	by MONTH	ERA	W	L	S	G	IP	ER
4.26	0	0	0	6	6.1	3	September	4.26	0	0	0	6	6.1	3

### PITCHING BREAKDOWN

2011	CAREER													
ERA	W	L	S	G	IP	ER	by CATEGORY	ERA	W	L	S	G	IP	ER
0.00	0	0	0	4	4.1	0	Home	0.00	0	0	0	4	4.1	0
13.50	0	0	0	2	2.0	3	Road	13.50	0	0	0	2	2.0	3
9.00	0	0	0	3	3.0	3	Day	9.00	0	0	0	3	3.0	3
0.00	0	0	0	3	3.1	0	Night	0.00	0	0	0	3	3.1	0
—	0	0	0	0	0.0	0	Pre-ASG	—	0	0	0	0	0.0	0
4.26	0	0	0	6	6.1	3	Post-ASG	4.26	0	0	0	6	6.1	3
—	0	0	0	0	0.0	0	Starter	—	0	0	0	0	0.0	0
4.26	0	0	0	6	6.1	3	Reliever	4.26	0	0	0	6	6.1	3

### CARIGNAN'S CAREER BESTS

**Low Hit Complete Game:** None  
**Innings Pitched:** 2.0, September 6, 2011 vs. Kansas City  
**Strikeouts:** 3, September 6, 2011 vs. Kansas City  
**Longest Winning Streak:** None  
**Longest Losing Streak:** None  
**Longest Scoreless Streak:** 4.0, September 2 to 11, 2011

## OAKLAND ATHLETICS 20 OR MORE HITS IN A GAME

Hits	Opponent	Date	Hits	Opponent	Date
29	at Texas	July 1, 1979	21	at Boston	July 28, 2009
25	at Boston	June 14, 1969	20	New York	June 12, 1971
24	at Cleveland	August 28, 1998	20	at Cleveland	August 3, 1980
24	Texas	September 30, 2000	20	Cleveland	August 24, 1981
24	San Francisco	June 26, 2005	20	at California	July 30, 1983
23	at Texas	May 10, 1973	20	at Texas	October 2, 1985
22	at Minnesota	April 27, 1980	20	at Minnesota	April 10, 1994
22	Cincinnati	June 9, 2004	20	at Kansas City	May 3, 2000
22	Minnesota	July 20, 2009	20	at Tampa Bay	September 15, 2000
21	at Baltimore	April 26, 1974	20	at Cleveland	August 2, 2001
21	at Seattle	April 13, 1990	20	at Los Angeles	May 1, 2008
21	at Detroit	August 15, 1998	20	at Chicago (AL)	September 8, 2009
21	at Kansas City	June 18, 2000			



**INFIELDER****Height/Weight:** 6-4 / 244**Bats/Throws:** Right / Right**Birthdate:** December 18, 1986**Opening Day Age:** 25**Birthplace/Resides:** Redwood City, California / Las Vegas, Nevada**Major League Service:** 62 days**Obtained:** Acquired from the Arizona Diamondbacks with pitchers Brett Anderson, Dana Eveland and Greg Smith and outfielders Aaron Cunningham and Carlos Gonzalez for pitchers Dan Haren and Connor Robertson, December 14, 2007**Contract Status:** First year of a one-year contract through 2012.**CAREER HIGHLIGHTS**

Is a .167 career hitter with three home runs and seven RBI in 39 games with the A's over the last two years...has a .283 (802 for 2832) average with 170 home runs and 586 RBI in 754 minor league games in seven seasons...also has 190 doubles and 14 triples for a .540 slugging percentage, while his 404 walks fuel a .379 on-base percentage...was ranked as the A's second best prospect by *Baseball America* following the 2010 season...set an Oakland record for consecutive hitless at-bats to start a career in 2010 (0-for-33) before going 13-for-38 (.342) over his final 13 games in his debut...has topped 20 home runs and 75 RBI in each of his last five minor league seasons...named to the Pacific Coast League Postseason All-Star Team in 2010 when he tied for ninth in the minors in home runs (31)...was named the A's Organizational Player of the Year in 2008 and 2009...was named Texas League Player of the Year in 2009, leading all of Minor League Baseball with 179 hits...was also named to the TL Midseason and Postseason All-Star Teams and played for the United States in the All-Star Futures Game at St. Louis...was originally a 15th round pick of the Chicago White Sox in 2005...was traded to Arizona Dec. 3, 2007 before being dealt to the A's, along with five others players, in the Dan Haren trade 11 days later...was a South Atlantic League Postseason All-Star in 2007 and a Pioneer League All-Star in 2006.

**2011 HIGHLIGHTS**

Spent most of the season with Triple-A Sacramento...batted .136 with no extra base hits and no RBI in 15 games in two stints with Oakland...struck out 20 times in 46 plate appearances with the A's...went 5-for-24 (.208) against right-handed pitching and just 1-for-20 (.050) against left-handers...was 0-for-7 with runners in scoring position and is now 1-for-21 (.048) with RISP in his career...went 5-for-22 (.227) against a pitcher the first time he saw him in a game, 1-for-22 (.045) after that...his career splits are .233 (14 for 60) and .093 (5 for 54) respectively...appeared in 11 games, including nine starts, at first base...also went 2-for-13 (.154) in four starts at designated hitter...was 0-for-1 as a pinch hitter...was recalled for the first time June 23 and made his first Major League appearance at first base that day at New York (NL)...went 4-for-16 (.250) over his first five games, then went 0-for-14 over his next five contests...was batting .133 in 10 games overall when he was optioned to Sacramento July 15...returned to Oakland Sept. 17 following the conclusion of the River Cats season and went 2 for 14 (.143) in five games...singled in the ninth inning Sept. 25 at Los Angeles to snap a 0-for-22 streak...struck out 14 times during the streak...began his career 0-for-33, went 17 for his next 52 (.327) and is now 2 for his last 29 (.069).

**SACRAMENTO:** Batted .274 with 18 home runs and 72 RBI in 75 games with the River Cats...finished second on the club in RBI...added 18 doubles and two triples for a .530 slugging percentage...his 42 walks contributed to a .366 on-base percentage...also hit three home runs during a six-game rehab assignment with Single-A Stockton...had 21 minor league home runs overall...it marked his fifth consecutive season with 20 or more home runs...ranked third in the A's farm system in home runs, RBI (79) and slugging percentage (.544)...with Sacramento, hit .286 (61 for 213) with 14 of his 18 home runs against right-handed pitching, compared to .241 (20 for 83) against left-handers...11 of his home runs came with runners on base...batted .235 before the All-Star Break, .289 after the break...hit .311 with runners in scoring position...appeared in 49 games at first base, seven in left field and three at third base...also hit .246 in 18 games at designated hitter...saw his most playing time batting fourth with 42 games...hit .107 over his first eight games...then went 3-for-5 with his first home run and five RBI April 15 at Tacoma...was batting .173 with two home runs and 13 RBI in 14 games when he was placed on the disabled list April 22 with a sprained left wrist...went 8-for-24 (.333) with three home runs and

seven RBI during a six-game rehab assignment with Stockton June 6-12...returned to Sacramento June 13 and had his first two-homer game of the season the next day at Salt Lake City...was batting .235 with five home runs and 21 RBI in 23 games overall when he was promoted to Oakland June 23...rejoined the River Cats July 15 and went 6-for-42 (.143) over his first 10 games...then went 4-for-6 against Reno July 4...hit .354 (17 for 48) over a 12-game span from Aug. 14-25...drove in a run in seven consecutive games from Aug. 19-25 (17 RBI total)...had his second two-homer game of the season Aug. 22 at Tucson...drove in four runs that day and had four RBI the next day, also at Tucson...finished August with seven home runs and 28 RBI in 29 games...then went 14-for-28 (.500) with 10 runs scored, five doubles, two home runs, nine RBI and five multiple-hit games in five September games...was 5-for-5 with three runs, a double, home run and a season-high six RBI at Colorado Springs Sept. 3... hit .370 (10-for-27) with nine runs, eight walks, four home runs and nine RBI in eight postseason games... including postseason, he batted .349 (37 for 106) with 32 runs, 10 doubles, 11 home runs and 39 RBI over his final 26 minor league games.

## CAREER

**2010**—The A's two-time Organizational Player of the Year made his Major League debut in 2010... after setting an Oakland record for consecutive hitless at bats to start a career (0-for-33), went 13 for 38 (.342) with three home runs and seven RBI over his final 13 games...batted .186 in 24 games overall during two stints with Oakland...hit .389 in Oakland and .115 on the road...was 1 for 14 (.071) with runners in scoring position...made 22 starts in left field and one at designated hitter...was recalled from Sacramento Aug. 9 and made his ML debut that night at Seattle...started in left field and went 0 for 3 with two strikeouts...started each of his first six games with the A's in left field and went 0 for 19 with nine strikeouts before he was optioned back to Sacramento Aug. 16...struck out in each of those six games to match the Oakland record for consecutive games with a strikeout to start a career (Travis Buck, 2007; Brooks Conrad, 2008)...returned to Oakland Sept. 14 following the conclusion of Sacramento's season...extended his career opening hitless streak to 33 at bats before singling off Scott Linebrink to lead off the seventh inning Sept. 20 against Chicago...it broke the Oakland record of 25 consecutive hitless at bats to start a career (set by Bill McNulty July 9, 1969-Sept. 30, 1972) and was the longest in the majors by a non-pitcher since Vic Harris had a 0-for-36 streak with Texas in 1972...hit safely in all six of his games in the Coliseum, including Sept. 22 against Chicago when he belted his first Major League home run, a solo shot off Edwin Jackson in the third inning...extended his road hitless streak to an Oakland-record 38 at bats before singling in the fifth inning Sept. 29 at Los Angeles...broke the previous mark of 34 by Jermaine Dye in 2003...homered twice in the season-ending four-game series at Seattle, going 5 for 12 (.417) with five RBI and three walks...was named the A's second best prospect by *Baseball America* following the season...was also tabbed as the Best Power Hitter in the A's organization in the magazines' Best Tools survey for prospects following the 2010 season...batted .258 with 31 home runs and 94 RBI in 125 games with Sacramento...the batting average was the lowest mark of his career but the home runs were second best...was named to the Pacific Coast League Postseason All-Star Team as an outfielder after ranking fourth in the league in home runs and fifth in RBI, runs scored (92) and walks (73)...his 31 home runs tied for ninth in all of minor league baseball...was also named to the Topps/Minor League Baseball Triple-A All-Star team...led the A's farm system in home runs and ranked second in RBI...led Sacramento in doubles (29), home runs, RBI and total bases (246)...hit .294 against left-handed pitching and .291 on the road...combined for a .233 batting average, 15 home runs and 54 RBI in 77 games over the first three months of the season but hit .298 with 16 home runs and 40 RBI in 48 games from July 1 through the end of the season...appeared in 96 games at first base, 23 in left field and five in right field but made 19 of his last 24 appearances in left...hit .229 with 15 home runs in 61 games batting third while hitting .293 with 15 home runs in 58 games batting cleanup...batted .284 over his first 19 games but then hit .217 over a 73-game stretch from April 30 to July 18...had his first of three two-homer games May 9 against Colorado Springs and also drove in a season-high six runs...connected for his second two-homer game May 31 at Reno...reached base safely via hit or walk in 29 consecutive games from July 1 to Aug. 1...batted .306 with nine home runs, 22 RBI and a .421 on-base percentage over that span...went 4 for 6 with two home runs July 19 at Colorado Springs...that started a 21-game stretch where he batted .397 with eight home runs and 24 RBI through Aug. 8, earning his first promotion to Oakland Aug. 9...went 9 for 41 (.220) with four home runs and five RBI in 12 games following his option back to Sacramento Aug. 16 before going on the disabled list Aug. 28 with a sprained left thumb...missed the remainder of the regular season but was reinstated on the DL Sept. 8 and went 1 for 5 (.200) with a home run, RBI and two walks in two postseason games against Tacoma...was ranked 28th on *Baseball America's* Top 100 Prospects List prior to the start of the season.

**2009**—Was named the A's Organizational Player of the Year for the second consecutive season after batting a combined .329 with 28 home runs and 115 RBI in 138 games with Double-A Midland and Triple-A Sacramento...was also named Texas League Player of the Year after hitting .337 with 24 home runs and 101 RBI in 125 games with Midland...led all of Minor League Baseball with 179 hits and tied for the lead with 310 total bases...was named to the *Baseball America* Minor League All-Star Team and was also listed as the A's top prospect by the magazine following the season...also ranked second in the minors in RBI, tied for second in extra base hits (73), third in runs scored (115), tied for eighth in doubles (43) and tied for 10th in slugging (.570)...led the Texas League in runs (108), doubles (41), walks (82), on-base percentage (.435), slugging percentage (.576), extra base hits (67) and total bases (282), ranked second in batting, home runs and hits (165) and third in RBI...was also named to the TL Midseason and Postseason All-Star Teams and the Topps/Minor League Baseball Double-A All-Star Team...had career highs in batting, games, at bats (544), runs, hits, doubles, RBI, walks, stolen bases (13), slugging and on-base percentage...led the A's farm system in runs, hits, doubles, RBI, walks, slugging percentage, extra base hits and total bases and ranked second in batting, home runs and on-base percentage...batted .322 with 24 of his 28 home runs against right-handers...was hitting .302 with 13 home runs and 59 RBI in 76 games before the All-Star Break and then hit .392 with 11 home runs and 42 RBI in 49 games for Midland after the break and before his promotion to Sacramento...hit .324 in June, .365 in July and .398 in August...batted .396 when leading off an inning...had a .338 average in 102 games batting third...led TL first basemen with a .993 fielding percentage and 107 double plays in 105 games...including his time with Sacramento, he appeared in 112 games at first base, nine in left field, five in right field and one at third base...was named the best batting prospect, best power prospect and third best prospect overall in the Texas League by *Baseball America*...was ranked #76 on the magazine's Top 100 Prospects list prior to the season...had six RBI June 28 against San Antonio...played for the United States team in the All-Star Futures game in St. Louis and was 0 for 3...had a 25-game hitting streak from July 17 to Aug. 10...hit .474 (46 for 97) with 31 runs, 12 doubles, one triple, seven home runs (.835 slugging percentage) and 27 RBI during the streak...was named Texas League Player of the Week three times over his final four weeks with Midland...was honored for the weeks of July 27 to Aug. 3, Aug. 3 to 10 and Aug. 17 to 24...was promoted to Sacramento Aug. 26...hit three home runs and drove in seven runs Aug. 31 at Reno...batted .296 (8 for 27) with four home runs and six RBI in seven postseason games...added six runs, a double and four walks...played for Guasave in the Mexican-Pacific Winter League and hit .212 with five home runs and 10 RBI in 17 games...homered twice against Culiacan Oct. 17.

**2008**—Was named the A's Organizational Player of the Year and the A's Minor League Player of the Year by *Baseball America* after batting .259 with 39 home runs and 104 RBI in 137 games with Single-A Stockton...his home runs tied for second most in all of minor league baseball to Albuquerque's Dallas McPherson (42)...led all minor leaguers with 75 extra base hits and 288 total bases and tied for fourth in runs (101)...led the California League in games, runs, home runs, RBI, slugging percentage (.569), extra base hits and total bases and ranked third in walks (77)...was voted California League Rookie of the Year and was named to the CL postseason All-Star Team...was also named to *Baseball America*'s High Class-A All-Star team...topped the A's farm system in runs, home runs, slugging percentage, extra base hits and total bases, ranked second in RBI and walks and was fourth in doubles (32)...was named the A's sixth best prospect by *Baseball America* following the season and was also tabbed as the A's Best Power Hitter in the magazine's Best Tools survey...appeared in 46 games at designated hitter, 41 at first base, 41 at third base and 14 in right field...committed 25 errors, including 14 as a third baseman (.846 fielding percentage), 10 at first base (.974) and one in right field (.909)...received his first of three CL Player of the Week honors for the week of April 14-20 when he hit .375 with five home runs, 14 RBI, nine runs scored and six walks...was 3 for 4 with three home runs, six RBI, five runs scored and two walks April 19 at Rancho Cucamonga...also homered twice June 4 and July 9 at Bakersfield and June 19 at High Desert...hit .319 with nine home runs and 28 RBI in 26 games in June...was named CL Player of the Week, June 16-22, after batting .360 with five home runs and 11 RBI...had a grand slam and a season high tying six RBI July 13 against San Jose...homered in four consecutive games from Aug. 7-10 and was named CL Player of the Week, Aug. 4-10, after batting .476 with five home runs and 11 RBI...finished August with 11 home runs and 20 RBI in 29 games...hit .318 (14 for 44) with 11 runs, three doubles, a triple, five home runs, 18 RBI and nine walks (.431 on-base percentage) in 12 postseason games to lead Stockton to the California League Championship...then played for North Shore Honu in the Hawaii Winter Baseball League and batted .228 with two home runs and seven RBI in 23 games...added 17 walks for a .386 on-base percentage.

**2007**—Spent the entire season at Single-A Kannapolis in the Chicago White Sox organization and batted .291 with 25 home runs and 93 RBI in 126 games... was named to the South Atlantic League postseason All-Star Team after finishing third in the league in home runs and tying for third in RBI... was also named a Low Class-A All-Star by *Baseball America*... tied for the lead in the White Sox farm system in home runs and RBI... led Kannapolis in home runs, walks (67) and slugging percentage (.522) and tied for the team lead in runs (84) and RBI... batted .341 against left-handed pitching, .305 with runners in scoring position and .358 at home... hit safely in a season best 16 consecutive games from April 28 to May 14... batted .409 during the streak with five home runs and 15 RBI... had his first of two two-homer games May 19 against Lexington... hit .336 with eight home runs and 29 RBI in 30 games in May... added 21 walks for a .440 on-base percentage... was 4 for 5 with two home runs, four RBI, a walk and five runs scored June 16 against Greensboro... started at designated hitter for the South All-Stars in the SAL All-Star Game and was 0 for 2 with a walk... was traded twice over a 12-day span in December... was dealt by Chicago to Arizona Dec. 3 for outfielder Carlos Quentin and was one of six players the Diamondbacks sent to the A's Dec. 14 in the Dan Haren trade... was rated by *Baseball America* as the eighth best prospect in the Arizona organization before the trade and the 10th best prospect in the A's system following the deal.

**2006**—Began the season at Single-A Kannapolis of the South Atlantic League and hit .130 in 13 games before he was sent to extended spring training April 28... joined Great Falls of the Pioneer Rookie League when its season opened in June and hit .299 with 15 home runs and 59 RBI in 69 games... combined for a .273 batting average, 16 home runs and 64 RBI in 82 games overall... was named to the PL postseason All-Star Team after leading the league in home runs and extra base hits (37), tying for the lead in total bases (143) and intentional walks (5), ranking second in slugging percentage (.570) and third in RBI... was named a Rookie League All-Star by *Baseball America*... was named PL Player of the Week the first week of the season, June 19-25, after batting .545 with three home runs and nine RBI in six games... had a grand slam and a season high five RBI Aug. 1 at Missoula... was named the 10th best prospect in the White Sox organization by *Baseball America* following the season.

**2005**—Made his professional debut at Bristol of the Rookie Appalachian League and hit .283 with 10 home runs and 37 RBI in 65 games... led his team in games, home runs, slugging (.485) and strikeouts (64)... batted .302 with nine of his 10 home runs and 35 of his 37 RBI against right-handed pitching... appeared in 38 games at third base, 20 at first base and one at shortstop... hit his first professional home run June 26 at Kingsport... had two home runs, five RBI and four runs scored Aug. 9 at Johnson City.

## PERSONAL/MISCELLANEOUS

Vernon Christopher Carter was originally signed by White Sox scout George Kachigian... graduated from Sierra Vista (NV) High School in 2005... hit .343 with seven home runs and 35 RBI as a senior and .358 with four home runs and 29 RBI during his junior campaign.

### LIFETIME PLAYING RECORD

Year	Club	AVG.	G	AB	R	H	2B	3B	HR	RBI	SH	SF	HP	BB	SO	SB	CS	SLG	OBP	E
2005	Bristol	.283	65	233	33	66	17	0	10	37	2	2	8	17	64	2	1	.485	.350	16
2006	Kannapolis	.130	13	46	4	6	3	0	1	5	0	0	1	5	17	0	0	.261	.231	4
	Great Falls	.299	69	251	37	75	21	1	15	59	0	1	8	34	70	4	4	.570	.398	16
2007	Kannapolis	.291	126	467	84	136	27	3	25	93	0	5	6	67	112	3	2	.522	.383	11
2008	Stockton	.259	137	506	101	131	32	4	39	104	0	6	7	77	156	4	0	.569	.361	25
2009	Midland	.337	125	490	108	165	41	2	24	101	0	10	11	82	119	13	5	.576	.435	7
	Sacramento	.259	13	54	7	14	2	0	4	14	0	1	0	3	14	0	1	.519	.293	1
2010	Sacramento	.258	125	465	92	120	29	2	31	94	0	5	8	73	138	1	1	.529	.365	12
	OAKLAND	.186	24	70	8	13	1	0	3	7	0	1	0	7	21	1	0	.329	.256	2
2011	Sacramento	.274	75	296	55	81	18	2	18	72	0	3	3	42	85	5	1	.530	.366	3
	Stockton	.333	6	24	3	8	0	0	3	7	0	0	0	4	8	0	0	.708	.429	1
	OAKLAND	.136	15	44	2	6	0	0	0	0	0	0	0	2	20	0	0	.136	.174	1
<b>ML Totals</b>		<b>.167</b>	<b>39</b>	<b>114</b>	<b>10</b>	<b>19</b>	<b>1</b>	<b>0</b>	<b>3</b>	<b>7</b>	<b>0</b>	<b>1</b>	<b>0</b>	<b>9</b>	<b>41</b>	<b>1</b>	<b>0</b>	<b>.254</b>	<b>.226</b>	<b>3</b>
<b>Minor League Totals</b>		<b>.283</b>	<b>754</b>	<b>2832</b>	<b>524</b>	<b>802</b>	<b>190</b>	<b>14</b>	<b>170</b>	<b>586</b>	<b>2</b>	<b>33</b>	<b>52</b>	<b>404</b>	<b>783</b>	<b>32</b>	<b>15</b>	<b>.540</b>	<b>.379</b>	<b>96</b>

## CAREER TRANSACTIONS

**2005** — Selected by the Chicago White Sox organization in the 15th round of the First-Year Player Draft. **2007** — Traded to the Arizona Diamondbacks for outfielder Carlos Quentin, December 3. Traded to the Oakland Athletics with pitchers Brett Anderson, Dana Eveland and Greg Smith and outfielders Aaron Cunningham and Carlos Gonzalez for pitchers Dan Haren and Connor Robertson, December 14.

### VS. THE AMERICAN LEAGUE

2011		CAREER								
AVG.	AB	H	HR	RBI	vs. TEAM	AVG.	AB	H	HR	RBI
—	0	0	0	0	Chicago	.500	8	4	1	1
.000	3	0	0	0	Detroit	.000	3	0	0	0
—	0	0	0	0	Kansas City	.000	5	0	0	0
.500	2	1	0	0	Los Angeles	.200	10	2	0	0
—	0	0	0	0	Minnesota	.000	18	0	0	0
.083	12	1	0	0	Seattle	.182	33	6	2	5
.000	11	0	0	0	Texas	.143	21	3	0	1

### VS. THE NATIONAL LEAGUE

2011		CAREER								
AVG.	AB	H	HR	RBI	vs. TEAM	AVG.	AB	H	HR	RBI
.273	11	3	0	0	Arizona	.273	11	3	0	0
.250	4	1	0	0	Florida	.250	4	1	0	0
.000	1	0	0	0	New York	.000	1	0	0	0

### MONTHLY BREAKDOWN

2011		CAREER								
AVG.	AB	H	HR	RBI	by MONTH	AVG.	AB	H	HR	RBI
.200	5	1	0	0	June	.200	5	1	0	0
.120	25	3	0	0	July	.120	25	3	0	0
—	0	0	0	0	August	.000	19	0	0	0
.143	14	2	0	0	September	.211	57	12	2	4
—	0	0	0	0	October	.375	8	3	1	3

### BATTING BREAKDOWN

2011		CAREER								
AVG.	AB	H	HR	RBI	by CATEGORY	AVG.	AB	H	HR	RBI
.148	27	4	0	0	Home	.244	45	11	1	2
.118	17	2	0	0	Road	.116	69	8	2	5
.136	22	3	0	0	Day	.174	46	8	1	2
.136	22	3	0	0	Night	.162	68	11	2	5
.133	30	4	0	0	Pre-ASG	.133	30	4	0	0
.143	14	2	0	0	Post-ASG	.179	84	15	3	7
.050	20	1	0	0	vs. LHP	.125	40	5	0	1
.208	24	5	0	0	vs. RHP	.189	74	14	3	6
.000	7	0	0	0	RISP	.048	21	1	0	2
—	0	0	0	0	Loaded	1.000	1	1	0	1
.000	1	0	0	0	Pinch Hitter	.000	2	0	0	0
.154	13	2	0	0	Designated Hitter	.111	18	2	0	0

### BALLPARK BREAKDOWN

	AVG.	AB	H	HR	RBI
Angel Stadium	.200	10	2	0	0
Ballpark in Arlington	.000	8	0	0	0
Citi Field	.000	1	0	0	0
Kauffman Stadium	.000	5	0	0	0
O.co Coliseum	.244	45	11	1	2
Safeco Field	.222	27	6	2	5
Target Field	.000	18	0	0	0

### FIELDING STATISTICS

#### First Base

YEAR	PCT.	G	PO	A	E	TC	DP
2011	.986	11	64	4	1	69	5
<b>Totals</b>	<b>.986</b>	<b>11</b>	<b>64</b>	<b>4</b>	<b>1</b>	<b>69</b>	<b>5</b>

#### Outfield

YEAR	PCT.	G	PO	A	E	TC	DP
2010	.926	22	25	0	2	27	0
<b>Totals</b>	<b>.926</b>	<b>22</b>	<b>25</b>	<b>0</b>	<b>2</b>	<b>27</b>	<b>0</b>

### CARTER'S CAREER BESTS

**Hits:** 2 (four times), last: July 2, 2011 vs. Arizona

**Home Runs:** 1 (three times), last: October 2, 2010 at Seattle

**Runs Batted In:** 2 (twice), last: October 2, 2010 at Seattle

**Stolen Bases:** 1, September 27, 2010 at Los Angeles (AL)

**Hitting Streak:** 6, September 20 to 25, 2010

**Hitless Streak (At Bats):** 33, August 9 to September 20, 2010

**Grand Slams:** None.

**Pinch-Hit Home Runs:** None.

**Inside-The-Park Home Runs:** None.

**Game Ending Home Runs:** None.

**Lead Off Home Runs:** None.

## A'S CONTRACT STATUS

**Through 2012 (37):** IF Brandon Allen, RHP Grant Balfour (includes club options for 2013), 1B Daric Barton, LHP Jerry Blevins, LHP Dallas Braden, RHP Andrew Carignan, IF Chris Carter, RHP Bartolo Colon, RHP Ryan Cook, OF Collin Cowgill, RHP Fautino De Los Santos, RHP Joey Devine, C Josh Donaldson, LHP Sean Doolittle, LHP Pedro Figueroa, LHP Brian Fuentes (includes club option for 2013), RHP Graham Godfrey, OF Jonny Gomes, IF Kila Ka'aihue, RHP Brandon McCarthy, LHP Tommy Milone, OF Jermaine Mitchell, LHP Jordan Norberto, C Derek Norris, RHP Jarrod Parker, RHP Brad Peacock, SS Cliff Pennington, C, Anthony Recker, OF Josh Reddick, IF/OF Adam Rosales, RHP Tyson Ross, IF Scott Sizemore, OF Seth Smith, IF Eric Sogard, OF Michael Taylor, RHP Neil Wagner, 2B Jemile Weeks.

**Through 2013 (2):** LHP Brett Anderson (includes club options for 2014 and 2015), OF Coco Crisp (includes club option for 2014), C Kurt Suzuki (includes club option for 2014).

## FABIO CASTRO

55

## LEFT-HANDED PITCHER

**Height/Weight:** 5-7 / 185**Bats/Throws:** Left / Left**Birthdate:** January 20, 1985**Opening Day Age:** 27**Birthplace/Resides:** Monte Cristi, Dominican Republic / Santiago, Dominican Republic**Major League Service:** 1 year, 67 days**Obtained:** Signed to a minor league contract, December 20, 2011**Contract Status:** First year of a one-year contract through 2012.

## CAREER HIGHLIGHTS

Has pitched for six different organizations over 10 professional seasons, including two seasons in the majors with Texas (2006) and Philadelphia (2006-07)...has a 3.30 ERA in 30 games, including one start...is 62-41 with a 3.59 ERA (327 er in 820.1 ip) in 294 games, 90 starts, as a minor leaguer...was originally signed by the Chicago White Sox as a non-drafted free agent, Dec. 26, 2001...led the Carolina League with 53 appearances in 2005 at Winston-Salem...selected by Kansas City in the 2005 Rule 5 draft and was traded to Texas the same day for former Athletic Esteban German...was sent to Toronto Sept. 29, 2008 as the player to be named later in an earlier trade in which the Blue Jays sent former Athletic Matt Stairs to Philadelphia.

## 2011 HIGHLIGHTS

Spent the entire season with Triple-A Tacoma in the Seattle organization where he posted a 5-4 record and 3.63 ERA in 24 games, including 12 starts...also converted his only save opportunity...allowed a .244 opponents batting average, including .239 (48-for-201) against right-handed hitters compared to .255 (26-for-102) against left-handers...yielded seven of his nine home runs to righties...opponents hit .263 with runners in scoring position...was 5-3 with a 4.07 ERA and .263 opponents batting average in his 12 starting assignments, 0-1 with a 2.29 ERA and .183 opponents average in 12 relief appearances...however, allowed all five of his inherited runners to score in relief...made all of his starts before going on the disabled list June 21 with a fractured left foot...pitched exclusively in relief after he was reinstated Aug. 3...went 0-3 with a 5.18 ERA in 12 games at home compared to 5-1 with a 2.06 ERA in 12 games on the road...the Rainiers were 8-4 (.667) in his starting assignments...tossed six innings in just three of his 12 starts, allowed two runs or fewer seven times and walked two batters or fewer nine times...pitched at least one inning in each of his 12 relief appearances...played for Cibao in the Dominican Winter League following the season, logging a 0-4 record and 6.12 ERA in 13 games, nine starts.

**TACOMA:** Allowed a season-high nine hits in his first start April 11 at Fresno...then tossed 5.0 scoreless innings in his next start against Sacramento April 16 before allowing a season-high eight runs on a season-high-tying nine hits April 21 against Colorado Springs...also fanned a season-high six against the SkySox...was 0-2 with an 8.03 ERA over his first three starts...then went 4-0 with a 2.82 ERA over his next seven starts from April 26 to May 30...tossed a season-high 6.0 innings three times over that span, including April 26 at Salt Lake and May 7 against Las Vegas when he matched his season-high with six strikeouts...issued a season-high five walks in 4.1 innings May 2 against Tucson...made back-to-back relief appearances June 3 and 7...tossed 3.0 scoreless innings on the 3rd against Reno for his only save of the season...made two more starts, including June 20 against Salt Lake when he allowed four runs in six hits in 4.0 innings to snap his four-game winning streak...was placed on the disabled list the next day with a fractured left foot...was reinstated Aug. 3 and pitched exclusively in relief following his return, going 0-1 with a 2.87 ERA in 10 appearances...did not allow a run in four consecutive appearances from Aug. 22 to Sept. 3 (5.0 ip, 1 h)...struck out four batters in 3.1 innings in his final outing Sept. 5 against Fresno...it was his longest outing as a reliever in 2011.

## CAREER

**2010**—Spent the season with Triple-A Pawtucket in the Boston organization...went 7-9 with a 4.93 ERA in 31 games, 15 starts...went 3-7 with a 5.72 ERA in his 15 starts...was effective in a relief role



with a 4-3 record and 3.71 ERA in 16 appearances...stranded 7 of 9 inherited runners...recorded eight games with five or more strikeouts...pitched for Gigantes del Cibao in the Dominican Winter League following the season and was 4-2 with a 2.65 ERA in 10 starts...recorded back-to-back starts of 11 and 12 strikeouts, Nov. 6 and Nov. 11 vs. Aguilas.

**2009**—Combined to go 9-6 with a 4.01 ERA in 29 starts between Double-A New Hampshire and Triple-A Las Vegas in the Blue Jays organization...posted the 10th best ERA among Blue Jays minor leaguers...it marked his first season used exclusively as a starter...earned Eastern League Pitcher of the Week honors for April 20-27 after going 1-0 with a 1.80 ERA in two starts...struck out 17 and walked just two in 10.0 innings...was promoted to Las Vegas on April 29...named Pacific Coast League Pitcher of the Week for May 4-11...had a win in two starts and did not allow an earned run in 13.0 innings...yielded just five hits...went 0-1 with a 2.47 ERA in nine starts for Gigantes del Cibao in the Dominican Winter League.

**2008**—Spent most of the season with Double-A Reading of the Eastern League, making 27 appearances, including 16 starts...as a starter with Reading, was 7-2 with a 4.13 ERA...was 1-0 with a 5.57 mark out of the bullpen...promoted to Lehigh Valley Aug. 8 and made three appearances, including two starts...recalled by the Phillies Aug. 28 but did not appear in a game before being optioned back to Lehigh Valley Aug. 29...traded to Toronto Sept. 29 as the player to be named later in the trade in which the Phillies acquired Matt Stairs Aug. 29...appeared in nine games, eight starts, for Gigantes del Cibao in the Dominican Winter League, going 1-1 with a 5.97 ERA.

**2007**—Appeared in 10 games, including one start, over three stints with the Phillies...in the Majors, held left-handed batters to a .063 average...made first ML start Aug. 23 against Los Angeles (NL)...combined to go 6-1 with one save and a 3.02 ERA in 25 minor league relief outings with Double-A Reading and Triple-A Ottawa.

**2006**—Made Texas' Opening Day roster...made his Major League debut April 6 against Detroit (3.2 ip, 3 h, 2 r, 1 er, 3 bb, 2 so)...placed on the 15-day disabled May 2 with a strained left groin...made six rehab appearances with Double-A Frisco and Triple-A Oklahoma before being activated June 16...did not appear in another game for Texas before being designated for assignment...traded to Philadelphia June 29...did not allow a run in his first 17.1 innings with the Phillies...earned his first ML save Sept. 27 at Washington...pitched for Gigantes del Cibao in the Dominican Winter League...made one start for the Dominican Republic in the Caribbean Series, earning the win with 5.0 shutout innings.

**2005**—Spent the entire season with the Winston-Salem and led the Carolina League with 53 appearances...held opposing batters to a .209 batting average, including a .133 clip with runners in scoring position...ended the season with 14.0 consecutive scoreless innings over his final 11 games...pitched winter ball for Gigantes in the Dominican Republic and was 0-1 with a 2.01 ERA in 24 games.

**2004**—Combined to go 5-1 with a 2.91 ERA in 43 relief appearances between Kannapolis and Winston-Salem.

**2003**—Split the season between Single-A Bristol and Single-A Kannapolis...combined to go 6-4 with a 2.02 ERA in 21 appearances, including two starts...ranked fourth in the Appalachian League with six wins and fifth with a .173 opponents batting average...allowed one earned run over his final 18.2 IP with Bristol to earn a promotion to Kannapolis Aug. 23.

**2002**—Pitched first professional season for the White Sox Dominican Summer League (R) team...went 10-2 with eight saves and a 1.95 ERA in 25 games, including two starts.

## PERSONAL/MISCELLANEOUS

Fabio Enrique Castro...was originally signed by White Sox scout Denny Gonzalez.

## LIFETIME PITCHING RECORD

Year	Club	W	L	ERA	G	GS	CG	SHO	SV	IP	H	R	ER	HR	HB	BB	IBB	SO	WP	BK
2002	DSL White Sox	10	2	1.95	25	2	0	0	8	64.2	37	17	14	3	3	23	4	89	2	1
2003	Bristol	6	2	1.72	19	0	0	0	2	47.0	29	14	9	1	1	19	1	59	6	2
	Kannapolis	0	2	3.27	2	2	0	0	0	11.0	8	5	4	0	0	5	0	16	0	0
2004	Kannapolis	4	0	3.00	37	0	0	0	3	51.0	44	20	17	2	3	23	0	44	2	0
	Winston-Salem	1	1	2.35	6	0	0	0	0	7.2	2	2	2	0	1	2	0	9	1	0
2005	Winston-Salem	5	5	2.28	53	0	0	0	6	79.0	58	23	20	7	3	37	0	75	4	0
2006	TEXAS	0	0	4.32	4	0	0	0	0	8.1	6	5	4	0	0	7	0	5	0	0
	Frisco	0	1	1.98	5	4	0	0	0	13.2	14	7	3	1	0	8	0	10	1	0
	Oklahoma City	0	0	4.91	1	1	0	0	0	3.2	5	2	2	0	0	1	0	5	0	0
	PHILADELPHIA	0	1	1.54	16	0	0	0	1	23.1	12	4	4	1	2	6	0	13	0	1
2007	Ottawa	5	5	4.01	21	7	0	0	1	58.1	53	32	26	7	1	33	1	47	0	0
	PHILADELPHIA	0	0	6.00	10	1	0	0	0	12.0	9	8	8	2	0	13	0	14	0	0
	Reading	2	0	2.70	11	0	0	0	1	16.2	12	5	5	0	0	6	0	24	3	0
2008	Reading	8	2	4.40	27	16	1	0	0	110.1	109	56	54	14	5	46	0	95	3	0
	Lehigh Valley	0	2	8.10	3	2	0	0	0	10.0	14	10	9	1	0	6	0	10	1	0
2009	New Hampshire	2	0	0.83	4	4	0	0	0	21.2	15	2	2	0	1	3	0	24	0	0
	Las Vegas	7	6	4.49	25	25	0	0	0	142.1	148	78	71	7	4	64	0	81	2	0
2010	Pawtucket	7	9	4.93	31	15	0	0	0	104.0	113	60	57	9	3	50	0	102	3	0
2011	Tacoma	5	4	3.63	24	12	0	0	1	79.1	74	40	32	9	1	34	0	64	2	0
<b>AL Totals</b>		<b>0</b>	<b>0</b>	<b>4.32</b>	<b>4</b>	<b>0</b>	<b>0</b>	<b>0</b>	<b>0</b>	<b>8.1</b>	<b>6</b>	<b>5</b>	<b>4</b>	<b>0</b>	<b>0</b>	<b>7</b>	<b>0</b>	<b>5</b>	<b>0</b>	<b>0</b>
<b>NL Totals</b>		<b>0</b>	<b>1</b>	<b>3.06</b>	<b>26</b>	<b>1</b>	<b>0</b>	<b>0</b>	<b>1</b>	<b>35.1</b>	<b>21</b>	<b>12</b>	<b>12</b>	<b>3</b>	<b>2</b>	<b>19</b>	<b>0</b>	<b>27</b>	<b>0</b>	<b>1</b>
<b>ML Totals</b>		<b>0</b>	<b>1</b>	<b>3.30</b>	<b>30</b>	<b>1</b>	<b>0</b>	<b>0</b>	<b>1</b>	<b>43.2</b>	<b>27</b>	<b>17</b>	<b>16</b>	<b>3</b>	<b>2</b>	<b>26</b>	<b>0</b>	<b>32</b>	<b>0</b>	<b>1</b>

## CAREER TRANSACTIONS

**2001** — Signed by the Chicago White Sox organization as a non-drafted free agent, December 26. **2005** — Selected by the Kansas City Royals in the Rule 5 Draft, December 8. Traded to the Texas Rangers for infielder Esteban German, December 8. **2006** — On disabled list, April 23 to June 15; included rehabilitation assignments to Frisco, May 20 to June 11 and Oklahoma City, June 12 to 15. Traded to the Philadelphia Phillies for pitcher Daniel Haigwood, June 29. **2008** — Traded to the Toronto Blue Jays September 29 as the player to be named later in which Philadelphia acquired Matt Stairs August 29. **2009** — Elected free agency, November 9; signed by the Boston Red Sox, December 4. **2010** — Elected free agency, October 4; signed by the Seattle Mariners to a minor league contract, December 5. **2011** — Elected free agency, November 2; signed by the Oakland Athletics to a minor league contract, December 20.

## RECENT NON-ROSTER INVITEES TO PLAY FOR OAKLAND

<b>2011:</b> Andy LaRoche, Jai Miller	Voigt
<b>2010:</b> Cedrick Bowers	<b>1997:</b> Patrick Lennon, Richie Lewis, Dave Magadan, Mike Oquist
<b>2009:</b> Kevin Cameron, Matt Carson	<b>1996:</b> Rafael Bournigal, Paul Fletcher, Buddy Groom, Torey Lovullo, Matt Stairs, Dave Telgheder
<b>2008:</b> Brooks Conrad, Kirk Saarloos, Mike Sweeney	<b>1994:</b> Geronimo Berroa, Steve Ontiveros, Ed Vosberg
<b>2007:</b> J.J. Furmaniak, Erasmo Ramirez	<b>1993:</b> Dale Sveum, Curt Young
<b>2006:</b> Doug Clark, Randy Keisler	<b>1992:</b> Rich Gossage, Mike Kingery, Jeff Parrett
<b>2005:</b> Hiram Bocachica, Jermaine Clark, Britt Reames	<b>1991:</b> Brad Komminsk
<b>2004:</b> Ramon Castro	<b>1989:</b> Chris Bando, Billy Beane, Bill Dawley, Brian Snider
<b>2003:</b> Mike Edwards, David McCarty, Adam Melhuse	
<b>2002:</b> Jose Flores, Larry Sutton	
<b>2001:</b> Andy Abad, Erik Hiljus, Robin Jennings, Tom Wilson	
<b>2000:</b> Jon Rattliff, Rich Sauveur, Jeff Tam	
<b>1999:</b> John Jaha, Kevin Jarvis	
<b>1998:</b> Jim Dougherty, Gil Heredia, Kevin Mitchell, Jack	

*Note: List only includes players not with the A's organization the previous year*

## VS. THE AMERICAN LEAGUE

2011		CAREER												
ERA	W	L	S	G	IP	ER	vs. TEAM	ERA	W	L	S	G	IP	ER
—	0	0	0	0	0.0	0	Detroit	2.45	0	0	0	1	3.2	1
—	0	0	0	0	0.0	0	Los Angeles	9.00	0	0	0	1	1.0	1
—	0	0	0	0	0.0	0	Tampa Bay	0.00	0	0	0	1	1.0	0
—	0	0	0	0	0.0	0	Toronto	0.00	0	0	0	2	4.1	0

## VS. THE NATIONAL LEAGUE

2011		CAREER												
ERA	W	L	S	G	IP	ER	vs. TEAM	ERA	W	L	S	G	IP	ER
—	0	0	0	0	0.0	0	Arizona	6.75	0	0	0	1	2.2	2
—	0	0	0	0	0.0	0	Atlanta	2.70	0	0	0	3	3.1	1
—	0	0	0	0	0.0	0	Chicago	0.00	0	0	0	2	3.0	0
—	0	0	0	0	0.0	0	Cincinnati	—	0	0	0	0	0.0	0
—	0	0	0	0	0.0	0	Colorado	9.00	0	0	0	2	2.0	2
—	0	0	0	0	0.0	0	Florida	2.35	0	1	0	5	7.2	2
—	0	0	0	0	0.0	0	Houston	0.00	0	0	0	1	0.1	0
—	0	0	0	0	0.0	0	Los Angeles	1.80	0	0	0	1	5.0	1
—	0	0	0	0	0.0	0	Milwaukee	27.00	0	0	0	1	0.1	1
—	0	0	0	0	0.0	0	New York	1.50	0	0	0	4	6.0	1
—	0	0	0	0	0.0	0	Philadelphia	—	0	0	0	0	0.0	0
—	0	0	0	0	0.0	0	Pittsburgh	—	0	0	0	0	0.0	0
—	0	0	0	0	0.0	0	San Diego	0.00	0	0	0	1	1.0	0
—	0	0	0	0	0.0	0	San Francisco	INF	0	0	0	1	0.0	3
—	0	0	0	0	0.0	0	St. Louis	0.00	0	0	0	1	0.1	0
—	0	0	0	0	0.0	0	Washington	4.50	0	0	1	2	2.0	1

## MONTHLY BREAKDOWN

2011		CAREER												
ERA	W	L	S	G	IP	ER	by MONTH	ERA	W	L	S	G	IP	ER
—	0	0	0	0	0.0	0	April	3.52	0	0	0	4	7.2	3
—	0	0	0	0	0.0	0	May	21.60	0	0	0	4	1.2	4
—	0	0	0	0	0.0	0	June	3.18	0	0	0	2	5.2	2
—	0	0	0	0	0.0	0	July	0.00	0	0	0	4	5.1	0
—	0	0	0	0	0.0	0	August	1.20	0	0	0	7	15.0	2
—	0	0	0	0	0.0	0	September	5.14	0	0	1	8	7.0	4
—	0	0	0	0	0.0	0	October	6.75	0	1	0	1	1.1	1

## PITCHING BREAKDOWN

2011		CAREER												
ERA	W	L	S	G	IP	ER	by CATEGORY	ERA	W	L	S	G	IP	ER
—	0	0	0	0	0.0	0	Home	2.70	0	0	0	20	30.0	9
—	0	0	0	0	0.0	0	Road	4.61	0	1	1	10	13.2	7
—	0	0	0	0	0.0	0	Day	4.74	0	1	0	12	19.0	10
—	0	0	0	0	0.0	0	Night	2.19	0	0	1	18	24.2	6
—	0	0	0	0	0.0	0	Pre-ASG	5.06	0	0	0	11	16.0	9
—	0	0	0	0	0.0	0	Post-ASG	2.28	0	1	1	19	27.2	7
—	0	0	0	0	0.0	0	Starter	1.80	0	0	0	1	5.0	1
—	0	0	0	0	0.0	0	Reliever	3.49	0	1	1	29	38.2	15

## BALLPARK BREAKDOWN

	ERA	W	L	S	G	IP	ER
Angel Stadium	9.00	0	0	0	1	1.0	1
AT&T Park	INF	0	0	0	1	0.0	3
Busch Stadium	0.00	0	0	0	1	0.1	0
Citizens Bank Park	2.38	0	0	0	17	22.2	6
Rangers Ballpark	3.68	0	0	0	3	7.1	3
RFK Stadium	9.00	0	0	1	1	1.0	1
Rogers Centre	0.00	0	0	0	1	3.0	0
Shea Stadium	3.00	0	0	0	2	3.0	1
Sun Life Stadium	6.75	0	1	0	1	1.1	1
Turner Field	0.00	0	0	0	1	1.0	0
Wrigley Field	0.00	0	0	0	1	3.0	0

## FIELDING STATISTICS

Pitcher								
Year	Pct.	G	PO	A	E	TC	DP	
2006	.857	20	0	6	1	7	1	
2007	1.000	10	1	0	0	1	0	
<b>Totals</b>	<b>.875</b>	<b>30</b>	<b>1</b>	<b>6</b>	<b>1</b>	<b>8</b>	<b>1</b>	

## CASTRO'S CAREER BESTS

**Low Hit Complete Game:** None  
**Innings Pitched:** 5.0, August 23, 2007 vs. Los Angeles (NL). As reliever: 3.2, April 6, 2006 vs. Detroit  
**Strikeouts:** 4, August 23, 2007 vs. Los Angeles (NL).  
**As reliever:** 3, September 2, 2006 vs. Atlanta  
**Longest Winning Streak:** None  
**Longest Losing Streak:** 1, October 1, 2006 to present  
**Longest Scoreless Streak:** 17.1, June 30 to August 24, 2006

**OUTFIELDER****Height/Weight:** 5-10 / 210**Bats/Throws:** Right / Right**Birthdate:** October 18, 1985**Opening Day Age:** 26**Birthplace/Resides:** Granma, Cuba / Santiago, Dominican Republic**Major League Service:** None**Obtained:** Signed as a non-drafted free agent, March 3, 2012**Contract Status:** First year of a four-year contract through 2015.**CAREER HIGHLIGHTS**

Played for Granma in Cuba's Serie Nacional for eight seasons before defecting to the Dominican Republic following the 2010-11 season...batted .323 (668-for-2069) with 145 home runs and 464 RBI in 528 games over his final six seasons...added 119 doubles and 14 triples for a .604 slugging percentage...has a .565 career slugging percentage, which ranks ninth all-time in Cuba...had 177 career home runs...led the league in runs (89) and RBI (99) and tied for the league lead in home runs (33), while batting .333 in 90 games during his final season in 2010-11...played for Cuba in the 2009 World Baseball Classic and hit .458 with two home runs and five RBI in six games...led Cuba's Serie Nacional in runs scored in 2006-07 (79) and 2005-06 (89).

**2011 HIGHLIGHTS**

Played for Aguilas Cibaenas during the Dominican Winter League playoffs and batted .143 with one double, one home run and two RBI in nine games...did not walk and struck out 10 times.

**CAREER**

**2010-11**—Led Cuba's Serie Nacional in runs (89) and RBI (99), tied for the lead in home runs (33), ranked fifth in slugging (.667) and tied for 10th in hits (118)...the 33 home runs are a league record...named to the All-Star Game but did not appear in the game...hit .368 against left-handed pitching compared to .325 against right-handers...22 of his 33 home runs came with runners on base...including three grand slams...hit three home runs Dec. 15 against Guantanamo...also had three two-homer games...tallied 10 outfield assists...batted .222 with two home runs and eight RBI in 13 postseason games.

**2009-10**—Played for Cuba in the 2009 World Baseball Classic and hit .458 with two home runs and five RBI in six games...added a double and three triples and scored five runs...was also a member of Cuba's World Cup team and hit .214 with a home run and three RBI in 10 games...in Cuba, ranked third in the league in runs (87), eighth in home runs (22), ninth in slugging (.617) and 10th in hits (118)...batted .316 with eight home runs in 79 at bats against left-handed pitching compared to .354 with 14 home runs in 263 at bats against right-handers...had a pair of two-homer games...connected for a grand slam Nov. 29 against Cienfuegos...had 10 assists as an outfielder...also appeared in two games at shortstop.

**2008-09**—Tied for third in Cuba's Serie Nacional in home runs (24), tied for fourth in runs (83), ranked ninth in RBI (76) and 10th in slugging (.601)...hit .358 against left-handed pitching compared to .314 against right-handers...hit three home runs Feb. 5 against Guantanamo...also had two two-homer games...collected 11 assists as an outfielder.

**2007-08**—Ranked second in Cuba's Serie Nacional in home runs (26), tied for third in RBI (78) and tied for fourth in runs (82)...went 0 for 3 in the All-Star Game...hit .306 against left-handed pitching compared to .279 against right-handers...16 of his 26 home runs came with runners on base...including two grand slams...had four two-homer games...tallied 14 outfield assists.

**OAKLAND A'S  
CUBAN-BORN  
PLAYERS**

Bert Campaneris  
Jose Canseco  
Ozzie Canseco  
Tito Fuentes  
Orlando Gonzalez  
George Lauzerique  
Marty Martinez  
Ariel Prieto  
Diego Segui  
Jose Tartabull

**2006-07**—Ranked first in Cuba’s Serie Nacional in runs (79), tied for third in home runs (17), tied for fourth in stolen bases (15) and RBI (66), fifth in doubles (24), tied for fifth in hit by pitches (14) and sixth in slugging (.541)...went 3 for 4 with a RBI in the All-Star Game to help Orientales to a 2-0 win over Occidentales...hit .359 with five home runs in 78 at bats against left-handed pitching compared to .286 with 12 home runs in 262 at bats against right-handers...had 13 assists in 78 games as an outfielder... also appeared in one game at shortstop.

**2005-06**—Ranked first in Cuba’s Serie Nacional in runs (89), second in home runs (23), fourth in slugging (.649), fifth in RBI (78), tied for sixth in hits (119), tied for seventh in doubles (24)...went 0 for 2 in the All-Star Game...hit .417 against left-handed pitching compared to .333 against right-handers... connected for two two-homer games...belted a grand slam April 22 against Holguin...had eight outfield assists...hit .167 with a home run and four RBI in nine postseason games.

## PERSONAL/MISCELLANEOUS

Yoenis Céspedes Milanés...his mother, Estela, pitched for Cuba in the 2000 Summer Olympics.

### LIFETIME PLAYING RECORD

Year	Club	AVG.	G	AB	R	H	2B	3B	HR	RBI	SH	SF	HP	BB	SO	SB	CS	SLG	OBP	E
2003	Granma (Cuba)																			
2004	Granma (Cuba)																			
2005	Granma (Cuba)	.351	88	339	89	119	24	4	23	78	0	2	13	44	53	8	3	.649	.442	10
2006	Granma (Cuba)	.303	89	340	79	103	24	3	17	66	1	3	14	42	53	15	10	.541	.409	4
2007	Granma (Cuba)	.284	89	366	82	104	16	2	26	78	0	3	2	32	50	4	4	.552	.342	9
2008	Granma (Cuba)	.323	85	328	83	106	19	0	24	76	0	6	10	43	40	15	0	.601	.411	6
2009	Granma (Cuba)	.345	87	342	87	118	19	4	22	67	0	1	7	42	45	5	3	.617	.426	4
2010	Granma (Cuba)	.333	90	354	89	118	17	1	33	99	0	3	7	49	40	11	3	.667	.424	5

### CAREER TRANSACTIONS


**2012** — Signed by the Oakland Athletics organization as a non-drafted free agent, March 3.

### WORLD BASEBALL CLASSIC RECORD

Year	Club	AVG.	G	AB	R	H	2B	3B	HR	RBI	SH	SF	HP	BB	SO	SB	CS	SLG	OBP	E
2009	Cuba	.458	6	24	5	11	1	3	2	5	0	0	1	1	4	0	1	.412	.316	1

## MICHAEL CHOICE

35



## OUTFIELDER

Height/Weight: 6-0 / 215

Bats/Throws: Right / Right

Birthdate: November 10, 1989

Opening Day Age: 22

Birthplace/Resides: Fort Worth, Texas / Arlington, Texas

Major League Service: None

Obtained: Selected in the 1st round (10th selection overall) of the 2010 First-Year Player Draft

Contract Status: First year of a one-year contract through 2012.

## CAREER HIGHLIGHTS

The A's first round selection in the 2010 First-Year Player Draft has a .281 (162-for-576) batting average, 37 home runs and 108 RBI in 148 games in two seasons as a professional...also has 38 doubles and three triples for a .550 slugging percentage...has scored 100 runs and drawn 78 walks (.376 on-base percentage)...shared A's Organizational Player of the Year honors with Jermaine Mitchell in 2011... named to the California League Postseason All-Star team last year after leading the league in home runs (30)...also named to the Arizona Fall League Top Prospects team after playing for Phoenix in 2011... named the A's third best prospect by *Baseball America* following the 2010 season and the fifth best following 2011.

## 2011 HIGHLIGHTS

Shared A's Organizational Player of the Year honors with Jermaine Mitchell after batting .285 with 30 home runs and 82 RBI in 118 games with Single-A Stockton...tied for 12th in all of minor league baseball in home runs...was named to the California League Postseason All-Star team after leading the league in home runs and ranking fifth in slugging percentage (.542)...was also named to the Topps Class A All-Star Team and to the *Baseball America* High Class A All-Star Team...ranked second in the A's farm system in home runs, RBI and total bases (253), third in extra base hits (59), tied for third in runs (79), fourth in slugging, tied for sixth in walks (61), seventh in hits (133), ninth in on-base percentage (.376) and tied for ninth in doubles (28)...led Stockton in runs, hits, home runs, RBI, total bases and slugging...hit .320 (31-for-97) against left-handed pitching compared to .276 (102-for-370) against right-handers...had a .248 batting average at the All-Star Break but hit .332 in 53 games after the break...batted .315 on the road while hitting 17 of his 30 home runs at home...16 of his 30 home runs came with runners on base...appeared in 98 games on defense, all as a center fielder...also hit .257 with four home runs and 13 RBI in 20 games at designated hitter...hit third in all 118 of his games...reached base safely via hit or walk in 105 of those contests...had 38 multiple hit games...played for Phoenix in the Arizona Fall League following the season and batted .318 with six home runs and 18 RBI in 17 games...added nine walks for a .423 on-base percentage and five doubles for a .667 slugging percentage...named to the AFL Top Prospects Team and also played in the Rising Stars Game...tied for third in the AFL in home runs and ranked fourth in slugging...named AFL Co-Player of the Week Oct. 10 after going 8-for-17 (.471) with three home runs and four RBI over his first four games...was rated as the A's fifth-best prospect by *Baseball America* following the season.

**STOCKTON:** Got off to a slow start, batting .225 over his first 30 games through May 12...stole a season-high two bases May 4 at Inland Empire...had a nine-game hitting streak from May 13-21 (13-for-37, .351)...reached base in all five plate appearances May 18 at Bakersfield when he singled, homered and drew three walks...had two two-homer games in a four-game series at Visalia in late May, going deep twice May 25 and 27...went 0 for 5 with five strikeouts June 3 against Bakersfield...then reached base safely via hit, walk or hit by pitch in 47 consecutive games from June 5 to Aug. 11, matching the longest such streak in the Cal League in 2011 (Kole Calhoun, Inland Empire)...batted .339 with a .434 on-base percentage during the streak...had his third two-homer game of the season June 19 against Rancho Cucamonga...hit safely in a season-high 17 consecutive games from July 1 to 18...went 32 for 72 (.444) with six doubles, nine home runs, 21 RBI and 15 runs scored during the streak...homered in five consecutive games from July 2-6...earned Cal League Batter of the Week honors for the week of



July 4-10 after going 13-for-30 (.433) with three doubles, four home runs and 13 RBI in seven games... hit his first of two grand slams July 4 at High Desert and then went 5 for 6 with two doubles, a home run and a season-high five RBI the next day against the Mavericks...had three RBI the day after that, going 9 for 16 with three home runs and 12 RBI in the three-game series against High Desert...went 4 for 6 July 12 at Bakersfield...was named Topps California League Player of the Month in July after batting .416 with 10 home runs and 22 RBI in 22 games...added six doubles for an .820 slugging percentage and nine walks for a .475 on-base percentage...went 2 for 3 Aug. 8 against Rancho Cucamonga to lift his average to a season-high .294...then went 4-for-32 (.125) over his next eight games...had a 12-game hitting streak from Aug. 21 to Sept. 4 (16-for-47, .340)...hit his second grand slam of the season Aug. 28 against Inland Empire...batted .426 (20-for-47) with four doubles, three home runs and 11 RBI in 11 postseason games for the Ports.

## CAREER

**2010**—Was the A's first round selection in the First-Year Player Draft and signed July 29...went 0 for 7 with two walks in three games with the A's affiliate in the Arizona Rookie League before he was transferred to Single-A Vancouver of the Short-Season Northwest League Aug. 6...batted .284 with seven home runs and 26 RBI in 27 games with the Canadians for a .266 average in 30 games overall...hit .316 with six of his seven home runs and 21 of his 26 RBI against right-handed pitching compared to .133 against left-handers...his average improved to .294 with runners in scoring position...five of his seven home runs came with runners on base...batted .393 during the day, .222 at night...hit third 20 times, second seven times, fourth twice and sixth once...appeared in 29 games in center field, including all 27 of his outings with Vancouver...was named the A's third best prospect by *Baseball America* following the season and was also tabbed by the magazine as the number two prospect in the Northwest League...made his professional debut Aug. 3 against the Padres' AZL affiliate and was 0 for 2 in a start at designated hitter...went 0 for 13 over his first five games before a 2 for 4 performance Aug. 9 against Tri-Cities began a six-game hitting streak (11 for 25, .440)...connected for his first professional home run Aug. 13 against Everett and then hit four home runs over a six-game span from Aug. 17-23...had 15 RBI over that stretch, including a season-high five Aug. 20 against Boise...went 4-for-4 with three doubles in the final regular season game Sept. 5 against Everett...then appeared in two postseason games for Vancouver, going 3 for 9 (.333) with a walk...the Canadians were swept in the best of three semi-finals and he was transferred to Kane County Sept. 11 for the Midwest League Semi-Finals...went 4 for 12 (.333) with two home runs and four RBI in three postseason games with the Cougars.

## PERSONAL/MISCELLANEOUS

Michael B. Choice was originally signed by A's scout Armann Brown...attended the University of Texas-Arlington and left as the Mavericks' career leader in home runs (34)...reached base safely in 157 of 166 collegiate games...was named Southland Conference Player and Hitter of the Year as a junior in 2010...hit a league-leading .383 with 16 home runs and 59 RBI while leading the nation with a school and conference record 76 walks (.568 on-base percentage)...reached base safely in all 60 games, giving him a 72-game reaching base streak dating back to 2009...earned *Baseball America* 1st-Team All-America honors...was named Southland Conference Freshman of the Year in 2008 after hitting .376 with seven home runs and 51 RBI...played for the USA Baseball Collegiate National Team following the 2009 season...graduated from Timberview High School.

## LIFETIME PLAYING RECORD

Year	Club	AVG.	G	AB	R	H	2B	3B	HR	RBI	SH	SF	HP	BB	SO	SB	CS	SLG	OBP	E
2010	Arizona A's	.000	3	7	1	0	0	0	0	0	0	0	0	2	2	0	0	.000	.222	0
	Vancouver	.284	27	102	20	29	10	2	7	26	0	1	3	15	43	6	1	.627	.388	2
2011	Stockton	.285	118	467	79	133	28	1	30	82	0	4	10	61	134	9	5	.542	.376	6
<b>Minor League Totals</b>		<b>.281</b>	<b>148</b>	<b>576</b>	<b>100</b>	<b>162</b>	<b>38</b>	<b>3</b>	<b>37</b>	<b>108</b>	<b>0</b>	<b>5</b>	<b>13</b>	<b>78</b>	<b>179</b>	<b>15</b>	<b>6</b>	<b>.550</b>	<b>.376</b>	<b>8</b>

## CAREER TRANSACTIONS

**2010** — Selected by the Oakland Athletics organization in the 1st round (10th selection overall) of the First-Year Player Draft.

**RIGHT-HANDED PITCHER****Height/Weight:** 5-11 / 267**Bats/Throws:** Right / Right**Birthdate:** May 24, 1973**Opening Day Age:** 38**Birthplace/Resides:** Alta Mira, Dominican Republic / Puerto Plata, Dominican Republic**Major League Service:** 13 years, 61 days**Obtained:** Signed as a free agent, January 24, 2012**Contract Status:** First year of a one-year contract through 2012.**CAREER HIGHLIGHTS**

Is a two-time All-Star (1998 and 2005) and won the American League Cy Young Award in 2005...has compiled a 161-113 record and a 4.09 ERA in 357 games, 351 starts, in 14 seasons with six teams...among pitchers active at the end of the 2011 season, he ranked sixth in complete games (32), tied for sixth in shutouts (9) and tied for ninth in wins...his 161 wins are third-most among Dominican-born pitchers behind Juan Marichal (243) and Pedro Martinez (219)...also ranks third among Dominicans in games started, innings pitched (2241.0) and strikeouts (1742)...has struck out 10 or more batters in a game 17 times, including a career-high 14 May 29, 1998 at Toronto...is 4-1 with a 2.79 ERA (12 er in 38.2 ip) in six career Opening Day starts...is 2-3 with a 3.61 ERA (21 er in 52.1 ip) in nine career postseason starts...from 1998-2005, he was the only Major League pitcher to win at least 14 games in each season...however, he has made just 73 starts since then, going 22-31 with a 4.72 ERA (221 er in 421.1 ip) in two more seasons with Los Angeles (2006-07), one with Boston (2008), another with the White Sox (2009) and last year with New York (AL)...did not pitch in the majors in 2010...won 20 games in 2002, tallying 10 wins with Cleveland and 10 with Montreal to become the second pitcher in Major League history to win at least 10 games in each league in the same season...the other was Hank Borowy, who did it in 1945 with the Yankees and Cubs...also topped 20 wins in his Cy Young season of 2005 when he went 21-8 with a 3.48 ERA in 33 starts with the Angels.

**2011 HIGHLIGHTS**

Went 8-10 with a 4.00 ERA in 29 games, 26 starts, with the New York Yankees...allowed a .267 opponents batting average, including .238 (76-for-320) against right-handed hitters compared to .297 (96-for-323) against left-handers...yielded 15 of his 21 home runs to lefties...15 of his home runs came with the bases empty as have 27 of his 34 over his last two seasons...was 6-4 with a 3.20 ERA and 79 strikeouts in 15 games, 12 starts, prior to the All-Star Break...it marked his lowest ERA prior to the break since a 2.74 ERA with Cleveland and Montreal in 2002...had his most strikeouts in the first half of a season since recording 89 with Los Angeles (AL) in 2005...went 2-6 with a 4.96 ERA after the break...made 10 starts on four days rest, going 1-5 with a 4.62 ERA...was 7-4 with a 3.59 ERA in 16 starts on five or more days rest...went 6-1 with a 3.00 ERA in 10 starts during the day compared to 2-8 with a 4.78 ERA in 16 starts at night...over half of his strikeouts (75-of-135, 55.6%) were on called third strikes...walked just three of the 172 batters that he faced to lead off an inning...tossed at least seven innings in seven of his starts and held his opponent scoreless four times...walked two batters or fewer in 23 of his 26 starts

**NEW YORK:** Appeared on his 12th career Opening Day roster...was named as a member of the Yankees bullpen March 26 and was signed to a Major League contract and added to the 25-man roster March 30...opened the season in the bullpen and made three relief appearances – all in games started by Phil Hughes, tossing at least 3.0 innings in each outing...made his Yankees debut in an April 3 loss to Detroit, allowing four earned runs in 4.0 innings...it was his first relief appearance since 2007...made his first start as a Yankee April 20 at Toronto (after Hughes was placed on the DL), earning the win in the 6-2 Yankees victory (6.2 ip, 5 h, 2 er, 2 bb, 7 so, 1 hr)...it marked his first start since the second game of a

**ALL-TIME  
DOMINICAN  
BORN LEADERS****WINS**

243	Juan Marichal
219	Pedro Martinez
<b>161</b>	<b>Bartolo Colón</b>
135	Ramon Martinez
129	Pedro Astacio

**STRIKEOUTS**

3154	Pedro Martinez
2303	Juan Marichal
<b>1742</b>	<b>Bartolo Colón</b>
1664	Pedro Astacio
1606	Jose Rijo

doubleheader July 24, 2009 with Chicago (AL) at Detroit...it was his first win since May 26, 2009 with Chicago (AL) at Los Angeles (AL)...held the White Sox to one earned run in 8.0 innings in his second start April 27 at Yankee Stadium...was the first pitcher since Kevin Brown in 2004 to win his first two starts as a Yankee with an ERA of 1.84 or better...allowed a stolen base to the Orioles' Mark Reynolds in the eighth inning May 18 at Baltimore, snapping a streak of 167.1 innings without allowing a stolen base...it was the longest active streak in the Majors...walked four batters, including two intentionally, May 23 against Toronto...it was the first time he issued two intentional walks in one game...tossed his ninth career shutout and 32nd career complete game May 30 at Oakland at age 38 years, 6 days, becoming one of just five Yankees as old or older to toss a complete game win in the last 25 years (Roger Clemens, Tommy John, Randy Johnson and David Wells)...also joined John Smoltz and Tim Wakefield as the only pitchers in Major League history to throw a shutout at that age or older after not throwing a shutout in any of their previous four years of play...the start marked the second time in 2011 and 17th time in his career in which he fired at least 8.0 scoreless innings...left the game in the seventh inning June 11 vs. Cleveland with a strained left hamstring...was placed on the 15-day disabled list June 12 and missed 18 games...was reinstated from the DL prior to his start July 2 at New York (NL)...did not allow a run in consecutive starts June 11 against Cleveland and July 2 at New York (NL), marking the first time that he accomplished the feat since 2001...it was the third time in his career...lasted just 0.2 innings July 14 at Toronto, allowing eight runs, three earned, on six hits and two walks...it matched his shortest career start (also April 9, 1997 at Seattle)...the five unearned runs tied for the second most by an AL pitcher in a single game in 2011...went 0-4 with a 5.36 ERA over his final 10 starts spanning August and September...according to Elias, became the first Yankees pitcher to finish a season with a streak of 10 or more winless starts since Jim Beattie went 0-5 over his last 10 starts in 1979...recorded a 5.96 ERA in September, which tied for the ninth-highest in the Majors for the month.

## CAREER

**2010**—Did not pitch during the season...went 2-1 with a 1.93 ERA in seven starts for Aguilas in the Dominican Winter League...struck out 28 and walked just six in 37.1 innings...surrendered just one home run...held the opposition to a .250 batting average, including .167 with runners in scoring position.

**2009**—Went 3-6 with a 4.19 ERA and 38 strikeouts in 12 starts in his second stint with the White Sox...signed with Chicago as a free agent Jan. 15...tied for fourth in the American League with 13 unearned runs allowed...received just 3.25 runs of support...made his season debut with 6.0 scoreless innings April 11 vs. Minnesota...had his 12-game winning streak vs. Texas end May 10 at U.S. Cellular Field after allowing five earned runs in 4.2 innings...was removed after 5.0 scoreless innings May 16 at Toronto due to a stomach ailment...lasted just 2.0 innings May 20 vs. Minnesota, allowing eight runs, one earned...was on the disabled list from June 9-July 23 with patella femoral inflammation in his left knee...returned for one start before landing on the disabled list again July 29 with right elbow inflammation...was reinstated from the DL and released by the Sox Sept. 16.

**2008**—Split the season between Triple-A Pawtucket and the Red Sox in his first season in the Boston organization...went 3-1 with a 2.27 ERA in nine starts with Pawtucket and 4-2 with a 3.92 ERA in seven starts with the Red Sox...signed as a free agent Feb. 24...began the season on Pawtucket's disabled list with a strained left oblique...was reinstated May 10 and had his contract purchased by Boston May 21...won his Red Sox debut May 21 against Kansas City, allowing two earned runs in 5.0 innings...went 3-0 with a 3.50 ERA in his first three starts...was on the disabled list from June 17 to Sept. 7 with a lower back strain...made six rehabilitation starts with Pawtucket...was recalled Sept. 9 and made one start Sept. 13 vs. Toronto, allowing two earned runs in 6.0 innings...did not pitch the remainder of the season.

**2007**—Made 19 appearances, 18 starts, with the Angels, going 6-8 with a 6.34 ERA...began the season on the disabled list after recovering from a strained right Lattissimus Dorsi muscle...was recalled from a three-game rehabilitation assignment with Single-A Rancho Cucamonga (two starts) and Triple-A Salt Lake (one) April 21...won his first five decisions for the first time in career...struck out a season-high 11 batters in 7.0 innings April 26 against Tampa Bay...registered his 1,500th career strikeout (Chris Duncan) June 8 at St. Louis...made his 300th career start June 24 against Pittsburgh...was on the disabled list from July 24 to Sept. 9 with a strained right elbow...made two rehab starts with Triple-A Salt Lake, going 1-0 with a 4.50 ERA...made his third career relief appearance Sept. 29 at Oakland (1.0 ip), his first since Sept. 27, 1997 in the first game of a doubleheader against Minnesota.

**2006**—Went 1-5 with a 5.11 ERA in just 10 starts with the Angels...was limited to 10 starts due to various right shoulder injuries...was initially placed on the 15-day disabled list with inflammation in his right shoulder...made three rehabilitation starts (two with Triple-A Salt Lake and one with Single-A Rancho Cucamonga), going 0-1 with a 4.60 ERA...was activated from the disabled list June 17...tossed his eighth career shutout July 5 at Seattle, allowing four hits...returned to the disabled list July 30 with a partial thickness tear in his right rotator cuff and missed the remainder of the season...pitched for the Dominican Republic in the World Baseball Classic, going 1-0 with a 0.64 ERA.

**2005**—Was named the American League Cy Young Award winner after going 21-8 with a 3.48 ERA and two complete games in 33 starts in his second season with the Angels...finished with 118 points, including 17 first place votes and 11 second-place votes...became the second Angels pitcher to garner the honor (Dean Chance in 1964)...also named *The Sporting News* AL Pitcher of the Year, Players Choice AL Pitcher of the Year and to the AL All-Star Team...ranked among AL Leaders in wins (1st), winning percentage (4th, .714), innings pitched (7th), ERA (8th) and strikeouts (t-8th, 157)...the career-best 21 victories were tied for the third-most in club history...became the third Angel pitcher to lead the AL in wins (Clyde Wright in 1970 and Nolan Ryan in 1974) and became the first 20-game winner since 1974...reached the 200.0 innings pitched mark for the fifth straight season (seven overall)...was the first Angel pitcher to 10 wins before July 1 since 1991 (Mark Langston and Chuck Finley)...made his fifth career Opening Day start and second straight with the Angels...won a career-best eight straight decisions (10 starts) from July 21 to Sept. 10...pitched into the 10th inning Aug. 30 against Oakland, the first Angel pitcher to do so since Mark Langston Sept. 27, 1992 at the White Sox (10.0 ip)...was named the AL Pitcher of the Month for August (5-0, 1.72 ERA), his third career award (also June, 1998 and May, 2002)...went 0-1 with a 4.50 ERA in two ALDS starts against New York...was charged with the loss in Game 1 at Angel Stadium, allowing four earned runs in 7.0 innings...left Game 5 after 1.0 innings due to an inflamed right shoulder and missed the remainder of the postseason.

**2004**—Matched his career high (third time) with 34 starts in his first season with Anaheim, going 18-12 with a 5.01 ERA...the 18 wins finished as the third-most by an Angel in the first year with the club, trailing Bill Singer (20 in 1973) and Nolan Ryan (19 in 1972)...also totaled the most victories by an Angel right-hander since Mike Witt in 1986 (18-10)...became the first pitcher since Bobo Newsom in 1938 (20 wins, 5.08 ERA) to win 18 games with a 5.00 ERA...ranked among the American League leaders in home runs allowed (t-2nd), wins (t-3rd) and starts (t-3rd)...also led the Angels in wins and starts...surrendered a career-high 38 home runs...went 6-8 with a 6.38 ERA before the All-Star Break and 12-4 with a 3.63 ERA in the second half...the 12 wins after the Midsummer Classic tied for second in the majors with Roy Oswalt...was 6-0 vs. Texas...reached 1,500 career innings pitched July 22 at Texas...combined with Francisco Rodriguez and Troy Percival on a one-hitter July 27 against Texas...made one postseason start and did not factor in the decision in Game 2 of the ALDS against Boston...allowed three earned runs in 6.0 innings.

**2003**—Went 15-13 with a 3.87 ERA, nine complete games and 173 strikeouts in his first season with the White Sox...established career highs in innings pitched and complete games and tied his career best with 34 starts...his nine complete games tied for the Major League lead...also finished among the American League leaders in innings pitched (2nd), starts (t-5th), strikeouts (7th), losses (t-10th) and wild pitches (t-10th, 8)...induced 31 double play grounders, which were the most in the majors...threw 3,529 pitches, which was the third-highest total in the AL...also averaged 14.6 pitches per inning (5th-fewest) and averaged 103.8 pitches per game (7th)...compiled a 2.95 ERA during the day, which was ninth-best in the AL among starters with at least 61.0 innings...served a five-game suspension from May 22-26, handed down by Major League Baseball for hitting Baltimore's Jerry Hairston May 15 after warnings had been issued to both benches...recorded his 1000th career strikeout (Ellis Burks) June 2 at Cleveland...needed just 87 pitches in complete-game win June 7 at Los Angeles...did not surrender a walk in 24.0 innings from July 22-Aug. 6...tossed four complete games in a six-game span from Sept. 2-28, including three straight Sept. 2-13...became the first White Sox pitcher since Jack McDowell (July 30-Aug. 8, 1994) to throw three consecutive complete games...earned American League Pepsi Pitcher of the Week honors (third career) for the week of Sept. 8-14, going 2-0 with a 1.00 ERA and two complete games...had a season-high 10 strikeouts Sept. 22 at New York, his third 10-plus strikeout performance against the Yankees in eight career starts...earned his 100th career victory Sept. 27 at Kansas City, allowing three runs on five hits in complete-game outing.

## COLÓN'S CAREER 10-STRIKEOUT GAMES (17)

- 14 May 29, 1998 at Toronto
- 13 Sept. 18, 2000 at New York (AL)
- 12 May 17, 2000 vs. Detroit
- 12 June 3, 2000 at St. Louis
- 11 June 4, 2005 at Boston
- 11 April 26, 2007 vs. Tampa Bay
- 10 April 4, 1998 at Anaheim
- 10 June 21, 1998 vs. New York (AL)
- 10 June 24, 2000 vs. Detroit
- 10 July 26, 2000 at Toronto
- 10 Sept. 28, 2000 vs. Minnesota
- 10 April 29, 2001 vs. Texas
- 10 May 16, 2001 at Texas
- 10 Aug. 3, 2001 vs. Seattle
- 10 Aug. 8, 2001 at Minnesota
- 10 Sept. 30, 2001 vs. Minnesota
- 10 Aug. 27, 2003 at New York (AL)

**2002**—Split the season between Cleveland and Montreal, going 20-8 with a 2.93 ERA, eight complete games, three shutouts and 149 strikeouts in 33 starts...went 10-4 with each club to become only the second pitcher in Major League history to win at least 10 games in each league in the same season, joining Hank Borowy, who was 10-5 with the New York Yankees and 11-2 with the Chicago Cubs in 1945...tied Arizona's Randy Johnson for the ML lead in complete games and also ranked among baseball's leaders in shutouts (t-3rd), pitches per start (4th, 107.2), wins (t-5th), innings pitched (6th) and ERA (7th)...despite splitting his season between leagues, tied for fourth in the American League and tied for fifth in the National League in complete games (four in each league)...made his third straight Opening Day start for Cleveland March 31 at Anaheim, throwing a complete-game, five-hit shutout...it was the Indians first complete-game shutout on Opening Day since 1968 (Sonny Siebert) and the first in the majors since Dwight Gooden in 1993...was traded by Cleveland to the Expos June 27 with pitcher Tim Drew and cash in return for first baseman Lee Stevens shortstop Brandon Phillips, left-hander Cliff Lee and outfielder Grady Sizemore...led Indians staff in every pitching category at time of trade...was Montreal's Pitcher of the Month for July after going 4-1 with a 2.80 ERA and three complete games...tied his then-career best with a six-game winning streak from June 11 to July 18...registered a two-hit shutout Aug. 19 against San Diego...faced just 29 batters and threw 95 pitches...pitched for Aguilas in the Dominican Winter League, making one start in both the regular season and playoffs.

**2001**—Ranked among the American League leaders in starts (t-3rd, 34), strikeouts (5th, 201), strikeouts per nine innings (t-8th, 8.1) and innings pitched (9th, 222.1)...became the first Indians pitcher since Gaylord Perry (1972-74) to record 200-plus strikeouts in back-to-back seasons...struck out 10 or more batters five times...lasted eight innings or more nine times...threw 3,650 pitches, the most in the AL...went 8-5 with a 3.28 ERA in the second half...yielded a team-high 26 home runs...fanned 10 in complete-game victory Aug. 3 against Seattle and 10 in his next start Aug. 8 at Minnesota, the first time he has struck out 10 or more in back-to-back outings...had a streak of 16 straight starts with at least 6.0 innings ended June 2 at New York...made his second career Opening Day start April 2 against the White Sox...was ejected by home-plate umpire Andy Fletcher July 17 at Houston for throwing over the head of Scott Servais...was suspended seven games by Major League Baseball...suspension was later reduced to six games and was served from July 28 to Aug. 2...was 1-1 with a 1.84 ERA and 13 strikeouts in two ALDS starts against Seattle...earned the victory in Game 1 at Safeco Field, tossing 8.0 scoreless innings with 10 strikeouts...suffered the loss in Game 4 at Safeco Field despite not allowing a run in the first six frames.

**2000**—Ranked among the American League leaders in strikeouts (career-high 212), ERA (5th, 3.88) and wins (9th, 15)...his average of 10.1 strikeouts per nine innings was second in the AL and fourth in baseball...became first Indians pitcher since Dennis Eckersley in 1976 to record 200 strikeouts...also finished among the league leaders in opponents slugging percentage (2nd, .371), opponents average with runners in scoring position (t-2nd, .205) and opponents average (3rd, .233)...struck out 10 or more batters six times...won his first career Opening Day start April 3 at Baltimore despite walking six batters...left his third start April 15 against Texas with a pulled left oblique muscle...was placed on the 15-day disabled list for the first time in career the next day...made one rehab start and was reinstated May 12...struck out 12 May 17 vs. Detroit...took no-hitter into seventh inning June 3 at St. Louis before allowing a single to Mark McGwire...struck out 12 in that game...tied an AL record by walking the first four batters of the game June 29 at Kansas City...set an Indians record by striking out the first six hitters July 26 at Toronto...tied Bob Feller's 1938 club record for most consecutive strikeouts in one game...won his final six decisions after Aug. 1, going 6-0 with a 3.05 ERA in 12 starts...threw a career-best 20.0 consecutive scoreless innings from Sept. 13-28...registered a one-hit shutout Sept. 18 at New York, striking out 13 in a 2-0 win over Roger Clemens...carried a no-hitter into the eighth inning before allowing a one-out single to Luis Polonia...it was his 50th career victory...went seven scoreless innings in his next

start Sept. 23 vs. Kansas City, allowing two hits... was named AL Pitcher of the Week for Sept. 18-24 for his efforts... made two starts for Aguilas in the Dominican Winter League.

**1999**—Finished fourth in the American League Cy Young Award voting, including three second-place votes, after winning a then-career-high 18 games... his 18 wins tied for second in the AL and were the most by a Cleveland pitcher since Greg Swindell was 18-14 in 1988... also ranked among the league leaders in ERA (7th, 3.95)... averaged 7.1 strikeouts per nine innings, which tied for 10th in the AL... opponents hit .242, fourth-best among AL starters... his 3.78 road ERA was sixth in the league... went 11-2 with a 2.60 ERA in 15 second-half starts, lowering his season ERA from 5.35 to 3.95... held opponents to a .212 average after the break... went 4-0 with a 2.36 ERA in July... won five straight starts from Aug. 9-30 and was 8-1 with a 2.75 ERA over his last 10 starts... skipped his last scheduled start Sept. 20 at Detroit due to tendinitis in right shoulder... made two ALDS starts vs. Boston, going 0-1 with a 9.00 ERA and 12 strikeouts... did not factor in the decision in Game 1 at Jacobs Field, striking out 11 in 8.0 innings... lost Game 4 at Fenway Park while pitching on three days rest for the first time in his career... allowed seven earned runs in 1.0 inning... signed a contract through 2002 with a club option for 2003 March 25.

**1998**—Spent his first full season in the major leagues and was named to his first American League All-Star Team... his six complete games tied for fifth in the AL and he ranked 10th with a 3.71 ERA... recorded his first career shutout April 4 at Anaheim, allowing four hits while striking out 10... struck out a career-high 14 in complete-game, five-hitter at Toronto May 29... posted another four-hit shutout June 8 vs. Pittsburgh (95 pitches)... named AL Pitcher of the Month for June after going 4-1 with a 1.30 ERA and two complete games, including one shutout... was the winning pitcher in the All-Star Game July 7 at Colorado despite allowing a three-run homer to Barry Bonds... tossed 1.0 inning of relief... was 9-4 with an AL-best 2.46 ERA at the break but was 5-5 with a 5.65 ERA in the second half... opponents hit .323 after the break compared to just .218 before... went 1-0 with a 1.23 ERA in two postseason starts... received a no decision in his playoff debut in Game 4 of the ALDS vs. Boston, allowing one earned run in 5.0 innings... earned his first postseason win in Game 3 of the ALCS against the Yankees, tossing a complete game four-hitter... became the first Cleveland pitcher to hurl a complete game in the postseason since Bob Lemon in Game 1 of the 1954 World Series.

**1997**—Had five separate stints with the Indians... made his Major League debut April 4 at Anaheim, a no decision... failed to make it out of the first inning in his second start April 9 at Seattle... optioned to Triple-A Buffalo April 11... recalled April 26 and made two starts before his second option to Buffalo May 10... recalled again May 28... earned his first ML win June 7 at Boston, allowing four runs, one earned, in 7.0 innings... optioned to Buffalo a third time June 20 but was recalled again July 13... made eight starts with the Indians between July 13-Aug. 24, going 1-4 with a 5.10 ERA... threw his first career complete game in a 2-0 loss July 28 against Anaheim... optioned to Buffalo Aug. 24 and recalled for the fifth and final time Sept. 6... made 10 starts with Buffalo over five separate stints, going 7-1 with a 2.22 ERA... threw a nine-inning no-hitter June 20 against New Orleans.

**1996**—Named by *Baseball America* as the No. 1 Pitching Prospect in the Cleveland organization... spent the majority of season at Double-A Canton-Akron, posting a 1.74 ERA in an injury-shortened season... held opponents to a .196 average... began season in rotation, making nine starts before being placed on disabled list May 30 with a sprained ligament in right elbow... activated July 24... made three starts upon his return before being moved to the bullpen... promoted to Buffalo Aug. 6, making eight relief appearances... was named Pitcher of the Year in the Dominican Winter League after going 4-1 with a 0.21 ERA in 10 starts for Aguilas... the ERA was the lowest in DWL history.

**1995**—Named Carolina League Pitcher of the Year at Single-A Kinston... led the CL in strikeouts (152) and ranked second in ERA (1.96) and wins (13) despite missing the final month of the season... averaged 10.63 strikeouts per nine innings, best in the CL and second among all Single-A starters... held opponents to a .202 average, third-best in the CL and fifth among Single-A starters... named to CL Midseason All-Star Team... was placed on disabled list Aug. 1 with a bone bruise in right elbow and missed the remainder of the season.

**1994**—Tied for second in the Appalachian League in wins (seven) and ranked third in strikeouts (84) at Single-A Burlington... also ranked fifth among AL starters in opponents average (.192).



**1993**—Made his professional debut with Santiago in the Dominican Summer League...was second in the Cibao Division in ERA (2.59) and fourth in strikeouts (48).

## PERSONAL/MISCELLANEOUS

Bartolo Colón was originally signed by Indians scout Winston Llenas...is married, Rosanna...has three sons: Bartolo, Emilio and Wilder...in 2005, donated \$50,000 to the American Red Cross to benefit Hurricane Katrina victims...has provided funds for the construction of an amateur baseball stadium in his hometown of Altamira in the Dominican Republic...his brother, Jose, pitched in Cleveland's farm system.

## LIFETIME PITCHING RECORD

Year	Club	W	L	ERA	G	GS	CG	SHO	SV	IP	H	R	ER	HR	HB	BB	IBB	SO	WP	BK
1993	DSL Indians	6	1	2.59	11	10	2	1	1	66.0	44	24	19	0	0	33	0	43	2	2
1994	Burlington	7	4	3.14	12	12	0	0	0	66.0	46	32	23	3	4	44	0	84	6	2
1995	Kinston	13	3	1.96	21	21	0	0	0	128.2	91	31	28	8	0	39	0	152	4	3
1996	Canton-Akron	2	2	1.74	13	12	0	0	0	62.0	44	17	12	2	2	25	0	56	3	1
	Buffalo	0	0	6.00	8	0	0	0	0	15.0	16	10	10	2	0	8	0	19	2	0
1997	CLEVELAND	4	7	5.65	19	17	1	0	0	94.0	107	66	59	12	3	45	1	66	5	0
	Buffalo	7	1	2.22	10	10	1	1	0	56.2	45	15	14	4	0	23	0	54	1	1
1998	CLEVELAND	14	9	3.71	31	31	6	2	0	204.0	205	91	84	15	3	79	5	158	4	0
1999	CLEVELAND	18	5	3.95	32	32	1	1	0	205.0	185	97	90	24	7	76	5	161	4	0
2000	CLEVELAND	15	8	3.88	30	30	2	1	0	188.0	163	86	81	21	4	98	4	212	4	0
	Buffalo	1	0	1.80	1	1	0	0	0	5.0	6	1	1	0	0	0	0	4	0	0
2001	CLEVELAND	14	12	4.09	34	34	1	0	0	222.1	220	106	101	26	2	90	2	201	4	1
2002	CLEVELAND	10	4	2.55	16	16	4	2	0	116.1	104	37	33	11	2	31	1	75	3	0
	MONTREAL	10	4	3.31	17	17	4	1	0	117.0	115	48	43	9	0	39	4	74	1	0
2003	CHICAGO (AL)	15	13	3.87	34	34	9	0	0	242.0	223	107	104	30	5	67	3	173	8	3
2004	ANAHEIM	18	12	5.01	34	34	0	0	0	208.1	215	122	116	38	3	71	1	158	1	0
2005	LOS ANGELES (AL)	21	8	3.48	33	33	2	0	0	222.2	215	93	86	26	3	43	0	157	2	1
2006	LOS ANGELES (AL)	1	5	5.11	10	10	1	1	0	56.1	71	39	32	11	3	11	0	31	1	0
	Rancho Cucamonga	0	0	0.00	1	1	0	0	0	4.0	2	0	0	0	0	1	0	3	0	0
	Salt Lake	0	1	6.17	2	2	0	0	0	11.2	14	8	8	4	1	2	0	3	0	0
2007	Rancho Cucamonga	1	0	1.86	2	2	0	0	0	9.2	6	2	2	0	0	1	0	10	0	0
	Salt Lake	2	0	2.40	3	3	0	0	0	15.0	12	4	4	0	0	3	0	8	0	0
	LOS ANGELES (AL)	6	8	6.34	19	18	0	0	0	99.1	132	74	70	15	5	29	1	76	1	0
2008	Pawtucket	3	1	2.27	9	9	0	0	0	31.2	23	9	8	2	0	6	0	21	0	1
	BOSTON	4	2	3.92	7	7	0	0	0	39.0	44	23	17	5	2	10	0	27	0	0
2009	CHICAGO (AL)	3	6	4.19	12	12	0	0	0	62.1	69	42	29	13	2	21	3	38	1	0
	Kannapolis	0	1	2.57	1	1	0	0	0	7.0	7	2	2	0	0	1	0	8	0	0
	Charlotte	1	1	3.75	2	2	0	0	0	12.0	10	5	5	2	0	4	0	1	1	0
2010										(Did not pitch)										
2011	NEW YORK (AL)	8	10	4.00	29	26	1	1	0	164.1	172	85	73	21	3	40	3	135	0	0
<b>AL Totals</b>		<b>151</b>	<b>109</b>	<b>4.13</b>	<b>340</b>	<b>334</b>	<b>28</b>	<b>8</b>	<b>0</b>	<b>2124.0</b>	<b>2125</b>	<b>1068</b>	<b>975</b>	<b>268</b>	<b>47</b>	<b>711</b>	<b>29</b>	<b>1668</b>	<b>38</b>	<b>5</b>
<b>NL Totals</b>		<b>10</b>	<b>4</b>	<b>3.31</b>	<b>17</b>	<b>17</b>	<b>4</b>	<b>1</b>	<b>0</b>	<b>117.0</b>	<b>115</b>	<b>48</b>	<b>43</b>	<b>9</b>	<b>0</b>	<b>39</b>	<b>4</b>	<b>74</b>	<b>1</b>	<b>0</b>
<b>ML Totals</b>		<b>161</b>	<b>113</b>	<b>4.09</b>	<b>357</b>	<b>351</b>	<b>32</b>	<b>9</b>	<b>0</b>	<b>2241.0</b>	<b>2240</b>	<b>1116</b>	<b>1018</b>	<b>277</b>	<b>47</b>	<b>750</b>	<b>33</b>	<b>1742</b>	<b>39</b>	<b>5</b>

## CAREER TRANSACTIONS

**1993** — Signed by the Cleveland Indians organization as a non-drafted free agent, June 26. **2000** — On disabled list, April 16 to May 11; included rehabilitation assignment to Buffalo, May 7 to 11. **2001** — On suspended list, July 28 to August 2. **2002** — Traded to the Montreal Expos with pitcher Tim Drew and cash considerations for pitcher Cliff Lee, infielders Lee Stevens and Brandon Phillips and outfielder Grady Sizemore, June 27. **2003** — Traded to the Chicago White Sox with infielder Jorge Nunez for pitchers Rocky Biddle and Orlando Hernandez and first baseman Jeff Liefer, January 15. On suspended list, May 21 to 26. Elected free agency, October 27; signed by the Anaheim Angels, December 10. **2006** — On disabled list, April 16 to June 17; included rehabilitation assignments to Rancho Cucamonga, June 1 to 4, and Salt Lake, June 5 to 17. On disabled list July 27 to October 1. **2007** — On disabled list, March 23 to April 20; included rehabilitation assignments to Rancho Cucamonga, April 5 to 12, and Salt Lake, April 13 to 19. On disabled list, July 24 to September 8; included rehabilitation assignment to Salt Lake, August 25 to September 8. Elected free agency, October 29. **2008** — Signed by the Boston Red Sox organization to a minor league contract, February 25. On disabled list, June 17 to September 6; included rehabilitation assignment to Pawtucket, August 5 to September 2. On suspended list, September 19 to 24. On restricted list, September 25 to October 30. Elected free agency, October 31. **2009** — Signed by the Chicago White Sox, January 15. On disabled list, June 8 to July 22; included rehabilitation assignments to Charlotte, July 9 to 12 and July 16 to 19, and Kannapolis, July 13 to 15. On disabled list, July 25 to September 15. Released, September 16. **2011** — Signed by the New York Yankees to a minor

league contract, January 26. On disabled list, June 12 to July 1. Elected free agency, October 30. **2012** — Signed by the Oakland Athletics, January 24.

### DIVISION SERIES RECORD

Year	Club	W	L	ERA	G	GS	CG	SHO	SV	IP	H	R	ER	HR	HB	BB	IBB	SO	WP	BK
1998	CLE vs. BOS	0	0	1.59	1	1	0	0	0	5.2	5	1	1	1	0	3	1	3	0	0
1999	CLE vs. BOS	0	1	9.00	2	2	0	0	0	9.0	11	9	9	3	0	4	0	12	0	0
2001	CLE vs. SEA	1	1	1.84	2	2	0	0	0	14.2	12	3	3	0	0	6	0	13	0	0
2004	ANA vs. BOS	0	0	4.50	1	1	0	0	0	6.0	7	3	3	1	0	3	0	3	0	0
2005	LAA vs. NYY	0	1	4.50	2	2	0	0	0	8.0	10	4	4	0	1	2	0	7	0	0
<b>Totals</b>		<b>1</b>	<b>3</b>	<b>4.15</b>	<b>8</b>	<b>8</b>	<b>0</b>	<b>0</b>	<b>0</b>	<b>43.1</b>	<b>45</b>	<b>20</b>	<b>20</b>	<b>5</b>	<b>1</b>	<b>18</b>	<b>1</b>	<b>38</b>	<b>0</b>	<b>0</b>

### LEAGUE CHAMPIONSHIP SERIES RECORD

Year	Club	W	L	ERA	G	GS	CG	SHO	SV	IP	H	R	ER	HR	HB	BB	IBB	SO	WP	BK
1998	CLE vs. NYY	1	0	1.00	1	1	1	0	0	9.0	4	1	1	0	0	4	0	3	0	0

### ALL-STAR GAME RECORD

Year	Club	W	L	ERA	G	GS	CG	SHO	SV	IP	H	R	ER	HR	HB	BB	IBB	SO	WP	BK
1998	A.L./COL	1	0	27.00	1	0	0	0	0	1.0	2	3	3	1	0	1	0	1	0	0
2005	A.L./DET	0	0	0.00	1	0	0	0	0	1.0	1	0	0	0	0	0	0	0	0	0
<b>Totals</b>		<b>1</b>	<b>0</b>	<b>13.50</b>	<b>1</b>	<b>0</b>	<b>0</b>	<b>0</b>	<b>0</b>	<b>2.0</b>	<b>3</b>	<b>3</b>	<b>3</b>	<b>1</b>	<b>0</b>	<b>1</b>	<b>0</b>	<b>1</b>	<b>0</b>	<b>0</b>

### WORLD BASEBALL CLASSIC RECORD

Year	Club	W	L	ERA	G	GS	CG	SHO	SV	IP	H	R	ER	HR	HB	BB	IBB	SO	WP	BK
2006	Dominican Republic	1	0	0.64	3	3	0	0	0	14	13	1	1	0	0	2	0	7	0	0

### OAKLAND A'S RECENT EJECTIONS

Date	Player/Coach	Umpire	Date	Player/Coach	Umpire
July 31, 2011	Ryan Sweeney	Dan Bellino	Sept. 28, 2006	Milton Bradley	Wally Bell
July 22, 2011	Gerald Perry	Marty Foster	Sept. 22, 2006	Milton Bradley	Ron Kulpa
June 16, 2011	Bob Melvin	Tim Tschida	August 9, 2006	Milton Bradley	Paul Schrieber
May 27, 2011	Bob Geren	Angel Campos	July 25, 2006	Justin Duchscherer	Mark Wegner
May 7, 2011	Josh Willingham	Bill Miller	July 23, 2006	Frank Thomas	Adam Dowdy
Sept. 12, 2010	Daric Barton	Hunter Wendelstedt	July 9, 2006	Gerald Perry	Eric Cooper
Aug. 3, 2010	Bob Geren	Gary Darling	May 2, 2006	Jason Kendall	Dale Scott
July 27, 2010	Jack Cust	Kerwin Danley	April 16, 2006	Jay Payton	Ed Rapuano
July 20, 2010	Coco Crisp	Bob Davidson	Sept. 28, 2005	Mark Kotsay	Mike Everitt
July 6, 2010	Daric Barton	Mike Winters	May 9, 2005	Ken Macha	Mark Carlson
June 23, 2010	Bob Geren	Jerry Crawford	June 16, 2004	Arthur Rhodes	Bruce Dreckman
June 7, 2010	Jim Skaalen	Eric Cooper	April 19, 2004	Mark Kotsay	Paul Emmel
May 23, 2010	Bob Geren	Greg Gibson	Sept. 6, 2003	Terry Francona	Hunter Wendelstedt
Sept. 22, 2009	Adam Kennedy	Eric Cooper	Sept. 2, 2003	Terrence Long	Marvin Hudson
August 16, 2009	Bob Geren	Gary Darling	August 17, 2002	Jim Mecir	Rob Drake
July 28, 2009	Bob Geren	Adrian Johnson	August 17, 2002	Art Howe	Rob Drake
May 25, 2009	Jim Skaalen	Brian Knight	July 27, 2002	Art Howe	Kerwin Danley
May 9, 2009	Bob Geren	Paul Nauert	May 23, 2002	Mike Magnante	Bruce Froemming
August 21, 2008	Frank Thomas	Bill Hohn	April 24, 2002	Rick Peterson	Ed Montague
June 24, 2008	Ty Van Burkleo	Jeff Nelson	August 26, 2001	Erik Hiljus	Chris Guccione
June 22, 2008	Mark Ellis	Lance Barksdale	August 7, 2001	Ramon Hernandez	Kerwin Danley
June 22, 2008	Bob Geren	Lance Barksdale	July 26, 2001	Cory Lidle	Paul Emmel
Sept. 16, 2007	Nick Swisher	Chuck Meriwether	May 16, 2001	Art Howe	Jeff Nelson
August 23, 2007	Santiago Casilla	John Hirschbeck	July 30, 2000	Mike Quade	Rob Drake
August 18, 2007	Bob Geren	Mike Mutschinski	July 20, 2000	Art Howe	Chuck Meriwether
July 8, 2007	Joe Blanton	Tim McClelland	June 24, 2000	Rick Peterson	Gerry Davis
May 1, 2007	Bob Geren	Charlie Reliford	April 22, 2000	Doug Jones	Mike Everitt

## VS. THE AMERICAN LEAGUE

2011		CAREER												
ERA	W	L	S	G	IP	ER	vs. TEAM	ERA	W	L	S	G	IP	ER
1.52	1	1	0	4	23.2	4	Baltimore	3.26	11	8	0	24	151.2	55
3.00	0	2	0	3	15.0	5	Boston	4.08	8	11	0	25	156.2	71
1.13	1	0	0	1	8.0	1	Chicago	3.97	10	6	0	20	129.1	57
0.00	1	0	0	1	6.2	0	Cleveland	3.56	5	3	0	9	60.2	24
5.73	0	0	0	2	11.0	7	Detroit	5.25	8	9	0	24	142.1	83
9.00	0	1	0	1	5.0	5	Kansas City	4.92	15	9	0	27	166.1	91
2.45	1	0	0	3	18.1	5	Los Angeles	3.69	8	5	0	18	117.0	48
—	0	0	0	0	0.0	0	Minnesota	4.14	9	8	0	23	137.0	63
—	0	0	0	0	0.0	0	New York	6.07	4	5	0	13	69.2	47
2.82	2	1	0	3	22.1	7	Oakland	3.52	8	6	0	19	117.2	46
—	0	0	0	0	0.0	0	Seattle	4.13	14	11	0	29	180.2	83
5.75	0	3	0	4	20.1	13	Tampa Bay	3.95	9	5	0	22	134.1	59
10.38	0	0	0	1	4.1	5	Texas	3.77	17	6	0	27	176.2	74
7.99	1	2	0	5	23.2	21	Toronto	4.35	9	5	0	23	147.0	71

## VS. THE NATIONAL LEAGUE

2011		CAREER												
ERA	W	L	S	G	IP	ER	vs. TEAM	ERA	W	L	S	G	IP	ER
—	0	0	0	0	0.0	0	Arizona	6.35	0	0	0	1	5.2	4
—	0	0	0	0	0.0	0	Atlanta	1.57	3	0	0	3	23.0	4
—	0	0	0	0	0.0	0	Chicago	5.33	0	1	0	4	25.1	15
—	0	0	0	0	0.0	0	Cincinnati	2.37	3	0	0	3	19.0	5
—	0	0	0	0	0.0	0	Colorado	2.70	1	0	0	1	6.2	2
—	0	0	0	0	0.0	0	Florida	4.26	2	1	0	3	19.0	9
—	0	0	0	0	0.0	0	Houston	3.54	3	2	0	6	40.2	16
—	0	0	0	0	0.0	0	Los Angeles	6.61	1	4	0	5	31.1	23
—	0	0	0	0	0.0	0	Milwaukee	4.67	2	1	0	5	27.0	14
0.00	1	0	0	1	6.0	0	New York	2.81	4	1	0	5	32.0	10
—	0	0	0	0	0.0	0	Philadelphia	4.65	1	2	0	5	31.0	16
—	0	0	0	0	0.0	0	Pittsburgh	1.50	2	1	0	4	30.0	5
—	0	0	0	0	0.0	0	San Diego	1.13	1	1	0	2	16.0	2
—	0	0	0	0	0.0	0	San Francisco	5.65	1	1	0	2	14.1	9
—	0	0	0	0	0.0	0	St. Louis	5.06	1	0	0	3	16.0	9
—	0	0	0	0	0.0	0	Washington	1.59	1	1	0	2	17.0	3

## MONTHLY BREAKDOWN

2011		CAREER												
ERA	W	L	S	G	IP	ER	by MONTH	ERA	W	L	S	G	IP	ER
—	0	0	0	0	0.0	0	March	0.00	1	0	0	1	9.0	0
2.77	2	1	0	5	26.0	8	April	4.05	25	19	0	57	338.0	152
3.57	1	2	0	6	40.1	16	May	3.89	28	19	0	62	411.2	178
2.25	2	0	0	2	12.0	3	June	4.80	23	24	0	61	382.2	204
3.82	3	3	0	6	30.2	13	July	4.03	30	20	0	61	379.1	170
4.85	0	3	0	5	29.2	16	August	3.87	27	15	0	56	372.1	160
5.96	0	1	0	5	25.2	17	September	3.95	26	15	0	57	339.2	149
—	0	0	0	0	0.0	0	October	5.40	1	1	0	2	8.1	5

## PITCHING BREAKDOWN

2011		CAREER												
ERA	W	L	S	G	IP	ER	by CATEGORY	ERA	W	L	S	G	IP	ER
4.68	4	5	0	13	73.0	38	Home	4.16	79	60	0	180	1152.1	532
3.45	4	5	0	16	91.1	35	Road	4.02	82	53	0	177	1088.2	486
3.28	6	2	0	12	71.1	26	Day	3.97	57	35	0	119	713.1	315
4.55	2	8	0	17	93.0	47	Night	4.14	104	78	0	238	1527.2	703
3.20	6	4	0	15	90.0	32	Pre-ASG	4.27	86	66	0	199	1250.2	593
4.96	2	6	0	14	74.1	41	Post-ASG	3.86	75	47	0	158	990.1	425
4.00	8	9	0	26	153.0	68	Starter	4.09	160	112	0	351	2223.2	1011
3.97	0	1	0	3	11.1	5	Reliever	3.63	1	1	0	6	17.1	7

## BALLPARK BREAKDOWN

	ERA	W	L	S	G	IP	ER
Angel Stadium	4.40	28	22	0	60	384.1	188
Astrodome	1.13	1	0	0	1	8.0	1
AT&T Park	3.00	1	0	0	1	6.0	2
Busch Stadium	9.00	0	0	0	1	4.0	4
Busch Stadium II	3.75	1	0	0	2	12.0	5
Camden Yards	3.67	4	7	0	13	83.1	34
Chase Field	6.35	0	0	0	1	5.2	4
Cinergy Field	0.69	2	0	0	2	13.0	1
Citi Field	0.00	1	0	0	1	6.0	0
Citizens Bank Park	9.00	0	1	0	1	4.0	4
Comerica Park	5.76	4	4	0	12	70.1	45
Coors Field	2.70	1	0	0	1	6.2	2
County Stadium	1.80	1	0	0	2	10.0	2
Dodger Stadium	6.39	1	1	0	2	12.2	9
Fenway Park	4.02	6	6	0	16	94.0	42
Great American	6.00	1	0	0	1	6.0	4
Kauffman Stadium	5.34	6	6	0	15	86.0	51
Kingdome	19.29	0	2	0	2	4.2	10
Metrodome	4.46	3	6	0	11	66.2	33
Miller Park	5.14	1	0	0	1	7.0	4
Minute Maid Park	0.00	1	0	0	1	5.0	0
O.co Coliseum	2.14	5	1	0	7	42.0	10
Olympic Stadium	2.64	6	2	0	10	75.0	22
Original Yankee Stadium	5.35	2	2	0	6	33.2	20
PNC Park	3.86	0	1	0	1	7.0	3
Progressive Field	3.94	37	22	0	85	547.2	240
Rangers Ballpark	4.47	7	3	0	13	86.2	43
Rogers Centre	4.60	5	3	0	12	74.1	38
Safeco Field	2.09	9	1	0	11	77.2	18
Shea Stadium	4.50	1	1	0	2	12.0	6
Sun Life Stadium	9.00	1	0	0	1	5.0	5
Three Rivers	0.00	1	0	0	1	8.0	0
Tiger Stadium	3.00	0	1	0	1	6.0	2
Tropicana Field	3.31	3	2	0	11	65.1	24
Turner Field	0.64	2	0	0	2	14.0	1
U.S. Cellular Field	4.33	15	13	0	31	199.1	96
Veterans Stadium	5.25	0	1	0	2	12.0	7
Wrigley Field	0.00	0	0	0	1	7.0	0
Yankee Stadium	4.68	4	5	0	13	73.0	38

## FIELDING STATISTICS

Pitcher							
Year	Pct.	G	PO	A	E	TC	DP
1997	.821	19	6	17	5	28	3
1998	.979	31	13	34	1	48	1
1999	.692	32	20	31	2	53	4
2000	.946	30	17	18	2	37	1
2001	.975	34	12	27	1	40	4
2002	.938	33	13	32	3	48	4
2003	.906	34	12	17	3	32	3
2004	.927	34	8	30	3	41	4
2005	1.000	33	8	16	0	24	0
2006	.917	10	4	7	1	12	0
2007	.917	19	3	8	1	12	1
2008	.750	7	2	4	2	8	0
2009	.929	12	1	2	1	14	0
2011	.966	29	10	18	1	29	1
<b>Totals</b>	<b>.939</b>	<b>357</b>	<b>129</b>	<b>271</b>	<b>26</b>	<b>426</b>	<b>26</b>

## COLÓN'S CAREER BESTS

**Low Hit Complete Game:** 1, September 18, 2000 at New York

**Innings Pitched:** 9.1, August 30, 2005 vs. Oakland

**Strikeouts:** 14, May 29, 1998 at Toronto

**Longest Winning Streak:** 8, July 21 to September 10, 2005

**Longest Losing Streak:** 6, June 19 to September 22, 2007

**Longest Scoreless Streak:** 20.0, September 13-28, 2000

## COLÓN'S 2011 STARTS

Date	Opponent	Score	Dec	ERA	IP	H	R	ER	BB	SO	HR	#PIT
April 3	Detroit	7-10	–	9.00	4.0	6	4	4	1	5	1	69
April 8	at Boston	6-9	L	5.40	4.1	2	2	1	1	5	0	62
April 14	Baltimore	6-5 (10)	–	3.97	3.0	3	0	0	1	3	0	54
April 20	at Toronto	6-2	W	3.50	6.2	5	2	2	2	7	1	89
April 27	Chicago (AL)	3-1	W	2.77	8.0	7	1	1	1	6	0	99
May 2	at Detroit	5-3	–	3.00	7.0	7	3	3	0	7	2	97
May 7	at Texas	5-7	–	3.86	4.1	9	5	5	1	4	2	76
May 13	Boston	4-5	L	3.74	6.0	5	3	2	3	4	1	103
May 18	at Baltimore	4-1 (15)	–	3.16	8.0	3	0	0	1	7	0	87
May 23	Toronto	3-7	L	3.77	6.0	7	6	6	4	8	1	102
May 30	at Oakland	5-0	W	3.26	9.0	4	0	0	0	6	0	103
June 5	at Los Angeles (AL)	5-3	W	3.39	5.1	6	3	3	2	4	1	90
June 11	Cleveland	4-0	W	3.10	6.2	2	0	0	1	6	0	83
July 2	at New York (NL)	5-2	W	2.88	6.0	5	0	0	0	6	0	80
July 7	Tampa Bay	1-5	L	3.20	5.2	10	5	5	4	1	2	92
July 14	at Toronto	7-16	L	3.47	0.2	6	8	3	2	0	0	42
July 19	at Tampa Bay	2-3	L	3.34	6.1	5	3	1	2	9	0	105
July 24	Oakland	7-5	W	3.29	7.0	8	2	2	1	4	0	99
July 30	Baltimore	8-3	W	3.30	5.0	5	2	2	2	6	0	105
Aug. 5	at Boston	3-2	–	3.33	4.2	6	2	2	1	2	1	94
Aug. 11	Los Angeles (AL)	4-5	–	3.31	6.0	5	2	2	2	3	1	90
Aug. 17	at Kansas City	4-5	L	3.54	5.0	7	5	5	2	4	2	99
Aug. 23	Oakland	5-6	L	3.71	6.1	8	5	5	0	5	2	106
Aug. 28	at Baltimore	0-2	L	3.63	7.2	7	2	2	0	4	0	103
Sept. 3	Toronto	6-4	–	3.72	6.1	7	4	4	1	7	2	110
Sept. 9	at Los Angeles (AL)	1-2	–	3.55	7.0	6	1	0	1	5	0	99
Sept. 17	at Toronto	7-6	–	3.81	4.0	7	6	6	1	3	0	67
Sept. 22	Tampa Bay	8-15	L	4.02	3.0	7	7	5	1	1	1	56
Sept. 27	at Tampa Bay	3-5	–	4.00	5.1	7	2	2	2	3	1	81

**RIGHT-HANDED PITCHER****Height/Weight:** 6-2 / 217**Birthdate:** June 30, 1987**Birthplace/Resides:** Clovis, California / Clovis, California**Major League Service:** 36 days**Obtained:** Acquired from the Arizona Diamondbacks with pitcher Jarrod Parker and outfielder Collin Cowgill for pitchers Trevor Cahill and Craig Breslow and cash considerations, December 9, 2011**Contract Status:** First year of a one-year contract through 2012.**Bats/Throws:** Right / Right**Opening Day Age:** 24**CAREER HIGHLIGHTS**

Began his professional career as a starter, posting an 18-21 record and a 4.04 ERA in 56 starts over three seasons... was converted to reliever in 2011 and led the Arizona farm system with 19 saves... also made his Major League debut with the Diamondbacks, posting a 7.04 ERA in 12 relief appearances... is 19-26 with a 3.74 ERA (153 er in 368.2 ip) in 104 games, 56 starts, in four minor league seasons... has allowed just 16 home runs, an average of 0.39 per nine innings... named to the Midwest League Midseason All-Star team in 2009 with South Bend... led the Arizona farm system with a 3.66 ERA in 2009.

**2011 HIGHLIGHTS**

Made his Major League debut with Arizona, posting a 7.04 ERA and .333 opponents batting average in 12 relief appearances over three stints... struck out seven batters in 7.2 innings, but also walked eight for a .463 on-base percentage... did not allow an extra base hit... his opponents batting average included a .313 (5-for-16) mark against left-handed hitters compared to .353 (6-for-17) against right-handers... first batters faced were 5-for-11 (.455) with a walk... allowed 1 of 2 inherited runners to score... was selected from Double-A Mobile July 20 and made his ML debut that day against Milwaukee... entered the game to start the 10th inning and did not retire any of the four batters he faced... allowed three runs on three hits and a walk, wild pitch and balk for the loss in a 5-2 decision... surrendered another run in his next outing July 22 against Colorado and was optioned to Triple-A Reno July 24... returned July 30 and recorded his first strikeout that day at Los Angeles (NL), fanning Rod Barajas... faced the Dodgers the next day, allowing two hits to the only two batters he faced... was optioned to Reno Aug. 1 with a 21.60 ERA over four outings overall... returned for the final time Sept. 1 when rosters expanded and posted a 3.00 ERA in eight relief appearances during his final stint.

**MINORS:** Led the Diamondbacks farm system with 19 saves after being used exclusively as a starter over his first three professional seasons... combined for a 1-5 record and a 2.21 ERA in 48 relief appearances with Mobile and Reno... converted 19-of-24 (79.2%) save opportunities... struck out 62 batters in 61.0 innings... surrendered just two home runs... allowed a .192 opponents batting average, which included .179 (15-for-84) against left-handed hitters and .200 (26-for-130) against right-handers... yielded a .196 average with runners in scoring position... allowed 9-of-24 (37.5%) inherited runners to score... began the season with Mobile, logging a 1-4 record, 13 saves and a 2.25 ERA in 34 appearances... picked up the save in his first career relief appearance, April 8 at Carolina... allowed a season-high three runs May 5 against Tennessee... was 0-4 with two saves and a 3.92 ERA over his first 15 outings through May 22... then tossed a season-high 3.0 scoreless innings and struck out a season-high five batters in the second game of a doubleheader May 25 against Jacksonville... beginning with that outing, he did not allow a run in 18 of his final 19 appearances with Mobile prior to his July 20 promotion... posted a 0.77 ERA and converted all 11 of his save opportunities over that span... had scoreless streaks of 13.0 innings (May 22 to June 17) and 11.0 innings (June 24 to July 17)... was 0-1 with six saves and a 2.12 ERA in 14 relief appearances with Reno... did not allow an earned run over his first five outings (6.2 ip), surrendered three in his next three (2.2 ip) and finished the Triple-A portion of his campaign with a 1.18 ERA over his final six appearances.

**CAREER**

**2010**—Split his time between three teams, combining for a 5-8 record and a 4.30 ERA in 24 starts with Single-A Visalia, Double-A Mobile and Triple-A Reno... had a career-high 117 strikeouts... yielded just five home runs in 132.0 innings, an average of 0.34 per nine innings... allowed a .257 opponents batting

average, including .240 against right-handed hitters and .280 against left-handers...began the season at Visalia and went 4-7 with a 4.24 ERA in 20 starts...tied for the Rawhide lead in games started and finished second with 100 strikeouts...went 1-0 with a 1.84 ERA in three starts in April...was sent to Reno May 3 and made one start for the Aces...allowed six runs on seven hits in 5.0 innings that day against Las Vegas...had a no decision before returning to Visalia the next day...was 1-2 with a 5.40 ERA in five starts for the Rawhide when he was placed on the disabled list May 15 with a sprained left foot...was reinstated May 27 and lost each of his first two starts (9.35 ERA)...then went 3-3 with a 3.30 ERA over his final 13 starts...allowed just one run in a season-high 8.0 innings in a 10-1 win at Stockton June 17...struck out a season-high nine batters in back-to-back outings, Aug. 3 against Bakersfield and Aug. 8 at Modesto...was transferred to Mobile Aug. 17 and went 1-1 with a 2.89 ERA in three regular season starts with the BayBears...made one relief appearance in the Southern League playoffs and retired the only batter he faced.

**2009**—Was 11-11 with a 3.66 ERA in 25 starts for Single-A South Bend...tied for fourth in the Midwest League in wins and ranked 10th in ERA...the ERA was the lowest in the Diamondbacks farm system and he also tied for fourth in wins...led the Silver Hawks in wins, starts (tie), innings pitched (142.2) and strikeouts (103)...had career highs in wins, starts and innings pitched...yielded just five home runs in 142.2 innings, an average of 0.32 per nine innings...allowed a .265 opponents batting average, including .234 by right-handed hitters compared to .302 by left-handers...surrendered all five of his home runs to righties...opponents hit .239 when leading off an inning...began the season with a five-game winning streak, posting 2.61 ERA over his first six starts...the streak ended May 18 against Fort Worth when he allowed two runs in 3.0 innings before leaving the game with a blister on his finger...was placed on the disabled list the next day...was reinstated June 2 and lost each of his first six starts following his return for a seven-game losing streak overall...named to the Midwest League Midseason All-Star team...compiled another five-game winning streak over a six-start stretch from July 25 to Aug. 21 (1.36 ERA)...struck out a season-high nine batters in 5.0 innings Aug. 26 against Dayton...had a no decision in his lone postseason start Sept. 11 against Fort Wayne (7.0 ip, 3 h, 2 r, 2 er, 2 bb, 6 so).

**2008**—Made his professional debut with Yakima of the Northwest League and was 2-2 with a 4.64 ERA in seven starts...allowed a .272 opponents batting average, including .239 by right-handed hitters and .333 by left-handers...opponents hit .158 with runners in scoring position and two outs...was the losing pitcher in his professional debut Aug. 3 against Boise, allowing seven unearned runs in 3.0 innings...earned his first professional win Aug. 13 against Everett, striking out a season-high six in 6.0 innings.

## PERSONAL/MISCELLANEOUS

Ryan William Cook was originally signed by Diamondbacks scout Hal Kurtzman...graduated from Clovis (CA) High School in 2005...attended the University of Southern California...was 18-13 with a 5.33 ERA in 46 games, 42 starts, in three seasons with the Trojans.

## LIFETIME PITCHING RECORD

Year	Club	W	L	ERA	G	GS	CG	SHO	SV	IP	H	R	ER	HR	HB	BB	IBB	SO	WP	BK
2008	Yakima	2	2	4.64	7	7	0	0	0	33.0	37	25	17	4	5	11	0	23	1	0
2009	South Bend	11	11	3.66	25	25	0	0	0	142.2	140	71	58	5	10	44	0	103	7	1
2010	Visalia	4	7	4.24	20	20	0	0	0	108.1	110	62	51	3	13	36	0	100	8	1
	Reno	0	0	10.80	1	1	0	0	0	5.0	7	6	6	1	2	2	0	5	0	1
	Mobile	1	1	2.89	3	3	0	0	0	18.2	13	7	6	1	1	10	0	12	1	0
2011	Mobile	1	4	2.25	34	0	0	0	13	44.0	28	12	11	2	2	14	2	50	3	0
	ARIZONA	0	1	7.04	12	0	0	0	0	7.2	11	6	6	0	0	8	0	7	1	1
	Reno	0	1	2.12	14	0	0	0	6	17.0	13	6	4	0	1	8	1	12	4	0
<b>ML Totals</b>		<b>0</b>	<b>1</b>	<b>7.04</b>	<b>12</b>	<b>0</b>	<b>0</b>	<b>0</b>	<b>0</b>	<b>7.2</b>	<b>11</b>	<b>6</b>	<b>6</b>	<b>0</b>	<b>0</b>	<b>8</b>	<b>0</b>	<b>7</b>	<b>1</b>	<b>1</b>
<b>Minor League Totals</b>		<b>19</b>	<b>26</b>	<b>3.74</b>	<b>104</b>	<b>56</b>	<b>0</b>	<b>0</b>	<b>19</b>	<b>368.2</b>	<b>348</b>	<b>189</b>	<b>153</b>	<b>16</b>	<b>34</b>	<b>125</b>	<b>3</b>	<b>305</b>	<b>24</b>	<b>3</b>

## CAREER TRANSACTIONS

**2008** — Selected by the Arizona Diamondbacks organization in the 27th round of the First-Year Player Draft. **2011** — Traded to the Oakland Athletics with pitcher Jarrod Parker and outfielder Collin Cowgill for pitchers Trevor Cahill and Craig Breslow and cash considerations, December 9.



## VS. THE NATIONAL LEAGUE

2011		CAREER												
ERA	W	L	S	G	IP	ER	vs. TEAM	ERA	W	L	S	G	IP	ER
9.00	0	0	0	1	1.0	1	Colorado	9.00	0	0	0	1	1.0	1
7.71	0	0	0	5	2.1	2	Los Angeles	7.71	0	0	0	5	2.1	2
INF	0	1	0	1	0.0	3	Milwaukee	INF	0	1	0	1	0.0	3
0.00	0	0	0	1	1.0	0	Pittsburgh	0.00	0	0	0	1	1.0	0
0.00	0	0	0	2	1.1	0	San Diego	0.00	0	0	0	2	1.1	0
0.00	0	0	0	2	2.0	0	San Francisco	0.00	0	0	0	2	2.0	0

## MONTHLY BREAKDOWN

2011		CAREER												
ERA	W	L	S	G	IP	ER	by MONTH	ERA	W	L	S	G	IP	ER
21.60	0	1	0	4	1.2	4	July	21.60	0	1	0	4	1.2	4
3.00	0	0	0	8	6.0	2	September	3.00	0	0	0	8	6.0	2

## PITCHING BREAKDOWN

2011		CAREER												
ERA	W	L	S	G	IP	ER	by CATEGORY	ERA	W	L	S	G	IP	ER
7.94	0	1	0	8	5.2	5	Home	7.94	0	1	0	8	5.2	5
4.50	0	0	0	4	2.0	1	Road	4.50	0	0	0	4	2.0	1
0.00	0	0	0	2	0.1	0	Day	0.00	0	0	0	2	0.1	0
7.36	0	1	0	10	7.1	6	Night	7.36	0	1	0	10	7.1	6
—	0	0	0	0	0.0	0	Pre-ASG	—	0	0	0	0	0.0	0
7.04	0	1	0	12	7.2	6	Post-ASG	7.04	0	1	0	12	7.2	6
—	0	0	0	0	0.0	0	Starter	—	0	0	0	0	0.0	0
7.04	0	1	0	12	7.2	6	Reliever	7.04	0	1	0	12	7.2	6

## BALLPARK BREAKDOWN

	ERA	W	L	S	G	IP	ER
AT&T Park	0.00	0	0	0	1	1.0	0
Chase Field	7.94	0	1	0	8	5.2	5
Dodger Stadium	9.00	0	0	0	3	1.0	1

## FIELDING STATISTICS

### Pitcher

Pitcher	Pct.	G	PO	A	E	TC	DP
2011	1.000	12	1	2	0	3	0
<b>Totals</b>	<b>1.000</b>	<b>12</b>	<b>1</b>	<b>2</b>	<b>0</b>	<b>3</b>	<b>0</b>

## COOK'S CAREER BESTS

**Low Hit Complete Game:** None  
**Innings Pitched:** 1.0 (six times), last: September 28, 2011 vs. Los Angeles (NL)  
**Strikeouts:** 2, September 10, 2011 vs. San Diego  
**Longest Winning Streak:** None  
**Longest Losing Streak:** 1, July 20, 2011 to present  
**Longest Scoreless Streak:** 3.0, July 30 to September 11, 2011

## OAKLAND A'S LONGEST SCORELESS STREAKS BY A RELIEVER

39.0	Brad Ziegler, May 31-August 14, 2008
32.1	Paul Lindblad, May 31-July 9, 1975
29.2	Rollie Fingers, May 29-July 15, 1971
24.1	Rick Honeycutt, July 1-Sept. 14, 1995
24.0	Diego Segui, August 4-Sept. 1, 1968
23.2	Rollie Fingers, June 8-July 16, 1976
23.0	Dennis Eckersley, Aug. 30, 1990-April 16, 1991
22.2	Bob Locker, August 4-September 11, 1972
21.2	Andrew Bailey, September 6, 2009-May 8, 2010
21.2	Dave Beard, Sept. 13, 1981-May 8, 1982

**OUTFIELDER****Height/Weight:** 5-9 / 184**Birthdate:** May 22, 1986**Birthplace/Resides:** Lexington, Kentucky / Lexington, Kentucky**Major League Service:** 65 days**Obtained:** Acquired from the Arizona Diamondbacks with pitchers Ryan Cook and Jarrod Parker for pitchers Trevor Cahill and Craig Breslow and cash considerations, December 9, 2011**Contract Status:** First year of a one-year contract through 2012.**CAREER HIGHLIGHTS**

Spent the first four seasons of his professional career with Arizona before he was dealt to the A's in a five-player deal following the 2011 season...hit .299 (418 for 1397) with 47 home runs and 234 RBI in 360 games minor league games in the Diamondbacks farm system...walked 174 times for a .383 on-base percentage...was 72-for-88 (81.8%) in stolen base attempts...made his Major League debut with Arizona in 2011, batting .239 with a home run and nine RBI in 36 games...was named to the Pacific Coast League Postseason All-Star team and also earned PCL Rookie of the Year honors in 2011...was also named to the Topps and *Baseball America* Triple-A All-Star teams that year...named to the Southern League Postseason All-Star team in 2010...was rated by *Baseball America* as the Diamondbacks 10th-best prospect entering the 2010 season...was ninth-best prior to the 2009 campaign.

**2011 HIGHLIGHTS**

Began the season at Triple-A Reno but was promoted to Arizona in late July, making his Major League debut...spent the remainder of the season with the Diamondbacks, batting .239 with one home run and nine RBI in 36 games...hit .275 (11-for-40) with his lone home run against left-handed pitching compared to .212 (11-for-52) against right-handers...batted .326 at home, compared to .163 on the road...compiled a .364 batting average during the day, .169 at night...hit .158 when leading off an inning...started 21 games in the outfield, including 15 in left field and six in center field...had two assists in 25 games overall in the outfield...was 1-for-9 with five strikeouts as a pinch-hitter...saw his most action with 11 games batting seventh...played for Margarita in the Venezuelan Winter League following the season and hit .212 with six RBI in 27 games.

**ARIZONA:** Was selected from Triple-A Reno July 26 and made his Major League debut that day at San Diego with a start in left field...went 0-for-4 with two strikeouts...stole the first base of his career the next day against the Padres...was 0 for his first 11 before delivering a pinch-hit single off the Dodgers Scott Elbert in the eighth inning July 30 at Los Angeles for his first ML hit...hit .231 over his first nine games through Aug. 8...then went 1-for-25 (.040) with one walk over his next 13 contests, dropping his average to .137 at the conclusion of play Aug. 27...went 4-for-4 with a double, his first ML home run and two RBI Aug. 28 against San Diego...the round-tripper was a solo shot off Cory Luebke in the second inning...that began a season-ending stretch where he hit .366 (15 for 41) with eight RBI in 14 games...was on the Diamondbacks' postseason roster in the NLDS against Milwaukee, appearing in two games...pinch hit for starting pitcher Joe Saunders in the third inning of Game 4 at Arizona, delivering a two-run single to give the Diamondbacks a 7-3 lead in a 10-6 victory...pinch ran in Game 5 but did not bat.

**RENO:** Was having his best season as a minor leaguer, batting .354 with 13 home runs and 70 RBI in 98 games with Triple-A Reno before his promotion...was named to the Pacific Coast League Postseason All-Star team and also earned PCL Rookie of the Year honors after ranking second in the league in batting and third in on-base percentage (.430) and runs scored (95)...ranked third among all full season minor leaguers in batting and seventh in on-base percentage...was named to the Topps and *Baseball America* Triple-A All-Star teams...had 24 doubles and eight triples for a .554 slugging percentage...was 30 for 33 (90.9%) in stolen base attempts...had career highs in batting, slugging, on-base percentage, runs, triples and stolen bases...topped the Diamondbacks farm system in batting and ranked fourth in stolen bases...batted .372 (106 for 285) against right-handed pitching, compared to .309 (34 for 110) against left-handers...hit .393 at home, .351 with runners in scoring position and .342 when leading off

an inning...appeared in 88 games in center field, eight in right field and two in left field...had eight assists in 98 games overall in the outfield...saw his most action with 87 games batting second...hit .194 over his first 10 games...then hit safely in 11 consecutive games from April 19 to May 2 (25-for-47, .532)...was named PCL Batter of the Week for the week of April 25-May 1 after hitting .640 (16-for-25) with eight runs, two home runs and seven RBI in six games...had his lone two-homer game of the season and scored a season-high four runs in a 4-for-7 performance against Tacoma April 28...had his first of four two-steal games May 17 against Iowa...had a 17-game hitting streak from May 23 to June 9, during which he batted .514 (38-for-74) with eight doubles, two triples, three home runs and 20 RBI...scored a run in 13 consecutive games from May 31 to June 13 (19 runs total)...hit for the cycle June 7 against Salt Lake, going 5-for-6 with a season-high four RBI...went 4-for-5 the next day at Colorado Springs...was named PCL Batter of the Week a second time for the week of June 6-12, going 13-for-27 (.481) with eight runs scored...had two more four-hit games June 19 at Las Vegas and June 30 against Salt Lake...batted .423 with 31 runs scored and 20 RBI in 27 games in June...named to the Pacific Coast League Midseason All-Star Team...was the starting center fielder for the PCL in the July 13 game against the International League and went 0 for 3 in the leadoff spot...had hit .300 or better in each of the first three months of the season (.387 in April, .311 in May) but was batting .299 in 21 games in July when the Diamondbacks called July 26...was rated as having the Best Outfield Arm in the Arizona farm system by *Baseball America* following the season.

## CAREER

**2010**—Entered the season ranked as the 10th-best prospect in the Diamondbacks organization by *Baseball America* and helped get Double-A Mobile to the Southern League Championship Series by leading the BayBears in runs (89), doubles (34), home runs (16), RBI (83) and total bases (233)...also led the club with 21 outfield assists...finished third in the Southern League in runs scored and RBI and was named to the league's Midseason and Postseason All-Star team...hit left-handed pitchers at a .322 clip with 11 doubles, four home runs and 28 RBI...batted .327 with five doubles, two triples, five home runs and 16 RBI in July...hit .307 with 17 doubles, two triples, 10 home runs and 77 RBI with runners on base...plated a season-high five runs May 11 at West Tennessee after going 2-for-5 with a grand slam...strung together a season-long nine-game hitting streak from May 26 to June 6...hit .275 (11-for-40) with three doubles, a home run and six RBI during the streak...collected a season-high four hits on two occasions; June 17 vs. Tennessee and July 6 at Jacksonville...went 2-for-17 (.118) in four postseason games...was named as having the Best Outfield Arm in the Arizona farm system by *Baseball America* following the season.

**2009**—Established then-career-highs with five triples and 36 RBI at Single-A Visalia despite having his season cut short after suffering a right hand fracture in mid-June...named the organization's Player of the Month in April after hitting .311 (23-for-74) with five doubles, three triples, four homers, 18 RBI and 12 runs scored in 20 games...had a season-long seven-game hitting streak (10-for-28, .357) from May 3-8...drove in a season-high four runs April 25 at Modesto after going 2-for-5 with two triples...was placed on the disabled list June 15 for the remainder of the season with a right hand fracture...had surgery performed June 15 by Dr. Donald Sheridan in Phoenix...was named as the Diamondbacks 9th-best prospect by *Baseball America* prior to the season.

**2008**—Batted a combined .264 with 16 doubles, four triples, 12 home runs and 45 RBI in 70 games for Short-Season Yakima and Single-A South Bend during his first professional season...got off to a blistering start after joining Yakima, leading the Short-Season Northwest League with 11 home runs and 28 RBI in his first 20 professional games...had seven multi-hit games and six multi-RBI games during the stretch...also had a seven-game hitting streak from July 1-7...hit two home runs, including his first career grand slam, and had six RBI while going 3-for-6 with four runs scored June 28 at Boise...went 4-for-6 with four runs, three home runs and five RBI July 2 vs. Spokane...named Northwest League Player of the Week for the weeks of June 16-22 and June 30-July 6...was quickly promoted to Single-A South Bend July 9, where he hit .249 with 13 doubles, three triples and a home run in 50 games.

## PERSONAL/MISCELLANEOUS

Collin Brannen Cowgill...graduated from Henry Clay High School in Lexington (KY)...was Kentucky High School Mr. Baseball after his senior season in 2004...during a storied four-year career at Kentucky, helped the Wildcats win their first ever Southeastern Conference Championship and a school-record 44 games as a sophomore in 2006 after batting .298 with 16 home runs and 61 RBI...missed all of 2007

because of a hand injury...returned for an All-American campaign in 2008 by batting .361 with 15 doubles, two triples, 19 home runs and 60 RBI while also earning first-team Academic All-American honors...also earned All-America honors from the National Collegiate Baseball Writers Association and second-team honors from Rivals.com and *Baseball America* following his senior season in 2008...batted a combined .306 with 166 runs, 35 doubles, 37 homers, 140 RBI and 32 stolen bases in 165 games during his career at Kentucky...played in the Cape Cod League All-Star Game at Fenway Park in 2007.

### LIFETIME PLAYING RECORD

Year	Club	AVG.	G	AB	R	H	2B	3B	HR	RBI	SH	SF	HP	BB	SO	SB	CS	SLG	OBP	E
2008	Yakima	.304	20	79	21	24	3	1	11	28	1	0	3	12	17	5	0	.785	.415	0
	South Bend	.249	50	201	31	50	13	3	1	17	0	0	5	25	61	1	0	.358	.346	2
2009	Visalia	.277	61	220	39	61	9	5	6	36	0	4	7	29	49	11	4	.445	.373	6
2010	Mobile	.285	131	502	89	143	34	4	16	83	0	10	8	57	73	25	9	.464	.360	3
2011	Reno	.354	98	395	95	140	24	8	13	70	7	1	2	51	63	30	3	.554	.430	5
	ARIZONA	.239	36	92	8	22	3	0	1	9	0	0	0	8	28	4	2	.304	.300	0
<b>ML Totals</b>		<b>.239</b>	<b>36</b>	<b>92</b>	<b>8</b>	<b>22</b>	<b>3</b>	<b>0</b>	<b>1</b>	<b>9</b>	<b>0</b>	<b>0</b>	<b>0</b>	<b>8</b>	<b>28</b>	<b>4</b>	<b>2</b>	<b>.304</b>	<b>.300</b>	<b>0</b>
<b>Minor League Totals</b>		<b>.299</b>	<b>360</b>	<b>1397</b>	<b>275</b>	<b>418</b>	<b>83</b>	<b>21</b>	<b>47</b>	<b>234</b>	<b>8</b>	<b>15</b>	<b>25</b>	<b>174</b>	<b>263</b>	<b>72</b>	<b>16</b>	<b>.490</b>	<b>.383</b>	<b>16</b>

### CAREER TRANSACTIONS

**2007** — Selected by the Oakland Athletics organization in the 29th round of the First-Year Player Draft; did not sign.  
**2008** — Selected by the Arizona Diamondbacks organization in the 5th round of the First-Year Player Draft. **2011** — Traded to the Oakland Athletics with pitchers Ryan Cook and Jarrod Parker for pitchers Trevor Cahill and Craig Breslow and cash considerations, December 9.

### DIVISION SERIES PLAYING RECORD

Year	Club/Opp.	AVG.	G	AB	R	H	2B	3B	HR	RBI	SH	SF	HP	BB	SO	SB	CS	SLG	OBP	E
2011	ARI vs. MIL	1.000	2	1	0	1	0	0	0	2	0	0	0	0	0	0	0	1.000	1.000	-

### OAKLAND ATHLETICS DOUBLEHEADERS

Team	Home W-L-S	Road W-L-S	Totals W-L-S	Last Doubleheader	Result
Baltimore	5-1-0	3-3-6	8-4-6	September 23, 1999 at Baltimore	W, 9-6; L, 4-12
Boston	1-1-2	0-1-1	1-2-3	August 20, 1997 at Oakland	L, 5-7; L, 4-5 (13)
Chicago	6-6-4	5-6-5	11-12-9	June 12, 1983 at Oakland	L, 10-12 (11); L, 1-8
Cleveland	2-0-5	4-5-6	6-5-11	September 14, 1996 at Cleveland	L, 2-9; L, 8-9
Detroit	3-0-3	1-1-5	4-1-8	August 22, 1998 at Oakland	W, 7-2; W, 7-1
Kansas City	4-1-7	3-5-4	7-6-11	September 4, 2008 at Kansas City	L, 4-5 (10); L, 6-9
Los Angeles (AL)	4-0-7	1-1-2	5-1-9	July 16, 2011 at Oakland	L, 2-4; W, 4-3 (10)
Milwaukee	2-0-4	3-1-4	5-1-8	August 10, 1997 at Oakland	W, 4-3; L, 5-9
Minnesota	4-4-3	3-10-10	7-14-13	May 26, 2001 at Minnesota	W, 5-4 (10); L, 6-7 (10)
New York	0-3-1	2-0-7	2-3-8	August 4, 1998 at Oakland	L, 4-10; L, 5-10
Philadelphia	0-0-0	0-1-0	0-1-0	June 8, 2003 at Philadelphia	L, 1-7; L, 3-8
Seattle	2-0-4	0-0-0	2-0-4	August 3, 1984 at Oakland	W, 5-3; W, 11-7
Texas	2-3-9	2-3-5	4-6-14	May 29, 2009 at Texas	L, 3-6; L, 2-5
Toronto	1-0-2	1-1-1	2-1-3	July 8, 1995 at Oakland	L, 6-9; W, 6-3
<b>Totals</b>	<b>36-19-51</b>	<b>28-38-56</b>	<b>64-57-107</b>		

## VS. THE NATIONAL LEAGUE

2011		CAREER								
AVG.	AB	H	HR	RBI	vs. TEAM	AVG.	AB	H	HR	RBI
—	0	0	0	0	Arizona	—	0	0	0	0
.143	7	1	0	0	Atlanta	.143	7	1	0	0
—	0	0	0	0	Chicago	—	0	0	0	0
—	0	0	0	0	Cincinnati	—	0	0	0	0
.357	14	5	0	1	Colorado	.357	14	5	0	1
—	0	0	0	0	Florida	—	0	0	0	0
.250	4	1	0	0	Houston	.250	4	1	0	0
.333	15	5	0	1	Los Angeles	.333	15	5	0	1
—	0	0	0	0	Milwaukee	—	0	0	0	0
.000	5	0	0	0	New York	.000	5	0	0	0
.000	4	0	0	0	Philadelphia	.000	4	0	0	0
—	0	0	0	0	Pittsburgh	—	0	0	0	0
.250	20	5	1	4	San Diego	.250	20	5	1	4
.313	16	5	0	3	San Francisco	.313	16	5	0	3
—	0	0	0	0	St. Louis	—	0	0	0	0
.000	7	0	0	0	Washington	.000	7	0	0	0

## MONTHLY BREAKDOWN

2011		CAREER								
AVG.	AB	H	HR	RBI	by MONTH	AVG.	AB	H	HR	RBI
.143	14	2	0	1	July	.143	14	2	0	1
.239	46	11	1	2	August	.239	46	11	1	2
.281	32	9	0	6	September	.281	32	9	0	6

## BATTING BREAKDOWN

2011		CAREER								
AVG.	AB	H	HR	RBI	by CATEGORY	AVG.	AB	H	HR	RBI
.326	43	14	1	7	Home	.326	43	14	1	7
.163	49	8	0	2	Road	.163	49	8	0	2
.364	33	12	1	7	Day	.364	33	12	1	7
.169	59	10	0	2	Night	.169	59	10	0	2
—	0	0	0	0	Pre-ASG	—	0	0	0	0
.239	92	22	1	9	Post-ASG	.239	92	22	1	9
.275	40	11	1	2	vs. LHP	.275	40	11	1	2
.212	52	11	0	7	vs. RHP	.212	52	11	0	7
.238	21	5	0	8	RISP	.238	21	5	0	8
.000	1	0	0	0	Bases Loaded	.000	1	0	0	0
.111	9	1	0	0	Pinch Hitter	.111	9	1	0	0
—	0	0	0	0	Designated Hitter	—	0	0	0	0

## BALLPARK BREAKDOWN

	AVG.	AB	H	HR	RBI
AT&T Park	.286	7	2	0	0
Chase Field	.326	43	14	1	7
Citizens Bank Park	.000	4	0	0	0
Coors Field	.333	9	3	0	1
Dodger Stadium	.286	7	2	0	1
Nationals Park	.000	7	0	0	0
PETCO Park	.000	8	0	0	0
Turner Field	.143	7	1	0	0

## FIELDING STATISTICS

### Outfield

YEAR	PCT.	G	PO	A	E	TC	DP
2011	1.000	25	58	2	0	60	1
<b>Totals</b>	<b>1.000</b>	<b>25</b>	<b>58</b>	<b>2</b>	<b>0</b>	<b>60</b>	<b>1</b>

## COWGILL'S CAREER BESTS

**Hits:** 4, August 28, 2011 vs. San Diego

**Home Runs:** 1, August 28, 2011 vs. San Diego

**Runs Batted In:** 2 (three times), last: September 24, 2011 vs. San Francisco

**Stolen Bases:** 1 (four times), last: September 24, 2011 vs. San Francisco

**Hitting Streak:** 3, July 30 to August 3, 2011

**Hitless Streak (At Bats):** 12 (twice), last: August 21 to 27, 2011

**Grand Slams:** None.

**Pinch-Hit Home Runs:** None.

**Inside-The-Park Home Runs:** None.

**Game Ending Home Runs:** None.

**Lead Off Home Runs:** None.

**OUTFIELDER****Height/Weight:** 5-10 / 185**Bats/Throws:** Switch / Right**Birthdate:** November 1, 1979**Opening Day Age:** 32**Birthplace/Resides:** Los Angeles, California / Rancho Mirage, California**Major League Service:** 8 years, 158 days**Obtained:** Re-signed as a free agent, January 5, 2012**Contract Status:** First year of a two-year contract through 2013 with a club option for 2014.**CAREER HIGHLIGHTS**

Has played for four different teams in 10 Major League seasons... is a .275 career hitter with Cleveland (2002-05), Boston (2006-08), Kansas City (2009) and Oakland (2010-11)... has 218 career stolen bases and has stolen no fewer than 13 bases in each of his last nine seasons... tied for the American League lead in stolen bases in 2011 (49) after topping the majors in stolen base percentage (91.4%) in 2010... stole 28 bases with Boston in 2007 to help the Red Sox to the World Championship and hit .281 (16 for 57) in 20 games over two postseasons with Boston (2007-08)... went 153 games and 429 total chances between errors from July 21, 2006 at Seattle to Aug. 7, 2007 at Los Angeles to establish a Boston record for consecutive errorless chances by an outfielder... posted career highs in nearly every offensive category in 2005 with Cleveland, including batting (.300), doubles (42) and home runs (16)... earned St. Louis Cardinals Minor League Player of the Year honors and was a Carolina League All-Star with Single-A Potomac in 2001.

**2011 HIGHLIGHTS**

Appeared in 136 games with the A's after playing in just 124 games over the previous two seasons... batted .264 with eight home runs and 54 RBI... stole a career-high 49 bases, which tied for the American League lead (Gardner, NYY)... became the first Athletic to lead the league in steals since Rickey Henderson had 66 in 1998... is the 10th player (26th time) in Oakland history to steal 40 bases in a season... over the last 13 years, the only Athletic with more steals is Rajai Davis (50 in 2010)... his previous career-high was 32 steals in 2010... is the sixth player in Oakland history with multiple 30-steal seasons (Henderson 13, Campaneris 8, North 4, Davis 2, Washington 2)... his 81 stolen bases over the last two years are sixth most in the majors... was caught stealing just nine times and his stolen base percentage of 84.5 was third best in the AL... was a perfect 23 for 23 after the All-Star Break... is 81 for 93 (87.1%) in two seasons with the A's, which is the best mark in Athletics history among players with 50 or more attempts... 21 of his steals came in the seventh inning or later, which led the majors and was the most by an Athletic since Henderson had 23 in 1990... 47 came as a center fielder, which is the most by an Athletic since Bill North had 66 of his 75 steals in 1976 while playing center... ranked second in the AL with 11 steals of third base... in addition to stolen bases, he also led the A's in at bats (531) and hits (140) and tied for the team lead in runs scored (69)... the hits were second fewest in Oakland history by a team-leader in a non-strike season (Dave Revering, 136 in 1979)... also had a career-high six sacrifice flies... struck out just 65 times and his average of 8.97 plate appearances per strikeout was 10th best in the AL... averaged 3.46 pitches per plate appearance, which was seventh lowest in the AL... put 23.6% of his pitches in play, which was eighth highest... the switch-hitter batted .289 (104-for-360) against right-handed pitching compared to .211 (36-for-171) against left-handers... the mark against lefties tied for sixth lowest in the AL... his career splits are .276 (752-for-2722) against right-handers compared to .273 (329-for-1205) against lefties... hit .298 with runners in scoring position, including .323 with RISP and two outs... batted .290 during the day... appeared exclusively in center field on defense where he played in 133 games, including 130 starts... committed just one error in 324 chances for a .997 fielding percentage, which ranked third

**ATHLETICS CAREER STOLEN BASE PERCENTAGE LEADERS**

	SB	SBA	SB%
1. Coco Crisp (2010-11)	81	93	87.1%
2. Stan Javier (1986-95)	103	120	85.8%
3. Dick Howser (1961-63)	56	67	83.6%
4. Rajai Davis (2008-10)	116	145	80.0%
Don Baylor (1976-88)	52	65	80.0%

(min. 50 stolen base attempts)



among AL outfielders...also went 1 for 2 (.500) as a pinch-hitter...started 61 games in the leadoff spot, 45 hitting second and 24 batting third...his best average was a .312 mark from the three spot.

**OAKLAND:** Hit safely in each of his first five games (7-for-21, .333) with two doubles and two triples but then went 9-for-54 (.167) over his next 13 games...went a career-high 24 consecutive games without a walk from April 3 to May 5...homered to lead-off the game April 20 against Boston, his fourth career lead-off home run...had three straight three-hit games, April 23-25 (9-for-14, .643) and batted .333 (29-for-87) over a 22-game stretch from April 23 to May 23...committed his lone error of the season April 25 at Los Angeles (AL)...finished the season with a 113-game errorless streak...had a season-best 10-game hitting streak from June 10-22...went 13-for-45 (.289) with seven runs, four doubles and four stolen bases during the streak...it was his 10th career hitting streak of 10 or more games...singled off Phil Humber to lead off the game June 12 in Chicago for his 1,000th career hit...hit .275 in 24 games in June and then batted .286 in 25 games in July...his double in the eighth inning July 24 at New York was the 200th of his career...played in the 1000th game of his career July 27 against Tampa Bay...stole two bases July 30 and three July 31, both against Minnesota...is the first Athletic with five steals over a two-game stretch since Rickey Henderson also had five May 9-10, 1992 against New York...his second stolen base on the 31st was the 200th of his career...the three stolen bases matched his career-high until Aug. 6 when he stole four bases at Tampa Bay...those were the most steals by an Athletic since Rickey Henderson also had four Oct. 5, 1991 against Texas...was batting .278 when he missed six games with a strained right calf, Aug. 7-13...then hit .222 over his final 35 games...was a perfect 4 for 4 with two home runs and five RBI Aug. 24 at New York and matched his career highs in all three categories...it was his second career two-homer game (June 18, 2007 at Atlanta), his fourth five-RBI game (last: July 21, 2007 vs. Chicago-AL) and his ninth four-hit game (last: July 23, 2007 at Cleveland)...homered from both side of the plate for the first time in his career...is just the fifth player (ninth time) in Athletics history to homer from both sides of the plate in the same game...the last was Nick Swisher on Sept. 9, 2007 at Texas...stole a base in six consecutive games from Sept. 22-27...that was the longest streak of his career and the longest by an Athletic since Rickey Henderson also had a six-game streak, Aug. 15-21, 1989...had seven stolen bases total over that span and 11 in September...tied for the AL lead in September steals despite appearing in just 18 games.

## CAREER

**2010**—Had his season interrupted by injury three times, but when healthy, he posted some of the best numbers on the team...hit .279 with eight home runs, 38 RBI and 32 stolen bases in 75 games...finished second on the club in steals, third in triples (4) and fifth in home runs despite missing a total of 85 games due to injury...tied for ninth in the American League in stolen bases and had the second highest stolen base total in AL history among players who appeared in fewer than 80 games (Alex Cole had 40 steals in 63 games with Cleveland in 1990)...was caught stealing just three times for a Major League-leading stolen base percentage of 91.4%...that was the second best mark in Oakland history to Stan Javier in 1988 (20 for 21, 95.2%)...the switch hitter batted .329 with four home runs in 79 at-bats against left-handed pitching, .261 with four home runs in 211 at-bats against right-handers...slugged .570 against southpaws and .389 against righties...batted .302 with six of his eight home runs and 21 of his 32 stolen bases in the Coliseum...hit .300 or better every month except July when he batted .191...batted .239 in 36 games through Aug. 6 and .316 over his final 39 games...had a .317 batting average and .354 on-base percentage when leading off an inning...started 74 games, including 73 in center field and one at designated hitter...made 73 of his starts batting leadoff and tied for third among AL leadoff hitters with his eight home runs...went 9 for 25 (.360) in interleague play and batted .325 against AL West competition...was placed on the 15-day disabled list April 3 with a fractured left pinky, an injury suffered in the third inning April 2 at San Francisco in a caught stealing at second base in a spring training game...went 5 for 6 with a home run and three RBI during a two-game rehab assignment with Single-A Stockton, May 18-19...was reinstated from the disabled list May 21 and started two games in center field before straining his right intercostal muscle...went 2 for 3 with a double and two RBI in his first game May 21 against San Francisco and drove in a run in each of his first three games with the A's...is the third player in Oakland history with an RBI in at least each of his first three games with the club (Dick Allen, first six games in 1977 and David Justice, first four games in 2002)...was placed on the 15-day disabled list for a second time on May 26, retroactive to May 23...it was his fifth career stint on the DL...batted .591 with five RBI during a six-game rehab assignment with Sacramento from June 15 to 21...that included a 5-for-5 game with five RBI June 18 against Salt Lake...was reinstated from the DL June 22...scored or drove in at least one run in 13 consecutive games from June 25 to July 10, which equaled the fourth

longest such streak in Oakland history...stole 27 bases in 57 games after the break, which was second most in the majors...was ejected from the game July 20 against Boston in the 10th inning by home plate umpire Bob Davidson, his first ejection of the season...tied an Oakland record with two sacrifice flies Aug. 7 against Texas...scored the 500th run of his career in the first inning Aug. 21 against Tampa Bay...led off the game with a home run Sept. 6 against Seattle, the third leadoff home run of his career...had a pinch-hit two-run single in the ninth inning Sept. 7 against Seattle, the first pinch-RBI of his career...had six stolen bases in the three-game series against Boston, Sept. 10-12, which were the most by an Athletic in a three-game series since Rickey Henderson stole six against New York, May 8-10, 1992...that included three steals on Sept. 10...had a streak of 24 consecutive stolen bases without being caught from July 24 to Sept. 13...that matched the fifth-longest streak in Oakland history and was the longest since Stan Javier set the Oakland record with 28 consecutive steals from May 31, 1995 through the end of the season...had a streak of five consecutive games with a stolen base from Sept. 8 to 13 (nine steals total)...hit .310 with 10 stolen bases in 16 games in September...fractured his left pinky sliding into third base Sept. 18 at Minnesota and missed the remainder of the season.

**2009**—Batted .228 with 29 walks and 13 stolen bases in 49 games with Kansas City in a season that ended in mid-June due to injuries...was tied for the Major League lead with five triples and tied for seventh in the American League in stolen bases when he was placed on the 15-day disabled list June 14...posted 14 extra-base hits with 22 runs scored through May 7 with the Royals going 18-11...had just two extra-base hits and eight runs in his final 21 games of the season while playing with his injured shoulders...the Royals, beginning May 8, posted a 47-86 record the remainder of the season...the switch-hitter batted .231 against right-handed pitchers and .222 against left-handers...hit .247 in April, .220 in May and .176 in five games in June...had all five of his triples at Kauffman Stadium and all three of his home runs on the road...made all 49 of his starts with the Royals in center field...hit leadoff 47 times...hit the game-winning two-run home run in the ninth inning April 9 at Chicago...equaled his career high with four walks May 5 against Chicago...also had two steals that day and swiped nine of his 13 bases over an 11-game span from May 5 to 17...was placed on the bereavement list June 1 and reinstated June 4...was placed on the 15-day DL with a right rotator cuff strain June 14 retroactive to June 13...had surgery to repair a torn labrum in his right shoulder June 24...was transferred to the 60-day DL July 2 and had surgery on his left shoulder later that month...missed the remainder of the season.

**2008**—Turned it on down the stretch to help the Red Sox to the AL Wild Card and a berth in the American League Championship Series in his final season with Boston...finished his Boston career with 70 stolen bases in 87 attempts for a 80.5 percent success rate, the second-best in Red Sox history (min. 75 stolen base attempts)...started the season fairly slow and was hitting .252 through July 31...proceeded to hit .341 in the months of August and September and then .417 in seven postseason games...tied for fourth in the AL with 10 bunt hits...stole 20 bases, becoming the first Red Sox player since Ellis Burks (1987-89) to record 20 or more steals in his first three seasons with the club...went 84 games between errors on April 24 and Sept. 3...homered in three straight games from June 14-17...served a five-game suspension from June 28-July 2 for his role in Boston's on-field incident with Tampa Bay June 5 at Fenway Park...had 1 hit in 4 at bats in the Red Sox ALDS win over Los Angeles, scoring two runs...turned it on in the ALCS against Tampa Bay, hitting .450 (9 for 20) with two doubles, an RBI and four walks in five games...recorded the game-tying hit with a two-out single in the eighth inning of Game 5 at Boston...the hit capped a historic comeback from a 7-0 deficit for the Red Sox, who won the game, 8-7.

**2007**—Rebounded from an injury-plagued 2006 season to start 137 games in center for the World Champion Red Sox...committed just one error in 416 total chances for a .998 fielding pct., the sixth-best mark among center fielders in Major League history at the time (min. 400 total chances)...finished third among ML outfielders in total chances...went 153 games and 429 total chances between errors from July 21, 2006 at Seattle to Aug. 7, 2007 at Los Angeles...established a Red Sox outfielder record for consecutive errorless chances...led the club with seven triples and was second in steals with 28...finished among the AL leaders in sac bunts (t-7th), triples (t-9th), bunt hits (t-5th) and steals (9th)...col-

## CONSECUTIVE STOLEN BASES, NO CAUGHT STEALING, OAKLAND A'S

- 28 Stan Javier, May 31-October 1, 1995
- 26 Mitchell Page, April 10-Aug. 13, 1977
- 26 Bert Campaneris, July 10-Sept. 11, 1976
- 25 Don Baylor, May 7-June 22, 1976
- 24 **Coco Crisp, July 24-Sept. 13, 2010**
- 24 Rickey Henderson, July 15-Aug. 21, 1989
- 24 Davey Lopes, July 11, 1983-June 26, 1984

lected his first career two-home run game June 18 at Atlanta...equaled his career-best with five RBI July 5 vs. Tampa Bay and July 21 vs. Chicago...hit his second career grand slam July 5 vs. Tampa Bay... started all three of the Red Sox ALDS games and the first five ALCS games...suffered a bruised right knee hitting the wall to catch Casey Blake's fly ball for the final out of Game 7 of the ALCS, sending the Red Sox to the World Series...went 1 for 2 with a run scored in the World Series vs. Colorado, seeing action in 3 of the 4 games.

**2006**—Played in just 105 games in his first season with Boston as he was bothered by a left index finger fracture suffered in the first week of the regular season...began the season as the Red Sox leadoff man and led the team in steals while tying for first in sacrifice bunts...suffered a broken finger in his fifth game of the season April 8 at Baltimore on a stolen base attempt of third...missed 41 games before being reinstated May 28...the finger continued to bother him the rest of the season and he underwent surgery on his finger Sept. 26 and missed the remainder of the season.

**2005**—Established career highs in most offensive categories in his final year with Cleveland, including a .300 average, 42 doubles, 16 homers and 86 runs...led the American League with 13 sacrifice bunts and ranked among the league leaders in doubles (t-5th), bunts in play (t-3rd), hitting vs. right-handed pitchers (.324, 5th) and road average (.323, 5th)...had an inside-the-park home run July 4 vs. Detroit... was named American League Player of the Week for Sept. 6-12...hit .517 (15 for 29) with three home runs, seven RBI and eight runs scored during the week...was on the disabled list from May 18 to June 1 with a sprained right thumb.

**2004**—Made his first Opening Day roster with the Indians...turned it on after a slow start and ranked ninth in the American League with a .318 batting average after the All-Star Break...hit his first career grand slam July 27 vs. Detroit...drove in a career-high 71 runs...posted hitting streaks of 14 (July 27-Aug. 13) and 12 (June 11-22) games.

**2003**—Opened the season with Triple-A Buffalo and was leading the International League in hitting (.360), hits (81) and runs scored (42) when he was recalled to Cleveland June 10...spent the remainder of the season at the big league level...ranked among American League rookie leaders in triples (3rd), stolen bases (3rd), batting average (6th) and runs (7th)...put 37 bunts in play, third overall in the AL... hit .400 during a 13-game hitting streak from July 18 to 31 and batted .351 overall in 26 July games.

**2002**—Had his contract selected from Double-A Akron Aug. 14 and made his Major League debut the next day...collected his first Major League hit Aug. 16 at Anaheim off John Lackey... was sent to Triple-A Buffalo Aug. 30 to play in the International League playoffs but returned to the Indians after seven games...hit his first Major League home run Sept. 11 vs. Toronto off Scott Wiggins...began the season in the Cardinals organization and hit .301 in 89 games with Double-A New Haven before being acquired as a player to be named by the Cleveland Indians Aug. 5 to complete a July 19 trade for Chuck Finley... played for Aguilas in the Dominican Winter League following the season.

**2001**—Earned St. Louis Cardinals Minor League Player of the Year honors and was a Carolina League All-Star after a stellar season with Single-A Potomac...led the Carolina League in hits (162), total bases (224), games played (139) and at bats (530), ranked second in runs scored (80) and stolen bases (39) and was third in batting (.306).

**2000**—Split the season between short season Single-A New Jersey and Single-A Peoria...began the year in extended spring training making the conversion to an outfielder after playing exclusively at second base during his first pro campaign in 1999...combined to steal 32 bases in 38 attempts between the stops...appeared in 52 games in the outfield and four at second base.

**1999**—Began his professional career as a second baseman for Johnson City in the Cardinals organization...ranked fourth in the Appalachian League in stolen bases (27)...committed 24 errors in 64 games at second base.

## PERSONAL/MISCELLANEOUS

Covelli Loyce Crisp...was originally signed by St. Louis scout Chuck Fick...has three children, daughter, Amailee, and sons Caden and Collin...as a youngster, his great grandmother Wilda Smith called him

“Co”...his sister, Sheileah, and godbrother, Marcus, inspired by the character and the name on the Coco Krispies cereal box, lengthened his nickname to “Coco”...was Covelli until the 2002 season when the “Coco” nickname stuck...graduated from Inglewood (CA) High School and attended Pierce Junior College in Los Angeles...played third base in high school...is one of seven MLB RBI (Reviving Baseball in Inner Cities) Program alumni to play in the Majors...was inducted into the RBI League Hall of Fame in 2006 and the Pierce JC Hall of Fame in 2012...narrated an ESPN special on the MLB RBI Program in August, 2007.

### LIFETIME PLAYING RECORD

Year	Club	AVG.	G	AB	R	H	2B	3B	HR	RBI	SH	SF	HP	BB	SO	SB	CS	SLG	OBP	E
1999	Johnson City	.258	65	229	55	59	5	4	3	22	8	2	2	44	41	27	5	.354	.379	24
2000	New Jersey	.239	36	134	18	32	5	0	0	14	5	0	1	11	22	25	3	.276	.301	2
	Peoria	.276	27	98	14	27	9	0	0	7	4	0	0	16	15	7	3	.367	.377	0
2001	Potomac	.306	139	530	80	162	23	3	11	47	7	1	1	52	64	39	21	.423	.368	6
2002	New Haven	.301	89	355	61	107	16	1	9	47	5	1	0	36	56	26	10	.428	.365	3
	Akron	.406	7	32	9	13	1	0	1	4	1	0	0	3	3	4	0	.531	.457	0
	CLEVELAND	.260	32	127	16	33	9	2	1	9	3	2	0	11	19	4	1	.386	.314	1
	Buffalo	.238	4	21	3	5	1	0	0	2	0	0	0	0	2	1	0	.286	.238	0
2003	Buffalo	.360	56	225	42	81	19	6	1	24	9	2	5	26	24	20	8	.511	.434	3
	CLEVELAND	.266	99	414	55	110	15	6	3	27	7	3	0	23	51	15	9	.353	.302	1
2004	CLEVELAND	.297	139	491	78	146	24	2	15	71	9	2	0	36	69	20	13	.446	.344	4
2005	CLEVELAND	.300	145	594	86	178	42	4	16	69	13	5	0	44	81	15	6	.465	.345	5
2006	BOSTON	.264	105	413	58	109	22	2	8	36	7	0	1	31	67	22	4	.385	.317	1
	Pawtucket	.333	1	3	0	1	0	0	0	2	0	0	0	1	0	0	0	.333	.500	0
2007	BOSTON	.268	145	526	85	141	28	7	6	60	9	5	1	50	84	28	6	.382	.330	1
2008	BOSTON	.283	118	361	55	102	18	3	7	41	8	4	1	35	59	20	7	.407	.344	2
2009	KANSAS CITY	.228	49	180	30	41	8	5	3	14	4	1	1	29	23	13	2	.378	.336	3
2010	Stockton	.833	2	6	2	5	0	1	1	3	0	0	0	1	0	0	0	1.667	.857	0
	OAKLAND	.279	75	290	51	81	14	4	8	38	3	5	0	30	49	32	3	.438	.342	2
	Sacramento	.591	6	22	7	13	2	1	0	5	0	0	0	2	3	2	1	.773	.625	0
2011	OAKLAND	.264	136	531	69	140	27	5	8	54	4	6	1	41	65	49	9	.379	.314	1
<b>ML Totals</b>		<b>.275</b>	<b>1043</b>	<b>3927</b>	<b>583</b>	<b>1081</b>	<b>207</b>	<b>40</b>	<b>75</b>	<b>419</b>	<b>67</b>	<b>33</b>	<b>5</b>	<b>330</b>	<b>567</b>	<b>218</b>	<b>60</b>	<b>.406</b>	<b>.330</b>	<b>21</b>

### CAREER TRANSACTIONS

**1999** — Selected by the St. Louis Cardinals organization in the 7th round of the free agent draft. **2002** — Traded to the Cleveland Indians as the player to be named later in the July 19 trade in which Cleveland traded pitcher Chuck Finley for outfielder Luis Garcia, August 5. **2005** — On disabled list, May 18 to June 1. **2006** — Traded to the Boston Red Sox with pitcher David Riske and catcher Josh Bard for pitcher Guillermo Mota, infielder Andy Marte, catcher Kelly Shoppach, cash considerations and a player to be named later, January 27. On disabled list, April 9 to May 27; included rehabilitation assignment to Pawtucket, May 27. **2008** — On suspended list, June 28 to July 2. Traded to the Kansas City Royals for pitcher Ramon Ramirez, November 19. **2009** — On disabled list, June 13 to end of season. Elected free agency, November 9; signed by the Oakland Athletics, December 23. **2010** — On disabled list, April 3 to May 20; included rehabilitation assignment to Stockton, May 18 to 20. On disabled list, May 23 to June 21; included rehabilitation assignment to Sacramento, June 15 to 21. **2011** — Elected free agency, October 30. **2012** — Re-signed by Oakland, January 5.

### DIVISION SERIES RECORD

Year	Club/Opp.	AVG.	G	AB	R	H	2B	3B	HR	RBI	SH	SF	HP	BB	SO	SB	CS	SLG	OBP	E
2007	BOS vs. LAA	.200	3	10	0	2	0	0	0	2	0	0	0	1	3	1	0	.200	.273	0
2008	BOS vs. LAA	.250	2	4	2	1	0	0	0	0	0	0	0	1	0	1	0	.250	.400	0
<b>Totals</b>		<b>.214</b>	<b>5</b>	<b>14</b>	<b>2</b>	<b>3</b>	<b>0</b>	<b>0</b>	<b>0</b>	<b>2</b>	<b>0</b>	<b>0</b>	<b>0</b>	<b>2</b>	<b>3</b>	<b>2</b>	<b>0</b>	<b>.214</b>	<b>.313</b>	<b>0</b>

### LEAGUE CHAMPIONSHIP SERIES RECORD

Year	Club/Opp.	AVG.	G	AB	R	H	2B	3B	HR	RBI	SH	SF	HP	BB	SO	SB	CS	SLG	OBP	E
2007	BOS vs. CLE	.143	7	21	2	3	1	0	0	0	0	0	0	0	6	1	0	.190	.143	0
2008	BOS vs. TB	.450	5	20	2	9	2	0	0	1	0	0	0	4	3	0	0	.550	.542	0
<b>Totals</b>		<b>.293</b>	<b>12</b>	<b>41</b>	<b>4</b>	<b>12</b>	<b>3</b>	<b>0</b>	<b>0</b>	<b>1</b>	<b>0</b>	<b>0</b>	<b>0</b>	<b>4</b>	<b>9</b>	<b>1</b>	<b>0</b>	<b>.365</b>	<b>.356</b>	<b>0</b>

### WORLD SERIES RECORD

Year	Club/Opp.	AVG.	G	AB	R	H	2B	3B	HR	RBI	SH	SF	HP	BB	SO	SB	CS	SLG	OBP	E
2007	BOS vs. COL	.500	3	2	1	1	0	0	0	0	0	0	0	0	0	0	0	.500	.500	0

## VS. THE AMERICAN LEAGUE

2011					CAREER					
AVG.	AB	H	HR	RBI	vs. TEAM	AVG.	AB	H	HR	RBI
.250	24	6	0	4	Baltimore	.275	207	57	3	30
.182	33	6	1	4	Boston	.188	112	21	1	7
.225	40	9	1	2	Chicago	.292	312	91	10	39
.261	23	6	0	4	Cleveland	.280	143	40	1	8
.293	41	12	0	5	Detroit	.322	329	106	6	38
.269	26	7	0	4	Kansas City	.243	337	82	3	40
.310	58	18	0	6	Los Angeles	.275	240	66	7	27
.364	22	8	0	1	Minnesota	.287	342	98	7	27
.375	32	12	2	6	New York	.269	297	80	5	29
—	0	0	0	0	Oakland	.280	157	44	3	13
.264	72	19	0	4	Seattle	.275	265	73	4	26
.273	22	6	1	3	Tampa Bay	.271	255	69	4	30
.186	43	8	2	5	Texas	.268	228	61	4	24
.138	29	4	0	0	Toronto	.243	255	62	5	19

## VS. THE NATIONAL LEAGUE

2011					CAREER					
AVG.	AB	H	HR	RBI	vs. TEAM	AVG.	AB	H	HR	RBI
.273	11	3	0	1	Arizona	.283	46	13	0	2
—	0	0	0	0	Atlanta	.367	49	18	3	9
—	0	0	0	0	Chicago	—	0	0	0	0
—	0	0	0	0	Cincinnati	.324	71	23	5	23
—	0	0	0	0	Colorado	.176	34	6	0	5
.400	10	4	1	1	Florida	.179	28	5	1	1
—	0	0	0	0	Houston	.250	4	1	0	0
—	0	0	0	0	Los Angeles	.200	10	2	0	1
—	0	0	0	0	Milwaukee	.125	8	1	0	0
.214	14	3	0	1	New York	.324	34	11	0	3
.429	7	3	0	1	Philadelphia	.360	25	9	1	4
—	0	0	0	0	Pittsburgh	.421	19	8	0	1
—	0	0	0	0	St. Louis	.211	19	4	0	0
—	0	0	0	0	San Diego	.297	37	11	1	3
.250	24	6	0	2	San Francisco	.275	51	14	0	7
—	0	0	0	0	Washington	.385	13	5	1	3

## MONTHLY BREAKDOWN

2011					CAREER					
AVG.	AB	H	HR	RBI	by MONTH	AVG.	AB	H	HR	RBI
—	0	0	0	0	March	.333	3	1	0	0
.286	91	26	1	8	April	.259	475	123	4	38
.248	101	25	1	10	May	.247	470	116	8	43
.275	91	25	1	8	June	.288	673	194	18	82
.286	91	26	1	8	July	.277	740	205	10	79
.238	84	20	3	11	August	.269	847	228	21	91
.247	73	18	1	9	September	.299	698	209	14	84
—	0	0	0	0	October	.238	21	5	0	2

## BATTING BREAKDOWN

2011					CAREER					
AVG.	AB	H	HR	RBI	by CATEGORY	AVG.	AB	H	HR	RBI
.274	252	69	4	27	Home	.280	1893	530	32	225
.254	279	71	4	27	Road	.271	2034	551	43	194
.290	186	54	3	22	Day	.262	1190	312	19	125
.249	345	86	5	32	Night	.281	2737	769	56	294
.267	318	85	4	30	Pre-ASG	.267	1898	507	37	197
.258	213	55	4	24	Post-ASG	.283	2029	574	38	222
.211	171	36	3	18	vs. LHP	.273	1205	329	30	143
.289	360	104	5	36	vs. RHP	.276	2722	752	45	276
.298	131	39	1	45	RISP	.281	890	250	17	335
.125	8	1	0	4	Loaded	.292	89	26	2	73
.500	2	1	0	0	Pinch Hitter	.250	12	3	0	2
.333	3	1	0	1	Designated Hitter	.196	46	9	0	4

## BALLPARK BREAKDOWN

	AVG.	AB	H	HR	RBI
Angel Stadium	.314	121	38	4	11
AT&T Park	.172	29	5	0	3
Ballpark in Arlington	.276	134	37	2	13
Busch Stadium	.091	11	1	0	0
Camden Yards	.295	95	28	2	15
Chase Field	.200	15	3	0	0
Citi Field	.214	14	3	0	1
Citizens Bank Park	.417	12	5	1	3
Comerica Park	.341	138	47	2	12
Fenway Park	.277	657	182	6	70
Great American Ball Park	.320	25	8	3	11
Kauffman Stadium	.235	255	60	2	21
Metrodome	.228	171	39	4	12
Minute Maid Park	.250	4	1	0	0
O.co Coliseum	.284	490	139	12	61
Old Yankee Stadium	.283	127	36	2	11
PETCO Park	.375	24	9	1	2
PNC Park	.375	8	3	0	0
Progressive Field	.282	890	251	17	103
Rogers Centre	.206	107	22	2	6
Safeco Field	.273	154	42	1	11
Shea Stadium	.364	11	4	0	2
Sun Life Stadium	.000	11	0	0	0
Target Field	.300	30	9	0	1
Tokyo Dome	.333	3	1	0	0
Tropicana Field	.248	129	32	2	15
Turner Field	.395	38	15	3	7
U.S. Cellular Field	.265	189	50	7	21
Yankee Stadium	.314	35	11	2	7

## FIELDING STATISTICS

Outfield									
YEAR	PCT.	G	PO	A	E	TC	DP		
2002	.988	32	82	1	1	84	1		
2003	.995	90	213	5	1	219	2		
2004	.986	128	286	5	4	295	1		
2005	.985	145	315	3	5	323	0		
2006	.996	103	246	3	1	250	3		
2007	.998	144	408	7	1	416	4		
2008	.992	114	234	4	2	240	1		
2009	.976	49	120	0	3	123	0		
2010	.989	73	182	2	2	186	0		
2011	.997	133	321	2	1	324	1		
<b>Totals</b>	<b>.991</b>	<b>1011</b>	<b>2407</b>	<b>32</b>	<b>21</b>	<b>2460</b>	<b>13</b>		

## CRISP'S CAREER HIGHS

**Hits:** 4 (nine times), last: August 24, 2011 at New York (AL)

**Home Runs:** 2 (twice), August 24, 2011 at New York (AL); June 18, 2007 at Atlanta

**Runs Batted In:** 5 (four times), last: August 24, 2011 at New York (AL)

**Stolen Bases:** 4, August 6, 2011 at Tampa Bay; 3 (three times), last: July 31, 2011 vs. Minnesota; 2 (20 times), last: September 26, 2011 at Seattle

**Hitting Streak:** 14, July 27 to August 13, 2004

**Hitless Streak (At Bats):** 23 (twice), last: May 21 to June 1, 2008

**Grand Slams:** 2, July 5, 2007 vs. Tampa Bay (J.P. Howell); July 27, 2004 vs. Detroit (Gary Knotts)

**Pinch-Hit Home Runs:** None.

**Inside-The-Park Home Runs:** 1, July 4, 2005 vs. Detroit (Game 2) (Fernando Rodney)

**Game Ending Home Runs:** None

**Lead Off Home Runs:** 4, April 20, 2011 vs. Boston (Clay Buchholz); September 6, 2010 vs. Seattle (Jason Vargas); August 18, 2003 vs. Tampa Bay (Rob Bell); August 6, 2003 vs. Seattle (Joel Pineiro).

## OAKLAND A'S CLINCHING DATES

Year	Date	Game No.	Opponent	Score	Winner	Loser
1971	September 15	149	at Chicago	3-2	Grant	Wood
1972	September 28	150	Minnesota	8-7	Fingers	LaRoche
1973	September 23	156	at Chicago	10-5	Blue	Wood
1974	September 27	158	Chicago	2-3	Bahnsen	Holtzman
1975	September 24	158	Chicago	13-2	Blue	Jefferson
1988	September 19	151	Minnesota	5-3	Stewart	Toliver
1989	September 27	158	Texas	5-0	Moore	Moyer
1990	September 25	154	at Kansas City	5-0	Stewart	Appier
1992	September 28	156/157	Off Day*			
2000	October 1	161	Texas	3-0	Hudson	Glynn
2001	September 23	150	Seattle	7-4	Mulder	Garcia
2002	September 20 (Playoff)	154	Texas	4-2	Mecir	Kolb
	September 26 (Division)	159	at Seattle	5-3 (10)	Koch	Hasegawa
2003	September 23	158	Texas	4-3 (10)	Foulke	Cordero
2006	September 26	157	at Seattle	12-3	Harden	Woods

\*Chicago defeated 2nd place Minnesota on the A's off day.



**RIGHT-HANDED PITCHER****Height/Weight:** 6-2 / 225**Bats/Throws:** Right / Right**Birthdate:** February 15, 1986**Opening Day Age:** 26**Birthplace/Resides:** Samana, Dominican Republic / Samana, Dominican Republic**Major League Service:** 97 days**Obtained:** Acquired from the Chicago White Sox with pitcher Gio Gonzalez and outfielder Ryan Sweeney for outfielder Nick Swisher, January 3, 2008**Contract Status:** First year of a one-year contract through 2012.**CAREER HIGHLIGHTS**

Made his Major League debut with the A's in 2011, posting a 3-2 mark with a 4.32 ERA in 34 relief appearances... began his professional career as a starter, compiling a 15-11 record with a 2.89 ERA in 48 games, 41 starts, over his first four minor league seasons through 2009... is 2-5 with four saves and a 4.01 ERA in 60 minor league relief appearances over the last two years... now has a 17-16 record and a 3.20 ERA (100 er in 281.2 ip) in 108 games, 41 starts, in six seasons in the minors... has 103 walks and 365 strikeouts in 281.2 innings (11.7 strikeouts per nine innings)... was one of three players acquired from the Chicago White Sox in the Nick Swisher trade prior to the 2008 season... however, pitched in just 12 games in his first two seasons with the A's organization due to "Tommy John" surgery in May, 2008... was named the South Atlantic League Most Outstanding Major League Prospect in 2007... also pitched for the World team in the All-Star Futures Game at San Francisco that year... traded to Oakland following the 2007 season and was named the A's fourth best prospect by *Baseball America*.

**2011 HIGHLIGHTS**

Made his Major League debut with the A's in 2011, logging a 3-2 record with a 4.32 ERA and .220 opponents batting average in 34 games over three stints... posted a 2.04 ERA over his first 15 contests through Aug. 7 but had a 6.89 ERA over his final 19 outings... struck out 43 batters in 33.1 innings for an average of 11.61 strikeouts per nine innings... his opponents batting average included a .173 (9 for 52) mark against left-handed hitters, compared to .254 (18 for 71) against right-handers... had 24 strikeouts in 52 at-bats against lefties... had nine wild pitches, which tied for the most among American League relievers... that tied for second most by a reliever in Oakland history and was the most since 1996 when Mike Mohler also had nine... it was the most by a Major League pitcher with fewer than 40 innings pitched since Dick Radatz had nine for Cleveland and Chicago (NL) in 26.1 innings in 1967... opponents hit .197 with the bases empty, .275 with runners in scoring position... held the opponents' two through five hitters to a .145 batting average... surrendered all four of his home runs and allowed 14 of his 24 RBI to the six, seven and eight hitters... allowed 7 of 21 (33.3%) inherited runners to score... stranded each of his first nine inherited runners through Aug. 2 but allowed 7 of 12 (58.3%) to score over his final 22 games... first batters faced were 7-for-30 (.233) with four walks... was charged with two blown saves... has a 2.93 ERA in 16 appearances at home, a 5.50 ERA in 18 outings on the road... posted a 2.79 ERA in 17 games at night, a 6.43 ERA in 17 appearances during the day... opponents were successful in 6 of 7 (85.7%) stolen base attempts... tossed fewer than 1.0 innings in 12 of his 34 appearances... pitched for Licey in the Dominican Winter League following the season and was 1-1 with a 2.00 ERA in 10 relief appearances.

**OAKLAND:** Was promoted to Oakland for the first time May 20 but did not appear in a game before he was optioned back to Triple-A Sacramento May 24... returned June 3 and made his Major League debut June 4 at Boston... entered the game with two outs in the eighth inning with the A's trailing 7-3 and struck out the only batter he faced, Jed Lowrie... struck out a career-high four batters in career-high 2.0 innings the next day against the Red Sox before being optioned again June 6... returned for the final time July 1, posting a 4.35 ERA in 32 games over the final three months of the season... matched his career highs with 2.0 innings pitched and four strikeouts July 2 against Arizona and July 22 at New York (AL)... tossed a career-high 44 pitches in the game against the Yankees... allowed a career-high four runs and a career-high three hits in 0.2 innings July 27 against Tampa Bay... was credited with his first ML win Aug. 7 at Tampa Bay... entered the game in the ninth inning with the scored tied 4-4 and set down three of the four batters he faced... Josh Willingham homered in the 10th for the win... was tagged with

his first blown save Aug. 15 against Baltimore...relieved Gio Gonzalez with the bases loaded, no outs and a 2-1 lead in the seventh inning and allowed a three-run double to Andino...his second blown save and first loss came Aug. 25 at New York (AL)...entered the game in the sixth inning with a 7-6 lead but allowed a grand slam to Martin in the A's 22-9 loss...owned a season ERA of 3.46 at the end of August, but then posted a 7.36 ERA in nine appearances in September.

**MINORS:** Began the season at Double-A Midland, chalking up three saves and a 2.89 ERA in eight relief appearances before he was promoted to Sacramento May 5...had no decisions and a 1.83 ERA in 15 games with the River Cats for a 2.17 ERA in 23 minor league outings overall...combined to strike out 36 in 29.0 innings, an average of 11.17 per nine innings...surrendered just one home run and did not allow any in 19.2 innings with Sacramento...allowed a .239 opponents batting average, which broke down to .167 (7-for-42) against left-handed hitters and .284 (19-for-67) against right-handers...opponents were 3-for-22 (.136) with three walks leading off an inning...stranded all four of his inherited runners with Midland but allowed all six to score with Sacramento...did not allow a run in eight road games (9.2 ip)...had not yielded a run in five games (6.0 ip) with the River Cats before his first promotion to Oakland May 20...allowed one run in 5.0 innings (1.80 ERA) during his second stint from May 24 to June 2...posted a 3.12 ERA in six games during his final stay with Sacramento from June 6-30...struck out a season-high five batters in 1.2 innings June 9 against Tacoma.

## CAREER

**2010**—Began the season on the disabled list for the second consecutive year...after spending his first four professional seasons as a starter, pitched exclusively in relief in 2010...combined for a 2-5 record, one save and a 5.13 ERA in a minor league-high 37 appearances with Single-A Stockton and Double-A Midland...matched his high in losses and the save was his first as a professional...struck out 73 in 47.1 innings, an average of 13.9 per nine innings...walked just 19 for a strikeout to walk ratio of 3.8 to 1...yielded just one home run...allowed a .242 opponents batting average, including .223 against right-handed hitters and .266 against left-handers...yielded a .167 average with the bases empty, .326 with runners on...opponents were 4 for 39 (.103) when leading off an inning...had a 1.59 ERA in the ninth inning and 6.25 in the eighth inning or earlier...allowed 5 of 17 (29.4%) inherited runners to score...tossed at least one inning 32 of his 37 appearances, including a season-high 2.0 innings eight times...struck out at least one batter in 36 of his 37 outings, including a season-high three 13 times...was named as having the Best Fastball in the A's organization in *Baseball America's* Best Tools survey for prospects following the 2010 season...began the season on the disabled list at Stockton with a strained right elbow...was reinstated May 11 and went 1-0 with a save and a 2.30 ERA in 12 games with the Ports...did not allow a run in seven appearances at home (10.0 ip)...posted a 7.36 ERA over his first three outings but allowed just one run over his final nine appearances (12.0 ip, 0.75 ERA)...picked up his first win June 7 against Bakersfield and then tossed a scoreless ninth inning June 9 against the Blaze for his first professional save...was promoted to Midland June 18 and went 1-5 with a 6.54 ERA in 25 relief appearances...allowed his only home run of the season June 28 at San Antonio...stranded all 11 of his inherited runners over a 22-game stretch from June 26 to Sept. 3...tossed a scoreless ninth inning July 28 against Frisco but did not strike out a batter...it was his only outing in 2010 in which he did not fan a hitter...allowed a season-high four hits in 2.0 innings Aug. 19 at Tulsa and a season-high five runs in 0.2 innings in his next outing Aug. 22 at Northwest Arkansas...was charged with the loss in each appearance...made three postseason appearances for the Rockhounds and posted an 11.57 ERA (2.1 ip, 2 h, 3 r, 3 er, 1 bb, 1 so).

**2009**—Began the season on the disabled list as he continued his recovery from "Tommy John" surgery...was assigned to the A's affiliate in the Arizona Rookie League for a rehab assignment July 5 and started seven games...was 0-1 with a 3.86 ERA and did not pitch more than 2.0 innings in any of his appearances...struck out 16 and walked four in 11.2 innings and did not allow a home run...issued four wild pitches...allowed a .279 opponents batting average, which included a .185 mark against right-handed hitters and .438 against left-handers...opponents hit .182 with the bases empty...began his rehab assignment July 5 at the Dodgers affiliate and tossed 2.0 innings...allowed a run on two hits and a walk while striking out three in his first appearance since April 24, 2008...made another start July 10 before his rehab was halted...resumed pitching Aug. 9 and went 0-1 with a 4.70 ERA over his final five starts.

**2008**—Began his first season in the A's organization at Single-A Stockton of the California League and went 2-2 with a 5.87 ERA in five starts before he was placed on the disabled list May 2 with a strained right elbow...underwent elbow ligament replacement surgery later that month and missed the remain-

der of the season...struck out 26 in 23.0 innings, an average of 10.17 strikeouts per nine innings... allowed a .309 opponents batting average, including .245 against right-handed hitters and .378 against left-handers...lost each of his first two starts, including April 8 against Bakersfield when he struck out a season high seven in 5.0 innings...matched his high in strikeouts in his next start April 13 at Modesto and allowed two runs in 5.0 innings for the win...was the winning pitcher in his final start April 24 against San Jose (5.0 ip, 7 h, 2 r, 1 er, 1 bb, 4 so).

**2007**—Spent most of the season at Single-A Kannapolis and was named the South Atlantic League Most Outstanding Major League Prospect after going 9-4 with a 2.40 ERA and 121 strikeouts in 21 games, 15 starts...was promoted to Single-A Winston-Salem of the Carolina League Aug. 7 and went 1-1 with a 3.65 ERA in five starts...combined for a 10-5 record and a 2.65 ERA in 26 games, 20 starts, overall...struck out 153 in 122.1 innings, an average of 11.26 per nine innings...allowed a .163 opponents batting average, which included a .167 mark against right-handed hitters and .158 against left-handers...opponents hit .175 when leading off an inning and .176 with runners in scoring position...was second in the White Sox farm system in ERA, third in strikeouts and fourth in wins...was named to the SAL Midseason All-Star team...*Baseball America* named him to their Low Class A All-Star Team and as the third best prospect in the SAL...compiled a 0.87 ERA in April...did not allow a home run over the first two months of the season (47.2 ip)...tossed seven scoreless innings May 22 to defeat Hickory and left the game with a no-hitter...had three 10-strikeout games over a six-start stretch from June 8 to July 13, including a season high 14 against Greensboro June 29...played for the World Team in the All-Star Futures Game at San Francisco (1.0 ip, 1 h, 1 r, 1 er, 1 bb, 2 so, 1 hr)...was promoted to Winston-Salem Aug. 7...was traded to Oakland following the season and was named the A's fourth best prospect by *Baseball America*.

**2006**—Made his professional debut with the White Sox affiliate in the Dominican Summer League and posted a 3-3 record and a 1.86 ERA in 10 games, nine starts...struck out 61 in 48.1 innings (11.4 per nine innings) and walked just 10...did not allow a home run...yielded a .232 opponents batting average, including .215 against right-handed hitters and .283 against lefties...his opponents average dropped to .164 with runners in scoring position...recorded his first professional win June 29 against the Royals (6.0 ip, 3 h, 2 r, 1 er, 2 bb, 7 so)...struck out 10 July 5 and July 22, both times against the Marlins.

## PERSONAL/MISCELLANEOUS

Fautino De Los Santos...was originally signed by the Chicago White Sox organization as a non-drafted free agent, Dec. 2, 2005.

### LIFETIME PITCHING RECORD

Year	Club	W	L	ERA	G	GS	CG	SHO	SV	IP	H	R	ER	HR	HB	BB	IBB	SO	WP	BK
2006	DSL White Sox	3	3	1.86	10	9	0	0	0	48.1	44	20	10	0	5	10	0	61	4	1
2007	Kannapolis	9	4	2.40	21	15	0	0	0	97.2	49	33	26	5	8	36	1	121	18	3
	Winston-Salem	1	1	3.65	5	5	0	0	0	24.2	20	12	10	3	1	7	0	32	1	0
2008	Stockton	2	2	5.87	5	5	0	0	0	23.0	29	17	15	3	1	11	0	26	5	1
2009	AZL A's	0	1	3.86	7	7	0	0	0	11.2	12	6	5	0	1	4	0	16	4	1
2010	Stockton	1	0	2.30	12	0	0	0	1	15.2	13	4	4	0	0	3	0	22	0	0
	Midland	1	5	6.54	25	0	0	0	0	31.2	31	26	23	1	2	16	1	51	5	0
2011	Midland	0	0	2.89	8	0	0	0	3	9.1	8	3	3	1	0	4	1	15	0	0
	Sacramento	0	0	1.83	15	0	0	0	0	19.2	18	4	4	0	0	12	0	21	3	0
	OAKLAND	3	2	4.32	34	0	0	0	0	33.1	27	19	16	4	0	17	1	43	9	0
<b>ML Totals</b>		<b>3</b>	<b>2</b>	<b>4.32</b>	<b>34</b>	<b>0</b>	<b>0</b>	<b>0</b>	<b>0</b>	<b>33.1</b>	<b>27</b>	<b>19</b>	<b>16</b>	<b>4</b>	<b>0</b>	<b>17</b>	<b>1</b>	<b>43</b>	<b>9</b>	<b>0</b>

### CAREER TRANSACTIONS

**2005** — Signed by the Chicago White Sox organization as a non-drafted free agent, December 2. **2008** — Traded to the Oakland Athletics with pitcher Gio Gonzalez and outfielder Ryan Sweeney for outfielder Nick Swisher, January 3.

## VS. THE AMERICAN LEAGUE

2011		CAREER												
ERA	W	L	S	G	IP	ER	vs. TEAM	ERA	W	L	S	G	IP	ER
4.50	0	0	0	2	2.0	1	Baltimore	4.50	0	0	0	2	2.0	1
2.70	0	0	0	3	3.1	1	Boston	2.70	0	0	0	3	3.1	1
—	0	0	0	0	0.0	0	Chicago	—	0	0	0	0	0.0	0
6.75	0	0	0	2	1.1	1	Cleveland	6.75	0	0	0	2	1.1	1
0.00	0	0	0	2	2.2	0	Detroit	0.00	0	0	0	2	2.2	0
0.00	0	0	0	1	0.1	0	Kansas City	0.00	0	0	0	1	0.1	0
6.23	1	1	0	4	4.1	3	Los Angeles	6.23	1	1	0	4	4.1	3
0.00	0	0	0	1	1.2	0	Minnesota	0.00	0	0	0	1	1.2	0
5.79	1	1	0	4	4.2	3	New York	5.79	1	1	0	4	4.2	3
—	0	0	0	0	0.0	0	Oakland	—	0	0	0	0	0.0	0
2.70	0	0	0	4	3.1	1	Seattle	2.70	0	0	0	4	3.1	1
6.00	1	0	0	4	3.0	2	Tampa Bay	6.00	1	0	0	4	3.0	2
10.13	0	0	0	4	2.2	3	Texas	10.13	0	0	0	4	2.2	3
4.50	0	0	0	2	2.0	1	Toronto	4.50	0	0	0	2	2.0	1

## VS. THE NATIONAL LEAGUE

2011		CAREER												
ERA	W	L	S	G	IP	ER	vs. TEAM	ERA	W	L	S	G	IP	ER
0.00	0	0	0	1	2.0	0	Arizona	0.00	0	0	0	1	2.0	0

## MONTHLY BREAKDOWN

2011		CAREER												
ERA	W	L	S	G	IP	ER	by MONTH	ERA	W	L	S	G	IP	ER
3.86	0	0	0	2	2.1	1	June	3.86	0	0	0	2	2.1	1
2.31	0	0	0	9	11.2	3	July	2.31	0	0	0	9	11.2	3
4.50	2	1	0	14	12.0	6	August	4.50	2	1	0	14	12.0	6
7.36	1	1	0	9	7.1	6	September	7.36	1	1	0	9	7.1	6

## PITCHING BREAKDOWN

2011		CAREER												
ERA	W	L	S	G	IP	ER	by CATEGORY	ERA	W	L	S	G	IP	ER
2.93	0	1	0	16	15.1	5	Home	2.93	0	1	0	16	15.1	5
5.50	3	1	0	18	18.0	11	Road	5.50	3	1	0	18	18.0	11
6.43	2	1	0	17	14.0	10	Day	6.43	2	1	0	17	14.0	10
2.79	1	1	0	17	19.1	6	Night	2.79	1	1	0	17	19.1	6
3.18	0	0	0	5	5.2	2	Pre-ASG	3.18	0	0	0	5	5.2	2
4.55	3	2	0	29	27.2	14	Post-ASG	4.55	3	2	0	29	27.2	14
—	0	0	0	0	0.0	0	Starter	—	0	0	0	0	0.0	0
4.32	3	2	0	34	33.1	16	Reliever	4.32	3	2	0	34	33.1	16

## BALLPARK BREAKDOWN

	ERA	W	L	S	G	IP	ER
Angel Stadium	18.00	1	0	0	1	1.0	2
Ballpark in Arlington	20.25	0	0	0	2	1.1	3
Comerica Park	0.00	0	0	0	1	1.2	0
Fenway Park	2.70	0	0	0	3	3.1	1
O.co Coliseum	2.93	0	1	0	16	15.1	5
Progressive Field	6.75	0	0	0	2	1.1	1
Rogers Centre	9.00	0	0	0	1	1.0	1
Safeco Field	0.00	0	0	0	1	1.1	0
Tropicana Field	0.00	1	0	0	3	2.1	0
Yankee Stadium	5.79	1	1	0	4	4.2	3

## FIELDING STATISTICS

### Pitcher

Year	Pct.	G	PO	A	E	TC	DP
2011	1.000	34	3	2	0	5	0
<b>Totals</b>	<b>1.000</b>	<b>34</b>	<b>3</b>	<b>2</b>	<b>0</b>	<b>5</b>	<b>0</b>

## DE LOS SANTOS' CAREER BESTS

**Low Hit Complete Game:** None

**Innings Pitched:** 2.0 (three times), last: July 22, 2011 at New York (AL)

**Strikeouts:** 4 (three times), last: July 22, 2011 at New York

**Longest Winning Streak:** 2, August 7 to 24, 2011

**Longest Losing Streak:** 2, August 25 to September 13, 2011

**Longest Scoreless Streak:** 5.1, July 29 to August 7, 2011

## A'S PITCHERS CAREER HITTING

PITCHER	AVG	AB	R	H	2B	3B	HR	RBI	SH	SF	HP	BB	SO	SB	CS
Anderson	.000	4	0	0	0	0	0	0	0	0	0	0	2	0	0
Balfour	.000	1	0	0	0	0	0	0	0	0	0	0	1	0	0
Braden	.000	4	0	0	0	0	0	0	2	0	0	0	2	0	0
Colon	.116	86	1	10	0	0	0	5	6	1	1	0	50	0	0
Devine	.000	1	0	0	0	0	0	0	0	0	0	0	1	0	0
Fuentes	.000	1	0	0	0	0	0	0	0	0	0	0	0	0	0
Godfrey	.000	2	0	0	0	0	0	0	0	0	0	0	1	0	0
McCarthy	.000	9	0	0	0	0	0	0	1	0	0	0	4	0	0
Milone	.167	6	1	1	0	0	1	3	4	0	0	0	1	0	0
Parker	.500	2	0	1	1	0	0	0	0	0	0	0	1	0	0
Peacock	.000	4	0	0	0	0	0	0	0	0	0	0	2	0	0
Ross	.000	1	0	0	0	0	0	0	0	0	0	0	1	0	0

**RIGHT-HANDED PITCHER****Height/Weight:** 6-0 / 235**Bats/Throws:** Right / Right**Birthdate:** September 19, 1983**Opening Day Age:** 28**Birthplace/Resides:** Junction City, Kansas / Roswell, Georgia**Major League Service:** 4 years, 69 days**Obtained:** Acquired from the Atlanta Braves with Jamie Richmond for Mark Kotsay and cash considerations, January 14, 2008**Contract Status:** First year of a one-year contract through 2012.**CAREER HIGHLIGHTS**

Posted a 3.52 ERA in 26 relief appearances with Oakland in 2011 after missing the entire 2009 and 2010 seasons following "Tommy John" surgery... has not allowed a home run in two seasons with the A's (68.2 innings) and now has a 87-game, 83.0-inning, 341-batter homerless streak...surrendered his last home run April 7, 2006 at San Francisco (Moises Alou)...was acquired by the A's from Atlanta prior to the 2008 season in the Mark Kotsay trade and posted a 0.59 ERA in 42 appearances with Oakland that year...

since the earned run became an official stat, his ERA was the lowest in Major League history among pitchers with 25 or more innings pitched...was Atlanta's first round selection in the 2005 draft and spent parts of each of his three professional seasons in the majors with the Braves, compiling a 6.86 ERA in 25 appearances...made his Major League debut Aug. 20, 2005, less than three months after being drafted... also pitched in the NLDS that year against Houston.

**OAKLAND A'S CONSECUTIVE HOMERLESS INNINGS, RELIEVER**

90.1	Rollie Fingers, June 8-Oct. 2, 1976
90.1	Paul Lindblad, May 31, 1975-April 13, 1976
84.0	Jeff Tam, May 27, 2001-Sept. 2, 2002
81.0	Bob Locker, May 31, 1971-July 16, 1972
<b>68.2</b>	<b>Joey Devine, April 10, 2008-present</b>

**2011 HIGHLIGHTS**

Returned to the majors for the first time in three years after missing the previous two seasons following "Tommy John" surgery...began the season at Triple-A Sacramento but was recalled by Oakland May 20...went 1-1 with a 3.52 ERA in 26 games with the A's before he was sent back to Sacramento July 27...spent the remainder of the season with the River Cats ...did not allow a home run in 23.0 innings and has not yielded a round-tripper in 68 games and 68.2 innings in his two seasons with the A's...that is the fifth-longest homerless streak by a reliever in Oakland history...allowed a .214 batting average, which broke down to .163 (7-for-43) against right-handed hitters and .268 (11-for-41) against left-handers...yielded all six of his extra base hits to lefties (five doubles, one triple)...now has a .159 (29-for-182) career average against right-handers compared to .252 (33-for-131) against lefties...opponents batted .185 with runners in scoring position and were 1-for-11 (.091) with RISP and two outs...has a .215 (20 for 93) career average with RISP...first batters faced were 6-for-21 (.286) with three walks and a hit batter (.400 on-base percentage)...has a .192 (15-for-78) average against first batters in his career...allowed 3 of 10 (30.0%) inherited runners to score...posted a 1.80 ERA and .143 opponents batting average in 12 games at home, compared to a 4.85 ERA and .265 opponents batting average in 14 games on the road...issued eight of his 11 walks on the road...did not allow a run in five outings against American League West teams...has a 0.47 ERA (1 er in 19.0 ip) in 20 career appearances against the West...posted a 1.35 ERA in seven interleague appearances and has a 1.00 ERA (1 er in 9.0 ip) in nine career interleague contests...compiled a 1.17 ERA and .120 opponents batting average in eight day games, compared to a 4.70 ERA and .254 opponents average in 18 appearances at night...has a 0.36 ERA (1 er in 25.1 ip) in 24 day games in two seasons with the A's...opponents were successful in each of their five stolen base attempts off him and are 9-for-10 (90.0%) in his career...tossed exactly 1.0 inning in 19 of his 26 outings.

**OAKLAND:** Threw a scoreless sixth inning May 21 at San Francisco in his first Major League appearance since Sept. 28, 2008 at Seattle...did not allow a run over his first seven games and 6.2 innings...that extended his scoreless streak to a career-high 16.1 innings dating back to Sept. 5, 2008...his previous high was 13.2 innings (twice, last: Aug. 6-Sept. 4, 2008)...it extended his streak of consecutive innings

without an earned run to 33.0, which matched the fifth longest streak in Oakland history...it was second longest by a reliever to Brad Ziegler's 39.0-inning streak from May 31-Aug. 14, 2008...his streak ended June 3 at Boston when he allowed two runs in the seventh inning for the loss in an 8-6 decision...it was the first time he allowed more than one run in a game since April 8, 2006 at San Francisco when he yielded four...tossed a season-high 1.1 innings June 11 at Chicago (AL)...matched his career high with three strikeouts June 16 against Kansas City (fourth time, last: Aug. 10, 2008 at Detroit)...allowed four runs on three hits and four walks in 2.0 innings over his final three outings before he was optioned to Sacramento July 27...was charged with his only blown save July 20 at Detroit but was credited with his only win in a 7-5 decision...walked all three batters he faced July 22 at New York (AL)...allowed an earned run in his final outing of the season, a day game at New York (AL) July 24...that snapped a streak of 29 consecutive day games in which he did not allow an earned run (29.0 innings)...it was the first earned run he had allowed during the day since April 8, 2006 at San Francisco...was recalled by Oakland Sept. 27, the second-to-last day of the season, and placed on the 60-day disabled list with a right rhomboid strain as the A's needed a 40-man roster space for Kila Ka'aihue.

**SACRAMENTO:** Was 4-0 with three saves and a 4.24 ERA in 23 appearances with the River Cats...struck out 35 batters in 23.1 innings, an average of 13.50 per nine innings...held the opposition to .183 batting average, including .167 (8 for 48) against right-handed hitters and .206 (7 for 34) against left-handers...compiled a 0.79 ERA in 10 games at home, compared to 7.50 in 13 appearances on the road...began the season on the temporarily inactive list for the birth of his child...was reinstated April 20 and did not allow an earned run over his first 11 games and 12.1 innings before he was promoted to Oakland May 20...recorded all three of his saves over a four-game span from May 8-16...posted a 9.00 ERA (11 er in 11.0 ip) in 12 games with the River Cats following his option by the A's July 27...allowed his first earned run of the season Aug. 8 at Iowa...that snapped an 11-game, 12.0-inning scoreless streak dating back to April 24...posted a 16.62 ERA over his final five outings (4.1 ip, 5 h, 8 r, 8 er, 6 bb, 8 so).

## CAREER

**2010**—Missed the entire season for the second consecutive year as he continued his rehab from “Tommy John” surgery on his right elbow April 21, 2009...was one of three Oakland pitchers to miss the entire 2010 season due to “Tommy John” surgery along with Josh Outman and John Meloan.

**2009**—Had “Tommy John” surgery on his right elbow and missed the entire season...made two Spring Training appearances Feb. 26 and March 4 before he was sidelined with right elbow inflammation...returned to make one final spring outing March 27 but began the season on the 60-day disabled list...Dr. James Andrews performed reconstructive surgery on the ulnar collateral ligament in his right elbow April 21...was one of three A's pitchers to have “Tommy John” surgery in 2009, along with Dan Giese (June 9) and Josh Outman (June 30).

**2008**—The rookie reliever was acquired from Atlanta in the Mark Kotsay trade and posted a 0.59 ERA in 42 relief appearances with the A's...since the earned run became an official stat (1912 in NL, 1913 in AL), his ERA was the lowest in Major League history among pitchers with 25 or more innings pitched...did not allow a home run in 45.2 innings pitched, which set an Oakland record for most innings pitched in a season without a home run...topped the previous mark of 38.2 innings by Vida Blue in 1970...his innings without a home run were second most among American League relievers in 2008 (Jim Johnson, BAL 68.2 ip)...allowed a .150 opponents batting average, which ranked second lowest among AL relievers (Grant Balfour, TB .143)...it was also second lowest in Oakland history...allowed just three extra base hits, all doubles, and his .170 opponents slugging percentage was the lowest by a reliever in Oakland history...issued 15 walks for a .225 on-base percentage, which was second lowest among AL relievers in 2008 and third lowest among relievers in Oakland history...struck out 49 batters for a strikeout to walk ratio of 3.27, which was 10<sup>th</sup> best among AL relievers...first batters faced were 6 for 40 (.150) with a walk (.167 on-base percentage) and no extra base hits (.150 slugging percentage)...the on-base percentage was the lowest among ML relievers, the slugging percentage was third lowest in the AL and the batting average was fifth lowest...allowed 7 of 22 (31.8%) inherited runners to score...compiled a 6-1 record and tied for sixth among AL relievers in wins...was on the disabled list from May 26 to Aug. 1 with a right elbow inflammation...had a 1.23 ERA and .198 opponents batting average in 18 outings when he went on the DL and then did not allow an earned run while holding the opposition to a .097 batting average in 24 outings and 23.2 innings after he was reinstated...his opponents batting average included a .120 mark against right-handed hitters and .197 against left-handers...allowed a



## OAKLAND A'S MOST CONSECUTIVE INNINGS WITH NO EARNED RUNS

43.0	Cory Lidle, August 4-31, 2002
39.0	Brad Ziegler, May 31-August 14, 2008
38.0	Mike Torrez, August 29-Sept. 15, 1976
34.2	Dave Stewart, July 28-August 15, 1990
<b>33.0</b>	<b>Joey Devine, May 23, 2008-June 1, 2011</b>
33.0	Mike Norris, April 29-May 16, 1980

.212 average with runners in scoring position, but that dropped to .118 with RISP and two outs...did not allow an earned run in 16 outings and 17.2 innings during the day...did not allow an earned run in 13 outings and 15.1 innings against AL Central teams...began the season at Triple-A Sacramento and did not allow a run in two outings (2.0 ip, 1 h, 1 bb, 4 so) before he was recalled by Oakland April 10...picked up the win that night at Toronto after tossing scoreless 10<sup>th</sup> and 11<sup>th</sup> innings (2.0 ip, 4 h, 1 so)...allowed all three of his earned runs over 10 outings from April 26 to May 20 (11.0 ip, 2.45 ERA)...did not allow an earned run over his final 26 outings and 26.1 innings beginning May 23...was placed on the DL May 30 retroactive to May 26 and made two rehab appearances with Sacramento...was reinstated from the DL Aug. 2...had a streak of 9.0 consecutive hitless innings from Aug. 14 to Sept. 4...it was the longest hitless streak by an A's reliever since Gene Nelson also had a 9.0 inning streak from July 29-Aug. 10, 1988...the streak ended Sept. 4 at Kansas City when he allowed the game winning RBI single to Joey Gathright in the bottom of the 10<sup>th</sup> inning in the first game of a doubleheader...it was his only loss of the season and it also snapped his scoreless streak at 13.2 innings...retired 23 of the 26 batters he faced over an eight-game stretch from Sept. 5 to 21...capped that streak with a scoreless ninth inning Sept. 21 against Seattle for his first ML save.

**2007**—Had six stints with Atlanta and was 1-0 with a 1.08 ERA in 10 relief appearances...was up from May 22 to 25 (no games), June 20 to 22 (one game), July 5 to 18 (two games), Aug. 3 to 7 (one game), Aug. 24 to 27 (one game) and Sept. 19 through the end of the season (five games)...allowed a .241 opponents batting average, including .211 against right-handed hitters...opponents were 1 for 14 (.071) with runners in scoring position...allowed 1 of 6 (16.7%) inherited runners to score and first batters faced were 1 for 5 (.200) with four walks...recorded his first Major League win Sept. 22 against Milwaukee after escaping a bases loaded jam in the top of the 11th inning in the Braves 4-3 win (0.2 ip, 1 bb)...spent the balance of the season with Double-A Mississippi and Triple-A Richmond where he was a combined 5-4 with 20 saves and a 1.89 ERA in 50 relief appearances...allowed just two home runs in 57.0 innings...allowed a .202 opponents batting average, including .158 against right-handed hitters...converted 20 of 24 (83.3%) save opportunities...was named Pitcher of the Year at Mississippi after going 2-4 with a team leading 16 saves and a 2.06 ERA in 33 relief appearances...also went 3-0 with four saves, a 1.64 ERA and a .188 opponents batting average at Richmond...made six playoff appearances for Richmond and was 0-0 with four saves and a 3.68 ERA to help the Braves to the International League Championship.

**2006**—Pitched at four different levels in the Braves organization, including 10 games with Atlanta...posted a 9.95 ERA in two stints with the Braves...allowed 3 of 9 (33.3%) inherited runners to score and first batters faced were 1 for 7 (.143) with two walks and a hit by pitch...made two appearances during his first stint from April 6 to 10 and allowed seven runs in 1.0 inning...returned when rosters expanded Sept. 1 and did not allow a run in eight outings (5.1 ip)...pitched one scoreless inning in each game of the Sept. 2 doubleheader at Philadelphia...was a combined 3-3 with a 4.30 ERA in 20 appearances, two starts, at Triple-A Richmond, Single-A Myrtle Beach and Double-A Mississippi...made one appearance with Richmond April 13, was sent to extended spring training April 17 and was transferred to Myrtle Beach June 21...went 1-3 with a 5.89 ERA in 13 games, two starts, with the Pelicans...allowed a .203 opponents batting average, including .105 against right-handers...was transferred to Mississippi Aug. 12 and was 2-0 with a 0.82 ERA and .065 opponents batting average in six games at Double-A...was named the ninth-best prospect in the Braves' organization following the season by *Baseball America*...pitched for Peoria in the Arizona Fall League and had two saves and a 4.50 ERA in seven appearances.

**2005**—Was the Braves' top selection (27th overall) in the 2005 draft out of North Carolina State and became the first Brave since Bob Horner in 1978 to reach the majors the same season he was drafted...began his professional career at Single-A Myrtle Beach, where he was 0-0 with one save and a 0.00 ERA in four games...made his first appearance with Double-A Mississippi July 4...at the time of his promotion to Atlanta Aug. 20, he was 1-1 with five saves and a 2.70 ERA in 18 games...made his Major League debut in the 12th inning Aug. 20 against San Diego and allowed a grand slam to Xavier Nady in the 13th...allowed another grand slam in his next outing Aug. 23 against Chicago (Burnitz) to become the

first pitcher in major league history to allow a grand slam in each of his first two career games...tallied his first career strikeout (Ryan Shealy) against Colorado Sept. 27...ended up making five regular season appearances for Atlanta and was 0-1 with a 12.60 ERA...also made three postseason appearances in the NLDS against Houston and posted a 10.80 ERA...in Game 4, he threw a scoreless 17th inning with two strikeouts before allowing Chris Burke's series-ending homer in the bottom of the 18th inning.

## PERSONAL/MISCELLANEOUS

Joseph N. Devine was originally signed by Atlanta scout Billy Best...graduated in 2002 from Junction City (Kan.) High School...earned all-state recognition as a senior and was all-conference all four years...also earned first team all-conference honors as a junior and senior in football...attended North Carolina State University, where he became the school's all-time saves leader with 24...earned All-America honors as a freshman and sophomore...went 5-3 with 12 saves and a 2.03 ERA as a junior in 2005, fanning 72 batters and walking just 10 in 48.2 innings pitched...is married, Erin...has a son, Mason.

## LIFETIME PITCHING RECORD

Year	Club	W	L	ERA	G	GS	CG	SHO	SV	IP	H	R	ER	HR	HB	BB	IBB	SO	WP	BK	
2005	Myrtle Beach	0	0	0.00	4	0	0	0	1	5.0	0	0	0	0	1	3	0	7	0	0	
	Mississippi	1	1	2.70	18	0	0	0	5	20.0	19	13	6	2	5	12	0	28	1	0	
	ATLANTA	0	1	12.60	5	0	0	0	0	5.0	6	7	7	2	0	5	1	3	0	0	
	Richmond	0	0	18.00	1	0	0	0	0	1.0	3	2	2	0	0	1	0	1	0	0	
2006	ATLANTA	0	0	9.95	10	0	0	0	0	6.1	8	7	7	1	1	9	1	10	4	1	
	Richmond	0	0	0.00	1	0	0	0	0	0.0	1	1	1	0	0	1	0	0	0	0	
	Myrtle Beach	1	3	5.89	13	2	0	0	0	18.1	13	12	12	1	1	11	0	28	4	0	
	Mississippi	2	0	0.82	6	0	0	0	0	11.0	2	1	1	1	0	4	0	20	0	0	
2007	Mississippi	2	4	2.06	33	0	0	0	0	16	35.0	26	9	8	1	4	13	0	51	4	0
	ATLANTA	1	0	1.08	10	0	0	0	0	8.1	7	1	1	0	0	8	2	7	1	0	
	Richmond	3	0	1.64	17	0	0	0	0	4	22.0	15	5	4	1	0	6	0	27	0	0
2008	Sacramento	0	1	6.75	4	2	0	0	0	4.0	4	4	3	1	0	1	0	8	0	0	
	OAKLAND	6	1	0.59	42	0	0	0	0	1	45.2	23	7	3	0	0	15	2	49	0	0
2009	OAKLAND	(Injured — did not pitch)																			
2010	OAKLAND	(Injured — did not pitch)																			
2011	Sacramento	4	0	4.24	23	0	0	0	3	23.1	15	12	11	2	5	9	0	35	3	0	
	OAKLAND	1	1	3.52	26	0	0	0	0	23.0	18	9	9	0	2	11	0	20	0	0	
<b>AL Totals</b>		<b>7</b>	<b>2</b>	<b>1.57</b>	<b>68</b>	<b>0</b>	<b>0</b>	<b>0</b>	<b>1</b>	<b>68.2</b>	<b>41</b>	<b>16</b>	<b>12</b>	<b>0</b>	<b>2</b>	<b>26</b>	<b>2</b>	<b>69</b>	<b>0</b>	<b>0</b>	
<b>NL Totals</b>		<b>1</b>	<b>1</b>	<b>6.86</b>	<b>25</b>	<b>0</b>	<b>0</b>	<b>0</b>	<b>0</b>	<b>19.2</b>	<b>21</b>	<b>15</b>	<b>15</b>	<b>3</b>	<b>1</b>	<b>22</b>	<b>4</b>	<b>20</b>	<b>5</b>	<b>1</b>	
<b>ML Totals</b>		<b>8</b>	<b>3</b>	<b>2.75</b>	<b>93</b>	<b>0</b>	<b>0</b>	<b>0</b>	<b>1</b>	<b>88.1</b>	<b>62</b>	<b>31</b>	<b>27</b>	<b>3</b>	<b>3</b>	<b>48</b>	<b>6</b>	<b>89</b>	<b>5</b>	<b>1</b>	

## CAREER TRANSACTIONS

**2005** — Selected by the Atlanta Braves in the 1st round (27th selection overall) of the First-Year Player Draft. **2008** — Traded to the Oakland Athletics with pitcher Jamie Richmond for outfielder Mark Kotsay and cash, January 14. On disabled list, May 26 to August 1; included rehabilitation assignment to Sacramento, July 28 to August 1. **2009** — On disabled list, April 4 to November 4. **2010** — On disabled list, March 26 to November 3. **2011** — On disabled list, September 27 to November 1.

## DIVISION SERIES RECORD

Year	Club/Opp.	W	L	ERA	G	GS	CG	SHO	SV	IP	H	R	ER	HR	HB	BB	IBB	SO	WP	BK
2005	ATL vs. HOU	0	1	10.80	3	0	0	0	0	1.2	3	2	2	1	1	1	1	3	0	0

## VS. THE AMERICAN LEAGUE

2011		CAREER												
ERA	W	L	S	G	IP	ER	vs. TEAM	ERA	W	L	S	G	IP	ER
0.00	0	0	0	3	3.0	0	Baltimore	0.00	1	0	0	6	6.0	0
10.80	0	1	0	2	1.2	2	Boston	3.38	0	1	0	6	5.1	2
0.00	0	0	0	2	2.1	0	Chicago	0.00	0	0	0	4	4.2	0
—	0	0	0	0	0.0	0	Cleveland	0.00	0	0	0	2	2.1	0
9.00	1	0	0	1	1.0	1	Detroit	2.08	2	0	0	4	4.1	1
9.00	0	0	0	2	2.0	2	Kansas City	2.84	1	1	0	5	6.1	2
0.00	0	0	0	2	1.0	0	Los Angeles	0.00	0	0	0	5	3.2	0
—	0	0	0	0	0.0	0	Minnesota	0.00	1	0	0	3	3.0	0
10.13	0	0	0	4	2.2	3	New York	10.13	0	0	0	4	2.2	3
—	0	0	0	0	0.0	0	Oakland	—	0	0	0	0	0.0	0
0.00	0	0	0	2	1.2	0	Seattle	1.04	0	0	1	9	8.2	1
—	0	0	0	0	0.0	0	Tampa Bay	4.91	0	0	0	4	3.2	2
0.00	0	0	0	1	1.0	0	Texas	0.00	1	0	0	6	6.2	0
—	0	0	0	0	0.0	0	Toronto	0.00	1	0	0	3	4.1	0

## VS. THE NATIONAL LEAGUE

2011		CAREER												
ERA	W	L	S	G	IP	ER	vs. TEAM	ERA	W	L	S	G	IP	ER
0.00	0	0	0	2	1.2	0	Arizona	0.00	0	0	0	2	1.2	0
—	0	0	0	0	0.0	0	Atlanta	0.00	0	0	0	1	1.1	0
—	0	0	0	0	0.0	0	Chicago	40.50	0	0	0	2	0.2	3
—	0	0	0	0	0.0	0	Cincinnati	9.00	0	0	0	1	1.0	1
—	0	0	0	0	0.0	0	Colorado	0.00	0	0	0	3	2.1	0
—	0	0	0	0	0.0	0	Florida	0.00	0	0	0	2	2.0	0
—	0	0	0	0	0.0	0	Houston	0.00	0	0	0	2	0.2	0
—	0	0	0	0	0.0	0	Los Angeles	—	0	0	0	0	0.0	0
—	0	0	0	0	0.0	0	Milwaukee	0.00	1	0	0	2	1.2	0
9.00	0	0	0	1	1.0	1	New York	3.86	0	0	0	3	2.1	1
0.00	0	0	0	1	1.0	0	Philadelphia	0.00	0	0	0	5	4.2	0
—	0	0	0	0	0.0	0	Pittsburgh	—	0	0	0	0	0.0	0
—	0	0	0	0	0.0	0	St. Louis	0.00	0	0	0	1	1.0	0
—	0	0	0	0	0.0	0	San Diego	13.50	0	1	0	2	2.2	4
0.00	0	0	0	3	3.0	0	San Francisco	15.75	0	0	0	5	4.0	7
—	0	0	0	0	0.0	0	Washington	0.00	0	0	0	1	0.2	0

## MONTHLY BREAKDOWN

2011		CAREER												
ERA	W	L	S	G	IP	ER	by MONTH	ERA	W	L	S	G	IP	ER
—	0	0	0	0	0.0	0	April	6.55	2	0	0	10	11.0	8
0.00	0	0	0	6	6.0	0	May	1.00	1	0	0	16	18.0	2
4.22	0	1	0	11	10.2	5	June	3.86	0	1	0	12	11.2	5
5.68	1	0	0	9	6.1	4	July	5.40	1	0	0	11	8.1	5
—	0	0	0	0	0.0	0	August	4.02	1	1	0	16	15.2	7
—	0	0	0	0	0.0	0	September	0.00	3	1	1	27	22.2	0
—	0	0	0	0	0.0	0	October	0.00	0	0	0	1	1.0	0

## PITCHING BREAKDOWN

2011		CAREER												
ERA	W	L	S	G	IP	ER	by CATEGORY	ERA	W	L	S	G	IP	ER
1.80	0	0	0	12	10.0	2	Home	2.04	5	1	1	41	39.2	9
4.85	1	1	0	14	13.0	7	Road	3.33	3	2	0	52	48.2	18
1.17	0	0	0	8	7.2	1	Day	2.43	3	1	1	33	33.1	9
4.70	1	1	0	18	15.1	8	Night	2.95	5	2	0	60	55.0	18
2.14	0	1	0	22	21.0	5	Pre-ASG	2.93	3	1	0	44	46.0	15
18.00	1	0	0	4	2.0	4	Post-ASG	2.55	5	2	1	49	42.1	12
—	0	0	0	0	0.0	0	Starter	—	0	0	0	0	0.0	0
3.52	1	1	0	26	23.0	9	Reliever	2.75	8	3	1	93	88.1	27

## BALLPARK BREAKDOWN

	ERA	W	L	S	G	IP	ER
Angel Stadium	0.00	0	0	0	3	2.2	0
AT&T Park	21.00	0	0	0	4	3.0	7
Ballpark in Arlington	0.00	0	0	0	3	3.2	0
Busch Stadium	0.00	0	0	0	1	1.0	0
Camden Yards	0.00	0	0	0	2	1.2	0
Citi Field	9.00	0	0	0	1	1.0	1
Citizens Bank Park	0.00	0	0	0	4	4.0	0
Comerica Park	2.08	2	0	0	4	4.1	1
Coors Field	0.00	0	0	0	1	0.1	0
Fenway Park	10.80	0	1	0	3	1.2	2
Kauffman Stadium	0.00	0	1	0	2	2.1	0
Metrodome	0.00	0	0	0	1	1.0	0
Minute Maid Park	0.00	0	0	0	2	0.2	0
O.co Coliseum	1.17	4	0	1	31	30.2	4
PETCO Park	0.00	0	0	0	1	1.0	0
Progressive Field	0.00	0	0	0	2	2.1	0
RFK Stadium	0.00	0	0	0	1	0.2	0
Rogers Centre	0.00	1	0	0	3	4.1	0
Safeco Field	2.25	0	0	0	4	4.0	1
Shea Stadium	0.00	0	0	0	1	0.2	0
Sun Life Stadium	0.00	0	0	0	2	2.0	0
Turner Field	4.35	1	1	0	11	10.1	5
U.S. Cellular Field	0.00	0	0	0	3	3.2	0
Wrigley Field	81.00	0	0	0	1	0.1	3
Yankee Stadium	27.00	0	0	0	2	1.0	3

## FIELDING STATISTICS

### Pitcher

Year	Pct.	G	PO	A	E	TC	DP
2005	1.000	5	0	1	0	1	0
2006	—	10	0	0	0	0	0
2007	—	10	0	0	0	0	0
2008	1.000	42	2	1	0	3	0
2011	—	26	0	0	0	0	0
<b>Totals</b>	<b>1.000</b>	<b>93</b>	<b>2</b>	<b>2</b>	<b>0</b>	<b>4</b>	<b>0</b>

## DEVINE'S CAREER BESTS

**Low Hit Complete Game:** None

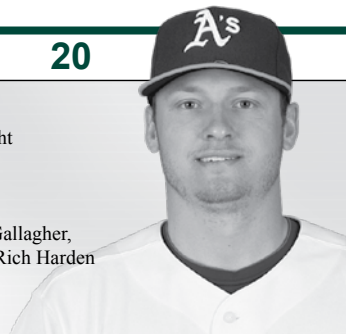
**Innings Pitched:** 2.0 (three times), last: May 23, 2008 vs. Boston

**Strikeouts:** 3 (four times), last: June 16, 2011 vs. Kansas City

**Longest Winning Streak:** 5, September 22, 2007 to August 28, 2008

**Longest Losing Streak:** 1 (three times), last: June 3, 2011

**Longest Scoreless Streak:** 16.1, September 5, 2008 to June 1, 2011



**CATCHER**

**Height/Weight:** 6-0 / 221

**Bats/Throws:** Right / Right

**Birthdate:** December 8, 1985

**Opening Day Age:** 26

**Birthplace/Resides:** Pensacola, Florida / Daphene, Alabama

**Major League Service:** 39 days

**Obtained:** Acquired from the Chicago Cubs with pitcher Sean Gallagher, infielder Eric Patterson and outfielder Matt Murton for pitchers Rich Harden and Chad Gaudin, July 8, 2008

**Contract Status:** First year of a one-year contract through 2012

**CAREER HIGHLIGHTS**

Was acquired from the Chicago Cubs organization in the Rich Harden trade in July of 2008...made his Major League debut with the A's in 2010, his fourth professional season...hit a career-high 18 home runs in his Triple-A debut with Sacramento in 2010 and followed up with 17 in 2011 with the River Cats...has a .269 (371-for-1381) batting average with 92 doubles, four triples, 53 home runs and 267 RBI in 372 games in the A's farm system...has a .268 (480 for 1789) career average with 68 home runs and 325 RBI in 488 games in five seasons in the minors...played for league champions at Midland in 2009, Stockton in 2008 and Phoenix in the Arizona Fall League in 2008...was originally drafted by the Cubs as a compensation pick following the first round of the 2007 draft.

**2011 HIGHLIGHTS**

With the exception of a two-day stay with Oakland in April, spent the entire season at Triple-A Sacramento...was recalled by the A's April 27 when Kurt Suzuki went on the paternity list...did not appear in a game before being optioned back to Sacramento April 29 when Suzuki returned...batted .261 with 17 home runs and 70 RBI in 115 games with the River Cats...had career-highs in runs (79), stolen bases (13) and strikeouts (100)...tied for third in the A's farm system in runs, tied for fifth in home runs and tied for eighth in extra base hits (45)...finished second on the River Cats in games (115), at-bats (444), runs and hits (116), and tied for second in doubles (28)...hit .172 over his first 25 games, .321 with 12 home runs of his 17 home runs over a 54-game stretch from May 13 to July 24 and .228 over his final 36 contests...batted .266 (84-for-316) against right-handed pitching, compared to .250 (32 for 128) against left-handers...had a .233 average with runners in scoring position...was 3-for-17 (.176) with the bases loaded...was successful in each of 11 stolen base attempts before the All-Star Break...then went 2-for-6 (33.3%) after the break...appeared in 71 games at catcher and committed 14 errors, which was the most among Pacific Coast League catchers...also led PCL catchers with nine double plays...tossed out 32 of 86 (37.2%) attempted base stealers and has thrown out 65 of 170 (38.2%) in two seasons with the River Cats...also appeared in 27 games at third base, 15 at designated hitter, two at second base, one at first base, one in left field and one in right field...made four errors as a third baseman and two as an outfielder for 20 errors total...had a .239 batting average when catching and .295 at all other positions...singled in his only pinch-hitting appearance...hit in every spot in the order except leadoff...batted .320 with eight of his 17 home runs in 28 games hitting seventh and .189 in 28 games batting fifth...played for Escogido in the Dominican Winter League following the season and hit .286 with two home runs and 10 RBI in 15 games.

**SACRAMENTO:** Got off to a slow start, going 1-for-25 (.040) over his first seven games...was batting .158 with one home run and six RBI in 15 games when he was promoted April 27...optioned back to Sacramento April 29 and finished April with a .175 batting average...hit safely in a season-high eight consecutive games from May 24 to June 1 (11 for 33, .333)...finished May with 19 RBI in 25 games, his best single-month RBI total in 2011...had his lone two-homer game of the season and drove in a season-high six runs June 15 at Salt Lake City...matched his season high with three hits...hit five home runs over a nine-game span from June 15-26 and finished June with six home runs...was suspended by the PCL for three games, June 30 to July 2, for an intentional throwing incident...matched his season-high with an eight-game hitting streak from July 16-24...went 13-for-26 (.500) with 10 runs, five two doubles, two home runs and seven RBI during the hitting streak...scored a run seven consecutive games from July 18-25 (11 runs total)...hit .321 in July, his best single-month mark in 2011...then hit .196 in August...scored at least one run in seven straight games again from Aug. 30 to Sept. 5 (10 runs to-

tal)...finished the regular season with four-straight multiple-hit and multiple-RBI games, going 8-for-20 (.400) with eight RBI...then hit .323 (10 for 31) with seven runs, three doubles, one triple, two home runs, nine RBI and four walks in eight postseason games.

## CAREER

**2010**—Made his Major League debut, batting .156 with a home run and four RBI in 14 games over two stints with Oakland...hit .250 against left-handed pitching, went 0-for-12 against right-handers...hit .143 with the bases empty and .250 with runners in scoring position...appeared in seven games, including five starts, at catcher and two games, one start, at first base...also started three games at designated hitter and was 1 for 4 (.250) with an RBI as a pinch hitter...tossed out 2 of 6 (33.3%) attempted base stealers...was selected from Triple-A Sacramento April 30 and made his ML debut that night at Toronto, striking out as a pinch hitter in the eighth inning...started at catcher the next day, hitting a two-run home run off Dana Eveland in the fourth inning May 1 at Toronto for his first big league hit...then went 0 for his next 17 before singling in the fourth inning May 13 at Texas...had his first career multiple-hit game May 14 at Los Angeles...was batting .154 with a home run and three RBI in 10 games when he was optioned back to Sacramento May 16...returned to Oakland following the conclusion of the River Cats' season Sept. 14 and went 1 for 6 (.167) with a RBI in four games, including one start each at designated hitter and first base...spent the balance of the season at Sacramento where he batted .238 with 18 home runs and 67 RBI in 86 games in his Triple-A debut...the home runs were a career-high but the batting average was a career low...hit .239 against right-handed pitching, .235 against left-handers...had a .187 batting average with the bases empty and hit .292 with 12 of his 18 home runs with runners on base...appeared in 64 games at catcher, eight at third base, three at first base and one in left field...tossed out 33 of 84 (39.3%) attempted base stealers...hit in every spot in the order except first and ninth, seeing his most action with 27 games in the seven spot...hit eight of his 18 home runs in the seventh inning or later...had his first of two two-homer games and his first of five four-RBI contests April 23 against Portland...had a season-high four hits and drove in four runs April 27 at Las Vegas...that was his final Triple-A contest before he was called up by Oakland April 30...was batting .269 with five doubles, four home runs and 19 RBI in 18 games at the time of his promotion...hit .333 with two home runs and 11 RBI over his first 12 games following his May 16 option...hit a combined .193 with 12 home runs and 37 RBI in 54 games from June 1 through Aug. 3...had his second two-homer game and drove in four runs July 6 at Reno...was named to the Pacific Coast League Midseason All-Star Team at catcher...struck out in his only at-bat against the International League All-Stars, July 14...had a grand slam, July 20 against Colorado Springs...snapped a 0-for-23 streak July 30 against Colorado Springs...was on the disabled list from Aug. 4 to Sept. 2 with a sprained right knee...went 3 for 8 (.375) with a pair of doubles over his final two regular season games, then went 0-for-11 with a RBI in three postseason games.

**2009**—Batted .270 with nine home runs and 91 RBI in 124 games for the Texas League Champion Midland RockHounds...added 80 walks for a .379 on-base percentage...ranked second in the Texas League in doubles (37), tied for third in walks and fifth in RBI...was second in the A's farm system in walks, third in doubles, tied for third in RBI, seventh in on-base percentage, eighth in extra base hits (47), ninth in total bases (189) and 10th in hits (123)...was named to the Texas League Midseason All-Star team...hit .288 with four home runs in 132 at bats against left-handed pitching and .263 with five home runs in 323 at bats against right-handers...his average improved to .340 with runners in scoring position...appeared in 102 games at catcher, 15 at third base and four at first base...led TL catchers in total chances (741), assists (80), errors (16) and passed balls (17) and tied for the lead in games caught...tossed out 38 of 96 (39.6%) attempted base stealers, which was second best in the TL...hit .340 with 12 doubles, four home runs, 22 RBI and 20 runs scored in 26 games in May, all his best one-month figures in 2009...had a season high four RBI May 11 against Frisco...went 4 for 6 May 30 at Tulsa, his lone four-hit game of the season...played for the South squad in the Texas League All-Star Game July 1 at Frisco and went 1 for 2 with a run scored...matched his season high with four RBI July 22 against Corpus Christi...finished July with a .288 batting average but added 26 walks in 24 games for a .462 on-base percentage...batted .250 (8 for 32) with two doubles, three home runs, six RBI, five walks and five runs scored in eight postseason games for Midland.

**2008**—Began the season at Single-A Peoria in the Chicago Cubs organization but was traded to Oakland July 8 in the Rich Harden deal and finished the year at Single-A Stockton...hit .217 with six home runs and 23 RBI in 63 games at Peoria but then went on to bat .330 with nine home runs and 39 RBI in 47 games with Stockton...combined for a .267 batting average, 15 home runs and 62 RBI in 110 games

overall...hit .197 with runners in scoring position at Peoria and .355 at Stockton...appeared in 94 games at catcher and tossed out 41 of 112 (36.6%) attempted base stealers...also appeared in three games at third base and two at first base...went 18 for 68 (.265) over his final 18 games with Peoria...was traded with pitcher Sean Gallagher, infielder Eric Patterson and outfielder Matt Murton to the Oakland A's for pitchers Rich Harden and Chad Gaudin, July 8...reached base safely via hit or walk in each of his first 34 games with Stockton...hit .374 with 15 walks (.446 on-base percentage) over that stretch...had a grand slam July 13 against San Jose...had back-to-back games with three hits and four RBI July 29 and 30 at Modesto...batted .413 (19 for 46) with four doubles, a triple, four home runs, eight RBI, nine runs scored and 10 walks (.518 on-base percentage) in 12 postseason games to lead Stockton to the California League Championship...then played for Arizona Fall League Champion Phoenix Desert Dogs and batted .288 with four home runs and 21 RBI in 29 games...appeared exclusively at first base on defense...went 3 for 5 with a home run and four RBI in the AFL Championship Game.

**2007**—Made his professional debut and combined to bat .335 in 53 games for the Cubs affiliate in the Arizona Rookie League and Single-A Boise...named a Short-Season All-Star by *Baseball America* after ranking third among all Short-Season leagues in on-base percentage (.460)...led the Northwest League in on-base percentage (.470)...topped NL catchers with a .990 fielding percentage and tied for the lead with five double plays...tossed out 23 of 58 (39.7%) attempted base stealers, which ranked second best in the league...began his professional career in the Arizona Rookie League before he was transferred to Boise July 2...batted .452 against left-handed pitching and .358 with runners in scoring position...was named the seventh best Cubs prospect by *Baseball America* following the season.

### PERSONAL/MISCELLANEOUS

Joshua Adam Donaldson was originally signed by Cubs scout Bob Rossi...was selected as a sandwich pick following the first round of the 2007 draft as compensation for the loss of free agent Juan Pierre...in his three-year career at Auburn University, he hit 28 home runs and batted .307...in 2007, he led the Tigers with a .349 batting average and 54 RBI...in 2006, he led the team with 10 long balls...selected as the third baseman for the NCAA All-Region Tournament Team in 2005...named AISA Player of the Year and Alabama Gatorade Player of the Year during senior year at Faith Academy.

### LIFETIME PLAYING RECORD

Year	Club	AVG.	G	AB	R	H	2B	3B	HR	RBI	SH	SF	HP	BB	SO	SB	CS	SLG	OBP	E
2007	AZL Cubs	.182	4	11	1	2	2	0	0	0	0	0	0	2	4	0	1	.364	.308	1
	Boise	.346	49	162	37	56	11	2	9	35	0	1	2	37	34	6	2	.605	.470	4
2008	Peoria	.217	63	235	27	51	13	0	6	23	0	0	2	17	41	7	1	.349	.276	8
	Stockton	.330	47	188	37	62	13	2	9	39	0	0	2	17	29	0	2	.564	.391	10
2009	Midland	.270	124	455	67	123	37	1	9	91	3	2	1	80	92	7	2	.415	.379	20
2010	Sacramento	.238	86	294	52	70	14	1	18	67	0	7	2	45	79	3	1	.476	.336	9
	OAKLAND	.156	14	32	1	5	1	0	1	4	0	0	0	2	12	0	0	.281	.206	2
2011	Sacramento	.261	115	444	79	116	28	0	17	70	0	2	6	51	100	13	4	.439	.344	20
<b>ML Totals</b>		<b>.156</b>	<b>14</b>	<b>32</b>	<b>1</b>	<b>5</b>	<b>1</b>	<b>0</b>	<b>1</b>	<b>4</b>	<b>0</b>	<b>0</b>	<b>0</b>	<b>2</b>	<b>12</b>	<b>0</b>	<b>0</b>	<b>.281</b>	<b>.206</b>	<b>2</b>
<b>Minor League Totals</b>		<b>.268</b>	<b>488</b>	<b>1789</b>	<b>300</b>	<b>480</b>	<b>118</b>	<b>6</b>	<b>68</b>	<b>325</b>	<b>3</b>	<b>12</b>	<b>15</b>	<b>249</b>	<b>379</b>	<b>36</b>	<b>13</b>	<b>.455</b>	<b>.360</b>	<b>72</b>

### CAREER TRANSACTIONS

**2007** — Selected by the Chicago Cubs organization as a compensation pick following the 1st round (48th selection overall) of the First-Year Player Draft. **2008** — Traded to the Oakland Athletics with pitcher Sean Gallagher, infielder Eric Patterson and outfielder Matt Murton for pitchers Rich Harden and Chad Gaudin, July 8.



## VS. THE AMERICAN LEAGUE

2011		CAREER								
AVG.	AB	H	HR	RBI	vs. TEAM	AVG.	AB	H	HR	RBI
—	0	0	0	0	Chicago	.000	1	0	0	0
—	0	0	0	0	Los Angeles	.667	3	2	0	0
—	0	0	0	0	Minnesota	.000	1	0	0	0
—	0	0	0	0	Seattle	.000	2	0	0	0
—	0	0	0	0	Tampa Bay	.000	3	0	0	0
—	0	0	0	0	Texas	.154	13	2	0	2
—	0	0	0	0	Toronto	.111	9	1	1	2

## MONTHLY BREAKDOWN

2011		CAREER								
AVG.	AB	H	HR	RBI	by MONTH	AVG.	AB	H	HR	RBI
—	0	0	0	0	April	.000	1	0	0	0
—	0	0	0	0	May	.160	25	4	1	3
—	0	0	0	0	June	—	0	0	0	0
—	0	0	0	0	July	—	0	0	0	0
—	0	0	0	0	August	—	0	0	0	0
—	0	0	0	0	September	.250	4	1	0	1
—	0	0	0	0	October	.000	2	0	0	0

## BATTING BREAKDOWN

2011		CAREER								
AVG.	AB	H	HR	RBI	by CATEGORY	AVG.	AB	H	HR	RBI
—	0	0	0	0	Home	.125	8	1	0	1
—	0	0	0	0	Road	.167	24	4	1	3
—	0	0	0	0	Day	.167	18	3	1	4
—	0	0	0	0	Night	.143	14	2	0	0
—	0	0	0	0	Pre-ASG	.154	26	4	1	3
—	0	0	0	0	Post-ASG	.167	6	1	0	1
—	0	0	0	0	vs. LHP	.250	20	5	1	4
—	0	0	0	0	vs. RHP	.000	12	0	0	0
—	0	0	0	0	RISP	.250	12	3	1	4
—	0	0	0	0	Loaded	.500	2	1	0	1
—	0	0	0	0	Pinch Hitter	.250	4	1	0	1
—	0	0	0	0	Designated Hitter	.250	8	2	0	0

## BALLPARK BREAKDOWN

	AVG.	AB	H	HR	RBI
Angel Stadium	.667	3	2	0	0
Ballpark in Arlington	.111	9	1	0	1
O.co Coliseum	.125	8	1	0	1
Rogers Centre	.111	9	1	1	2
Safeco Field	.000	2	0	0	0
Target Field	.000	1	0	0	0

## FIELDING STATISTICS

### Catcher

YEAR	PCT.	G	PO	A	E	TC	DP	PB
2010	.979	7	44	3	1	48	0	1
<b>Totals</b>	<b>.979</b>	<b>7</b>	<b>44</b>	<b>3</b>	<b>1</b>	<b>48</b>	<b>0</b>	<b>1</b>

### First Base

YEAR	PCT.	G	PO	A	E	TC	DP
2010	.667	2	2	0	1	3	1
<b>Totals</b>	<b>.667</b>	<b>2</b>	<b>2</b>	<b>0</b>	<b>1</b>	<b>3</b>	<b>1</b>

## DONALDSON'S CAREER BESTS

**Hits:** 2, May 14, 2010 at Los Angeles (AL)

**Home Runs:** 1, May 1, 2010 at Toronto

**Runs Batted In:** 2, May 1, 2010 at Toronto

**Stolen Bases:** None

**Hitting Streak:** 2, May 13 to 14, 2010

**Hitless Streak (At Bats):** 17, May 1 to 13, 2010

**Grand Slams:** None

**Pinch-Hit Home Runs:** None.

**Inside-The-Park Home Runs:** None.

**Game Ending Home Runs:** None.

**Lead Off Home Runs:** None.

## HOW THE A'S WERE BUILT

**Free Agent Draft (9):** LHP Dallas Braden (2004, 24th), RHP Andrew Carignan (2007, 5th), LHP Sean Doolittle (2007, Comp.), OF Jermaine Mitchell (2006, 5th), IF Cliff Pennington (2005, 1st), C Anthony Recker (2005, 18th), RHP Tyson Ross (2008, 2nd), C Kurt Suzuki (2004, 2nd), IF Jemile Weeks (2008, 1st).

**Signed as Non-Drafted Free Agent (1):** LHP Pedro Figueroa.

**Signed as Free Agent (6):** RHP Grant Balfour, RHP Bartolo Colon, OF Coco Crisp, LHP Brian Fuentes, OF Jonny Gomes, RHP Brandon McCarthy.

**Acquired Via Trade (24):** IF Brandon Allen, LHP Brett Anderson, IF Daric Barton, LHP Jerry Blevins, IF Chris Carter, RHP Ryan Cook, OF Collin Cowgill, RHP Fautino De Los Santos, RHP Joey Devine, C Josh Donaldson, RHP Graham Godfrey, IF Kila Ka'aihue, LHP Tommy Milone, LHP Jordan Norberto, C Derek Norris, RHP Jarrod Parker, RHP Brad Peacock, OF Josh Reddick, IF/OF Adam Rosales, IF Scott Sizemore, OF Seth Smith IF Eric Sogard, OF Michael Taylor, RHP Neil Wagner.

**LEFT-HANDED PITCHER****Height/Weight:** 6-3 / 212**Bats/Throws:** Left / Left**Birthdate:** September 26, 1986**Opening Day Age:** 25**Birthplace/Resides:** Rapid City, South Dakota / Tabernacle, New Jersey**Major League Service:** None**Obtained:** Selected as a compensation pick following the first round (41st selection overall) of the 2007 First-Year Player Draft**Contract Status:** First year of a one-year contract through 2012**CAREER HIGHLIGHTS**

Has missed most of the last three seasons due to knee problems...began his career as a hitter, batting .272 with 58 doubles, 30 home runs and 138 RBI in 233 games...converted to pitcher in 2011 and made one appearance with the A's affiliate in the Arizona Rookie League...was named the A's 10th best prospect by *Baseball America* following the 2009 season...led the A's farm system in hits (153) and doubles (40) in 2008...was also named to the midseason California League All-Star Team that year while playing for Stockton...played for the Arizona Fall League Champion Phoenix Desert Dogs in 2008.

**2011 HIGHLIGHTS**

Missed nearly the entire season...was placed on Sacramento's disabled list April 7 as he continued to recover from surgery on a torn left patella...while on the disabled list, he began to work out as a pitcher...was both a pitcher and hitter in college at the University of Virginia...was reinstated from the disabled list Aug. 29 and transferred to the A's affiliate in the Arizona Rookie League...made his professional debut as a pitcher that day at the Giants affiliate...tossed 1.0 innings and allowed a run on no hits and one walk while striking out two.

**CAREER**

**2010**—Spent the entire season on the disabled list at Triple-A Sacramento as he recovered from knee surgery to repair a tear in his left patella tendon...was added to the 40-man roster Nov. 19.

**2009**—Appeared in just 28 games in his first season at Triple-A Sacramento because of knee problems...batted .267 with four home runs and 14 RBI...added 15 walks for a .364 on-base percentage...hit .333 against left-handed pitching and .232 against right-handers...batted .317 at home and .190 on the road...did not commit an error in 24 games in right field and three at third base...had three assists as an outfielder...batted .341 with one home run and seven RBI over his first 10 games and .219 with three home runs and seven RBI over his final 18 contests...had a grand slam and a season high five RBI April 18 at Tacoma...homed twice and drove in four runs April 27 against Las Vegas...was placed on the disabled list May 9 with a strained right knee and missed the remainder of the season...was named the A's 10th best prospect by *Baseball America* following the season.

**2008**—Split his first full professional season between Single-A Stockton and Double-A Midland and batted a combined .286 with 40 doubles, three triples, 22 home runs and 91 RBI in 137 games...tied for ninth in all of minor league baseball with 65 extra base hits...led the A's farm system in hits (153) and doubles, ranked second in extra base hits and total bases (265), tied for second in runs (89), tied for third in RBI, tied for fourth in walks (63) and tied for fifth in home runs...had a .305 batting average in 86 games at Stockton, which ranked 10th in the California League...led the CL in intentional walks (7), ranked third in slugging percentage (.560) and at bats per home run ratio (18.56) and fifth in on-base percentage (.385)...appeared in 107 games at first base, 17 in right field and eight in left field...began the year at Stockton where he hit .305 with 18 home runs and 61 RBI in 86 games...added 46 walks for a .385 on-base percentage...ranked second on the club in home runs and RBI despite spending the last month and a half of the season with Midland...was named the Best Batting Prospect and Best Defensive First Baseman in the California League by *Baseball America*...hit .368 with 12 home runs and 43 RBI over his first 43 games through May 19 and .246 with six home runs and 18 RBI over his final 43 games before his promotion to Midland...went 4 for 4 April 4 against Modesto...had two two-homer games over a 10-game span April 10 at Modesto and April 19 against Rancho Cucamonga...had a season high



**INFIELDER****Height/Weight:** 6-0 / 190**Bats/Throws:** Left / Right**Birthdate:** March 16, 1983**Opening Day Age:** 29**Birthplace/Resides:** Hahira, Georgia / Valdosta, Georgia**Major League Service:** 5 years, 79 days**Obtained:** Acquired from the Arizona Diamondbacks for minor league infielder Sean Jamieson and a PTBNL or cash considerations, August 20, 2012**Contract Status:** Second year of a two-year contract through 2012 with a mutual option for 2013.**CAREER HIGHLIGHTS**

Entered 2012 as the longest-tenured shortstop in Arizona history with 717 games...ranks among the D-backs' all-time leaders in triples (1st, 51), doubles (3rd, 168), hits (3rd, 750), games (4th, 733), at-bats (2,782), runs scored (5th, 376), RBI (6th, 321) and home runs (9th, 70)...his 40 triples since 2008 are the third most in baseball, behind Jose Reyes (47) and Shane Victorino (47)...also has the best fielding percentage among Diamondbacks shortstops (.978)...in 2008, became the third shortstop in Major League history to notch 40 doubles, 10 triples and 20 home runs in a season, joining the Brewers' Robin Yount (1980, '82) and Red Sox's Nomar Garciaparra (1997)...became the third D-backs player to hit for the cycle on Sept. 1, 2008 vs. Cardinals...named the 2008 BBWAA D-backs' Player of the Year.

**2011 HIGHLIGHTS**

Played in 86 games before suffering a season-ending right ankle injury...hit .252 with 21 doubles, five home runs and 45 RBI...missed the first five games of the season after being sidelined with an abdominal strain...recorded a game-ending, RBI single in the 12th inning April 17 vs. San Francisco...hit his first-career grand slam and had a career-high five RBI April 28 against Chicago (NL)...suffered a fractured right ankle on a slide into home plate July 20 vs. Milwaukee (surgery performed by Dr. Peter Mitchell on July 21).

**CAREER**

**2010**—Established career highs in on-base percentage (.352), stolen bases (10) and walks (62) and tied his career best with 12 triples in his fifth season with the D-backs...was one of four players in the Majors to reach double-digits in doubles, triples and home runs (33/12/15), joining the Rays' Carl Crawford, Mets' Jose Reyes and Phillies Shane Victorino...ranked second in the National League in triples...tied the Rockies' Troy Tulowitzki for the NL lead with a club-record .984 fielding percentage at shortstop (10 errors in 607 total chances)...hit three leadoff home runs: Aug. 25 at San Diego, Sept. 22 vs. Colorado and Sept. 29 at San Francisco...hit his first inside-the-park home run Opening Day vs. San Diego...according to the Elias Sports Bureau, joined his brother, J.D. (1999) as the first pair of siblings to have hit inside-the-park homers since George (1984) and Juan Bell (1992)...the inside-the-park homer marked the sixth in club history (second at Chase Field)...surpassed Tony Womack (487) for most games played by a D-backs shortstop April 6 against San Diego...reached base safely in a career-high 22 straight games from July 23 to Aug. 15 (20-for-78, .256)...on Aug. 8 at Milwaukee, became only the fifth D-backs' player to play in 600 games and collect 250 RBI, joining Luis Gonzalez (1,194/774), Steve Finley (849/479), Chad Tracy (704/318) and Jay Bell (616/304)...hit the last of four consecutive homers Aug. 11 at Milwaukee, tying a Major League record (seventh time)...a Drew was involved in three of the seven total times (also J.D. on Sept. 18, 2006 vs. San Diego and April 22, 2007 vs. New York-AL)...recorded his first career multi-homer game Aug. 25 at San Diego, going 4-for-4 with two doubles and two homers.

**2009**—Appeared in 135 games with the D-backs and hit .261 with 29 doubles, 12 homers and 65 RBI...joined Victorino as the only two players in baseball with at least 10 doubles, 10 triples and 10 home runs...tied his career high and tied for second in the Majors with 12 triples, trailing only Victorino (13)...also ranked third in the NL with a ratio of 133.3 at-bats per grounded into double play...was on the disabled list from April 26 (retroactive to April 25) to May 11 with a strained left hamstring...had a season-high 14-game hitting streak from May 26-June 10 (21-for-62, .344)...it was the second longest hitting streak of his career.

**2008**—Set career highs in batting average (.291), home runs (21), doubles (44), RBI (67), runs scored (91), games (152) and hits (178) in his third Major League season... honored by the Arizona chapter of the Baseball Writers Association of America as the D-backs' Player of Year... became the third shortstop in Major League history to collect at least 40 doubles, 10 triples and 20 home runs in a season, joining the Brewers' Robin Yount (1980, '82) and the Red Sox's Nomar Garciaparra (1997)... was one of three players in baseball to reach double-digits in doubles, triples and home runs, joining the Tigers' Curtis Granderson and Reyes... became the second player in D-backs history to accomplish the feat (also Steve Finley in 1999 and 2003)... ranked among the National League leaders in triples (t-2nd), doubles (t-4th), extra-base hits (8th, 76) and hits (8th)... became the third D-backs player to hit for the cycle Sept. 1 against St. Louis, going 5-for-5 with two doubles, a triple and home run... established a career high and tied a team record (12th time) with five hits... the cycle was the first at Chase Field... batted .325 (27-for-83) during a career-high 17-game hitting streak from July 29-Aug. 15.

**2007**—Batted .238 with 28 doubles, 12 home runs and 60 RBI in his first full season with the D-backs... went 9-for-9 in stolen base attempts... made his first Opening Day start at shortstop... hit his first career walk-off home run, a two-run shot off Trevor Hoffman April 25 against San Diego... hit .500 (7-for-14) with a double, triple, two home runs and four RBI in a three-game NLDS sweep against Chicago... batted .294 (5-for-17) in four NLCS games against the Rockies.

**2006**—Split the season between Triple-A Tucson and the D-backs... hit .284 with 16 doubles, 13 home runs and 51 RBI in 83 games with the Sidewinders and .316 in 59 games with Arizona... recalled July 15 and made his Major League debut against Milwaukee... went 0-for-3... collected his first ML hit July 17 against Los Angeles (NL), a single off Aaron Sele... hit his first home run July 31 at Chicago (NL) off Glendon Rusch... rated by *Baseball America* as the Pacific Coast League's Best Defensive Shortstop following the season... entered the year ranked as the fifth-best prospect in baseball (No. 1 in D-backs' system), according to *Baseball America*.

**2005**—Combined to hit .328 with 21 doubles, 14 home runs and 52 RBI in 65 games with Single-A Lancaster and Double-A Tennessee... also played in 19 games with Camden of the independent Atlantic League... led the Atlantic League in batting average (.427), slugging (.744) and on-base percentage (.484)... signed by the D-backs May 31... was on the disabled list from June 15-29 with a strained right hamstring... homered in four consecutive contests (five home runs total) with Lancaster from July 5-8... was selected the farm system's Player of the Month for July, batting .393 with seven homers and 28 RBI... played for the Arizona Fall League-champion Phoenix Desert Dogs, batting .337 (30-for-89) with six home runs and 17 RBI in 23 games... selected as a shortstop on the AFL All-Star Team... ranked among AFL leaders in triples (t-1st, 4), slugging percentage (3rd, .738), runs scored (t-3rd, 25), on-base percentage (4th, .439) and extra-base hits (4th, 17).

## PERSONAL/MISCELLANEOUS

Stephen O. Drew... he and wife, Laura, have two sons, Hank and Nolan... graduated in 2001 from Lowndes County High School in Valdosta, Ga... attended Florida State University... hit .353 with 14 doubles, six triples, 14 home runs and 52 RBI as a junior... named 2002 ACC Rookie of the Year as well as Freshman of the Year by *Baseball America*, and second team All-America by *Collegiate Baseball* in 2004... selected to the 2004 All-ACC and All-ACC Tournament Teams... is the brother of former major leaguers J.D. Drew and Tim Drew, all three of whom were first-round selections... J.D. and Tim are the only set of brothers ever to be selected in the first round of the First-Year Player Draft in the same year.

## LIFETIME PLAYING RECORD

Year	Club	AVG.	G	AB	R	H	2B	3B	HR	RBI	SH	SF	HP	BB	SO	SB	CS	SLG	OBP	E
2005	Camden (Ind.)	.427	19	82	17	35	8	3	4	18	0	1	1	8	18	0	0	.744	.484	-
	Lancaster	.389	38	149	33	58	16	3	10	39	0	0	2	26	25	1	1	.738	.486	8
	Tennessee	.218	27	101	11	22	5	0	4	13	0	0	0	12	24	2	3	.386	.301	8
2006	Tucson	.284	83	342	55	97	16	3	13	51	7	1	0	33	50	3	3	.462	.340	15
	ARIZONA	.316	59	209	27	66	13	7	5	23	1	2	0	14	50	2	0	.517	.357	5
2007	ARIZONA	.238	150	543	60	129	28	4	12	60	8	5	3	60	100	9	0	.370	.313	17
2008	ARIZONA	.291	152	611	91	178	44	11	21	67	7	3	1	41	109	3	3	.502	.333	14
2009	ARIZONA	.261	135	533	71	139	29	12	12	65	7	5	1	49	87	5	1	.428	.320	11
	Reno	.333	2	9	0	3	0	1	0	1	0	0	0	1	0	0	0	.556	.333	1
2010	ARIZONA	.278	151	565	83	157	33	12	15	61	1	2	3	62	108	10	5	.458	.352	10
2011	ARIZONA	.252	86	321	44	81	21	5	5	45	1	1	1	30	74	4	4	.396	.317	7
<b>ML Totals</b>		<b>.270</b>	<b>733</b>	<b>2782</b>	<b>376</b>	<b>750</b>	<b>168</b>	<b>51</b>	<b>70</b>	<b>321</b>	<b>18</b>	<b>9</b>	<b>25</b>	<b>256</b>	<b>528</b>	<b>33</b>	<b>13</b>	<b>.330</b>	<b>.442</b>	<b>64</b>

## CAREER TRANSACTIONS

**2004** — Selected by the Arizona Diamondbacks organization in the 1st round of the First-Year Player Draft; signed May 31, 2005. **2009** — On disabled list, April 25 to May 11; included rehabilitation assignment to Reno, May 10 to 11. **2011** — On disabled list, July 21 to October 30. **2012** — On disabled list, March 26 to June 26; included rehabilitation assignment to Reno, June 7 to 23, and Mobile, June 24 to 25. Traded to the Oakland Athletics for minor league infielder Sean Jamieson, August 20.

## DIVISION SERIES RECORD

Year	Club/Opp	AVG.	G	AB	R	H	2B	3B	HR	RBI	SH	SF	HP	BB	SO	SB	CS	SLG	OBP	E
2007	ARI vs. CHC	.500	3	14	4	7	1	1	2	4	0	0	0	0	5	1	0	1.143	.500	0

## LEAGUE CHAMPIONSHIP SERIES RECORD

Year	Club/Opp	AVG.	G	AB	R	H	2B	3B	HR	RBI	SH	SF	HP	BB	SO	SB	CS	SLG	OBP	E
2007	ARI vs. COL	.294	24	17	2	5	0	0	0	0	0	0	0	1	2	0	0	.294	.333	0

## VS. THE AMERICAN LEAGUE

2011					CAREER					
AVG.	AB	H	HR	RBI	vs. TEAM	AVG.	AB	H	HR	RBI
—	0	0	0	0	Baltimore	.125	16	2	1	1
—	0	0	0	0	Boston	.206	34	7	1	3
.167	12	2	0	0	Chicago	.167	12	2	0	0
.167	12	2	1	2	Cleveland	.167	12	2	1	2
.100	10	1	0	1	Detroit	.121	33	4	0	3
.273	11	3	0	1	Kansas City	.211	38	8	0	5
—	0	0	0	0	Los Angeles	.333	9	3	1	3
.333	9	3	1	1	Minnesota	.286	21	6	1	1
—	0	0	0	0	New York	.208	24	5	0	0
.286	7	2	0	1	Oakland	.296	27	8	1	6
—	0	0	0	0	Seattle	.000	11	0	0	0
—	0	0	0	0	Tampa Bay	.238	21	5	0	0
—	0	0	0	0	Texas	.500	14	7	0	1
—	0	0	0	0	Toronto	.222	9	2	0	0

## VS. THE NATIONAL LEAGUE

2011					CAREER					
AVG.	AB	H	HR	RBI	vs. TEAM	AVG.	AB	H	HR	RBI
—	0	0	0	0	Arizona	—	0	0	0	0
.125	8	1	0	0	Atlanta	.226	124	28	7	15
.250	16	4	1	7	Chicago	.295	112	33	4	21
.458	24	11	1	6	Cincinnati	.252	107	27	2	9
.111	18	2	0	1	Colorado	.306	307	94	10	35
.429	28	12	1	4	Florida	.336	134	45	5	19
.571	7	4	0	1	Houston	.290	131	38	1	9
.211	19	4	0	0	Los Angeles	.298	295	88	4	23
.133	15	2	0	1	Milwaukee	.240	100	24	3	9
.364	11	4	0	3	New York	.260	96	25	3	13
.125	8	1	0	1	Philadelphia	.270	115	31	2	13
.273	11	3	0	2	Pittsburgh	.310	126	39	3	19
.200	15	3	0	2	San Diego	.229	301	69	8	39
.211	38	8	0	5	San Francisco	.252	314	79	6	42
.214	28	6	0	2	St. Louis	.308	143	44	3	12
.214	14	3	0	4	Washington	.260	96	25	3	18

## MONTHLY BREAKDOWN

2011					CAREER					
AVG.	AB	H	HR	RBI	by MONTH	AVG.	AB	H	HR	RBI
—	0	0	0	0	March	.000	4	0	0	0
.321	81	26	2	22	April	.276	387	107	9	53
.241	87	21	1	7	May	.253	455	115	8	51
.245	106	26	2	14	June	.246	484	119	12	55
.170	47	8	0	2	July	.274	471	129	8	40
—	0	0	0	0	August	.282	503	142	18	69
—	0	0	0	0	September	.286	454	130	15	49
—	0	0	0	0	October	.333	24	8	0	4

## BATTING BREAKDOWN

2011					CAREER					
AVG.	AB	H	HR	RBI	by CATEGORY	AVG.	AB	H	HR	RBI
.221	172	38	3	25	Home	.276	1382	382	30	159
.289	149	43	2	20	Road	.263	1400	368	40	162
.378	74	28	2	16	Day	.270	800	216	24	91
.215	247	53	3	29	Night	.269	1982	534	46	230
.259	305	79	5	45	Pre-ASG	.260	1501	391	31	171
.125	16	2	0	0	Post-ASG	.280	1281	359	39	150
.224	85	19	1	17	vs. LHP	.247	729	180	17	102
.263	236	62	4	28	vs. RHP	.278	2053	570	53	219
.277	101	28	1	37	RISP	.276	641	177	19	251
.500	6	3	1	9	Bases Loaded	.230	61	14	1	43
1.000	2	2	0	1	Pinch Hitter	.429	21	9	1	2
—	0	0	0	0	Designated Hitter	.000	4	0	0	0

## BALLPARK BREAKDOWN

	AVG.	AB	H	HR	RBI
AT&T Park	.248	161	40	3	21
Busch Stadium	.306	62	19	1	3
Camden Yards	.000	8	0	0	0
Chase Field	.276	1382	382	30	159
Citi Field	.265	34	9	1	5
Citizens Bank Park	.321	56	18	1	7
Comerica Park	.136	22	3	0	3
Coors Field	.293	157	46	4	15
Dodger Stadium	.299	144	43	4	13
Fenway Park	.174	23	4	0	0
Great American	.233	60	14	2	4
Kauffman Stadium	.231	26	6	0	5
Metrodome	.250	12	3	0	0
Miller Park	.200	40	8	3	8
Minute Maid Park	.263	57	15	0	1
Nationals Park	.267	30	8	1	6
O.co Coliseum	.278	18	5	0	4
Original Yankee Stadium	.273	11	3	0	0
PETCO Park	.236	157	37	4	18
PNC Park	.293	82	24	3	14
RFK Stadium	.286	14	4	0	1
Safeco Field	.000	11	0	0	0
Shea Stadium	.286	21	6	2	5
Sun Life Stadium	.235	68	16	3	11
Tropicana Field	.125	8	1	0	0
Turner Field	.269	52	14	5	7
Wrigley Field	.333	66	22	3	11

## FIELDING STATISTICS

### Shortstop

YEAR	PCT.	G	PO	A	E	TC	DP
2006	.978	56	74	149	5	228	35
2007	.973	147	212	409	17	638	98
2008	.976	151	190	378	14	582	85
2009	.980	132	173	362	11	546	70
2010	.984	147	206	391	10	607	86
2011	.980	84	119	219	7	345	48

**Totals** .978 717 974 1908 64 2946 422

## DREW'S CAREER BESTS

**Hits:** 5, September 1, 2008 vs. St. Louis; 4 (nine times), last: May 28, 2011 at Houston

**Home Runs:** 2, August 25, 2010 at San Diego

**Runs Batted In:** 5, April 28, 2011 vs. Chicago (NL)

**Stolen Bases:** 1 (33 times), last: May 30, 2011 vs. Florida

**Hitting Streak:** 17, July 29 to August 15, 2008

**Hitless Streak (At Bats):** 20 (twice), last: May 27 to June 2, 2010

**Grand Slams:** 1, April 28, 2011 vs. Chicago (NL) (Ryan Dempster)

**Pinch-Hit Home Runs:** 1, April 25, 2007 vs. San Diego (Trevor Hoffman)

**Inside-The-Park Home Runs:** 1, September 30, 2006 vs. San Diego (Cla Meredith)

**Game Ending Home Runs:** 1, April 25, 2007 vs. San Diego (Trevor Hoffman)

**Lead Off Home Runs:** 6, September 29, 2010 at San Francisco (Tim Lincecum); September 22, 2010 at Colorado (Ubaldo Jimenez); August 25, 2010 at San Diego (Wade LeBlanc); August 18, 2009 at Philadelphia (Pedro Martinez); August 24, 2008 vs. Florida (Ricky Nolasco); August 8, 2008 vs. Atlanta (Jorge Campillo)



**LEFT-HANDED PITCHER****Height/Weight:** 6-0 / 214**Bats/Throws:** Left / Left**Birthdate:** November 23, 1985**Opening Day Age:** 26**Birthplace/Resides:** Santo Domingo, Dominican Republic / Santo Domingo, Dominican Republic**Major League Service:** None**Obtained:** Signed as a non-drafted free agent, November 20, 2003**Contract Status:** First year of a one-year contract through 2012.**CAREER HIGHLIGHTS**

The Dominican Republic native signed with the A's three days before his 18th birthday...has a 25-27 record and 3.96 ERA (208 er in 472.1 ip) in 116 games, 78 starts, in eight professional seasons...has 413 strikeouts and 193 walks in 472.1 innings...has yielded just 28 home runs, or one per 16.9 innings...missed nearly the entire 2011 season as he continued his recovery from June, 2010 "Tommy John" surgery...pitched for short-season teams his first five seasons before combining for a 13-6 record and a 3.38 ERA in 27 starts with Single-A Stockton and Kane County in 2009 to earn A's Organizational Pitcher of the Year honors...tied for the Northwest League lead in strikeouts (77) at Vancouver in 2008.

**2011 HIGHLIGHTS**

Missed nearly the entire season as he continued his recovery from June, 2010 "Tommy John" surgery on his left elbow...made two starts with the A's affiliate in the Arizona Rookie League in August, posting a 4.50 ERA...struck out six batters in 2.0 innings as opponents were 3-for-10 (.300)...tossed a scoreless inning Aug. 24 at the Giants...allowed a run on two hits in one inning Aug. 29 at the Giants...struck out the side in each outing and did not walk batter.

**CAREER**

**2010**—Made his Double-A debut with Midland and went 1-6 with a 5.30 ERA in 13 starts before an elbow injury ended his season in mid-June...matched his career-high in losses...was also charged with a career-high five balks, which led the Texas League...opponents hit .295, including .196 by left-handed hitters and .342 by right-handers...yielded five of his six home runs to righties...five of the home runs he surrendered were solo shots...allowed a .350 average with runners in scoring position and two outs...posted a 3.27 ERA in four starts in April but then had a 6.00 ERA in six starts in May and a 6.61 ERA in three starts in June...compiled a 7.62 ERA and .333 opponents batting average in the first inning...did not commit an error in 26 total chances in his 13 starts, including five putouts and 21 assists...the Rockhounds were 5-8 (.385) in his starting assignments...tossed six or more innings in seven of his 13 starts, allowed two runs or fewer six times and walked two batters or fewer eight times...went 1-1 with a 2.78 ERA and .231 opponents batting average over his first six starts through May 7...his lone win came May 2 at San Antonio when he struck out a season-high seven in a season-high 7.2 innings...also tossed a season-high 104 pitches in that game...charged with his second loss of the season May 13 against San Antonio, which began a season-ending five-game losing streak...posted a 7.82 ERA and allowed a .351 batting average over that seven-start stretch...yielded a season-high seven runs in 3.1 innings in an 8-4 loss to Frisco May 18...allowed a season high 10 hits in 4.2 innings against Corpus Christi, June 10...was placed on the disabled list June 16 with a left elbow strain and missed the remainder of the season.

**2009**—Was named the A's Organizational Pitcher of the Year after combining for a 13-6 record and a 3.38 ERA in 27 starts with both of the A's Single-A affiliates...began the season at Kane County of the Midwest League and went 10-2 with a 3.23 ERA in 16 starts before he was promoted to Stockton of the California League July 10...posted a 3-4 record and a 3.56 ERA in 11 starts with the Ports...tied for seventh among all Single-A pitchers in wins...ranked second in the A's organization in wins, third in strikeouts (145), tied for third in innings pitched (152.0) and fourth in ERA...allowed a .260 opponents batting average, including .256 against right-handed hitters and .271 against left-handers...yielded nine home runs in 152.0 innings (0.53 per nine innings) and eight of those were solo shots...his teams were 18-9 (.667) in his starting assignments...led Kane County in wins despite his promotion to Stockton with eight weeks remaining...tossed 7.0 shutout innings and struck out a season high nine without walk-

ing a batter April 24 at Burlington...finished the Kane County portion of his campaign by winning each of his final six starts...had a 1.46 ERA and .232 opponents batting average over that stretch...tossed 6.0 scoreless innings while matching his season high with nine strikeouts June 25 at Quad Cities...extended his minor league winning streak to seven games by tossing 7.0 shutout innings in his Stockton debut July 11 against Bakersfield (2 h, 2 bb, 7 so)...went 7-0 with a 1.23 ERA during the winning streak, which ran from June 7 to July 11...combined on a five-hit shutout against Lake Elsinore Aug. 6 (5 h, 1 bb, 8 so)...that start earned him California League Pitcher of the Week honors for the week of Aug. 3-10...allowed one run or less in five consecutive starts from Aug. 6 to 28 (0.57 ERA)...however, had just one decision, the win against Lake Elsinore...matched his season high with nine strikeouts in his final start, Sept. 3 against Bakersfield...was rated as the seventh best prospect in the California League and the A's fifth best prospect by *Baseball America* following the season.

**2008**—Returned to Vancouver for the second consecutive season and was 2-5 with a 3.93 ERA in 15 games, all starts...it was the first time in his career he was used exclusively as a starting pitcher...tied for the Northwest League lead with 77 strikeouts and his 10.09 strikeouts per nine innings were the best in the NL and ninth best in all short-season leagues...also tied for the NL lead in balks (4) and had the third lowest opponents batting average among starters (.238)...tied for the Canadians team lead in strikeouts...allowed just three home runs in 68.2 innings...his opponents batting average included a .236 mark against left-handed hitters and .239 against right-handers...allowed one run or less in three of his final four starts and was named Northwest League Pitcher of the Week for the week of Aug. 25-Sept. 1 after going 1-0 with a 0.00 ERA in two starts (13.0 ip, 7 h, 1 r, 1 bb, 19 so)...struck out a season high 10 and combined on a three-hit shutout in his final start Aug. 30 against Eugene but had a no decision...pitched for Licey in the Dominican Winter League following the season and posted a 16.87 ERA in five relief appearances.

**2007**—Was 2-2 with a save and a 4.30 ERA in 17 games, seven starts, for Vancouver...yielded just two home runs in 44.0 innings...walked 31 and struck out 35...allowed a .252 opponents batting average, which broke down to .250 by left-handed hitters and .252 by right-handers...opponents hit .195 with runners on base...posted a 1-1 record, a 4.56 ERA and .271 opponents batting average in his seven starts and was 1-1 with a 3.93 ERA and .224 opponents average in 10 relief appearances...picked up the win in his first start when he combined on a seven-hit shutout June 22 against Tri-City (6.0 ip, 4 h, 4 bb, 1 so)...tossed 4.0 hitless innings for the save Aug. 5 against Yakima.

**2006**—Made one start for the A's affiliate in the Dominican Summer League, a win June 10 against the Phillies, before he was transferred to the Arizona Rookie League June 13...went 1-6 with a 6.07 ERA in 13 games, eight starts...combined for a 2-6 record and a 5.88 ERA...allowed a .311 opponents batting average, including .303 by right-handed hitters and .333 by left-handers...his average dropped to .290 with runners in scoring position...allowed 1 of 6 (16.7%) inherited runners to score in relief.

**2005**—Pitched for the A's Dominican Summer League team for the second consecutive season and went 3-0 with a save and a 2.27 ERA in 13 games, three starts...did not allow a home run in 35.2 innings and held opponents to a .215 batting average.

**2004**—Made his professional debut with the A's affiliate in the Dominican Summer League and was 2-2 with one save and a 2.90 ERA in 15 games, including two starts...struck out 40 and walked just 11 for a strikeout to walk ratio of 3.64 to 1...opponents hit .261.

## PERSONAL/MISCELLANEOUS

Pedro Jose Figueroa (Vizcaino)...was originally signed by Juan Carlos De La Cruz.

## LIFETIME PITCHING RECORD

Year	Club	W	L	ERA	G	GS	CG	SHO	SV	IP	H	R	ER	HR	HB	BB	IBB	SO	WP	BK
2004	DSL A's-2	2	2	2.90	15	2	0	0	1	49.2	52	21	16	3	3	11	0	40	7	2
2005	DSL A's-2	3	0	2.27	13	3	0	0	1	35.2	29	14	9	0	3	12	0	25	3	0
2006	DSL A's-1	1	0	4.50	1	1	0	0	0	6.0	5	3	3	1	1	1	0	1	0	0
	AZL A's	1	6	6.07	13	8	0	0	0	43.0	59	39	29	4	4	11	0	27	2	0
2007	Vancouver	2	2	4.30	17	7	0	0	1	44.0	41	26	21	2	4	31	1	35	4	2
2008	Vancouver	2	5	3.93	15	15	0	0	0	68.2	62	37	30	3	3	32	0	77	3	4
2009	Kane County	10	2	3.23	16	16	0	0	0	86.1	89	37	31	6	4	31	0	78	6	2
	Stockton	3	4	3.56	11	11	0	0	0	65.2	62	27	26	3	1	35	1	67	4	0
2010	Midland	1	6	5.30	13	13	0	0	0	71.1	84	45	42	6	2	29	1	57	4	5
2011	Arizona A's	0	0	4.50	2	2	0	0	0	2.0	3	1	1	0	0	0	0	6	0	0
<b>Minor League Totals</b>		<b>25</b>	<b>27</b>	<b>3.96</b>	<b>116</b>	<b>78</b>	<b>0</b>	<b>0</b>	<b>3</b>	<b>472.1</b>	<b>486</b>	<b>250</b>	<b>208</b>	<b>28</b>	<b>25</b>	<b>193</b>	<b>3</b>	<b>413</b>	<b>33</b>	<b>15</b>

## CAREER TRANSACTIONS

**2003** — Signed by the Oakland Athletics organization as a non-drafted free agent, November 20.

## JEFF FIORENTINO

68



## OUTFIELDER

Height/Weight: 6-1 / 186

Bats/Throws: Left / Right

Birthdate: April 14, 1983

Opening Day Age: 28

Birthplace/Resides: Pembroke Pines, Florida / Plantation, Florida

Major League Service: 94 days

Obtained: Signed as a free agent to a minor league contract, November 9, 2011

Contract Status: First year of a one-year contract through 2012.

## CAREER HIGHLIGHTS

Has appeared in 58 games over four seasons in the majors with Baltimore (2005-06, 09) and Oakland (2008) and is a .270 career hitter with one home run and 21 RBI...has a .282 (678-for-2403) average with 84 home runs and 373 RBI in 694 minor league games in eight professional seasons...was originally drafted by the Baltimore Orioles in the third round of the 2004 draft and made his Major League debut in 2005, making the jump from Single-A to the majors...appeared in two games with Oakland in 2008 with both contests coming in Japan in the season-opening series against the Red Sox...his last ML action came in 2009 with the Orioles when he batted .281 in 24 games...spent 2010 in Japan playing for Hiroshima.

## 2011 HIGHLIGHTS

Began the season in the Baltimore organization but was traded to Atlanta May 3...combined to hit .255 with eight home runs and 37 RBI in 113 games with Double-A Bowie, Double-A Mississippi and Triple-A Gwinnett...added 44 walks for a .339 on-base percentage...was successful in 6-of-7 (85.7%) stolen base attempts...hit .271 (64-for-236) with seven of his eight home runs and 27 of 37 RBI against right-handed pitching, compared to .200 (14-for-70) against left-handers...batted .293 with runners in scoring position...appeared in 56 games in center field, 26 in left field and 16 in right field...hit in every spot in the order except clean-up...saw his most action with 33 games batting eighth.

**MINORS:** Started the season with Bowie in the Orioles farm system, hitting .250 in 20 games...hit .375 on the road compared to .156 at home...hit .229 over his first 11 games...then collected a season-high three hits April 21 at Erie...drove in three runs that day and had three more in his next game April 23 at Erie, giving him 13 RBI over his first 13 games...went 1-for-12 with six walks over his final seven games with the BaySox...was traded to the Braves organization May 3 and was assigned to Mississippi where he hit .238 in 13 games...had season-highs with two doubles and three runs scored in his first game May 5 at Chattanooga...was transferred to Triple-A Gwinnett May 24 and spent the remainder of the season there, batting .260 in 80 games...hit .211 over his first 32 games...then went 2-for-3 with a pair of doubles July 8 against Charlotte and batted .288 over his final 48 contests...matched his season-high with three hits in the second game of a doubleheader July 9 against Charlotte...hit safely in a season-high four consecutive games, July 24-29 (6-for-13, .462)...drove in a season-high four runs July 29 at Durham...matched his season-high with a four-game hitting streak Aug. 23-28 (4-for-14, .286).

## CAREER

**2010**—Spent entire season in Japan with the Hiroshima Carp of the Central League...batted .246 with eight home runs and 37 RBI in 44 games

**2009**—Began the season at Double-A Bowie and went 2-for-23 (.087) in seven games before he was promoted to Triple-A Norfolk April 21...hit .312 with 12 home runs and 67 RBI in 102 games with the Tides...ranked fourth in the International League in batting, earning a September call-up to Baltimore...batted .281 with one double and eight RBI in 24 games with the Orioles...including .429 with runners in scoring position and two outs, .364 against left-handed pitchers, .323 at home and .313 during the day...started 11 games in center field and five in left field...hit .350 over his first seven games and .250 over his final 17 contests...matched his career high with two RBI Sept. 6 against Texas...while at Norfolk, he

led the Tides in runs (70), home runs, RBI and walks (48) and tied for the team-lead in triples (5)...hit .316 with 11 of his 12 home runs and 60 of his 67 RBI against right-handed pitching...batted .365 with runners in scoring position...had a .366 average from the fifth inning on...batted .318 when leading off an inning...appeared in 80 games in right field, 16 in center field and seven in left field...hit in every spot in the order except first...saw his most action in the three spot, batting .310 in 57 games...was on the disabled list from June 26 to July 2 with a sprained finger on his left hand...hit .358 with three home runs and 20 RBI in 28 games in July.

**2008**—Made the A's Opening Day roster for the trip to Japan and appeared in both games against Boston...pinch ran and played center field in both contests, but had a RBI single in his only at bat in the second game March 26...that would be his only at bat of the season as he was optioned to Sacramento March 30 prior to the resumption of the regular season...went 2 for 4 in two games with Sacramento before he was hit in the face by a thrown ball running out a ground ball...was on the disabled list from April 6 to May 20 with a broken nose...was designated for assignment May 29...was claimed off waivers by Baltimore June 5 and was assigned to the Orioles Triple-A affiliate at Norfolk...spent the remainder of the season with the Tides and hit .268 with two home runs and 25 RBI in 68 games...combined for a .268 average, two home runs and 28 RBI in 76 games overall in the minors...hit .294 against right-handed pitching and .190 against left-handers...appeared in 42 games in center field, 25 in left field, five in right field and two at first base...hit in every spot in the order except fourth and fifth and saw his most action with 29 games batting seventh...hit .217 over his first 15 games with Norfolk and .280 over his final 53 games...his longest hitting streak was a nine-game streak from July 31 to August 10 (13 for 27, .481).

**2007**—Spent the entire season at Double-A Bowie and batted .282 with 15 home runs and 65 RBI in 126 games...led the Baysox in walks (44)...led Eastern League outfielders with a .993 fielding percentage as he committed just two errors in 118 games...appeared in 83 games in center field, 30 in left field and five in right field...batted .303 with 14 of his 15 home runs and 57 of his 65 RBI against right-handed pitching and .217 against left-handers...had a .307 batting average from May 1 through the end of the season...hit in each of the first seven spots in the order but saw his most action with 47 games in the five spot and 41 hitting sixth...snapped a 33-game homerless streak on July 5 in the first game of the doubleheader against Akron when he homered twice against the Aeros...that began a seven-game stretch through July 16 where he hit five home runs and drove in 13 runs...had a season best eight-game hitting streak from July 23 to 31 (10 for 28, .357)...hit .325 with five home runs and 18 RBI in 22 games in July...then batted .302 with five home runs and 23 RBI in 27 games in August...played for the Arizona Fall League Champion Phoenix Desert Dogs following the season and hit .152 with three RBI in nine games...was named as the Orioles ninth best prospect by *Baseball America* entering the season.

**2006**—Spent most of the season at Double-A Bowie before earning a September promotion to Baltimore...appeared in 19 games for the Orioles over the final month, including 11 starts, and batted .256 with seven RBI...hit safely in nine of his 14 games with an at bat and collected one hit in each of his last four games...batted .275 with 13 home runs and 62 RBI in 104 games for Bowie...hit .295 with 11 home runs against right-handed pitchers and .221 with two home runs off left-handers...made 57 appearances in left field and 39 in center field...was on the disabled list from April 17 to 27 with a sprained left ankle...was hampered in June by a sore left hamstring...hit .340 in July and August, including .376 with 22 RBI in 30 games in August...hit safely in his last 19 games for the Baysox (.435), raising his batting average from .241 to a season-ending .275...following the season, he played for the Grand Canyon Rafters in the Arizona Fall League and hit .263 with three home runs and 11 RBI in 26 games.

**2005**—Spent most of the season at Single-A Frederick, where he appeared in 103 games...batted .286 with 22 home runs and 66 RBI and tied for second among all Orioles farmhands in homers...made his Major League debut with 13 appearances for Baltimore from May 12 to 29 and hit .250 with a home run and five RBI...became the first position player from the 2004 draft to reach the majors...made his big league debut May 12 at Chicago (AL) and went 2 for 2...singled twice off Jon Garland in the sixth and eighth innings...singled in each of his first four plate appearances and hit safely in each of his first three games (6 for 10, .600)...made his first career start May 14 at Chicago (AL) and went 3 for 5 with a double...hit his first career home run May 20 against Philadelphia off Randy Wolf...was optioned to Frederick on June 2 and spent the rest of the season with the Keys...hit for the cycle May 2 against Winston-Salem...in 32 games in August, he hit .347 with 12 home runs and 33 RBI and was named

Carolina League Player of the Month...hit .207 with a double and a home run in the Carolina League playoffs...following the season he was rated by *Baseball America* as the eighth-best prospect in the Carolina League.

**2004**—Combined to hit .311 with 12 home runs and 48 RBI in 63 appearances at Single-A Aberdeen and Single-A Delmarva...began his professional career at Aberdeen and hit .348 in 14 games...was promoted on July 14 and hit safely in eight of his first nine games for Delmarva (.361, 4 HR, 10 RBI)... despite playing in just 49 games for the Shorebirds, he ranked third on the club with 10 home runs.

## PERSONAL/MISCELLANEOUS

Jeffrey Philip Fiorentino...graduated from Nova High School in Davie, Florida in 2001...hit .512 and led the county in home runs (12), RBI (42) and runs scored (42) as a senior, earning All-County, All-State and the South Florida Sun-Sentinel's Broward County Player of the Year honors...was drafted by the Blue Jays in the 21st round of the June draft but opted to attend Florida Atlantic University, where he was named to the Atlantic Sun All-Freshman team and the Louisville Slugger Honorable Mention All-American team...as a sophomore at FAU was All-Conference, second team All-Atlantic Region and was selected to the A-Sun All-Tournament team...as a junior was All-Conference after hitting .348 with 17 home runs and 66 RBI...left FAU as its all-time leader in total bases (409), ranked second in home runs (44) and runs scored (204) and third in walks (110)...played for the Cotuit Kettleers in the Cape Cod League in 2003.

## LIFETIME PLAYING RECORD

Year	Club	AVG.	G	AB	R	H	2B	3B	HR	RBI	SH	SF	HP	BB	SO	SB	CS	SLG	OBP	E
2004	Aberdeen	.348	14	46	9	16	7	1	2	12	0	0	2	9	4	3	1	.674	.474	1
	Delmarva	.302	49	179	40	54	15	2	10	36	0	1	3	20	50	2	2	.575	.379	5
2005	Frederick	.286	103	413	70	118	18	4	22	66	4	0	4	34	90	12	6	.508	.346	6
	BALTIMORE	.250	13	44	7	11	2	0	1	5	0	1	0	2	10	1	0	.364	.277	0
2006	Bowie	.275	104	385	63	106	14	0	13	62	6	3	3	53	58	9	3	.413	.365	3
	BALTIMORE	.256	19	39	8	10	2	0	0	7	2	1	1	7	3	1	0	.308	.375	0
2007	Bowie	.282	126	436	68	123	18	4	15	65	10	5	1	44	89	8	4	.445	.346	2
2008	OAKLAND	1.000	2	1	0	1	0	0	0	1	0	0	0	0	0	0	0	1.000	1.000	0
	Sacramento	.273	8	22	3	6	0	0	0	3	0	2	0	4	5	1	0	.273	.357	0
	Norfolk	.268	68	228	25	61	12	1	2	25	1	3	1	34	52	7	3	.355	.361	2
2009	Bowie	.087	7	23	1	2	1	0	0	0	0	0	0	3	4	2	0	.130	.192	0
	Norfolk	.312	102	365	70	114	26	5	12	67	3	6	0	48	62	13	6	.510	.387	2
	BALTIMORE	.281	24	64	8	18	1	0	0	8	1	2	0	8	16	2	0	.297	.351	0
2010	Hiroshima (Japan)	.246	44	126	13	31	18	2	8	37	2	1	3	19	37	2	0	.325	.356	-
2011	Bowie	.250	20	56	6	14	1	2	2	13	2	1	0	10	14	3	0	.446	.358	0
	Mississippi	.238	13	42	8	10	4	0	1	4	0	0	1	6	7	0	0	.405	.347	1
	Gwinnett	.260	80	208	30	54	13	0	5	20	1	3	2	28	40	3	1	.394	.349	1
<b>ML Totals</b>		<b>.270</b>	<b>58</b>	<b>148</b>	<b>23</b>	<b>40</b>	<b>5</b>	<b>0</b>	<b>1</b>	<b>21</b>	<b>3</b>	<b>4</b>	<b>1</b>	<b>17</b>	<b>29</b>	<b>4</b>	<b>0</b>	<b>.324</b>	<b>.341</b>	<b>0</b>

## CAREER TRANSACTIONS

**2001** — Selected by the Toronto Blue Jays organization in the 21st round of the June draft; did not sign. **2004** — Selected by the Baltimore Orioles organization in the 3rd round of the First-Year Player Draft. **2008** — Claimed off waivers by the Cincinnati Reds, January 4. Claimed off waivers by the Oakland Athletics, January 25. Claimed off waivers by the Baltimore Orioles, June 5. **2009** — Elected free agency, November 3. **2011** — Signed by the Baltimore Orioles to a minor league contract, February 2. Traded to the Atlanta Braves, May 3. Elected free agency, November 2; signed by the Oakland Athletics to a minor league contract, November 9.

## VS. THE AMERICAN LEAGUE

2011		CAREER								
AVG.	AB	H	HR	RBI	vs. TEAM	AVG.	AB	H	HR	RBI
—	0	0	0	0	Baltimore	—	0	0	0	0
—	0	0	0	0	Boston	.400	20	8	0	4
—	0	0	0	0	Chicago	.600	10	6	0	0
—	0	0	0	0	Cleveland	.250	4	1	0	0
—	0	0	0	0	Detroit	.083	12	1	0	1
—	0	0	0	0	Kansas City	.000	10	0	0	0
—	0	0	0	0	Los Angeles	—	0	0	0	0
—	0	0	0	0	Minnesota	.125	8	1	0	1
—	0	0	0	0	New York	.250	20	5	0	3
—	0	0	0	0	Oakland	.200	5	1	0	2
—	0	0	0	0	Seattle	.000	4	0	0	0
—	0	0	0	0	Tampa Bay	.259	27	7	0	2
—	0	0	0	0	Texas	.667	3	2	0	2
—	0	0	0	0	Toronto	.308	13	4	0	2

## VS. THE NATIONAL LEAGUE

2011		CAREER								
AVG.	AB	H	HR	RBI	vs. TEAM	AVG.	AB	H	HR	RBI
—	0	0	0	0	Philadelphia	.333	12	4	1	4

## MONTHLY BREAKDOWN

2011		CAREER								
AVG.	AB	H	HR	RBI	by MONTH	AVG.	AB	H	HR	RBI
—	0	0	0	0	March	1.000	1	1	0	1
—	0	0	0	0	April	—	0	0	0	0
—	0	0	0	0	May	.250	44	11	1	5
—	0	0	0	0	June	—	0	0	0	0
—	0	0	0	0	July	—	0	0	0	0
—	0	0	0	0	August	—	0	0	0	0
—	0	0	0	0	September	.261	88	23	0	12
—	0	0	0	0	October	.333	15	5	0	3

## BATTING BREAKDOWN

2011		CAREER								
AVG.	AB	H	HR	RBI	by CATEGORY	AVG.	AB	H	HR	RBI
—	0	0	0	0	Home	.284	74	21	1	14
—	0	0	0	0	Road	.257	74	19	0	7
—	0	0	0	0	Day	.211	38	8	0	6
—	0	0	0	0	Night	.291	110	32	1	15
—	0	0	0	0	Pre-ASG	.267	45	12	1	6
—	0	0	0	0	Post-ASG	.272	103	28	0	15
—	0	0	0	0	vs. LHP	.260	50	13	1	6
—	0	0	0	0	vs. RHP	.276	98	27	0	15
—	0	0	0	0	RISP	.275	40	11	0	20
—	0	0	0	0	Bases Loaded	.400	5	2	0	6
—	0	0	0	0	Pinch Hitter	.200	5	1	0	0
—	0	0	0	0	Designated Hitter	—	0	0	0	0

## BALLPARK BREAKDOWN

	AVG.	AB	H	HR	RBI
Angel Stadium	—	0	0	0	0
Camden Yards	.274	73	20	1	13
Comerica Park	.000	4	0	0	0
Fenway Park	.333	6	2	0	0
Kauffman Stadium	.000	10	0	0	0
O.co Coliseum	.200	5	1	0	2
Original Yankee Stadium	.375	8	3	0	1
Progressive Field	.250	4	1	0	0
Rogers Centre	.000	2	0	0	0
Tokyo Dome	1.000	1	1	0	1
Tropicana Field	.267	15	4	0	2
U.S. Cellular Field	.600	10	6	0	0
Yankee Stadium	.200	10	2	0	2

## FIELDING STATISTICS

Outfield		YEAR	PCT.	G	PO	A	E	TC	DP
2005	1.000	12	29	0	0	29	0		
2006	1.000	17	28	3	0	31	1		
2008	—	2	0	0	0	0	0		
2009	1.000	22	36	2	0	38	0		
<b>Totals</b>	<b>1.000</b>	<b>53</b>	<b>93</b>	<b>5</b>	<b>0</b>	<b>98</b>	<b>1</b>		

## FIORENTINO'S CAREER BESTS


**Hits:** 3, May 14, 2005 at Chicago (AL)  
**Home Runs:** 1, May 20, 2005 vs. Philadelphia  
**Runs Batted In:** 2 (five times), last: October 3, 2009 vs. Toronto  
**Stolen Bases:** 1 (four times), last: October 3, 2009 vs. Toronto  
**Hitting Streak:** 5, September 26, 2006 to March 26, 2008  
**Hitless Streak (At Bats):** 11, May 15 to 19, 2005  
**Grand Slams:** None  
**Pinch-Hit Home Runs:** None  
**Inside-The-Park Home Runs:** None  
**Game Ending Home Runs:** None  
**Lead Off Home Runs:** None.

## YOUNGEST OAKLAND ATHLETICS NAMED TO THE AL ALL-STAR TEAM

20 years, 318 days	Claudell Washington, 1975
21 years, 196 days	Rickey Henderson, 1980
21 years, 350 days	Vida Blue, 1971
22 years, 13 days	Jose Canseco, 1986
22 years, 64 days	Ben Grieve, 1998
22 years, 134 days	Trevor Cahill, 2010

*\*players age on the date of the All-Star Game*





## LEFT-HANDED PITCHER

**Height/Weight:** 6-4 / 230

**Bats/Throws:** Left / Left

**Birthdate:** August 9, 1975

**Opening Day Age:** 36

**Birthplace/Resides:** Merced, California / Merced, California

**Major League Service:** 9 years, 125 days

**Obtained:** Signed as a free agent, January 19, 2011

**Contract Status:** Second year of a two-year contract through 2012 with a club option for 2013.

## CAREER HIGHLIGHTS

Has 199 saves in 618 appearances over 11 seasons with Seattle (2001), Colorado (2002-08), Los Angeles (2009-10), Minnesota (2010) and Oakland (2011)...the saves are the most among active left-handed pitchers...only five lefties in Major League history have reached the 200 plateau (Franco, Wagner, Myers, Righetti, Lyle)...is a four-time All-Star who was named to the National League squad in three consecutive seasons from 2005-2007 with Colorado and the American League team in 2009 with Los Angeles...led the majors with 48 saves with Los Angeles in 2009...saved 115 games with Colorado from 2002-08, which is a Rockies' franchise record...pitched for Team USA in the 2006 World Baseball Classic.

## MOST CAREER SAVES, LEFT-HANDED PITCHER

(since 1969)

424	John Franco, 1984-2005
422	Billy Wagner, 1995-2010
347	Randy Myers, 1985-1998
252	Dave Righetti, 1979-1995
222	Sparky Lyle, 1969-82
199	<b>Brian Fuentes, 2001-present</b>

## 2011 HIGHLIGHTS

Was the A's closer the first two months of the season due to Andrew Bailey's injury...struggled early in the season...was 1-8 with 12 saves, three blown saves, a 5.09 ERA and .257 opponents batting average in his first 38 appearances through July 1...then went 1-0 with no save opportunities, a 1.57 ERA and .205 opponents batting average over his final 29 appearances...was 2-8 with a 3.70 ERA in 67 appearances overall...ranked second among American League relievers in losses, tied for third in unearned runs (6), tied for seventh in intentional walks (5) and tied for 10th in hit batters (4) and runs allowed (30)...the eight losses were a career high and the 30 runs matched his high...the losses were the most by an A's reliever since Jim Mecir also had eight in 2001...struck out just 42 in 58.1 innings for a career-low average of 6.48 strikeouts per nine innings...allowed a .237 opponents batting average, which broke down to .221 (30-for-136) against right-handed hitters and .265 (22-for-83) against left-handers...issued 16 of his 20 walks to righties...opponents hit .286 with runners in scoring position but that dropped to .154 with RISP and two outs...has yielded a .181 (48-for-265) average with RISP and two outs in his career...first batters faced were 15 for 61 (.246) with six walks (.313 on-base percentage) and three home runs...now has a .207 (114-for-550) career average against first batters, which ranks seventh among active pitchers...allowed 7 of 28 (25.0%) inherited runners to score...compiled a 1.67 ERA and .184 opponents batting average in 31 outings during the day and a 5.46 ERA and .281 opponents average in 36 appearances at night...was charged with seven of his eight losses during night games...had a 4.82 ERA and all eight of his losses before the All-Star Break...posted a 1.71 ERA after the break...logged a 5.19 ERA in 32 appearances at home, compared to a 2.51 ERA in 35 outings on the road...was 0-3 with a save and an 8.53 ERA in nine interleague games...had a 2.28 career ERA in interleague play entering the season...opponents were 6 for 7 (85.7%) in stolen base attempts, the most steals he has allowed in his career...tossed fewer than 1.0 innings in 22 of his 67 appearances.

**OAKLAND:** Was charged with the loss in his first outing of the season April 2 against Seattle when he allowed three runs in the ninth inning of the A's 5-2 loss...then recorded the save in each of his next five outings from April 7-13, retiring 17 of the 19 batters he faced...matched his career highs with six runs (also July 8, 2006 vs. Arizona) and three walks (Sept. 25, 2007 at Los Angeles-NL) in an 8-4, 10-inning loss against Detroit April 15...it was his second loss and first blown save of the season...struck out a season-high three batters in 1.1 scoreless innings April 24 at Seattle for his sixth save...allowed three runs on a season-high four hits and took the loss in a 4-1 decision against Cleveland May 3...was tagged

with the loss in four consecutive outings May 18-23 (13.50 ERA, .500 opponents batting average)... is the first reliever in Oakland history suffer the loss in four consecutive appearances...went 0-5 but converted each of his four save opportunities in 13 games in May...is the only reliever in Oakland history to lose five games in a month...had seven losses at the end of May to become the first reliever with seven losses before June 1 since 1979 when Gene Garber also had seven for Atlanta...tossed a season-high 2.0 innings June 4 at Boston...matched his season high with three strikeouts June 18 against San Francisco...recorded his 12th and final save of the season the next day against the Giants...was charged with his eighth and final loss of the season June 24 at Philadelphia...it gave him a six-game losing streak dating back to May 3, matching the longest losing streak of his career (Sept. 4, 2006-Aug. 20, 2007)...did not allow a run in 14 of his 15 appearances from July 4 to Aug. 11 (0.75 ERA)...made the 600th appearance of his career Aug. 1 at Seattle...was on the bereavement list from Aug. 31 to Sept. 2...finished August with a 1.86 ERA in 12 appearances and now has a 1.75 ERA (18 er in 92.1 ip) in 99 career games in the month...then posted a 1.50 ERA in seven outings in September.

## CAREER

**2010**—Started the season as the closer with Los Angeles (AL) but finished it in a set-up role with Minnesota following a late August trade...combined for a 4-1 record, 24 saves and a 2.81 ERA in 48 relief appearances...allowed a .181 opponents batting average, which ranked fifth lowest among American League relievers...it was his lowest mark since posting a .171 opponents average in 10 games in his rookie season of 2001...issued 20 walks for a .273 opponents on-base percentage, which is a career low...first batters faced hit .122, which was fifth lowest in the AL...his opponents batting average broke down to .128 against left-handed hitters and .202 against right-handers...allowed just one extra base hit to lefties (double) for a .149 slugging percentage...righties slugged .403...posted a 4.26 ERA and .219 opponents batting average in 26 outings before the All-Star Break, a 1.19 ERA and .133 opponents average in 22 appearances after the break...converted 24 of 28 (85.7%) save opportunities and allowed 1 of 3 (33.3%) inherited runners to score...compiled a 0.90 ERA in 10 outings on no days rest...yielded a .144 average with the bases empty, .239 with runners on...started the season on the Angels' roster as the closer...made his first appearance Opening Day, April 5 vs. Minnesota, saving the game with a scoreless ninth inning...was placed on the disabled list the next day with a strained muscle in his back...made one rehab start with Single-A Rancho Cucamonga before he was reinstated April 21...suffered the loss with a blown save that day against Detroit, allowing two runs in 0.2 innings...converted nine straight save opportunities from June 3 to July 1...allowed just one earned run over a 20-game stretch from June 22 to Aug. 21 (20.0 ip, 0.45 ERA), including 12 consecutive scoreless appearances from June 22-July 25 (12.0 ip)...converted eight consecutive save opportunities, July 9 to Aug. 10 before being traded to Minnesota for a player to be named later, Aug. 27...ranked 10th in the AL in saves at the time of the trade...earned a one-out save in his first appearance with the Twins Aug. 28 at Seattle, striking out his only batter, Russell Branyan...appeared in five games for the Twins (4.1 ip) before allowing his first hit, Sept. 22 vs. Cleveland...pitched a career-high tying 2.0 innings Sept. 25 at Detroit...allowed just three earned runs in his final 30 appearances (30.2 ip) after June 21 for an ERA of 0.88...held opponents to a .139 batting average in that span with no home runs...did not allow a run with the Twins in nine appearances (9.2 ip)...did not allow a run in two American League Division Series appearances against New York (2.2 ip, 1 h, 2 so).

**2009**—In first season as an Angel, was 1-5 with 48 saves (55 chances) and a 3.93 ERA in 65 games...the saves led the Majors and ranked second most in Angels' history...became just the second left-hander in Major League history to have a 30-save season in both leagues (Randy Myers)...set an American League record for most saves by a pitcher in his first season with a team...broke the mark of 45 set by Joe Borowski (Cleveland, 2007)...made his Angels' debut, April 6 vs. Oakland, earning the save with a perfect ninth...tossed 17.0 consecutive scoreless innings from June 4 to July 23, posting a 1-0 record with 17 saves during that span...was named to his fourth All-Star team, his first for the AL squad, but did not make an appearance...recorded his 500th career strikeout, June 4 at Toronto...appeared in five post-season games, converting 3 of 4 save opportunities...tossed 1.2 scoreless innings while registering two saves in the Division Series vs. Boston...in the League Championship Series vs. New York, appeared in three games, posting a 3.00 ERA with one save in two chances...blew his first save opportunity, giving up a solo home run to Alex Rodriguez in the 11th inning of Game 2.

**2008**—Reemerged as the Rockies closer and went 1-5 with 30 saves and a 2.73 ERA...tied for sixth among National League relievers in saves...finished the season as the Rox all-time franchise leader in

saves (115)...converted each of his last 17 save opportunities...went 24-for-his-last 25 in save opportunities and was 30-for-34 in saves overall...his 88.2 save percentage tied for second in the NL...struck out 54 of the final 118 batters he faced from July 3 through the end of the season...overall, averaged 11.78 strikeouts per nine innings, the third-best mark among NL relievers...finished the season as the Rockies' all-time leader in strikeouts by a reliever (470)...retired 23 consecutive batters from July 3-23, a new franchise record...allowed just five earned runs in the second half (1.75 ERA) after allowing 17 runs, 14 earned, prior to the All-Star Break...limited left-handed hitters to a .184 batting average...notched his 100th career save July 17 vs. Pittsburgh, striking out the side...recorded his 103rd career save July 30 at Pittsburgh, becoming the Rockies' all-time franchise saves leader...passed Jose Jimenez (102 saves from 2000-03).

**2007**—Started the season as Colorado's closer, but by season's end was pitching primarily in the eighth inning...went 3-5 with a 3.08 ERA in 64 relief appearances, converting 20 of 27 save opportunities...named to the National League All-Star team for the third straight season, but was replaced on the roster due to a mild lat strain...held opposing batters to a .206 average, including .204 by lefties and .207 by righties...compiled a 3-1 record with a 1.72 ERA in 32 outings at home...retired 19 consecutive batters over a seven-game span from April 9-22...recorded 11 May saves, which tied for the major league lead and set a franchise record for any single month...posted a 0.81 ERA in 23 games from April 29-June 21...placed on the 15-day disabled list July 13 retroactive to July 4 with a mild strain of his left latissimus dorsi muscle (left lat)...reinstated Aug. 14 and posted a 1.52 ERA in his final 24 games...appeared in 10 of 11 postseason contests and was 1-0 with a 6.52 ERA...did not allow a run over his first six contests, but was charged with seven runs in 4.1 innings over his next four outings...appeared in all four NLCS contests vs. Arizona...gave up a three-run home run to Chris Snyder in his final appearance Oct. 15...made three outings during the Fall Classic and combined to allow four runs in 3.2 frames...made his World Series debut in Game 2, Oct. 25 at Fenway Park, tossing 2.0 scoreless innings (1 h).

**2006**—In his first full season as a closer with Colorado, posted his second consecutive 30-save campaign, ranking seventh in the league in that category...went 3-4 with a 3.44 ERA in 66 relief appearances, converting 30 of 36 save opportunities...became the first pitcher in franchise history with multiple 30-save seasons...selected to the All-Star Game roster for the second consecutive season, making his first career All-Star appearance with a scoreless sixth inning July 11 in Pittsburgh...had 73 strikeouts, which tied for eighth-most among National League relievers...opposing batters hit just .209, which ranked fifth lowest...was a member of Team USA in the World Baseball Classic, posting three strikeouts in 2.1 innings...combined with Jason Jennings and Tom Martin on the first one-hitter in Rockies franchise history June 20 vs. Oakland...was selected to pitch for a team of MLB players touring Japan from Nov. 2-8, making two appearances...tossed a shutout ninth inning to save MLB's 8-6 win Nov. 4 in Tokyo...blew the save in his final game Nov. 8 in Fukuoka, allowing one run on three hits in 0.2 innings.

**2005**—Spent the season in the Rockies' bullpen, emerging as one of the National League's top closers after being moved to that role in mid-May...was the team's lone All-Star representative...was selected to the National League team in his first career appearance on an All-Star roster for the July 12 game in Detroit...did not appear in the game...went 2-5 with a 2.91 ERA in 78 relief appearances...finished the year with 31 saves, which was ninth-most in the NL...was successful in 31 of 34 (91.2%) save opportunities, which ranked sixth in the majors...converted each of his final 17 save chances beginning July 25, setting a single season franchise record...led the Rockies with 78 appearances, which tied for fourth-most in the NL...had 91 strikeouts, which was the second-highest total among NL relievers...opposing batters hit just .218...established career highs in games and strikeouts...lefties hit just .167.

**2004**—Missed 62 games with a strained back muscle and landed on the disabled list for the first time in his major league career, June 7 to Aug. 14...when healthy, was used primarily in late situations, never making an appearance before the seventh inning...finished with the highest ERA (5.64) of his professional career but still had 48 strikeouts in 44.2 innings...made Colorado's Opening Day roster for the second straight year and began the season by pitching scoreless baseball in 14 of his first 16 appearances...was especially tough on left-handed batters before the back injury, holding them to a .143 clip throughout April and May...after a rehab stint at Triple-A Colorado Springs from Aug. 3-14, returned to the Rockies and made four appearances in his first week back.

**2003**—Led the Rockies’ staff in ERA (2.75), opponents average (.231) and relief innings (75.1) and tied for the team lead in appearances (75)...the opposition hit just .205 with runners on base...totaled 82 strikeouts in 75.1 innings (9.8 per nine innings)...was 4-for-6 in save opportunities...held right-handed batters to a .227 average and left-handers to a .238 mark with only one home run...retired 52 of 75 first batters faced (.693) and stranded 76% of his inherited runners (31 of 41)...was on his first Opening Day roster and was with the club all season...had at least one strikeout in 13 straight appearances from April 23-May 26, during which he posted 21 strikeouts in 13.0 innings...was named “co-closers” in late June...notched his first Major League save July 2 vs. Arizona...did not allow a run during the entire month of August, covering 13 games and 13.0 innings.

**2002**—Split time between Triple-A Colorado Springs and the Rockies...with Colorado, he retired 20 of 31 first batters faced...allowed 6 of 16 (37.5%) inherited runners to score...limited righties to a .155 average but lefties hit .381...opened the season at Colorado Springs, appearing in 21 games before being recalled May 29...after three games with the Rockies, was optioned to Colorado Springs June 5...recalled just two days later June 7...saw action in four interleague contests before again being optioned back to Triple-A June 18...called up for the third time July 5 and was sent down after seven appearances, July 30...recalled for the fourth and final time Aug. 23 and was stellar the rest of the year...from Aug. 23 to Sept. 26, yielded just three earned runs in 16.2 innings (1.62 ERA)...tied a club record by recording five consecutive strikeouts Sept. 21 vs. Arizona.

**2001**—Spent most of season at Triple-A Tacoma but had two stints at the major league level with Seattle...made the transition from starter to reliever...recalled from Tacoma May 31 and made his Major League debut June 2 vs. Tampa Bay in relief (0.2 ip)...made three more relief appearances, earning his first win June 12 at Colorado...optioned to Tacoma June 15 and recalled June 23...after six more games with the Mariners, was optioned to Tacoma July 20, where he remained for the rest of the year...went on the Rainiers’ disabled list with a left shoulder strain Aug. 26 and was reinstated Sept. 17...at Triple-A, had 70 strikeouts in 52.0 innings (12.11 strikeouts per nine innings).

**2000**—Remained at Double-A New Haven for the second straight year...led Eastern League starters with 9.80 strikeouts per nine innings...was second in the league with 152 strikeouts...also tied for third in losses (12) and tied for fifth in walks (70)...tossed a two-hitter Aug. 3 at Akron, his lone career complete game...helped the Ravens win the Eastern League title, going 2-0 with a 2.45 ERA in a pair of postseason starts (11.0 ip, 8 h, 3 r, 3 er, 4 bb, 17 so).

**1999**—Spent the entire season with New Haven...recorded a season-high 10 strikeouts April 21 at Trenton (6.0 ip)...won back-to-back starts, April 21 at Trenton and April 27 at New Britain...was on the disabled list, June 9-Aug. 21...his only relief appearance was his first outing off the DL.

**1998**—Began the year on the disabled list (April 2-20) with left shoulder tendinitis...rebounded to start 22 games for Single-A Lancaster with two relief appearances...finished second in the California League in walks (81) and third in strikeouts per nine innings among starters (10.56)...had 12 strikeouts in three separate starts, May 16 vs. High Desert, July 7 vs. Visalia and Aug. 19 vs. San Bernardino.

**1997**—Started 22 games with Wisconsin...had 153 strikeouts in 118.2 innings...beat Quad City 1-0 July 28, posting 12 strikeouts in 8.0 innings...retired the first 12 batters and had faced the minimum 20 hitters before allowing a single with two outs in the seventh inning...it was the only hit he yielded.

**1996**—Spent his first professional season with Everett...recorded 26 strikeouts in 26.2 innings pitched.

## **PERSONAL/MISCELLANEOUS**

Brian Christopher Fuentes was originally signed by Mariners’ scout Rodney Davis...graduated from Merced Junior College in 1996 where he was a two-time all-league performer...played for the United States in the inaugural World Baseball Classic in 2006...was given the nickname “Tito” by his high school baseball coach...married, Barbara...has four children: Giovanni, Benicio & Gabriella (twins), and Farrah.

## LIFETIME PITCHING RECORD

Year	Club	W	L	ERA	G	GS	CG	SHO	SV	IP	H	R	ER	HR	HB	BB	IBB	SO	WP	BK	
1996	Everett	0	1	4.39	13	2	0	0	0	26.2	23	14	13	2	0	13	0	26	5	0	
1997	Wisconsin	6	7	3.56	22	22	0	0	0	118.2	84	52	47	6	8	59	0	153	11	3	
1998	Lancaster	7	7	4.17	24	22	0	0	0	118.2	121	73	55	8	9	81	0	137	14	2	
1999	New Haven	3	3	4.95	15	14	0	0	0	60.0	53	36	33	5	11	46	0	66	1	1	
2000	New Haven	7	12	4.51	26	26	1	0	0	139.2	127	80	70	7	13	70	0	152	14	0	
2001	Tacoma	3	2	2.94	35	0	0	0	6	52.0	35	19	17	4	6	25	0	70	3	0	
	SEATTLE	1	1	4.63	10	0	0	0	0	11.2	6	6	6	2	3	8	0	10	1	0	
2002	Colorado Springs	3	3	3.70	41	0	0	0	1	48.2	44	25	20	0	4	32	1	61	3	2	
	COLORADO	2	0	4.73	31	0	0	0	0	26.2	25	14	14	4	3	13	0	38	1	0	
2003	COLORADO	3	3	2.75	75	0	0	0	4	75.1	64	24	23	7	6	34	2	82	2	1	
2004	COLORADO	2	4	5.64	47	0	0	0	0	44.2	46	30	28	5	4	19	6	48	3	0	
	Colorado Springs	0	0	0.00	5	5	0	0	0	5.0	1	0	0	0	0	3	0	6	0	0	
2005	COLORADO	2	5	2.91	78	0	0	0	31	74.1	59	25	24	6	10	34	4	91	8	0	
2006	COLORADO	3	4	3.44	66	0	0	0	30	65.1	50	25	25	8	6	26	4	73	6	0	
2007	COLORADO	3	5	3.08	64	0	0	0	20	61.1	46	26	21	6	7	23	0	56	2	0	
	Asheville	0	0	0.00	1	0	0	0	0	1.0	0	0	0	0	0	0	0	2	0	0	
	Colorado Springs	0	0	0.00	2	1	0	0	0	2.0	2	0	0	0	0	0	0	2	0	0	
2008	COLORADO	1	5	2.73	67	0	0	0	30	62.2	47	22	19	3	1	22	1	82	1	0	
2009	LOS ANGELES (AL)	1	5	3.93	65	0	0	0	48	55.0	53	24	24	6	5	24	2	46	1	0	
2010	LOS ANGELES (AL)	4	1	3.52	39	0	0	0	23	38.1	28	17	15	5	1	18	1	39	2	1	
	Rancho Cucamonga	0	0	0.00	1	1	0	0	0	1.0	0	0	0	0	0	0	0	1	0	0	
	MINNESOTA	0	0	0.00	9	0	0	0	1	9.2	3	0	0	0	0	1	2	0	8	1	0
2011	OAKLAND	2	8	3.70	67	0	0	0	12	58.1	52	30	24	6	4	20	5	42	2	0	
<b>AL Totals</b>		<b>8</b>	<b>15</b>	<b>3.59</b>	<b>190</b>	<b>0</b>	<b>0</b>	<b>0</b>	<b>84</b>	<b>173.0</b>	<b>142</b>	<b>77</b>	<b>69</b>	<b>19</b>	<b>14</b>	<b>72</b>	<b>8</b>	<b>145</b>	<b>7</b>	<b>1</b>	
<b>NL Totals</b>		<b>16</b>	<b>26</b>	<b>3.38</b>	<b>428</b>	<b>0</b>	<b>0</b>	<b>0</b>	<b>115</b>	<b>410.1</b>	<b>337</b>	<b>166</b>	<b>154</b>	<b>39</b>	<b>37</b>	<b>171</b>	<b>17</b>	<b>470</b>	<b>23</b>	<b>1</b>	
<b>ML Totals</b>		<b>24</b>	<b>41</b>	<b>3.44</b>	<b>618</b>	<b>0</b>	<b>0</b>	<b>0</b>	<b>199</b>	<b>583.1</b>	<b>479</b>	<b>243</b>	<b>223</b>	<b>58</b>	<b>51</b>	<b>243</b>	<b>25</b>	<b>615</b>	<b>30</b>	<b>2</b>	

## CAREER TRANSACTIONS

**1995** — Selected by the Seattle Mariners organization in the 25th round of the June draft. **2001** — Traded to the Colorado Rockies with pitchers Jose Paniagua and Denny Stark for infielder Jeff Cirillo, December 15. **2004** — On disabled list, June 7 to August 14; included rehabilitation assignment to Colorado Springs, August 3 to 14. **2007** — On disabled list, July 4 to August 13; included rehabilitation assignments to Asheville, July 17 to 18, and Colorado Springs, August 10 to 13. **2008** — Elected free agency, November 1. **2009** — Signed by the Los Angeles Angels, January 5. **2010** — On disabled list, April 6 to 20; included rehabilitation assignment to Rancho Cucamonga, April 19 to 20. Traded to the Minnesota Twins for a player to be named later (pitcher Loek Van Mil on Sept. 1), August 27. Elected free agency, November 1. **2011** — Signed by the Oakland Athletics, January 19.

## DIVISION SERIES RECORD

Year	Club/Opp.	W	L	ERA	G	GS	CG	SHO	SV	IP	H	R	ER	HR	HB	BB	IBB	SO	WP	BK
2007	COL vs. PHI	1	0	0.00	3	0	0	0	0	2.1	1	0	0	0	0	3	0	4	1	0
2009	LAA vs. BOS	0	0	0.00	2	0	0	0	2	1.2	0	0	0	0	0	1	0	0	0	0
2010	MIN vs. NYY	0	0	0.00	2	0	0	0	0	2.2	1	0	0	0	0	0	0	2	0	0
<b>Totals</b>		<b>1</b>	<b>0</b>	<b>0.00</b>	<b>7</b>	<b>0</b>	<b>0</b>	<b>0</b>	<b>2</b>	<b>6.2</b>	<b>2</b>	<b>0</b>	<b>0</b>	<b>0</b>	<b>0</b>	<b>4</b>	<b>0</b>	<b>6</b>	<b>1</b>	<b>0</b>

## LEAGUE CHAMPIONSHIP SERIES RECORD

Year	Club/Opp.	W	L	ERA	G	GS	CG	SHO	SV	IP	H	R	ER	HR	HB	BB	IBB	SO	WP	BK
2007	COL vs. ARI	0	0	7.36	4	0	0	0	0	3.2	7	3	3	1	0	0	0	6	0	0
2009	LAA vs. NYY	0	0	3.00	3	0	0	0	1	3.0	1	1	1	1	1	3	2	3	0	0
<b>Totals</b>		<b>0</b>	<b>0</b>	<b>5.40</b>	<b>7</b>	<b>0</b>	<b>0</b>	<b>0</b>	<b>1</b>	<b>6.2</b>	<b>8</b>	<b>4</b>	<b>4</b>	<b>2</b>	<b>1</b>	<b>3</b>	<b>2</b>	<b>9</b>	<b>0</b>	<b>0</b>

## WORLD SERIES RECORD

Year	Club/Opp.	W	L	ERA	G	GS	CG	SHO	SV	IP	H	R	ER	HR	HB	BB	IBB	SO	WP	BK
2007	COL vs. BOS	0	0	9.82	3	0	0	0	0	3.2	6	4	4	1	0	2	0	1	0	0

## ALL-STAR GAME RECORD

Year	Club/Site	W	L	ERA	G	GS	CG	SHO	SV	IP	H	R	ER	HR	HB	BB	IBB	SO	WP	BK	
2005	NL/Det.																				(Did not pitch)
2006	NL/Pit.	0	0	0.00	1	0	0	0	0	1.0	0	0	0	0	0	0	0	1	0	0	
2007	NL/S.F.																				(Did not pitch)
2009	AL/StL.																				(Did not pitch)

2012 ATHLETICS

# WORLD BASEBALL CLASSIC RECORD

Year	Club	W	L	ERA	G	GS	CG	SHO	SV	IP	H	R	ER	HR	HB	BB	IBB	SO	WP	BK
2006	United States	0	0	0.00	3	0	0	0	0	2.1	1	0	0	0	0	0	0	3	0	0

## VS. THE AMERICAN LEAGUE

2011		CAREER												
ERA	W	L	S	G	IP	ER	vs. TEAM	ERA	W	L	S	G	IP	ER
0.00	0	0	2	3	2.2	0	Baltimore	2.45	0	0	10	12	11.0	3
0.00	0	0	0	4	4.0	0	Boston	4.22	0	1	2	12	10.2	5
6.75	0	0	2	4	4.0	3	Chicago	3.86	0	1	8	15	14.0	6
10.13	0	1	0	3	2.2	3	Cleveland	6.28	1	2	4	17	14.1	10
6.23	0	1	0	4	4.1	3	Detroit	4.08	0	3	5	17	17.2	8
2.25	0	2	4	4.0	1	0	Kansas City	1.59	1	0	13	23	22.2	4
1.69	1	1	0	6	5.1	1	Los Angeles	1.23	1	0	8	8	7.1	1
0.00	0	1	2	4	4.0	0	Minnesota	0.00	1	1	4	9	9.1	0
2.08	0	0	0	5	4.1	1	New York	2.89	0	1	6	12	9.1	3
—	0	0	0	0	0.0	0	Oakland	2.81	0	2	11	17	16.0	5
5.06	0	1	1	6	5.1	3	Seattle	3.72	2	1	8	21	19.1	8
3.00	1	0	0	4	3.0	1	Tampa Bay	6.23	1	0	2	11	8.2	6
2.84	0	0	1	9	6.1	2	Texas	3.15	0	0	10	22	20.0	7
0.00	0	0	1	2	2.0	0	Toronto	3.24	1	1	3	9	8.1	3

## BALLPARK BREAKDOWN

	ERA	W	L	S	G	IP	ER
Angel Stadium	4.10	6	5	35	59	52.2	24
AT&T Park	4.18	0	4	15	29	23.2	11
Ballpark in Arlington	4.82	0	0	2	9	9.1	5
Busch Stadium	0.00	0	0	2	5	4.2	0
Busch Stadium I	0.00	0	0	1	5	4.2	0
Camden Yards	4.26	0	0	6	7	6.1	3
Chase Field	2.93	0	1	9	29	27.2	9
Citi Field	5.40	0	0	0	2	1.2	1
Citizens Bank Park	1.69	0	1	2	7	5.1	1
Comerica Park	2.35	0	1	2	7	7.2	2
Coors Field	3.39	12	11	57	228	225.1	85
Dodger Stadium	1.98	1	1	11	29	27.1	6
Fenway Park	3.86	0	1	1	8	7.0	3
Great American Ball Park	9.95	0	3	2	7	6.1	7
Kauffman Stadium	1.64	0	0	7	10	11.0	2
Metrodome	0.00	0	0	0	1	1.1	0
Miller Park	1.29	0	0	2	7	7.0	1
Minute Maid Park	14.09	0	3	1	8	7.2	12
Nationals Park	0.00	0	0	1	1	1.0	0
O.co Coliseum	4.05	1	4	12	40	33.1	15
Olympic Stadium	0.00	0	0	0	3	3.0	0
PETCO Park	3.66	0	2	4	21	19.2	8
PNC Park	2.35	1	0	2	8	7.2	2
Progressive Field	1.69	0	0	1	4	5.1	1
Qualcomm Stadium	1.42	0	0	0	6	6.1	1
RFK Stadium	3.00	0	0	3	3	3.0	1
Rogers Centre	6.23	0	1	2	5	4.1	3
Safeco Field	1.20	1	1	5	16	15.0	2
Shea Stadium	1.59	0	0	0	6	5.2	1
Sun Life Stadium	4.50	1	0	3	8	6.0	3
Target Field	0.00	0	0	2	6	6.1	0
Tropicana Field	0.00	0	1	3	2.2	0	0
Turner Field	2.08	0	0	1	5	4.1	1
U.S. Cellular Field	3.97	0	0	6	11	11.5	5
Veterans Stadium	0.00	0	0	0	1	0.1	0
Wrigley Field	5.63	0	1	1	9	8.0	5
Yankee Stadium	8.10	0	1	0	5	3.1	3

## VS. THE NATIONAL LEAGUE

2011		CAREER												
ERA	W	L	S	G	IP	ER	vs. TEAM	ERA	W	L	S	G	IP	ER
54.00	0	0	0	1	0.1	2	Arizona	3.55	3	4	13	58	58.1	23
—	0	0	0	0	0.0	0	Atlanta	1.76	0	0	4	15	15.1	3
—	0	0	0	0	0.0	0	Chicago	4.70	0	1	3	16	15.1	8
—	0	0	0	0	0.0	0	Cincinnati	4.76	0	3	7	17	17.0	9
—	0	0	0	0	0.0	0	Colorado	0.00	1	0	2	4	4.2	0
0.00	0	0	0	1	1.0	0	Florida	2.76	1	0	4	18	16.1	5
—	0	0	0	0	0.0	0	Houston	11.20	0	3	5	15	13.2	17
—	0	0	0	0	0.0	0	Los Angeles	2.11	3	2	17	57	55.1	13
—	0	0	0	0	0.0	0	Milwaukee	0.77	0	0	4	13	11.2	1
5.40	0	0	0	2	1.2	1	New York	1.56	0	0	2	18	17.1	3
13.50	0	1	0	1	0.2	1	Philadelphia	0.87	1	1	2	14	10.1	1
—	0	0	0	0	0.0	0	Pittsburgh	2.00	1	1	5	18	18.0	4
—	0	0	0	0	0.0	0	St. Louis	3.79	1	1	5	20	19.0	8
—	0	0	0	0	0.0	0	San Diego	5.02	1	4	13	59	57.1	32
6.75	0	2	1	4	2.2	2	San Francisco	3.88	2	6	21	55	48.2	21
—	0	0	0	0	0.0	0	Washington	3.31	2	1	6	16	16.1	6

## MONTHLY BREAKDOWN

2011		CAREER												
ERA	W	L	S	G	IP	ER	by MONTH	ERA	W	L	S	G	IP	ER
4.15	1	2	7	12	13.0	6	April	3.57	3	7	26	96	93.1	37
5.23	0	5	4	13	10.1	6	May	3.10	4	9	39	107	98.2	34
4.63	0	1	1	12	11.2	6	June	3.82	3	10	40	107	101.1	43
3.52	1	0	0	11	7.2	3	July	4.68	6	4	32	92	84.2	44
1.86	0	0	0	12	9.2	2	August	1.75	3	2	32	99	92.1	18
1.50	0	0	0	7	6.0	1	September	3.79	5	9	28	113	109.1	46
—	0	0	0	0	0.0	0	October	2.45	0	0	2	4	3.2	1

## PITCHING BREAKDOWN

2011		CAREER												
ERA	W	L	S	G	IP	ER	by CATEGORY	ERA	W	L	S	G	IP	ER
5.19	1	4	4	32	26.0	15	Home	3.64	17	20	96	323	306.2	124
2.51	1	4	8	35	32.1	9	Road	3.22	7	21	103	295	276.2	99
1.67	1	1	7	31	27.0	5	Day	3.72	12	9	52	215	201.0	83
5.46	1	7	5	36	31.1	19	Night	3.30	12	32	147	403	382.1	140
4.82	1	8	12	41	37.1	20	Pre-ASG	3.81	12	27	118	346	325.2	138
1.71	1	0	0	26	21.0	4	Post-ASG	2.97	12	14	81	272	257.2	85
—	0	0	0	0	0.0	0	Starter	—	0	0	0	0	0.0	0
3.70	2	8	12	67	58.1	24	Reliever	3.44	24	41	199	618	583.1	223

## FIELDING STATISTICS

Pitcher	Year	Pct.	G	PO	A	E	TC	DP
2001	1,000	10	1	3	0	4	0	
2002	.800	31	2	2	1	5	0	
2003	.923	75	3	9	1	13	1	
2004	.857	47	0	6	1	7	0	
2005	1,000	78	0	8	0	8	0	
2006	.875	66	1	6	1	8	0	
2007	.857	64	0	6	1	7	0	
2008	1,000	67	1	9	0	10	0	
2009	1,000	65	1	6	0	7	0	
2010	1,000	48	0	5	0	5	0	
2011	.909	67	1	9	1	11	0	
<b>Totals</b>	<b>.929</b>	<b>618</b>	<b>10</b>	<b>69</b>	<b>6</b>	<b>85</b>	<b>1</b>	

**Low Hit Complete Game:** None  
**Innings Pitched:** 2.0 (15 times), last: June 4, 2011 at Boston  
**Strikeouts:** 5 (twice), last: June 15, 2005 at Cleveland  
**Longest Winning Streak:** 4 (twice), last: April 28 to August 11, 2010  
**Longest Losing Streak:** 6 (twice), last: May 3 to June 24, 2011  
**Longest Scoreless Streak:** 17.0, June 4 to July 23, 2009

A'S 2011 AT A GLANCE

Season High.....	19-17/22-20 (May 9/May 17)	Leading After 8th .....	65-2
Season Low.....	69-86 (September 21)	Tied After 7th .....	5-11
April .....	13-14	Tied After 8th .....	4-13
May.....	14-15	Trailing After 7th.....	8-72
June.....	9-17	Trailing After 8th.....	5-73
July .....	13-13	Commit No Errors.....	39-33
August .....	11-17	Commit 1 or More Errors.....	35-55
September.....	14-12	More HR Than Opp.....	34-13
Home Series.....	11-11-4	Fewer HR Than Opp.....	18-44
Road Series.....	8-14-4	Same Total HR of Opp.....	22-31
Series Sweeps.....	4-8	Starter Pitches 7 or More.....	39-23
First Game of Series.....	20-32	Starter Pitches Less Than 7 .....	35-65
Last Game of Series.....	28-24	When Scoring 4 or More.....	59-25
A's Score First.....	51-22	When Scoring Less Than 4 .....	15-63
Opponent Scores First.....	23-66	Last At Bat .....	12-20
Leading After 7th .....	61-5	Different Lineups .....	140



**RIGHT-HANDED PITCHER****Height/Weight:** 6-3 / 204**Bats/Throws:** Right / Right**Birthdate:** August 9, 1984**Opening Day Age:** 27**Birthplace/Resides:** Tampa, Florida / Birmingham, Alabama**Major League Service:** 43 days**Obtained:** Acquired from the Toronto Blue Jays with pitcher Kristian Bell for infielder Marco Scutaro, November 18, 2007**Contract Status:** First year of a one-year contract through 2012.**CAREER HIGHLIGHTS**

Made his Major League debut with the A's in 2011 and was 1-2 with a 3.96 ERA in five games, four starts...is 40-34 with a 4.12 ERA (296 er in 647.0 ip) in 129 games, 112 starts, in five minor league seasons...led the Pacific Coast League and tied for fifth in all of minor league baseball with 14 wins at Sacramento in 2011...was honored as the A's Organizational Pitcher of the Year in 2011...was also named to the *Baseball America* Triple-A All-Star Team that year...was a Texas League Midseason and Postseason All-Star at Midland in 2009...was a member of league champions at Midland in 2009 and Stockton (California League) in 2008...was originally drafted by Toronto in the 34th round of the 2006 draft...was traded to the Oakland organization in the Marco Scutaro deal following the 2007 season.

**2011 HIGHLIGHTS**

Made his Major League debut in 2011 and was 1-2 with a 3.96 ERA in five games, four starts, over three stints with the A's...walked just five batters in 25.0 innings (1.80 walks per nine innings)...allowed a .305 batting average, which included a .267 (16 for 60) mark against left-handed hitters and .356 (16 for 45) against right-handers...allowed seven of his 10 extra-base hits to righties for a .600 slugging percentage...yielded a .457 slugging percentage overall...opponents hit .353 with the bases empty, .259 with runners on...allowed a .222 average with runners in scoring position...had a .381 opponents average and all three of his home runs the first time through the lineup, .254 after that...held the first three hitters in the batting order to a .176 batting average but allowed a .474 average to the opponents four, five and six hitters...opponents were 13-for-25 (.520) with a walk when leading off an inning...was 1-2 with a 4.71 ERA in his four starting assignments...tossed 4.0 scoreless innings in his only relief appearance...the A's were 2-2 in his starting assignments...tossed six or more innings in one of his starts, allowed two runs or fewer once and walked two batters or fewer all four times...made four starts for Escobido in the Dominican Winter League following the season and was 1-0 with a 3.31 ERA

**OAKLAND:** Was selected from Triple-A Sacramento June 10 and made his Major League debut with a start that day at Chicago (AL)...allowed five runs on nine hits in 4.1 innings but had a no decision in the A's 7-5 win...the hits were the most by an A's pitcher in his debut since April 10, 1983 when Bill Krueger yielded nine at California...was the 42nd pitcher in Oakland history to start in his debut...struck out Gordon Beckham in the first inning for his first big league strikeout...was credited with his first ML win in his second start June 17 against San Francisco, outdueling two-time Cy Young Award winner Tim Lincecum...allowed two runs on six hits in a career-high 7.0 innings...then took the loss June 23 at New York (NL)...was moved to the bullpen after going 1-1 with a 4.24 ERA in three starts but did not pitch again before he was optioned to Sacramento July 7...returned to start the second game of the double-header Aug. 27 at Boston and allowed three runs on six hits in 4.0 innings for the loss...was sent back to Sacramento Aug. 29, then returned to Oakland Sept. 17 when the River Cats season ended...made just one more appearance with the A's and it came in relief of Rich Harden Sept. 20 against Texas...tossed 4.0 scoreless innings, matching the longest outing by an A's reliever in 2011.

**MINORS:** Began the season at Double-A Midland and made one start, a no decision in a 10-2 win over Arkansas April 7...allowed two unearned runs in 4.0 innings and struck out six...was promoted to Sacramento April 12 and went 14-3 with a 2.68 ERA in 19 games, 18 starts with the River Cats...led the Pacific Coast League and tied for fifth in all of minor league baseball in wins...did not have enough innings pitched to qualify for the league leaders, but his ERA would have been second best in the PCL...combined for a 2.59 ERA with Sacramento and Midland, which was the lowest ERA in the A's farm

system...also led the A's farm system in wins (14)...his wins were a career-high and his ERA was the lowest of his career...was named the A's Organizational Pitcher of the Year and was also named to the *Baseball America* Triple-A All-Star Team...led Sacramento in wins and ranked second in strikeouts (89)...allowed just six home runs in 107.1 innings, an average of 0.50 per nine innings...allowed a .227 opponents batting average, which included a .223 (43 for 193) mark against left-handed hitters and .230 (49 for 213) against right-handers...held the opposition to a .198 batting average when leading off an inning and .146 with runners in scoring position and two outs...four of the six home runs he allowed were solo shots...the River Cats were 13-5 (.722) in his starting assignments...tossed six or more innings in 11 of his 18 starts, allowed two runs or fewer 13 times and walked two batters or fewer 15 times...had a no decision in his first start with Sacramento April 12 but then won each of his next four starts from April 17 to May 5...had a 1.82 ERA and .186 opponents batting average over that stretch...was placed on the disabled list May 6 with a sprained right wrist...was reinstated May 19 and lost that day against Oklahoma City...won each of his next three starts and was 7-1 with a 2.50 ERA in nine starts when he was promoted to Oakland June 10...optioned back to Sacramento July 7 and made his only relief appearance with the River Cats July 8 at Las Vegas...tossed 4.0 scoreless and hitless innings for the win...allowed a season-high nine hits in 5.0 innings in a 4-3 loss to Salt Lake July 20...tossed a season-high tying 7.0 innings and struck out a season-high eight in back-to-back wins July 25 against Reno and July 31 against Colorado Springs...allowed a season-high six runs on a season-high tying three walks in a 7-6 loss at Iowa Aug. 10...promoted to Oakland again Aug. 27 but was back at Sacramento for a final regular season start Sept. 1 against Las Vegas...allowed one run in 6.0 innings for his 14th win...then went 0-1 with a 5.73 ERA and .340 opponents batting average in two postseason starts (11.0 ip, 16 h, 7 r, 7 er, 5 bb, 4 so, 2 hr).

## CAREER

**2010**—Spent most of the season with Triple-A Sacramento although he did make five appearances with Double-A Midland in August...combined for a 4-8 record and a 5.33 ERA in 29 games, 20 starts...struck out 103 batters, which ranked 10th in the A's farm system...also walked a career-high 62 in 125.0 innings, an average of 4.46 per nine innings...allowed a .271 opponents batting average, which included a .251 mark against right-handed hitters and .294 against left-handers...was 3-7 with a 4.72 ERA in his 20 starting assignments and 1-1 with a 8.18 ERA in nine relief appearances...allowed 4 of 8 (50.0%) inherited runners to score...opponents were 8-for-16 (.500) with two grand slams and 21 RBI with the bases loaded...began the season at Sacramento and went 4-7 with a 5.59 ERA in 24 games, 16 starts, with the River Cats...struck out a season-high nine batters in 5.1 innings of relief against Reno April 19...went 2-3 with a 2.76 ERA in six starts in May...that was his only month under 5.00 with Sacramento...16 of his first 17 appearances were starts...was moved to the bullpen July 10 and was 4-7 with a 5.12 ERA in 21 games, 16 starts, when he was transferred to Midland Aug. 1...allowed three runs on a hit and four walks in 2.0 innings of relief Aug. 5 at Frisco before being sent back to Sacramento Aug. 8...made two relief appearances with the River Cats, allowing eight runs on 12 hits and four walks in 4.1 innings (16.62 ERA)...was sent back to Midland Aug. 12 and went 0-1 with a 3.24 ERA in four starting assignments...matched his season-high with nine strikeouts in his final regular season start Sept. 1 at San Antonio, tossing 6.0 shutout innings...then made two postseason starts for the RockHounds and was 0-1 with a 3.27 ERA (11.0 ip, 12 h, 4 r, 4 er, 3 bb, 5 so, 2 hr)...was 3-3 with a 1.93 ERA in 11 starts for San Juan in the Puerto Rican Winter League...tied for the league lead in games started, ranked second in ERA and innings pitched (56.0) and fourth in fewest walks per nine innings (2.09)...allowed just one home run in 56.0 innings.

**2009**—Spent the entire season in the starting rotation at Double-A Midland, going 11-8 with a 3.50 ERA in 28 starts...allowed just eight home runs in 159.1 innings, an average of 0.45 per nine innings...was named to the Texas League Postseason All-Star Team...led the league in innings pitched, tied for the lead in games started, tied for third in wins, ranked fifth in strikeouts (110) and was seventh in ERA...had career-highs in games started and innings pitched and matched his high in losses...also tossed his only professional complete game...led the A's farm system in innings pitched, ranked fourth in wins, fifth in ERA and eighth in strikeouts...topped Midland in wins, starts, innings pitched and strikeouts...allowed a .248 opponents batting average, which included a .229 mark against right-handed hitters and .268 against lefties...surrendered all eight of his home runs to righties...went 7-2 with a 2.42 ERA over a 12-start stretch from April 26 to June 22...struck out a season-high 11 May 27 at Northwest Arkansas...tossed his only complete game June 1 at Tulsa but allowed four runs on six hits in 8.0 innings in a 4-1

loss...named to the TL Midseason All-Star team...went 1-0 with a 3.55 ERA in two postseason starts to help the RockHounds to the Texas League Championship.

**2008**—Pitched primarily for Single-A Stockton in his first season in the Oakland organization, posting a 5-8 record with a 5.10 ERA in 29 games, 24 starts...also had two one-game stints with Sacramento, where he was 0-0 with a 4.05 ERA in two relief appearances (April 14 and June 23)...combined for a career-high 123 strikeouts, which ranked fifth in the A's farm system...also had career highs in losses (8), runs (93), earned runs (79), home runs (15) and hit batters (14)...led the California League in hit batters and ranked fifth among starting pitchers in strikeouts per nine innings (7.79)...allowed a .293 opponents batting average with the Ports, including .249 against right-handed hitters and .338 against left-handers...five of his first six appearances came in relief...each of his final 23 appearances were starts...his first win came May 28 against High Desert when he tossed 8.0 shutout innings and struck out a season-high nine...earned California League Pitcher of the Week honors for his effort...went 2-0 with a 1.38 ERA in two postseason starts for the Cal League Champion Ports.

**2007**—Was drafted by Toronto in the 34th round of the 2006 Draft but did not sign until Aug. 26, 2006...made his professional debut with Single-A Lansing of the Midwest League and was 6-7 with a 3.98 ERA in 21 starts...allowed a .302 opponents batting average, including .283 against right-handed hitters and .324 against left-handers...picked up his first professional win in his first start May 10 against Quad Cities (6.0 ip, 6 h, 2 r, 2 er, 3 so)...was on the disabled list from May 16-23 with a medial meniscus injury to his left knee.

### PERSONAL/MISCELLANEOUS

Graham H. Godfrey was originally signed by Toronto scout Marc Tramuta...attended the College of Charleston...went 8-2 with a 3.57 ERA in 16 games, 15 starts, in 2006...struck out 101 in 98.1 innings.

### LIFETIME PITCHING RECORD

Year	Club	W	L	ERA	G	GS	CG	SHO	SV	IP	H	R	ER	HR	HB	BB	IBB	SO	WP	BK
2007	Lansing	6	7	3.98	21	21	0	0	0	110.2	132	63	49	8	3	36	1	74	5	0
2008	Stockton	5	8	5.10	29	24	0	0	0	134.0	157	90	76	14	14	37	2	119	2	0
	Sacramento	0	0	4.05	2	0	0	0	0	6.2	6	3	3	1	0	2	0	4	0	0
2009	Midland	11	8	3.50	28	28	1	0	0	159.1	153	70	62	8	7	51	0	110	5	0
2010	Sacramento	4	7	5.59	24	16	0	0	0	106.1	108	76	66	9	8	53	3	87	4	0
	Midland	0	1	3.86	5	4	0	0	0	18.2	22	9	8	0	1	9	1	16	1	0
2011	Midland	0	0	0.00	1	1	0	0	0	4.0	3	2	0	0	0	1	0	6	0	0
	Sacramento	14	3	2.68	19	18	0	0	0	107.1	92	38	32	6	7	30	0	89	1	0
	OAKLAND	1	2	3.96	5	4	0	0	0	25.0	32	14	11	3	1	5	0	13	0	0
<b>ML Totals</b>		<b>1</b>	<b>2</b>	<b>3.96</b>	<b>5</b>	<b>4</b>	<b>0</b>	<b>0</b>	<b>0</b>	<b>25.0</b>	<b>32</b>	<b>14</b>	<b>11</b>	<b>3</b>	<b>1</b>	<b>5</b>	<b>0</b>	<b>13</b>	<b>0</b>	<b>0</b>
<b>Minor League Totals</b>		<b>40</b>	<b>34</b>	<b>4.12</b>	<b>129</b>	<b>112</b>	<b>1</b>	<b>0</b>	<b>0</b>	<b>647.0</b>	<b>673</b>	<b>351</b>	<b>296</b>	<b>46</b>	<b>40</b>	<b>219</b>	<b>7</b>	<b>505</b>	<b>18</b>	<b>0</b>

### CAREER TRANSACTIONS

**2006** — Selected by the Toronto Blue Jays organization in the 34th round of the First-Year Player Draft. **2007** — Traded to the Oakland Athletics with pitcher Kristian Bell for infielder Marco Scutaro, November 18.

### NINTH INNING COMEBACKS

Only once in Oakland history have the A's trailed by four or more runs heading into their last at bat and come back to win the game. On September 7, 2005, the A's trailed Seattle, 7-3, going into the bottom of the ninth at the Coliseum, but rallied for five runs in the inning for a 8-7 victory. The A's won the game when Eddie Guardado walked Nick Swisher with the bases loaded, scoring Jay Payton with the winning run. Prior to this contest, the last time the A's rallied from a deficit of four or more runs in their last at bat to win a game was on July 4, 1957 in the first game of a doubleheader against the Chicago White Sox. The A's trailed 4-0 heading into their last at bat, only to rally for five runs to pull out a 5-4 victory. Gus Zernial's single to left off Dixie Howell scored Hector Lopez and Joe DeMaestri with the tying and winning runs.

## VS. THE AMERICAN LEAGUE

2011		CAREER												
ERA	W	L	S	G	IP	ER	vs. TEAM	ERA	W	L	S	G	IP	ER
6.75	0	1	0	1	4.0	3	Boston	6.75	0	1	0	1	4.0	3
10.38	0	0	0	1	4.1	5	Chicago	10.38	0	0	0	1	4.1	5
0.00	0	0	0	1	4.0	0	Texas	0.00	0	0	0	1	4.0	0

## VS. THE NATIONAL LEAGUE

2011		CAREER												
ERA	W	L	S	G	IP	ER	vs. TEAM	ERA	W	L	S	G	IP	ER
3.18	0	1	0	1	5.2	2	New York	3.18	0	1	0	1	5.2	2
1.29	1	0	0	1	7.0	1	San Francisco	1.29	1	0	0	1	7.0	1

## MONTHLY BREAKDOWN

2011		CAREER												
ERA	W	L	S	G	IP	ER	by MONTH	ERA	W	L	S	G	IP	ER
4.24	1	1	0	3	17.0	8	June	4.24	1	1	0	3	17.0	8
6.75	0	1	0	1	4.0	3	August	6.75	0	1	0	1	4.0	3
0.00	0	0	0	1	4.0	0	September	0.00	0	0	0	1	4.0	0

## PITCHING BREAKDOWN

2011		CAREER												
ERA	W	L	S	G	IP	ER	by CATEGORY	ERA	W	L	S	G	IP	ER
0.82	1	0	0	2	11.0	1	Home	0.82	1	0	0	2	11.0	1
6.43	0	2	0	3	14.0	10	Road	6.43	0	2	0	3	14.0	10
3.18	0	1	0	1	5.2	2	Day	3.18	0	1	0	1	5.2	2
4.19	1	1	0	4	19.1	9	Night	4.19	1	1	0	4	19.1	9
4.24	1	1	0	3	17.0	8	Pre-ASG	4.24	1	1	0	3	17.0	8
3.38	0	1	0	2	8.0	3	Post-ASG	3.38	0	1	0	2	8.0	3
4.71	1	2	0	4	21.0	11	Starter	4.71	1	2	0	4	21.0	11
0.00	0	0	0	1	4.0	0	Reliever	0.00	0	0	0	1	4.0	0

## GODFREY' 2011 STARTS

Date	Opponent	Score	Dec	ERA	IP	H	R	ER	BB	SO	HR	#PIT
June 10	at Chicago (AL)	7-5	--	10.38	4.1	9	5	5	2	2	1	90
June 17	San Francisco	5-2	W	4.76	7.0	6	2	1	0	3	1	96
June 23	at New York (NL)	1-4	L	4.24	5.2	6	4	2	2	4	0	115
Aug. 27	at Boston (2)	0-4	L	4.71	4.0	6	3	3	0	1	1	70

## BALLPARK BREAKDOWN


	ERA	W	L	S	G	IP	ER
Citi Field	3.18	0	1	0	1	5.2	2
Fenway Park	6.75	0	1	0	1	4.0	3
O.co Coliseum	0.82	1	0	0	2	11.0	1
U.S. Cellular Field	10.38	0	0	0	1	4.1	5

## FIELDING STATISTICS

Pitcher	Year	Pct.	G	PO	A	E	TC	DP
2011	1.000	5	3	4	0	7	0	
<b>Totals</b>	<b>1.000</b>	<b>5</b>	<b>3</b>	<b>4</b>	<b>0</b>	<b>7</b>	<b>0</b>	

## GODFREY'S CAREER BESTS

**Low Hit Complete Game:** None  
**Innings Pitched:** 7.0, June 17, 2011 vs. San Francisco  
**Strikeouts:** 4, June 23, 2011 at New York (NL)  
**Longest Winning Streak:** 1, June 17, 2011  
**Longest Losing Streak:** 2, June 23, 2011 to present  
**Longest Scoreless Streak:** 4.0, September 20, 2011 to present



## OUTFIELDER

**Height/Weight:** 6-1 / 223

**Bats/Throws:** Right / Right

**Birthdate:** November 22, 1980

**Opening Day Age:** 31

**Birthplace/Resides:** Petaluma, California / Scottsdale, Arizona

**Major League Service:** 6 years, 97 days

**Obtained:** Signed as a free agent, January 26, 2012

**Contract Status:** First year of a one-year contract through 2012.

## CAREER HIGHLIGHTS

Signed by the A's as a free agent after batting .242 with 118 home runs and 364 RBI in 781 games in nine seasons with Tampa Bay (2003-08), Cincinnati (2009-11) and Washington (2011)...made his Major League debut with Rays in 2003, appearing in eight games, and played five more games in 2004...then hit .282 with 21 home runs and 54 RBI in 101 games as a rookie in 2005, finishing third in American League Rookie of the Year balloting...was named to the *Baseball America* and Topps Rookie All-Star teams...left Tampa Bay following the 2008 season, holding franchise records for home runs by a right-handed batter (66) and times hit by a pitch (35)...was the Appalachian League's Player of the Year and a *Baseball America* Rookie League All-Star in 2001...was a California League All-Star in 2002...attended Casa Grande High School in Petaluma and was selected by Tampa Bay in the 18th round of the 2001 draft out of Santa Rosa Junior College.

## 2011 HIGHLIGHTS

Began the season with Cincinnati and was batting .211 with 11 home runs and 31 RBI in 77 games when he was traded to Washington July 26...hit .204 with three home runs and 12 RBI in 43 games with the Nationals for a .209 batting average, 14 home runs and 43 RBI in 120 games overall...the games played were the second highest total of his nine-year career to his 148 games in 2010...batted .311 (28-for-90) against left-handed pitching compared to .167 (37-for-221) against right-handers...his career splits are .281 (216-for-770) against lefties, .224 (357-for-1597) against righties...hit .163 with runners in scoring position, including .089 with RISP and two outs...went 0-for-28 with five walks, a sacrifice fly (.147 on-base percentage) and two RBI as a pinch hitter...those are the most hitless at bats by a pinch hitter in one season since at least 1974...the previous high was 27 by Jim Holt with Minnesota and Oakland in 1974...is a .139 (14-for-101) career hitter in the pinch...connected for seven of his 14 home runs in 43 games at Great American Ballpark...had a .208 batting average or lower in every month of the season except June when he batted .320...hit .281 against National League West teams compared to .190 against all other teams...batted .250 over the first six innings of a game, .135 from the seventh inning on...started 68 games in left field and five in right field...also hit .179 in eight starts at designated hitter...had his best success from the six spot in the order where he batted .277 in 33 games.

**CINCINNATI:** Was the Reds' Opening Day starter in left field March 31 and went 0-for-3 against Milwaukee...did draw a walk and reached base safely via hit or walk in each of his first 11 games...hit .273 with a .479 on-base percentage, three home runs and 10 RBI over that span...walked in each of his first eight games (12 walks total), which was the longest streak of his career...it matched the longest season-opening streak by a Cincinnati Red since at least 1919 (Willie Greene, 1998)...had a season-best five-game hitting streak from April 9-13 (7-for-18, .389)...had his ninth career multi-homer game April 16 against Pittsburgh when he went deep twice...added another home run the next day against the Pirates and hit six of his 14 home runs in his first 14 games...was batting .261 at the conclusion of play April 17...then went 10-for-85 (.118) over his next 29 contests from April 18 to May 26, lowering his average nearly 100 points to .168...matched his career-high with four hits May 28 at Atlanta...drove in a season-high four runs June 6 against Chicago (NL)...that began a 14-game stretch where he batted .368 with four home runs and 11 RBI...walked eight times for a .490 on-base percentage...started the month of July by going 3-for-27 (.111) over his first 12 games...was traded to Washington July 26 for minor league pitcher Chris Manno and minor league first baseman Bill Rhinehart.

**WASHINGTON:** Hit .320 over his first 10 games with the Nationals...capped the streak by homering in consecutive games Aug. 7 at Colorado and Aug. 9 at Chicago (NL)...had two RBI Aug. 18 in a 3-1 win over his former team, Cincinnati...that began a streak of five consecutive games with an RBI...including Aug. 21 against Philadelphia when he was hit by a Brad Lidge pitch with the bases loaded in the bottom of the 10th inning to lift the Nationals to a 5-4 win...went 1-for-12 over an 11-game stretch from Aug. 27 to Sept. 8.

## CAREER

**2010**—Established career highs in games (148), at bats (511), runs (77), hits (136), doubles (24) and RBI (86)...the Reds led the National League in going first-to-third on base hits, and Gomes did it a team-high 14 times to rank among the Major League individual leaders...while the Reds battled for a division title, hit .323 with two home runs and nine RBI in his last 16 games of the season, including a career-high 11-game hitting streak from Sept. 14-26 that ranked as the second-longest by a Reds batter in 2010...was third-hardest to double up among all National League batters...ranked eighth in the NL in hitting with runners in scoring position (.338) and tied for third in sacrifice flies (9)...led the Reds with 126 starts in left field and 74 starts batting fifth in the order...had his best month in May, when he was a candidate for NL Player of the Month after hitting .364 with five home runs and 22 RBI...that month, ranked among the league leaders in hitting (2nd), slugging (.636, 2nd) and RBI (t-2nd)...hit his second career walk-off home run in the ninth inning of a 2-1 win against St. Louis April 8 (off Jason Motte)...tied his career high with four hits in a 15-6 win May 28 against Houston...with two singles, a triple and homer, fell a double short of the cycle...hit a pair of three-run home runs June 12 against Kansas City to produce a career-high six RBI, the most in a game by a Reds batter all season...his four walks and four runs scored Aug. 8 at Chicago were the most in a game by a Reds batter all season, though Joey Votto also scored 4 runs in that 11-4 win...produced a run-scoring double off Kameron Loe July 28 at Milwaukee for his 300th career RBI...recorded the 100th homer of his career Aug. 25 at San Francisco, a solo shot off Madison Bumgarner...was the Reds' recipient of the MLB Players Alumni Association's Heart and Hustle Award for his passion for the game...started in left field in Games 1 and 3 of the National League Division Series against the Phillies.

**2009**—Was a non-roster invitee to spring training but finished the season ranked tied for third among Reds batters with 20 home runs in just 281 at bats...began the season at Louisville...joined the Reds May 22, when Darnell McDonald was designated for assignment...when promoted, led Louisville in games, hits, home runs, RBI and runs scored...finished the season in Cincinnati...for the Reds, made 75 starts (33 in left field, 33 in right field, 9 at designated hitter)...hit .307 with five home runs and 19 RBI against left-handed pitching...led the club with 34 starts batting sixth in the order...served as the Reds' designated hitter in all nine interleague road games, hitting .344 with three home runs and seven RBI...recorded 12 two-hit games and five three-hit games...produced a career-high 5 RBI and hit 3 homers for the second time in his career Aug. 13 against Washington...his 12 total bases were the most by a Reds batter all season...became the 24th Reds player to hit three homers in a game (29th time)...produced his other multi-homer game July 27 against San Diego...snapped a 2-2 tie in the 12th inning of a 4-2 win at Washington June 10 with a pinch-hit, RBI-double off Jason Bergmann...snapped a 3-3 tie in the eighth inning of a 5-3 win July 19 against Milwaukee with a two-run home run off Seth McClung...was the club's nominee for the Hutch Award, presented each year to the Major League player who best exemplifies the honor, courage and dedication of former Reds manager Fred Hutchinson...became a free agent Dec. 12 when he was not tendered a contract for the 2010 season...was re-signed to a one-year contract through 2010 with an option 2011 Feb. 22.

**2008**—Began the season with the Rays...was optioned to Triple-AAA Durham Aug. 5 and spent the rest of the minor league season there...was recalled Sept. 13 and spent the rest of the year with Tampa Bay...for the Rays, made 17 starts in right field, four in left field and 24 at designated hitter...played those same positions at Durham...hit his 60th career home run April 7 at New York (AL), tying Greg Vaughn's club record for a right-handed batter...broke the mark May 1 at Baltimore...was hit by a pitch seven times, extending his club record to 35 career HBP...produced the second pinch-hit homer of his career June 28 at Pittsburgh, a solo shot off Damaso Marte on the 15th pitch...it was the longest plate appearance preceding a homer since Montreal's Termel Sledge homered on the 16th pitch from Atlanta's Antonio Alfonseca July 7, 2004...no Rays batter had ever homered in a longer plate appearance...was ejected for his participation in an on-field incident June 5 at Boston that also involved Tampa Bay's James Shields and Boston's Coco Crisp...two days later began serving a five-game suspension for

his actions...also missed a game April 4 while serving a one-game suspension for his participation in a spring training incident involving the Yankees Shelley Duncan...tied his career high with a season-best 4 RBI April 5 at New York (AL).

**2007**—Appeared in 107 games, including 95 starts (45 at designated hitter, 30 in right field, 20 in left field) for the Rays...with 17 homers, ranked third on the club behind Carlos Pena (46) and B.J. Upton (24)...made 19 appearances in Tampa Bay's first 48 games before he was optioned to Triple-A Durham May 28, when Akinori Iwamura came off the disabled list...returned to the Rays June 14, when B.J. Upton went on the DL...started 81 of the Rays' last 99 games of the season, hitting .254 with 16 home runs and 44 RBI over that span...hit everywhere in the lineup except cleanup, including a pair of starts from the leadoff spot (Aug. 12 at Tex, Aug. 26 vs. Oak)...hit .378 against National League teams...his four homers in spring training fell just one shy of the exhibition season lead.

**2006**—Appeared in 117 games in his first full Major League season...missed the final 37 games of the year because of an impingement in his right shoulder...didn't play after Aug. 21...had arthroscopic surgery to repair the impingement and to clean up fraying in the rotator cuff Sept. 5 (Dr. Timothy Kremchek)...because of the shoulder injury made 101 of his 109 starts as the club's designated hitter...made the other eight starts in right field...hit 11 home runs in April, a franchise record for any month until Carlos Pena homered 13 times in September 2007...his 11 home runs were second-most in the majors in April (Pujols, STL 14)...was the fastest American Leaguer to 11 homers since Kansas City's Jermaine Dye in 2000...became the 13th player and the sixth American Leaguer to hit at least 11 home runs in April...during a 12-game stretch from April 12-25, produced eight home runs and 16 RBI...that streak began with his first career grand slam April 12 off Baltimore's Senny Rleal that snapped the 3-3 tie in the Rays 7-4 win...led the club in walks with 61...homered off John Koronka April 23 at Texas for his 30th career home run in his 440th career at bat...only four active players had reached 30 homers faster, including Adam Dunn, Manny Ramirez, Russell Branyan and Ryan Klesko...had six six homers of at least 430 feet, including a 439-foot blast on Opening Day at Baltimore off Rodrigo Lopez that ranked as the longest by a Rays batter all season...ranked second in the AL in home runs (14), third in RBI (35), fifth in slugging (.662) and was leading the Rays in hitting (.292) through games of May 16...in 77 appearances from that date through the end of the season, hit .175 with six home runs and 24 RBI.

**2005**—Finished third in the American League Rookie of the Year voting behind Oakland's Huston Street and New York's Robinson Cano...was named to the *Baseball America* and Topps Rookie All-Star teams...led AL rookies in home runs (21, tied with Oakland's Nick Swisher), slugging percentage (.534), on-base percentage (.372), triples (6) and hit by pitches (a club record 14) and ranked second in hitting (.282)...made 14 starts in left field, 34 in right field and 49 as the designated hitter...threw out Jason Giambi at second base and Bernie Williams at home in the sixth inning Sept. 6 at New York (AL), tying the club record for most outfield assists in a game...became the first Rays batter to hit three home runs in a game July 30 vs. Kansas City...it was the teams 1,236th game,...also established another club record with 12 total bases...was the 20th rookie to hit three home runs in a game, the first since Colorado's Jose Ortiz did it against Florida, Aug. 17, 2001...hit his first career walk-off homer in a 5-4 win July 9 against Detroit, a two-out, two-run shot off Troy Percival...the win snapped Tampa Bay's 10-game losing streak...the 474-foot homer was the second-longest in Tropicana Field history and only the fifth walk-off homer in the last 50 years to snap a losing streak of at least 10 games...was hit by a pitch three times Aug. 15 against New York, tying the Major League record...homered off Bartolo Colon Aug. 8 against Los Angeles (AL) to establish a new Rays rookie homer record...hit his first Major League home run April 26 against Toronto (Ted Lilly).

**2004**—Spent most of the season at Triple-A Durham...made all five of his appearances for the Devil Rays from May 18-27...four of those five games were starts at designated hitter...returned to Durham May 28, when Tampa Bay promoted Fred McGriff...ranked sixth in the International League with 26 home runs...that also tied for second-best in the organization (Midre Cummings, 27) and was seventh in the team's minor league history at the time...missed time in April and May with a strained right groin.

**2003**—Made his Major League debut with eight appearances for the Rays in just his third professional season...spent most of the season at Double-A Orlando, where he ranked among the International League leaders in home runs (17, 4th) and extra-base hits (48, 5th)...appeared in five games for Triple-A Durham during the Bulls' playoff run...in the postseason, hit .389 with three doubles, one home run



and five RBI to help Durham to the IL championship...was promoted to the Rays Sept. 12...made his debut that day at Yankee Stadium, started at designated hitter and went 2-for-3 with a double off David Wells...became just the third Rays player to collect two hits in his big league debut...following the season, went 1-for-4 with a home run in two games in the USA Olympics qualifying team trials...played for the Mesa Solar Sox of the Arizona Fall League and finished among the leaders in home runs, doubles, runs scored, on-base percentage, slugging percentage and extra base hits...during spring training was loaned from minor league camp to make one start on March 27 vs. the Phillies at Jack Russell Stadium and homered off Brett Myers...also made a diving catch in left field as the Rays no-hit the Phillies.

**2002**—Was Single-A Bakersfield’s Player of the Year and a California League All-Star after becoming just the second Rays farmhand to hit 30 home runs in a season...was tied for the league lead in homers until Visalia’s Jorge Soto homered in his last plate appearance of the season...his brother, Joey, was the New York-Penn League home run champion...the siblings just missed becoming only the second pair of brothers to win minor league home run crowns in the same season (Ike & Dan Boone, 1929)...ranked fifth among all minor leaguers in home runs...was also second in hit by pitches (31) and fifth in slugging (.574)...established the organization’s single-season record for minor leaguers with 91 walks...led the California League in slugging, extra-base hits (63), runs scored (102) and total bases (256).

**2001**—Was the Appalachian League’s Player of the Year and a *Baseball America* Rookie League All-Star in his professional debut...also was Princeton’s Player of the Year...led the Appy League in home runs (16), on-base percentage (.442), slugging percentage (.597) and total bases (123) and finished second in RBI (44), extra-base hits (29) and runs scored (58).

**PERSONAL/MISCELLANEOUS**

Jonathan Johnson Gomes was originally signed by Tampa Bay scout Hank King out of Santa Rosa Junior College...was all-league at Casa Grande High School in Petaluma, Calif...suffered a heart attack on Christmas Eve 2002, the result of a pinched valve...was hospitalized five days following an angioplasty procedure to open the artery...has the tattoo “AW” on his right bicep in honor of Adam Westcott, a childhood friend who was killed in a car accident that also involved Gomes...wears “707” on his glove and shoes to honor his hometown of Petaluma (area code 707)...sponsors nine Little League teams in Petaluma, where on Feb. 11, 2006 he was honored with Jonny Gomes Day with ceremonies that included the retiring of his Casa Grande High baseball uniform jersey #1...went to high school with Pixie, the shop manager on TLC show LA Ink...on Sept. 18, 2006, went to A.J. Ferrell Middle Magnet School in Tampa with 13-year-old honor student Shamika Smith, winner of the five-county Take Jonny To School contest...helped raise \$25,000 for the American Cancer Society and Lupus Foundation of America at the Casa Grande Annual Camp for a Cure in November 2007.

**LIFETIME PLAYING RECORD**

Year	Club	AVG.	G	AB	R	H	2B	3B	HR	RBI	SH	SF	HP	BB	SO	SB	CS	SLG	OBP	E
2001	Princeton	.291	62	206	58	60	11	2	16	44	1	4	26	33	73	15	4	.597	.442	7
2002	Bakersfield	.278	134	446	102	124	24	9	30	72	0	1	31	91	173	15	3	.574	.432	7
2003	Orlando	.249	120	442	68	110	28	3	17	56	0	4	16	53	148	23	2	.441	.348	4
	Durham	.316	5	19	2	6	2	1	0	1	0	0	2	2	5	0	0	.526	.435	0
	TAMPA BAY	.133	8	15	1	2	1	0	0	0	0	0	1	0	6	0	0	.200	.188	0
2004	Durham	.256	114	390	73	100	27	1	26	78	0	7	22	51	136	8	5	.531	.368	7
	TAMPA BAY	.071	5	14	0	1	0	0	0	1	0	0	0	1	6	0	0	.071	.133	0
2005	Durham	.321	45	162	34	52	13	0	14	46	0	2	8	30	44	7	1	.660	.446	4
	TAMPA BAY	.282	101	348	61	98	13	6	21	54	1	5	14	39	113	9	5	.534	.372	4
2006	TAMPA BAY	.216	117	385	53	83	21	1	20	59	0	9	6	61	116	1	5	.431	.325	0
2007	TAMPA BAY	.244	107	348	48	85	20	2	17	49	0	4	7	35	126	12	4	.460	.322	0
	Durham	.302	13	43	6	13	2	0	1	7	0	0	2	11	15	4	1	.419	.464	0
2008	TAMPA BAY	.182	77	154	23	28	5	1	8	21	0	1	7	15	46	8	1	.383	.282	1
	Durham	.252	26	107	19	27	11	0	2	14	0	1	3	12	32	0	1	.411	.341	1
2009	Louisville	.282	37	131	18	37	10	1	9	27	0	0	4	12	36	4	1	.580	.361	3
	CINCINNATI	.267	98	281	39	75	17	0	20	51	0	2	5	26	85	3	1	.541	.338	1
2010	CINCINNATI	.266	148	511	77	136	24	3	18	86	0	9	12	39	123	5	3	.431	.327	4
2011	CINCINNATI	.211	77	218	30	46	8	0	11	31	0	4	5	38	74	5	3	.399	.336	1
	WASHINGTON	.204	43	93	11	19	4	1	3	12	0	1	3	10	31	2	0	.366	.299	1
<b>AL Totals</b>		<b>.235</b>	<b>415</b>	<b>1264</b>	<b>186</b>	<b>297</b>	<b>60</b>	<b>10</b>	<b>66</b>	<b>184</b>	<b>1</b>	<b>19</b>	<b>35</b>	<b>151</b>	<b>413</b>	<b>30</b>	<b>15</b>	<b>.455</b>	<b>.329</b>	<b>5</b>
<b>NL Totals</b>		<b>.250</b>	<b>366</b>	<b>1103</b>	<b>157</b>	<b>276</b>	<b>53</b>	<b>4</b>	<b>52</b>	<b>180</b>	<b>0</b>	<b>16</b>	<b>25</b>	<b>113</b>	<b>313</b>	<b>15</b>	<b>7</b>	<b>.447</b>	<b>.329</b>	<b>7</b>
<b>ML Totals</b>		<b>.242</b>	<b>781</b>	<b>2367</b>	<b>343</b>	<b>573</b>	<b>113</b>	<b>14</b>	<b>118</b>	<b>364</b>	<b>1</b>	<b>35</b>	<b>60</b>	<b>264</b>	<b>726</b>	<b>45</b>	<b>22</b>	<b>.451</b>	<b>.329</b>	<b>12</b>

## CAREER TRANSACTIONS

**2001** — Selected by the Tampa Bay Devil Rays organization in the 18th round of the First-Year Player Draft. **2006** — On disabled list, August 22 to October 2. **2008** — On suspended list, April 4 and June 7 to 11. Granted free agency (contract non-tender), December 13. **2009** — Signed by the Cincinnati Reds to a minor league contract, February 2. Granted free agency (contract non-tender), December 13. **2010** — Re-signed by the Cincinnati Reds, February 22. **2011** — Traded to the Washington Nationals for pitcher Chris Manno and first baseman Bill Rhinehart, July 26. Elected free agency, October 30. **2012** — Signed by the Oakland Athletics, January 26.

## DIVISION SERIES RECORD

Year	Club/Opp.	AVG.	G	AB	R	H	2B	3B	HR	RBI	SH	SF	HP	BB	SO	SB	CS	SLG	OBP	E
2010	CIN vs. PHI	.000	2	6	0	0	0	0	0	0	0	0	0	0	3	0	0	.000	.000	0

## OAKLAND 20-GAME WINNERS

Pitcher	Year	Record	Pct.	ERA	IP
Vida Blue	1971	24-8	.750	*1.82	312.0
Jim Hunter	1971	21-11	.656	2.96	274.0
Jim Hunter	1972	21-7	*.750	2.04	295.0
Vida Blue	1973	20-9	.690	3.20	263.2
Ken Holtzman	1973	21-13	.618	2.97	297.1
Jim Hunter	1973	21-5	*.808	3.34	256.0
Jim Hunter	1974	*25-12	.676	*2.49	318.0
Vida Blue	1975	22-11	.667	3.01	270.0
Mike Norris	1980	22-9	.710	2.63	284.0
Dave Stewart	1987	**20-13	.606	3.68	261.1
Dave Stewart	1988	21-12	.636	3.23	**275.2
Dave Stewart	1989	21-9	.700	3.32	257.2
Bob Welch	1990	*27-6	*.818	2.95	238.0
Dave Stewart	1990	22-11	.667	2.56	*267.0
Tim Hudson	2000	**20-6	*.769	4.14	202.1
Mark Mulder	2001	*21-8	.724	3.45	229.1
Barry Zito	2002	*23-5	.821	2.75	229.1

\* Led league

\*\* Tied for league lead

## VS. THE AMERICAN LEAGUE

2011					CAREER					
AVG.	AB	H	HR	RBI	vs. TEAM	AVG.	AB	H	HR	RBI
.200	10	2	1	2	Baltimore	.201	144	29	9	20
—	0	0	0	0	Boston	.241	174	42	7	21
—	0	0	0	0	Chicago	.259	54	14	3	10
.000	11	0	0	0	Cleveland	.153	137	21	4	14
—	0	0	0	0	Detroit	.214	56	12	2	9
—	0	0	0	0	Kansas City	.347	72	25	12	22
—	0	0	0	0	Los Angeles	.186	86	16	4	8
—	0	0	0	0	Minnesota	.108	37	4	1	3
.500	4	2	1	1	New York	.274	164	45	10	30
—	0	0	0	0	Oakland	.297	64	19	3	13
—	0	0	0	0	Seattle	.179	56	10	1	5
.300	10	3	1	1	Tampa Bay	.300	10	3	1	1
—	0	0	0	0	Texas	.235	68	16	3	9
.500	4	2	0	0	Toronto	.248	153	38	8	23

## VS. THE NATIONAL LEAGUE

2011					CAREER					
AVG.	AB	H	HR	RBI	vs. TEAM	AVG.	AB	H	HR	RBI
.269	26	7	2	7	Arizona	.278	79	22	3	15
.333	21	7	0	0	Atlanta	.241	54	13	1	1
.259	27	7	3	9	Chicago	.245	106	26	6	27
.143	14	2	0	2	Cincinnati	.143	14	2	0	2
.375	8	3	1	2	Colorado	.318	66	21	7	16
.133	15	2	0	1	Florida	.200	85	17	3	10
.250	24	6	0	1	Houston	.305	82	25	4	16
.077	13	1	0	0	Los Angeles	.219	64	14	2	6
.200	30	6	1	4	Milwaukee	.257	109	28	5	17
.200	10	2	0	1	New York	.194	36	7	1	2
.050	20	1	0	3	Philadelphia	.169	59	10	2	9
.167	24	4	3	4	Pittsburgh	.283	113	32	4	13
.364	11	4	1	2	San Diego	.289	45	13	4	6
.500	6	3	0	2	San Francisco	.278	36	10	1	11
.043	23	1	0	1	St. Louis	.224	98	22	2	13
—	0	0	0	0	Washington	.370	46	17	5	12

## MONTHLY BREAKDOWN

2011					CAREER					
AVG.	AB	H	HR	RBI	by MONTH	AVG.	AB	H	HR	RBI
.000	3	0	0	1	March	.000	3	0	0	1
.208	77	16	6	16	April	.243	321	78	23	67
.180	61	11	1	3	May	.250	332	83	12	51
.320	50	16	4	11	June	.269	405	109	24	71
.143	35	5	0	0	July	.216	454	98	26	57
.200	60	12	3	10	August	.235	443	104	20	63
.200	25	5	0	2	September	.248	387	96	13	52
—	0	0	0	0	October	.227	22	5	0	2

## BATTING BREAKDOWN

2011					CAREER					
AVG.	AB	H	HR	RBI	by CATEGORY	AVG.	AB	H	HR	RBI
.185	157	29	8	23	Home	.237	1164	276	60	181
.234	154	36	6	20	Road	.247	1203	297	58	183
.175	120	21	6	15	Day	.236	772	182	38	115
.230	191	44	8	28	Night	.245	1595	391	80	249
.218	206	45	11	31	Pre-ASG	.252	1224	308	67	214
.190	105	20	3	12	Post-ASG	.232	1143	265	51	150
.311	90	28	3	13	vs. LHP	.281	770	216	39	128
.167	221	37	11	30	vs. RHP	.224	1597	357	79	236
.163	92	15	3	29	RISP	.253	600	152	28	247
.143	7	1	0	11	Bases Loaded	.189	53	10	2	47
.000	28	0	0	2	Pinch Hitter	.139	101	14	2	14
.179	28	5	2	3	Designated Hitter	.221	882	195	39	122

## BALLPARK BREAKDOWN

	AVG.	AB	H	HR	RBI
Angel Stadium	.213	47	10	3	4
AT&T Park	.318	22	7	1	6
Ballpark at Disney	.333	6	2	0	0
Busch Stadium	.180	50	9	0	9
Camden Yards	.202	84	17	6	11
Chase Field	.276	29	8	2	8
Citi Field	.150	20	3	0	1
Citizens Bank Park	.158	38	6	2	7
Comerica Park	.200	30	6	1	6
Coors Field	.364	44	16	5	12
Dodger Stadium	.188	16	3	1	1
Finway Park	.278	79	22	3	7
Great American	.252	500	126	29	91
Kauffman Stadium	.424	33	14	5	8
Metrodome	.118	34	4	1	3
Miller Park	.240	50	12	0	3
Minute Maid Park	.294	34	10	1	5
Nationals Park	.254	71	18	1	8
O.co Coliseum	.289	45	13	1	7
Original Yankee Stadium	.263	95	25	6	16
PETCO Park	.348	23	8	1	2
PNC Park	.315	54	17	1	6
Progressive Field	.137	73	10	4	11
Rangers Ballpark	.237	38	9	2	7
RFK Stadium	.500	2	1	0	1
Rogers Centre	.266	79	21	4	15
Safeco Field	.178	45	8	1	5
Sun Life Stadium	.273	22	6	1	6
Tropicana Field	.227	618	140	31	85
Turner Field	.450	20	9	1	1
U.S. Cellular Field	.200	10	2	0	1
Wrigley Field	.196	56	11	4	11

## FIELDING STATISTICS

YEAR	PCT.	G	PO	A	E	TC	DP
2005	.963	50	98	7	4	109	1
2006	1.000	8	19	0	0	19	0
2007	1.000	57	95	5	0	100	2
2008	.974	30	38	0	1	39	0
2009	.991	70	103	5	1	109	1
2010	.981	129	197	6	4	207	1
2011	.985	84	126	1	2	130	0
<b>Totals</b>	<b>.983</b>	<b>428</b>	<b>677</b>	<b>24</b>	<b>713</b>	<b>12</b>	<b>5</b>

## GOMES' CAREER BESTS

**Hits:** 4 (five times), last: May 28, 2011 at Atlanta

**Home Runs:** 3 (twice), August 13, 2009 vs. Washington; July 30, 2005 vs. Kansas City. 2 (seven times), April 16, 2011 vs. Pittsburgh; June 12, 2010 vs. Kansas City; July 27, 2009 vs. San Diego; July 28, 2007 vs. Boston; June 17, 2007 at Colorado; June 11, 2006 at Kansas City; April 20, 2006 at Boston

**Runs Batted In:** 6, June 12, 2010 vs. Kansas City; 5, August 13, 2009 vs. Washington

**Stolen Bases:** 2 (twice), last: August 15, 2005 vs. New York

**Hitting Streak:** 11, September 14 to 26, 2010

**Hitless Streak (At Bats):** 21, July 9 to 19, 2006

**Grand Slams:** 2, August 7, 2007 at Detroit (Jason Grilli); April 12, 2006 vs. Baltimore (Sendy Rleal)

**Pinch-Hit Home Runs:** 2, June 28, 2008 at Pittsburgh (Damaso Marte); April 30, 2005 at Baltimore (B.J. Ryan)

**Inside-The-Park Home Runs:** None

**Game Ending Home Runs:** 2, April 8, 2010 vs. St. Louis (Jason Motte); July 9, 2005 vs. Detroit (Troy Percival)

**Lead Off Home Runs:** None.

## EDGAR GONZALEZ

54

**RIGHT-HANDED PITCHER****Height/Weight:** 6-2 / 210**Bats/Throws:** Right / Right**Birthdate:** February 23, 1983**Opening Day Age:** 29**Birthplace/Resides:** Monterrey, Mexico / San Nicolas, Mexico**Major League Service:** 3 years, 148 days**Obtained:** Signed as a free agent to a minor league contract, October 27, 2011**Contract Status:** First year of a one-year contract through 2012.**CAREER HIGHLIGHTS**

Has compiled a 14-25 record and 5.90 ERA in 107 games, 41 starts, in eight seasons with Arizona (2003-08), Oakland (2009) and Colorado (2011)...spent the first seven seasons of his professional career with the Diamondbacks before signing a minor league deal with the A's prior to the 2009 season...went 0-4 with a 5.51 ERA in 26 games, six starts, with Oakland that year...made just seven starts with Monterrey of the Mexican League and Albuquerque in the Los Angeles (NL) farm system in 2010...returned to the majors in 2011 by making one relief appearances with Colorado...spent the entire season at the Major League level for the first time in his career in 2007, winning a career-high eight games...made his ML debut in 2003 at the age of 20...in 2002, he was named a top prospect in the California League by Sportsticker...on April 14, 2002, he tossed the Diamondback organization's second nine-inning, complete-game no-hitter, striking out a league-best eight straight batters.

**2011 HIGHLIGHTS**

Made one Major League appearance with Colorado, tossing 2.0 innings of relief at St. Louis Aug. 14...allowed two runs on five hits and a walk while striking out one...split the balance of his season between Triple-A Durham in the Tampa Bay organization and Triple-A Colorado Springs...combined for an 8-6 record and a 5.00 ERA in 26 games, 25 starts, in the minors...allowed a .290 opponents batting average, including .268 (76-for-284) against right-handed hitters compared to .315 (79-for-251) against left-handers...yielded nine of his 13 home runs to lefties...eight were solo shots...opponents batted .315 with runners in scoring position...were 7-for-13 (.538) with the bases loaded...his teams were 13-12 (.520) in his starting assignments...tossed six or more innings in nine of his 25 starts, allowed two runs or fewer six times and walked two batters or fewer 21 times...pitched for Hermosillo in the Mexican-Pacific Winter League following the season, logging a 4-6 record and 3.21 ERA in 14 games, all starts...surrendered just three home runs in 67.1 innings.

**MINORS:** Began the season at Durham where he went 3-3 with a 4.56 ERA in 11 starts...went 1-2 with a 4.79 ERA over his first four starts...then went 2-0 with a 2.93 ERA over his next six starts from April 30 to May 29...began the streak by tossing 5.0 shutout innings April 30 at Indianapolis...matched his season high by tossing 7.0 innings two starts later against the Indians May 10...allowed just one run but had a no decision in a 2-1, 11-inning loss...had his two-game winning streak snapped June 6 against Pawtucket when he allowed seven runs on a season-high 10 hits in 5.0 innings...was released June 7 and signed a minor league contract with Colorado June 10...was assigned to Colorado Springs and logged a 5-3 record and 5.29 ERA in 15 games, 14 starts...went 0-3 with a 6.00 ERA over his first four starts...including June 18 against Tucson when he allowed a season-high eight runs on eight hits in just 4.0 innings...then went 5-0 with a 5.09 ERA over his final 11 games, 10 starts...had back-to-back no decisions Aug. 1 at Sacramento (7.0 ip) and Aug. 6 against Nashville (5.2 ip) despite allowing just one earned run in each start...was selected by Colorado Aug. 10 but was designated for assignment Aug. 15 and outrighted back to Colorado Springs Aug. 18...went 2-0 with a 6.87 ERA over his final four games, three starts...struck out a season-high nine batters in 6.0 innings in an 8-5 win over Tacoma Aug. 27...made his only relief appearance of the season in his final outing Sept. 4 against Sacramento (3.0 ip, 4 h, 4 r, 3 er, 1 bb, 3 so).

## CAREER

**2010**—Did not pitch until joining Monterrey of the Mexican League in July...went 1-1 with a 3.18 ERA in three starts with the Sultanes...opponents hit .283 and he allowed one home run in 17.0 innings...made starts July 3, 9 and 14...signed by the Los Angeles Dodgers organization to a minor league contract Aug. 13 and was assigned to Triple-A Albuquerque...went 1-1 with a 4.81 ERA in four starts for the Isotopes...struck out 29 in 24.1 innings (10.73 per nine innings) and walked just six for a strikeout-to-walk ratio of 4.83...allowed a .296 opponents batting average, including .216 against left-handed hitters compared to .344 against right-handers...yielded a .333 average with runners in scoring position...struck out a season-high 10 in 6.0 innings in an 8-1 loss to Oklahoma City Aug. 26...picked up his lone win in his final outing Sept. 5 at Round Rock, allowing two runs on five hits in 7.0 innings...pitched for Hermosillo in the Mexican-Pacific Winter League following the season and was 3-4 with a 5.23 ERA in 11 games, 10 starts.

**2009**—Joined the A's in mid-May and was 0-4 with a 5.51 ERA in 26 games, including six starts...his first two appearances with Oakland were starts, but he spent most of the season in the bullpen as a long reliever before returning to rotation in September when the A's went to a six-man rotation...was 0-3 with a 5.93 ERA in his six starting assignments and 0-1 with a 5.21 ERA in 20 relief appearances...matched his career-high with 28 walks and hit a career-high six batters...allowed just four home runs in 65.1 innings, an average of 0.55 per nine innings...allowed a .292 opponents batting average, which broke down to .230 against right-handed hitters and .351 against left-handers...allowed a .268 batting average with two strikes, which was third highest in the American League...was 0-1 with a 4.36 ERA and .258 opponents batting average in 15 games in Oakland and 0-3 with a 6.68 ERA and .324 opponents batting average in 11 outings on the road...tossed at least 1.0 inning in all 20 of his relief appearances and had 11 outings of 2.0 innings or more...allowed 2 of 11 (18.2%) inherited runners to score and first batters faced hit .211 (4 for 19) with a hit by pitch...was recalled from Triple-A Sacramento May 19 and went 0-1 with a 5.40 ERA in two starts before moving to the bullpen...singled in each of his two at bats June 19 at San Diego to become the first AL relief pitcher to produce a multi-hit game since the Angels' Eddie Fisher May 10, 1972 against Boston...the last A's reliever to do it was Rollie Fingers on May 10, 1970, also against the Red Sox...made the 100<sup>th</sup> appearance of his career Aug. 8 in Kansas City...would pitch just once over the next 23 days and that was Aug. 15 against Chicago when he allowed a home run to the first batter he faced (Thome) to snap a season-opening 20-game, 45.1-inning, 202-batter homerless streak...tagged with the loss in three of his final four outings, giving him a six-game losing streak dating back to his last win April 24, 2008 at Los Angeles (NL)...began the season at Sacramento and was 3-2 with a 5.22 ERA in seven starts...allowed a .300 opponents batting average, including .323 against left-handed hitters and .284 against right-handers...opponents hit .211 with runners in scoring position and two outs...pitched for Hermosillo in the Mexican Pacific Winter League following the season and was 4-1 with a 2.87 ERA in seven starts.

**2008**—Was 1-3 with a 6.00 ERA in 17 games, six starts, for Arizona in a season that ended early due to injury...missed the Diamondbacks final 82 games after being placed on the 15-day disabled list June 28 with a strained right elbow...was 1-2 with a 6.00 ERA in his six starting assignments and 0-1 with a 6.00 ERA in 11 relief appearances...allowed a .302 opponents batting average, which included a .259 mark against left-handed hitters and .336 against right-handers...first batters faced were 0 for 9 with two walks and he stranded all four of his inherited runners...began the season in the starting rotation for the second consecutive year, posting a 1-2 record and a 6.55 ERA in five starts...pitched in relief May 5 against Philadelphia and allowed four runs on seven hits in 3.0 innings...made one more start on May 11 at Chicago and had a no decision after allowing two runs on five hits in 5.0 innings...was used exclusively out of the bullpen from May 22 on and was 0-1 with a 5.00 ERA in 10 games...struck out a season-high five in 3.2 innings June 17 against Oakland, equaling his best mark as a reliever...struck out the side in his final outing on June 27 at Florida...was placed on the DL the next day with his elbow injury...was transferred to the 60-day DL August 10...pitched for Hermosillo in the Mexican Winter League following the season and was 4-1 with a 4.46 ERA and .279 opponents batting average in seven starts...was also 1-1 with a 3.81 ERA and .333 opponents batting average in four postseason starts...not including a start against Venezuela in the Caribbean Series February 3 when he tossed 7.0 shutout innings (2 h, 9 so)...ended up with a no decision in 1-0, 11-inning loss.

**2007**—Opened the season in the starting rotation and picked up his first win when he made his first start April 5 at Washington...tossed 7.0 innings of one-run ball with seven strikeouts April 21 at San Fran-

cisco, but suffered the loss...was moved to the bullpen May 4, appearing in relief for three games...had a seven-game winning streak from May 25 to Sept. 16, the longest streak of the season for a D-backs pitcher...was 4-4 with a 4.67 ERA over 12 starts in 2007...the team was 6-6 in those games...as a reliever, he was 4-0 with a 5.58 ERA in 20 relief appearances...from Aug. 1-Sept. 16, he was 4-0 with a 2.93 ERA over nine games, two starts, striking out 10 and holding opponents to a .248 average...tossed a career-high 4.0 innings of relief on two occasions (June 8 vs. Boston and Aug. 20 vs. Milwaukee)...in relief appearances in which he pitched 2.0 or more innings he was 4-0 with a 5.52 ERA over 11 games...averaged just 5.1 innings per start over his 12 starts.

**2006**—Fanned a season-high 10 batters in a win at Albuquerque May 25 for Triple-A Tucson...recalled June 22 and started that afternoon at Tampa Bay, his first starting assignment in the majors since Sept. 9, 2004...matched his career-high with six strikeouts...picked up the win July 9 at Colorado despite giving up a run in 1.0 inning out of the pen...it was his first big-league victory since Sept. 7, 2003 in San Francisco and snapped an 11-game losing streak...had nearly identical outings in victories Sept. 20 at San Diego and Sept. 25 at San Francisco...in both outings, he gave up a run (on a solo homer) over 7.0 innings...the wins were his first as a starting pitcher since his Major League debut on June 1, 2003 at San Diego...had gone 14 consecutive big league starts between victories...played for Hermosillo in the Mexican Pacific League during the offseason, going 3-1 with a 2.65 ERA in 7 starts.

**2005**—Among Pacific Coast League leaders, he tied for second in wins and ranked second with 167.0 innings...went 6-1 with a 2.64 ERA over 9 starts from April 23-June 4, thus earning a promotion to the Majors on June 9...finished the year strong, owning a 2.75 ERA over his final 6 outings from August 10-September 5.

**2004**—Posted an 0-9 record, becoming the fourth pitcher since 1946 to go winless for an entire season with nine or more setbacks, joining Terry Felton (0-13 for Twins in 1982), Rod Beck (0-9 for Giants in 1996) and Heathcliff Slocumb (0-9 for Red Sox and Mariners in 1997).

**2003**—Only 14 months after making his professional debut for Single-A South Bend, the then 20-year old right-hander made his big league debut...was the youngest player in the majors when he debuted June 1, nearly four full months younger than Detroit's Jeremy Bonderman (October 28, 1982)...was selected June 1 and started that afternoon in San Diego, winning a 10-4 decision over the Padres, allowing three earned runs in 5.2 innings...became the youngest hurler (20 years, 93 days) to win in the majors since Denny Reyes recorded a win for the Dodgers over San Francisco July 13, 1997, at 20 years, 85 days...also quickly joined the club's all-time hit list by collecting a single off the Padres' Jake Peavy...was the first Mexican-born player to make his debut as a starter, win and get a hit, all in the same game since Esteban Loaiza with the Pirates April 19, 1995...selected to participate in the All-Star Futures Game on July 13 in Chicago, working a scoreless inning for the World Team.

**2002**—Led the Diamondbacks farm system with a 2.63 ERA, 131 strikeouts and four complete games in his first professional season...ranked seventh in the Midwest League with a 2.91 ERA for Single-A South Bend and was selected by SportsTicker as one of the top prospects in the league...voted the organization's Pitcher-of-the-Month for August after going 5-0 with a 1.18 ERA in five starts for South Bend and Lancaster...in only his second pro outing, he spun the organization's second nine-inning complete game no-hitter on April 14 vs. West Michigan, a game played in 32-degree weather...struck out 11 and picked off the only base runner, who reached on an error...tossed 108 pitches...following the season, played for the Hermosillo Naranjeros of the Mexican Pacific League...was named the league's Rookie of the Year after going 8-1 with a league leading 1.89 ERA in 12 starts, while tying for first in wins.

## PERSONAL/MISCELLANEOUS

Edgar Gerardo Gonzalez Elizondo...graduated from Preparatoria #16 High School...signed by the Diamondbacks as a non-drafted free agent on April 18, 2000, but did not report...was placed on the restricted list for the entire 2000 and 2001 seasons...is the seventh Major Leaguer from Monterrey, Nuevo Leon, Mexico, joining Atlanta's Oscar Villarreal, Felipe Montemayor (1953 Pirates), Bobby Trevino (1968 Angels), Hector Torres (1968 Astros) and Alex Trevino (1978 Mets)...was the 94th Mexican native to appear in the Majors and the 53rd pitcher from Mexico to work a big league game when he debuted with the D-backs in 2003...pitched for Mexico in the first-ever World Baseball Classic in the spring of 2006.



## LIFETIME PITCHING RECORD

Year	Club	W	L	ERA	G	GS	CG	SHO	SV	IP	H	R	ER	HR	HB	BB	IBB	SO	WP	BK
2002	South Bend	11	8	2.91	23	23	4	2	0	151.1	141	66	49	4	7	34	0	110	10	1
	Lancaster	3	0	0.78	4	4	0	0	0	23.0	24	7	2	1	2	3	0	21	0	0
2003	El Paso	2	2	3.50	6	6	0	0	0	36.0	40	18	14	1	1	11	0	30	3	0
	Tucson	8	7	3.75	20	19	1	0	0	129.2	126	65	54	4	8	28	0	69	5	1
2004	ARIZONA	2	1	4.91	9	2	0	0	0	18.1	28	10	10	3	0	7	2	14	2	0
	Tucson	5	5	4.88	15	15	1	1	0	94.0	99	52	51	15	6	25	0	66	4	0
2005	ARIZONA	0	9	9.32	10	10	0	0	0	46.1	72	49	48	15	5	18	4	31	3	1
	Tucson	11	6	4.37	28	24	0	0	0	167.0	185	94	81	20	7	38	0	116	3	0
2006	ARIZONA	0	0	108.00	1	0	0	0	0	0.1	2	4	4	1	0	2	0	1	1	0
	Tucson	3	8	3.90	24	24	3	1	0	138.1	142	69	60	11	13	27	0	107	5	0
2007	ARIZONA	3	4	4.22	11	5	0	0	0	42.2	45	20	20	7	3	9	0	28	2	0
	ARIZONA	8	4	5.03	32	12	0	0	0	102.0	110	61	57	18	4	28	4	62	5	1
2008	ARIZONA	1	3	6.00	17	6	0	0	0	48.0	58	34	32	8	3	21	2	32	4	0
	Sacramento	3	2	5.22	7	7	0	0	0	39.2	48	23	23	4	1	16	1	27	2	0
2009	OAKLAND	0	4	5.51	26	6	0	0	0	65.1	76	41	40	4	6	28	4	39	4	0
	Monterrey (Mex.)	1	1	3.18	3	3	0	0	0	17.0	17	6	6	1	2	6	0	9	0	0
2010	Albuquerque	1	1	4.81	4	4	0	0	0	24.1	29	15	13	3	0	6	0	29	0	0
	Durham	3	3	4.56	11	11	0	0	0	53.1	62	32	27	4	0	17	0	34	1	0
2011	Colorado Springs	5	3	5.29	15	14	0	0	0	80.0	93	56	47	9	4	24	0	53	6	0
	COLORADO	0	0	9.00	1	0	0	0	0	2.0	5	2	2	0	0	1	0	1	0	0
<b>AL Totals</b>		<b>0</b>	<b>4</b>	<b>5.51</b>	<b>26</b>	<b>6</b>	<b>0</b>	<b>0</b>	<b>0</b>	<b>65.1</b>	<b>76</b>	<b>41</b>	<b>40</b>	<b>4</b>	<b>6</b>	<b>28</b>	<b>4</b>	<b>39</b>	<b>4</b>	<b>0</b>
<b>NL Totals</b>		<b>14</b>	<b>21</b>	<b>6.00</b>	<b>81</b>	<b>35</b>	<b>0</b>	<b>0</b>	<b>0</b>	<b>259.2</b>	<b>320</b>	<b>180</b>	<b>173</b>	<b>52</b>	<b>15</b>	<b>86</b>	<b>12</b>	<b>169</b>	<b>17</b>	<b>2</b>
<b>ML Totals</b>		<b>14</b>	<b>25</b>	<b>5.90</b>	<b>107</b>	<b>41</b>	<b>0</b>	<b>0</b>	<b>0</b>	<b>325.0</b>	<b>396</b>	<b>221</b>	<b>213</b>	<b>56</b>	<b>21</b>	<b>114</b>	<b>16</b>	<b>208</b>	<b>21</b>	<b>2</b>

## CAREER TRANSACTIONS

**2000** — Signed by the Arizona Diamondbacks organization as a non-drafted free agent, April 18. On suspended list, June 2 to 11. Placed on restricted list, June 12. **2002** — Reinstated from restricted list, April 4. **2008** — On disabled list, June 28 to October 29. Elected free agency, November 7. **2009** — Signed by the Oakland Athletics to a minor league contract, February 9. Elected free agency, October 16. **2010** — Signed by the Los Angeles Dodgers to a minor league contract, August 13. Elected free agency, November 6. **2011** — Signed by the Tampa Bay Rays to a minor league contract, March 3. Released June 7; signed by the Colorado Rockies to a minor league contract, June 10. Elected free agency, September 30; signed by the Oakland Athletics to a minor league contract, October 19.

## WORLD BASEBALL CLASSIC RECORD

Year	Country	W	L	ERA	G	GS	CG	SHO	SV	IP	H	R	ER	HR	HB	BB	IBB	SO	WP	BK
2006	Mexico	1	0	0.43	2	0	0	0	0	2.0	3	1	1	0	2	0	0	1	0	0

## A'S BIRTHDAY CALENDAR

### January

1	Neil Wagner	28
4	Scott Sizemore	27
17	Chili Davis	52
26	Jemile Weeks	25

### February

1	Brett Anderson	24
2	Brad Peacock	24
12	Brandon Allen	26
14	Derek Norris	23
15	Fautino De Los Santos	26
16	Tommy Milone	25
19	Josh Reddick	25

### March

14	Tye Waller	55
29	Kila Ka'aihue	28

### April

16	Curt Young	52
22	Tyson Ross	25

### May

20	Adam Rosales	29
22	Eric Sogard	26
22	Collin Cowgill	26
24	Bartolo Colon	39

### June

15	Cliff Pennington	28
30	Ryan Cook	25

### July

7	Brandon McCarthy	29
23	Andrew Carignan	26

### August

9	Brian Fuentes	37
9	Graham Godfrey	28
13	Dallas Braden	29
16	Daric Barton	27
29	Anthony Recker	29

### September

6	Jerry Blevins	29
19	Joey Devine	29
21	Rick Rodríguez	52
26	Sean Doolittle	26
30	Seth Smith	30

### October

4	Kurt Suzuki	29
28	Bob Melvin	51
31	Mike Gallego	52

### November

1	Coco Crisp	33
2	Jermaine Mitchell	28
22	Jonny Gomes	32
23	Pedro Figueroa	27
24	Jarrod Parker	24

### December

2	Chip Hale	48
8	Josh Donaldson	27
8	Jordan Norberto	26
18	Chris Carter	26
19	Michael Taylor	27
30	Grant Balfour	35

## VS. THE AMERICAN LEAGUE

2011		CAREER												
ERA	W	L	S	G	IP	ER	vs. TEAM	ERA	W	L	S	G	IP	ER
—	0	0	0	0	0.0	0	Baltimore	1.29	1	0	0	3	7.0	1
—	0	0	0	0	0.0	0	Boston	8.31	0	0	0	3	8.2	8
—	0	0	0	0	0.0	0	Chicago	6.75	0	1	0	2	2.2	2
—	0	0	0	0	0.0	0	Cleveland	5.68	0	1	0	2	6.1	4
—	0	0	0	0	0.0	0	Detroit	9.00	0	0	0	1	1.0	1
—	0	0	0	0	0.0	0	Kansas City	9.00	0	0	0	4	11.0	11
—	0	0	0	0	0.0	0	Los Angeles	6.10	0	1	0	3	10.1	7
—	0	0	0	0	0.0	0	Minnesota	3.00	0	0	0	2	3.0	1
—	0	0	0	0	0.0	0	New York	0.00	0	0	0	1	3.0	0
—	0	0	0	0	0.0	0	Oakland	2.45	0	0	0	1	3.2	1
—	0	0	0	0	0.0	0	Seattle	3.86	0	1	0	1	7.0	3
—	0	0	0	0	0.0	0	Tampa Bay	6.00	0	1	0	1	6.0	4
—	0	0	0	0	0.0	0	Texas	8.03	0	2	0	3	12.1	11
—	0	0	0	0	0.0	0	Toronto	0.00	0	0	0	2	3.0	0

## VS. THE NATIONAL LEAGUE

2011		CAREER													
ERA	W	L	S	G	IP	ER	vs. TEAM	ERA	W	L	S	G	IP	ER	
—	0	0	0	0	0.0	0	Arizona	1.80	0	0	0	0	1	5.0	1
—	0	0	0	0	0.0	0	Atlanta	3.75	1	1	0	5	12.0	5	
—	0	0	0	0	0.0	0	Chicago	2.57	1	0	0	2	7.0	2	
—	0	0	0	0	0.0	0	Cincinnati	4.41	0	0	0	3	16.1	8	
—	0	0	0	0	0.0	0	Colorado	8.31	2	3	0	11	26.0	24	
—	0	0	0	0	0.0	0	Florida	6.17	0	1	0	5	11.2	8	
—	0	0	0	0	0.0	0	Houston	10.47	1	3	0	4	16.1	19	
—	0	0	0	0	0.0	0	Los Angeles	7.94	2	4	0	8	34.0	30	
—	0	0	0	0	0.0	0	Milwaukee	6.00	0	0	0	6	12.0	8	
—	0	0	0	0	0.0	0	New York	2.70	0	2	0	4	10.0	3	
—	0	0	0	0	0.0	0	Philadelphia	15.75	0	0	0	2	4.0	7	
—	0	0	0	0	0.0	0	Pittsburgh	1.86	1	1	0	3	9.2	2	
—	0	0	0	0	0.0	0	San Diego	5.00	2	1	0	7	27.0	15	
—	0	0	0	0	0.0	0	San Francisco	5.13	2	2	0	13	40.1	23	
9.00	0	0	0	1	2.0	2	St. Louis	4.91	0	0	0	3	3.2	2	
—	0	0	0	0	0.0	0	Washington	3.60	1	0	0	1	5.0	2	

## MONTHLY BREAKDOWN

2011		CAREER												
ERA	W	L	S	G	IP	ER	by MONTH	ERA	W	L	S	G	IP	ER
—	0	0	0	0	0.0	0	April	5.33	2	4	0	10	52.1	31
—	0	0	0	0	0.0	0	May	5.17	1	1	0	12	31.1	18
—	0	0	0	0	0.0	0	June	6.48	2	5	0	26	75.0	54
—	0	0	0	0	0.0	0	July	7.68	2	2	0	19	38.2	33
9.00	0	0	0	1	2.0	2	August	5.44	2	4	0	16	51.1	31
—	0	0	0	0	0.0	0	September	5.42	5	9	0	24	76.1	46

## PITCHING BREAKDOWN

2011		CAREER												
ERA	W	L	S	G	IP	ER	by CATEGORY	ERA	W	L	S	G	IP	ER
—	0	0	0	0	0.0	0	Home	6.17	5	11	0	54	150.1	103
9.00	0	0	0	1	2.0	2	Road	5.67	9	14	0	53	174.2	110
—	0	0	0	0	0.0	0	Day	5.57	5	9	0	37	105.0	65
9.00	0	0	0	1	2.0	2	Night	6.05	9	16	0	70	220.0	148
—	0	0	0	0	0.0	0	Pre-ASG	6.08	6	10	0	54	170.1	115
9.00	0	0	0	1	2.0	2	Post-ASG	5.70	8	15	0	53	154.2	98
—	0	0	0	0	0.0	0	Starter	5.84	8	22	0	41	206.1	134
9.00	0	0	0	1	2.0	2	Reliever	5.99	6	3	0	66	118.2	79

## BALLPARK BREAKDOWN

	ERA	W	L	S	G	IP	ER
Angel Stadium	9.00	0	1	0	1	5.0	5
AT&T Park	5.59	2	2	0	8	29.0	18
Busch Stadium	9.00	0	0	0	1	2.0	2
Camden Yards	1.80	1	0	0	1	5.0	1
Chase Field	6.67	5	10	0	39	117.1	87
Coors Field	9.82	1	2	0	6	14.2	16
Dodger Stadium	6.06	2	1	0	4	16.1	11
Fenway Park	5.79	0	0	0	2	4.2	3
Great American	3.86	0	0	0	2	9.1	4
Kauffman Stadium	9.82	0	0	0	1	3.2	4
Miller Park	9.00	0	0	0	3	5.0	5
Minute Maid Park	13.50	0	1	0	1	4.0	6
O.co Coliseum	4.36	0	1	0	15	33.0	16
Original Yankee Stadium	0.00	0	0	0	1	3.0	0
PETCO Park	4.76	1	0	0	3	11.1	6
PNC Park	2.57	0	1	0	2	7.0	2
Progressive Field	0.00	0	0	0	1	1.0	0
Qualcomm Stadium	4.76	1	0	0	1	5.2	3
Rangers Ballpark	6.00	0	1	0	2	9.0	6
RFK Stadium	3.60	1	0	0	1	5.0	2
Shea Stadium	3.12	0	2	0	3	8.2	3
Sun Life Stadium	5.06	0	1	0	4	10.2	6
Tropicana Field	6.00	0	1	0	1	6.0	4
Turner Field	0.00	0	0	0	2	2.0	0
U.S. Cellular Field	5.40	0	1	0	1	1.2	1
Wrigley Field	3.60	0	0	0	1	5.0	2

## FIELDING STATISTICS

Pitcher		Pct.	G	PO	A	E	TC	DP
2003	1.000	9	1	3	0	4	0	0
2004	1.000	10	0	7	0	7	2	0
2005	—	1	0	0	0	0	0	0
2006	1.000	11	0	4	0	4	0	0
2007	1.000	32	5	12	0	17	1	0
2008	1.000	17	1	9	0	10	0	0
2009	.923	26	2	10	1	13	1	0
2011	1.000	1	0	1	0	1	0	0
<b>Totals</b>	<b>.982</b>	<b>107</b>	<b>9</b>	<b>46</b>	<b>1</b>	<b>56</b>	<b>4</b>	<b>0</b>

## GONZALEZ' CAREER BESTS

**Low Hit Complete Game:** None  
**Innings Pitched:** 7.0 (six times), last: April 21, 2007 at San Francisco. As reliever: 4.0 (twice), last: August 20, 2007 vs. Milwaukee  
**Strikeouts:** 7 (twice), last: April 21, 2007 at San Francisco. As reliever: 5 (twice), last: June 17, 2008 vs. Oakland  
**Longest Winning Streak:** 7, May 25 to September 16, 2007  
**Longest Losing Streak:** 11, June 5, 2004 to June 28, 2006  
**Longest Scoreless Streak:** 11.0, August 24-29, 2004

## SONNY GRAY

63



## RIGHT-HANDED PITCHER

Height/Weight: 5-11 / 180

Bats/Throws: Right / Right

Birthdate: November 7, 1989

Opening Day Age: 22

Birthplace/Resides: Nashville, Tennessee / Smyrna, Tennessee

Major League Service: None

Obtained: Selected in the 1st round (18th selection overall) of the 2011 First-Year Player Draft.

Contract Status: First year of a one-year contract through 2012.

## 2011 HIGHLIGHTS

The A's first round selection in the First-Year Player Draft signed July 25 and combined for a 1-1 record and 0.82 ERA in six starts with the A's affiliate in the Arizona Rookie League and Double-A Midland... did not surrender a home run in 22.0 innings... allowed a .241 opponents batting average, including .206 (7-for-34) against right-handed hitters compared to .267 (12-for-45) against left-handers... issued just one of his six walks to righties... opponents were 2-for-17 (.118) with runners in scoring position... made his professional debut Aug. 7 at the Rangers Arizona Rookie League affiliate, absorbing the loss in a 6-3 decision... allowed a run on four hits in 2.0 innings and struck out two... was transferred to Midland Aug. 11 and went 1-0 with a 0.45 ERA in five starts... did not allow a run in his first four outings, giving him a 19.1-inning scoreless streak from Aug. 7 to Sept. 5... made his Double-A debut with 2.2 scoreless innings Aug. 12 against Tulsa and followed that with 3.2 innings at Tulsa Aug. 19... tossed 5.0 shutout innings and struck out a season-high six against Corpus Christi Aug. 26... recorded his first pro win Aug. 31 at San Antonio (5.0 ip, 1 h, 1 bb, 3 so)... allowed his only run in his final start Sept. 5 at Frisco... tossed 3.2 innings and had season-highs in hits (5) and walks (3)... was rated as the A's third-best prospect by *Baseball America* following the season.

## PERSONAL/MISCELLANEOUS

Sonny Douglas Gray was originally signed by A's scout Matt Ranson... graduated from Smyrna (TN) High School in 2008... originally drafted by the Chicago Cubs in the 27th round that year... did not sign and attended Vanderbilt University... left the Commodores ranking second on the school's all-time win list (27) and fourth in strikeouts (317)... went 12-4 with a 2.43 ERA in 2011 to lead Vanderbilt to its first-ever College World Series appearance... was named second-team All-SEC in 2010 and 2011... was a Louisville Slugger Freshman All-American in 2009... pitched for the USA National Team in 2009 and 2010... was named *Baseball America* Summer Player of the Year in 2010.

## LIFETIME PITCHING RECORD

Year	Club	W	L	ERA	G	GS	CG	SHO	SV	IP	H	R	ER	HR	HB	BB	IBB	SO	WP	BK
2011	AZL A's	0	1	4.50	1	1	0	0	0	2.0	4	1	1	0	0	0	0	2	0	0
	Midland	1	0	0.45	5	5	0	0	0	20.0	15	1	1	0	0	6	0	18	2	0
<b>Minor League Totals</b>		<b>1</b>	<b>1</b>	<b>0.82</b>	<b>6</b>	<b>6</b>	<b>0</b>	<b>0</b>	<b>0</b>	<b>22.0</b>	<b>19</b>	<b>2</b>	<b>2</b>	<b>0</b>	<b>0</b>	<b>6</b>	<b>0</b>	<b>20</b>	<b>2</b>	<b>0</b>

## CAREER TRANSACTIONS

**2008** — Selected by the Chicago Cubs organization in the 27th round of the First-Year Player Draft; did not sign.

**2011** — Selected by the Oakland Athletics organization in the 1st round (18th selection overall) of the First-Year Player Draft.

## GRANT GREEN

36

**OUTFIELDER****Height/Weight:** 6-3 / 180**Bats/Throws:** Right / Right**Birthdate:** September 27, 1987**Opening Day Age:** 24**Birthplace/Resides:** Fullerton, California / Anaheim, California**Major League Service:** None**Obtained:** Selected in the 1st round (13th selection overall) of the 2009 First-Year Player Draft**Contract Status:** First year of a one-year contract through 2012.**CAREER HIGHLIGHTS**

The A's first round pick from the 2009 draft switched positions from shortstop to outfield during the 2011 season at Double-A Midland...named to the Texas League Postseason All-Star team in 2011 after earning California League Postseason All-Star honors at Stockton in 2010...played in the Futures Game in 2010 and 2011, earning MVP honors in the latter contest...has a .304 (334 for 1097) average with 73 doubles, seven triples, 29 home runs and 152 RBI in 263 games over three professional seasons...was rated as the A's number six prospect by *Baseball America* following the 2011 season after being ranked number one after 2010 and number three after 2009.

**2011 HIGHLIGHTS**

Was named to the Texas League Postseason All-Star Team as a utility player as he changed positions from shortstop to center field in mid-July...batted .291 with nine home runs and 62 RBI in 127 games for Double-A Midland...ranked second in the TL in hits (154), third in doubles (33), fifth in at bats (530) and 10th in batting...was also named to the Topps/Minor League Baseball Double-A All-Star team...tied for second in the A's farm system in hits, ranked third in doubles, tied for fifth in runs (76) and total bases (216), seventh in batting and 10th in extra base hits (43)...led the RockHounds in runs, hits, doubles and strikeouts (119)...each of his first 79 appearances came at shortstop...committed 21 errors for a .942 fielding percentage...made his professional debut in the outfield July 15, with each of his final 47 defensive appearances coming in center field...made three errors for a .970 fielding percentage and had one assist as an outfielder...his numbers improved offensively following the switch...hit .284 with four home runs and 41 RBI as a shortstop but then batted .300 with five home runs and 21 RBI while playing center...batted .329 (56-for-170) against left-handed pitching compared to .272 (98-for-360) against right-handers...hit .310 with runners on base and .308 at home...had a .297 average with runners in scoring position but that dropped to .237 with RISP and two outs...was 7-for-18 (.389) with the bases loaded...batted second 120 times and also made seven starts in the three spot in the order...hit .290 with five home runs and 19 RBI in 26 games with Phoenix in the Arizona Fall League following the season...added nine doubles and two triples for a .551 slugging percentage and also scored 22 runs...tied for third in the AFL in extra base hits (16) and tied for fourth in doubles...was rated as the A's sixth-best prospect by *Baseball America* following the season.

**MIDLAND:** Got off to a slow start as he batted .176 over his first 16 games through April 24...that included April 19 at Springfield when he had a grand slam and a season-high five RBI...the slam was his only hit in the game but he walked twice and scored a season-high four runs...would not homer again until June 20 at Frisco, a 48-game homerless streak...hit safely in 13 consecutive games from April 25 to May 7...went 24-for-56 (.429) with seven doubles and eight runs scored during the streak to boost his average over 100 points to .290...had a 13-game streak without an RBI from May 12 to June 3...was on the disabled list from May 19 to 26 with an oblique muscle spasm...hit .325 in 20 games in May...went 0 for 5 June 15 against Frisco and also committed four errors at shortstop...collected a season-high four hits June 19 at San Antonio...was named to the Texas League Midseason All-Star team and went 0 for 2 with a walk and a RBI in a start at shortstop for the Southern Division squad in the All-Star Game June 29 at San Antonio...was also selected to the Futures Game for the second consecutive season...went 2 for 2 with two doubles, a RBI and a run scored for the United States in the game July 10 at Chase Field...was named Futures Game MVP...his average at Midland slipped to .281 following the conclusion of

play July 29... then had a season-best 15-game hitting streak from July 30 to Aug. 17 (27-for-62, .435) to lift his batting average over the .300 mark (.302)... was named TL Batter of the Week for the week of Aug. 8-14... went 12-for-24 (.500) with six runs, two doubles, a home run and four RBI in six games... batted .342 in 27 games in August... then went 5-for-22 (.227) in September to finish the year at .291... was transferred to Sacramento Sept. 6 and played in seven postseason games for the River Cats... went 8-for-27 (.296) with two doubles and four RBI.

## CAREER

**2010**—Was named to the California League Postseason All-Star Team after batting .318 with 20 home runs and 87 RBI in 131 games... ranked second in the league in hits (174), third in doubles (39), total bases (285) and at bats (548), tied for third in runs (107) and extra base hits (65), fifth in slugging (.520) and seventh in batting (.318)... tied for fifth in all of Minor League Baseball in hits... was rated as the third best prospect in the CL by *Baseball America* following the season and was listed as the A's number one prospect... was also named as the Best Hitter for Average in the A's organization in the magazine's Best Tools survey for prospects... entered the season ranked 52nd on *Baseball America's* Top 100 Prospects List... led the A's farm system in batting, runs, hits, doubles and total bases, tied for the lead in extra base hits, ranked third in slugging, fifth in home runs and RBI and tied for sixth in triples (6)... led the Ports in batting, runs, hits, doubles and total bases... batted .373 against left-handed pitching and .298 against right-handers... had 49 multiple hit games... hit 15 of his 20 home runs at home... had just two home runs over his first 56 games through June 6... then hit 18 home runs over his final 75 games... batted .356 with eight of his 20 home runs in the first inning... led CL shortstops with 37 errors and had a .920 fielding percentage in 114 games... also appeared in one game at second base without accepting a chance... batted .324 in 17 games as the designated hitter... hit second in the order 121 times and batted third 10 times... batted .345 with two home runs and five RBI over his first 13 games... had his first of three five-hit games May 6 against San Jose... his second five-hit game came May 31 at Modesto as part of a nine-game hitting streak, during which he batted .475 (19 for 40)... went 4 for 6 with a season-high four runs scored June 15 at Bakersfield... that lifted his average to .306 and it never dipped below .300 the rest of the season... went 20 for 41 (.487) with 14 runs, five doubles, two triples, two home runs and 10 RBI over a nine-game stretch from June 15 to 27... finished June with a .340 batting average and then hit .347 in July... played for the United States in the 2010 All-Star Futures game at Anaheim and went 1 for 2 with a RBI... had a season best 14-game hitting streak from July 16 to 30... hit .377 (23 for 61) with 13 runs, seven doubles, two home runs and 12 RBI during the streak... was named California League Batter of the Week for the week of Aug. 16-22 when he hit .407 (11 for 27) with five runs, three doubles, one triple, two home runs and eight RBI... drove in a run in seven consecutive games from Aug. 15 to 22 and finished the month of August with eight home runs and 26 RBI in 28 games... went 5 for 6 with four runs, two doubles, a home run and three RBI Sept. 4 at Bakersfield... scored a run in each of his final nine regular season games (16 runs total)... then went 3 for 9 (.333) with a double and two runs scored in two postseason games for the Ports... transferred to Midland after that and was 3 for 22 (.136) with two home runs and four RBI in five postseason games for the RockHounds... played for Phoenix in the Arizona Fall League following the season and hit .200 with one triple and three RBI in 13 games.

**2009**—Was the A's first round pick in the 2009 draft and signed at the deadline Aug. 17... was assigned to Single-A Stockton and made his debut Sept. 2 against Bakersfield with a 1 for 4 performance in a start at designated hitter... appeared in five games for the Ports, all at designated hitter, and batted .316 with a double and three RBI... was named the A's third best prospect and the Best Defensive Infielder by *Baseball America* following the season.

## PERSONAL/MISCELLANEOUS

Grant Thomas Green was originally signed by A's scout JT Stotts... graduated from Canyon (Anaheim Hills, CA) High School in 2006 where he earned All-CIF Division I honors as a senior... attended the University of Southern California where he was a two-time All-Pac-10 selection... had a .359 career batting average, 20 home runs and 102 RBI in 160 games and set a school record with 20 triples... was a member of the 2005 U.S. Junior National Team.

## LIFETIME PLAYING RECORD

Year	Club	AVG.	G	AB	R	H	2B	3B	HR	RBI	SH	SF	HP	BB	SO	SB	CS	SLG	OBP	E
2009	Stockton	.316	5	19	2	6	1	0	0	3	0	0	0	1	5	1	0	.368	.350	0
2010	Stockton	.318	131	548	107	174	39	6	20	87	3	10	7	38	117	9	5	.520	.363	37
2011	Midland	.291	127	530	76	154	33	1	9	62	6	6	6	39	119	6	8	.408	.343	24
<b>Minor League Totals</b>		<b>.304</b>	<b>263</b>	<b>1097</b>	<b>185</b>	<b>334</b>	<b>73</b>	<b>7</b>	<b>29</b>	<b>152</b>	<b>9</b>	<b>16</b>	<b>13</b>	<b>78</b>	<b>241</b>	<b>16</b>	<b>13</b>	<b>.463</b>	<b>.353</b>	<b>61</b>

## CAREER TRANSACTIONS

**2006** — Selected by the San Diego Padres organization in the 14th round of the First-Year Player Draft; did not sign.  
**2009** — Selected by the Oakland Athletics organization in the 1st round (13th selection overall) of the First-Year Player Draft.

## ATHLETICS BIGGEST COMEBACK

On July 20, 2009, the A's set an Oakland record by overcoming an eight-run deficit to win. Trailing Minnesota 12-2 entering the bottom of the third inning, the A's scored three times in the third, twice in the fourth and seven times in the seventh to win 14-13. The all-time Athletics record is also the Major League record, set by the Philadelphia A's on June 15, 1925 against Cleveland. The A's trailed by 12 runs in that game and scored 13 times in the bottom of the eighth to win 17-15.

**INFIELDER****Height/Weight:** 6-2 / 200**Bats/Throws:** Right / Right**Birthdate:** September 14, 1985**Opening Day Age:** 26**Birthplace/Resides:** Houston, Texas / Pasadena, California**Major League Service:** 120 days**Obtained:** Claimed off waivers from Atlanta, March 13, 2012**Contract Status:** First year of a one-year contract through 2012.**CAREER HIGHLIGHTS**

Made his Major League debut with Atlanta in 2010 and went 1 for 26 (.038) in 33 games with the Braves in 2010 and 2011...scored eight runs as 11 of his 33 appearances have been as a pinch runner...is a .241 (402-for-1668) hitter with 62 home runs and 211 RBI in 473 minor league games over five seasons... appeared in 432 games at shortstop, 20 at third base, seven at second base and three at first base...played for Peoria in the Arizona Fall League in 2007 and 2009...was a Carolina League All-Star in 2008 after tallying 19 home runs and 56 in 93 games with Myrtle Beach.

**2011 HIGHLIGHTS**

Opened the 2011 season on the Major League roster for the first time on his career and appeared in 12 games...went 1-for-10 (.100) with one RBI before being optioned to Triple-A Gwinnett May 7...collected his first ML hit and RBI as a pinch-hitter May 1 against St. Louis with a single to left field in the bottom of the fifth inning...was also with the Braves two other times from June 10 to 16 and July 9 to 14...posted an 11-game hitting streak with Gwinnett from June 24 to July 4, hitting .378 (17-for-45) with five home runs and 11 RBI...plated a season-high five runs June 5 against Buffalo and collected a season-high four hits July 31 against Indianapolis...had a .293 (34-for-116) average with eight home runs against lefties compared to .233 (57-for-245) with 10 home runs against right-handers.

**CAREER**

**2010**—Shortstop spent first season with Triple-A Gwinnett, batting .211 with nine doubles, seven home runs and 22 RBI in 77 contests...also swiped 10 bases...was selected by Atlanta May 4 to replace the injured Yunel Escobar...appeared on the ML roster five different times: May 4-14, June 12-July 14, Aug. 13-16, Aug. 18 and Sept. 20 through the end of the season...appeared in 16 games for the Braves, including 10 as a pinch-runner...defensively he played in five contests (two at shortstop, two at third base, one at second base)...made his Major League debut May 5 at Washington by pinch running for Troy Glaus in the top of the 10th inning...scored the go-ahead run that won the game...had a season-high five hits May 25 at Indianapolis and a season-high three RBI April 24 at Durham...had his season cut short due to a fractured right index finger suffered Aug. 20...underwent successful surgery on his right index finger performed by Dr. Gary Laurie on Aug. 25 in Atlanta...was recalled from Gwinnett Sept. 20 and placed on the 60-day disabled list.

**2009**—Played his first full season at Double-A Mississippi, where he led the team with 10 home runs, 25 doubles and 464 at-bats while ranking second in RBI (48) and hits (110)...tied for seventh in the Braves organization in doubles, ranked eighth in home runs and tied for ninth in hits...following the season, *Baseball America* rated him the 18th-best prospect in the Atlanta organization...tabbed by the magazine as being the “Best Defensive Infielder” and as having the “Best Infield Arm” among all Braves minor leaguers...was successful on 17-of-18 stolen base attempts, which tied for seventh-most in the organization...ranked fifth among Braves farmhands with 63 runs...hit .288 against left-handed pitchers compared to .222 against right-handers...matched his career high with a two-home run performance Aug. 25 at Charlotte...batted .310 (27-for-87) with five doubles, one triple, one home run, 11 RBI and seven stolen bases in 23 contests for the Peoria Saguaros of the Arizona Fall League.

**2008**—Was promoted to Double-A Mississippi from Myrtle Beach July 31 and reassigned to Myrtle Beach Aug. 17...played 16 games at Mississippi and hit .241 with one home run and seven RBI...was named the Best Defensive Shortstop and the 13th-best prospect in the Carolina League by *Baseball*



*America*...was a Carolina League All-Star and named a CL mid-season and post-season All-Star by *Baseball America*...*Baseball America* ranked him the best defensive shortstop in the CL and the best infield arm in Atlanta's system...ranked fourth in the organization with 20 home runs, tied for fifth with 77 runs scored and ninth with 63 RBI...was named CL Hitter of the Week for the week ending April 27...had a season-best 11-game hitting streak from June 7-18 (.372, 2 HR, 8 RBI).

**2007**—Opened the season with Rookie Danville and was promoted to Single-A Rome in July...batted .395 over an 11-game hitting streak from July 11-22 that included games at Danville and Rome...named the eighth-best prospect in the Appalachian League by *Baseball America* following the season...hit .188 with three doubles, two home runs and eight RBI in 19 contests for the Peoria Javelinas of the Arizona Fall League.

## PERSONAL/MISCELLANEOUS

Brandon Ryan Hicks was originally signed by Atlanta scout John Barron...attended Texas A&M University.

### LIFETIME PLAYING RECORD

Year	Club	AVG.	G	AB	R	H	2B	3B	HR	RBI	SH	SF	HP	BB	SO	SB	CS	SLG	OBP	E
2007	Danville	.224	18	58	14	13	3	1	3	13	1	1	2	12	18	1	2	.466	.370	2
	Rome	.313	37	128	26	40	11	0	4	15	0	1	1	27	26	5	3	.492	.433	6
2008	Myrtle Beach	.234	93	342	68	80	23	2	19	56	3	2	8	45	122	14	3	.480	.335	18
	Mississippi	.241	16	54	9	13	3	1	1	7	1	1	1	7	17	0	0	.389	.333	1
2009	Mississippi	.237	128	464	63	110	25	4	10	48	8	4	5	53	131	17	1	.373	.319	28
2010	Gwinnett	.211	77	261	27	55	9	1	7	22	1	0	5	20	74	10	6	.333	.280	20
	ATLANTA	.000	16	5	7	0	0	0	0	0	0	0	0	1	2	0	0	.000	.167	0
2011	ATLANTA	.048	17	21	1	1	0	0	0	1	0	0	0	1	9	0	0	.048	.091	1
	Gwinnett	.252	104	361	52	91	14	1	18	50	2	0	3	41	137	8	3	.446	.333	13
<b>ML Totals</b>		<b>.038</b>	<b>33</b>	<b>26</b>	<b>8</b>	<b>1</b>	<b>0</b>	<b>0</b>	<b>0</b>	<b>1</b>	<b>0</b>	<b>0</b>	<b>0</b>	<b>2</b>	<b>11</b>	<b>0</b>	<b>0</b>	<b>.038</b>	<b>.107</b>	<b>1</b>
<b>Minor League Totals</b>		<b>.241</b>	<b>473</b>	<b>1668</b>	<b>259</b>	<b>402</b>	<b>88</b>	<b>10</b>	<b>62</b>	<b>211</b>	<b>16</b>	<b>9</b>	<b>25</b>	<b>205</b>	<b>525</b>	<b>55</b>	<b>18</b>	<b>.417</b>	<b>.331</b>	<b>88</b>

### CAREER TRANSACTIONS

**2007** — Selected by the Atlanta Braves organization in the 3rd round of the First-Year Player Draft. **2010** — On disabled list, September 20 to November 8. **2012** — Claimed off waivers by the Oakland Athletics, March 13.

## VS. THE AMERICAN LEAGUE

2011					CAREER					
AVG.	AB	H	HR	RBI	vs. TEAM	AVG.	AB	H	HR	RBI
—	0	0	0	0	Tampa Bay	.000	4	0	0	0

## VS. THE NATIONAL LEAGUE

2011					CAREER					
AVG.	AB	H	HR	RBI	vs. TEAM	AVG.	AB	H	HR	RBI
.000	8	0	0	0	Houston	.000	8	0	0	0
.000	3	0	0	0	Milwaukee	.000	3	0	0	0
.000	3	0	0	0	New York (NL)	.000	3	0	0	0
.000	2	0	0	0	Philadelphia	.000	3	0	0	0
.000	1	0	0	0	San Diego	.000	1	0	0	0
.000	2	0	0	0	San Francisco	.000	2	0	0	0
1.000	1	1	0	1	St. Louis	1.000	1	1	0	1
.000	1	0	0	0	Washington	.000	1	0	0	0

## MONTHLY BREAKDOWN

2011					CAREER					
AVG.	AB	H	HR	RBI	by MONTH	AVG.	AB	H	HR	RBI
.000	7	0	0	0	April	.000	7	0	0	0
.333	3	1	0	1	May	.250	4	1	0	1
.000	9	0	0	0	June	.000	13	0	0	0
.000	2	0	0	0	July	.000	2	0	0	0
—	0	0	0	0	August	—	0	0	0	0
—	0	0	0	0	September	—	0	0	0	0

## BATTING BREAKDOWN

2011					CAREER					
AVG.	AB	H	HR	RBI	by CATEGORY	AVG.	AB	H	HR	RBI
.167	6	1	0	1	Home	.100	10	1	0	1
.000	15	0	0	0	Road	.000	16	0	0	0
.083	12	1	0	1	Day	.083	12	1	0	1
.000	9	0	0	0	Night	.000	14	0	0	0
.048	21	1	0	1	Pre-ASG	.038	26	1	0	1
—	0	0	0	0	Post-ASG	—	0	0	0	0
.111	9	1	0	1	vs. LHP	.100	10	1	0	1
.000	12	0	0	0	vs. RHP	.000	16	0	0	0
1.000	1	1	0	1	RISP	.500	2	1	0	1
—	0	0	0	0	Bases Loaded	—	0	0	0	0
.111	9	1	0	1	Pinch Hitter	.077	13	1	0	1
—	0	0	0	0	Designated Hitter	—	0	0	0	0

## BALLPARK BREAKDOWN

	AVG.	AB	H	HR	RBI
AT&T Park	.000	2	0	0	0
Citizens Bank Park	.000	3	0	0	0
Miller Park	.000	1	0	0	0
Minute Maid Park	.000	8	0	0	0
Nationals Park	.000	1	0	0	0
PETCO Park	.000	1	0	0	0
Turner Field	.100	10	1	0	1

## FIELDING STATISTICS

### Second Base

YEAR	PCT.	G	PO	A	E	TC	DP
2010	—	1	0	0	0	0	0
<b>Totals</b>	<b>—</b>	<b>1</b>	<b>0</b>	<b>0</b>	<b>0</b>	<b>0</b>	<b>0</b>

### Third Base

YEAR	PCT.	G	PO	A	E	TC	DP
2010	1.000	3	0	3	0	3	0
2011	.667	6	0	2	1	3	0
<b>Totals</b>	<b>.833</b>	<b>9</b>	<b>0</b>	<b>5</b>	<b>1</b>	<b>6</b>	<b>0</b>

### Shortstop

YEAR	PCT.	G	PO	A	E	TC	DP
2010	—	2	0	0	0	0	0
2011	.909	3	3	7	1	11	2
<b>Totals</b>	<b>.909</b>	<b>5</b>	<b>3</b>	<b>7</b>	<b>1</b>	<b>11</b>	<b>2</b>

## HICKS' CAREER BESTS

Hits: 1, May 1, 2011 vs. St. Louis

Home Runs: None

Runs Batted In: 5 (twice), May 15, 2009 vs. Oakland; June 10, 2007 vs. New York (NL)

Stolen Bases: 1, May 1, 2011 vs. St. Louis

Hitting Streak: 1, May 1, 2011

Hitless Streak (At Bats): 13, May 5, 2011 to present

Grand Slams: None

Pinch-Hit Home Runs: None

Inside-The-Park Home Runs: None

Game Ending Home Runs: None

Lead Off Home Runs: None

**INFIELDER****Height/Weight:** 5-11 / 205**Bats/Throws:** Right / Right**Birthdate:** August 2, 1984**Opening Day Age:** 27**Birthplace/Resides:** Perth, Australia / Perth, Australia**Major League Service:** 147 days**Obtained:** Claimed off waivers from Minnesota, April 22, 2012**Contract Status:** First year of a one-year contract through 2012.**CAREER HIGHLIGHTS**

Is a .224 hitter with eight home runs and 31 RBI in 98 career games...made his Major League debut with Minnesota in 2010, appearing in two games...homered in his first Major League at bat April 28 at Detroit...played 96 games last year...also has a .268 (611 for 2283) average with 60 home runs and 316 RBI in 628 minor league games...appeared in 277 games at third base, 243 at second base, 34 at shortstop, 24 in left field, six at first base, five in right field and four in center field...played for Australia in the World Baseball Classic in 2006 and 2009 and the All-Star Futures Game in 2008.

**2011 HIGHLIGHTS**

Led the Twins with six home runs and 15 RBI in Spring Training...was optioned to Triple-A Rochester, March 27...recalled prior to Red Wings opener, April 8, as Tsuyoshi Nishioka was placed on the 15-day disabled list...had his first career three-hit game April 27 against Tampa Bay...hit his first home run of the season April 29 at Kansas City...optioned to Rochester May 22...played in 10 games for the Red Wings, batting .167, before being recalled June 3...batted .414 (12-for-29) with three doubles and seven runs scored in an eight game span from June 3-12...hit his second home run, a two-run shot in the fifth inning, June 28 vs. Los Angeles (NL)...hit his third home run, a three-run shot in the fourth inning, July 8 at Chicago (AL)...both homers were the deciding runs/game-winning runs in those respective games...was optioned back to Rochester July 22, before being recalled a week later, July 29...optioned back to Rochester, July 31...recalled Aug. 18 and spent the rest of the season with the Twins...recorded 12 RBI in a six-game span, Aug. 27-Sept. 2, including his first career two-homer game and career-high five RBI, Aug. 28 vs. Detroit...appeared in 86 games defensively, playing 37 games at second base (34 starts), 36 games at first base (30 starts) and 13 games at third base (12 starts).

**CAREER**

**2010**—Began the season at Triple-A Rochester...played in 13 games for the Red Wings before being recalled April 24...made his Major League debut and homered off Max Scherzer in his first career at bat April 28 at Detroit...became the fifth player in Twins history to homer in his first ML at bat, the first since Andre David on June 29, 1984...is the eighth Australian-born player to hit a homer in the Major Leagues and the first to do it in his first ML at bat...appeared in two games for the Twins, going 2-for-7 (.286) with a home run, one RBI and three strikeouts before being optioned to Rochester, May 1...appeared in just nine more games with the Red Wings before missing the rest of the season with a Sports Hernia...played in the Venezuelan Winter Leagues with Tigres de Aragua, batting .196 in 15 games...played with Perth in the Australian Baseball League after the VWL, batting .337 in 23 games.

**2009**—Played in the World Baseball Classic with the Australian team, batting .250 with one home run, three RBI and three runs scored in three games...started the regular season with Triple-A Rochester...hit a two-run homer on Opening Day, April 9 at Syracuse...was placed on the disabled list with a strained left oblique June 11...batted .370 with four home runs and 11 RBI against left-handed pitching at Rochester...joined the GCL Twins for four games on a rehab assignment...reinstated July 7 and transferred to Double-A New Britain...collected two four-hit games with the Rock Cats, July 8 vs. Connecticut (three doubles) and August 6 at Erie...placed on the temporarily inactive list, Sept. 5 until the end of the season to play for the Australian World Cup Team...had a cyst removed from right wrist, Dec. 10.

**2008**—Began the season at Double-A New Britain...hit safely in 29 of his first 32 games...named the Twins' Minor League Player of the Week and the Eastern League Player of the Week, April 26-May 1,

after going 13-for-32 (.406) with six home runs, nine runs scored and 10 RBI...named both the Twins' Minor League Player of the Month and Eastern League Player of the Month for April...had a 17-game hitting streak from April 21-May 15, going 32-for-77 (.416)...disabled with a left groin strain, June 9 to 27...named to the 2008 Futures Game (World Team) where he started at third base and went 0-for-2, July 13 at New York...promoted to Triple-A Rochester, July 31...recorded 10 multi-hit games in just 29 games with the Red Wings...started 26 games at third base...played in the Venezuelan Winter League for Tigres de Aragua.

**2007**—Spent the entire season at Double-A New Britain...appeared in 92 games seeing time at first base, second base, third base and the outfield...also pitched a scoreless inning of relief July 2 at Reading (1 h)...went 4-for-4 with two RBI and two runs scored, May 9 at Harrisburg...hit safely in seven straight games June 3-12, batting .739 (17-for-23)...named Eastern League Player of the Week, June 4-10...posted a .309 batting average against left-handed pitching...hit .355 in 29 home games.

**2006**—Spent the entire season at Single-A Ft. Myers...homed and drove in three runs in his first game of the season April 6 at Sarasota...appeared in 95 games, including 82 at third base, nine at second base and one at first base.

**2005**—Began the season at Single-A Beloit...promoted to Single-A Ft. Myers July 29...played for the Australian National Team in the 2005 World Cup, Sept. 2-17...recorded his first hit (1-for-3) of the games, Sept. 7 vs. Czech Republic...appeared in seven games going 1-for-15.

**2004**—Spent entire season at Rookie Level Elizabethton...started the season going 0-for-15 before going 10-for-his-next-25 (.400)...finished the year hitting .333 over his final 18 games...appeared in 44 games, including 40 at second base and one at first base.

**2003**—Made his professional debut with the Gulf Coast League Twins...reached base safely in 19 straight games (.442 OBP), June 28-July 18...led the team in RBI and was second in hits and total bases...named to the GCL Postseason All-Star team...played 33 games at shortstop and 23 at third base.

## PERSONAL/MISCELLANEOUS

Luke Trevor Hughes was originally signed by Twins scout Howard Norsetter...is a 2002 graduate of Hampton High School in Perth, Australia...played for the Australian National Team in the 2005 World Cup and the 2006 and 2009 World Baseball Classic.

## LIFETIME PLAYING RECORD

Year	Club	AVG.	G	AB	R	H	2B	3B	HR	RBI	SH	SF	HP	BB	SO	SB	CS	SLG	OBP	E
2003	GCL Twins	.305	54	190	22	58	9	4	2	25	4	1	2	15	22	5	5	.426	.361	12
2004	Elizabethton	.284	44	141	20	40	8	1	3	19	2	3	4	9	30	1	3	.418	.338	4
2005	Beloit	.257	72	292	42	75	14	2	7	42	2	3	7	21	63	4	2	.390	.319	10
	Ft. Myers	.202	23	84	9	17	3	1	0	7	2	3	1	2	15	0	0	.262	.222	5
2006	Ft. Myers	.231	95	333	31	77	15	0	4	37	2	5	5	23	72	6	2	.312	.287	19
2007	New Britain	.283	92	315	56	89	18	2	9	43	5	4	4	34	68	4	1	.438	.356	3
2008	New Britain	.319	70	285	53	91	15	3	15	40	2	1	3	28	70	4	1	.551	.385	12
	Rochester	.283	29	106	17	30	7	1	3	21	0	3	1	7	30	2	0	.453	.325	5
2009	Rochester	.259	37	135	19	35	8	2	6	28	0	3	1	18	38	2	0	.481	.344	10
	GCL Twins	.273	4	11	0	3	0	0	0	0	0	0	0	4	1	0	0	.273	.467	3
2010	New Britain	.250	56	200	22	50	15	3	6	36	1	5	4	19	38	1	1	.445	.320	9
	Rochester	.257	22	74	12	19	8	0	1	7	1	0	1	5	18	2	0	.405	.313	1
	MINNESOTA	.286	2	7	1	2	0	0	1	1	0	0	0	0	3	0	1	.714	.286	0
2011	Rochester	.231	30	117	16	27	6	1	4	11	0	2	0	10	18	2	0	.402	.287	4
	MINNESOTA	.223	96	287	31	64	12	0	7	30	2	1	3	24	79	3	2	.338	.289	5
<b>ML Totals</b>		<b>.224</b>	<b>98</b>	<b>294</b>	<b>32</b>	<b>66</b>	<b>12</b>	<b>0</b>	<b>8</b>	<b>31</b>	<b>2</b>	<b>1</b>	<b>3</b>	<b>24</b>	<b>82</b>	<b>3</b>	<b>3</b>	<b>.347</b>	<b>.289</b>	<b>5</b>

## CAREER TRANSACTIONS

**2002** — Signed by the Minnesota Twins organization as a non-drafted free agent, July 19. **2012** — Claimed off waivers by the Oakland Athletics, April 22.

## WORLD BASEBALL CLASSIC RECORD

Year	Country	AVG	G	AB	R	H	2B	3B	HR	RBI	SH	SF	HB	BB	SO	SB	CS	SLG	OBP	E
2006	Australia	.000	2	3	0	0	0	0	0	0	0	0	1	1	1	0	0	.000	.400	0
2009	Australia	.250	3	12	3	3	1	0	1	3	0	0	1	1	5	0	0	.583	.357	0
<b>Totals</b>		<b>.200</b>	<b>5</b>	<b>15</b>	<b>3</b>	<b>3</b>	<b>1</b>	<b>0</b>	<b>1</b>	<b>3</b>	<b>0</b>	<b>0</b>	<b>2</b>	<b>2</b>	<b>6</b>	<b>0</b>	<b>0</b>	<b>.467</b>	<b>.368</b>	<b>0</b>

### VS. THE AMERICAN LEAGUE

2011		CAREER									
AVG.	AB	H	HR	RBI	vs. TEAM	AVG.	AB	H	HR	RBI	
.208	24	5	0	0	Baltimore	.208	24	5	0	0	
.333	6	2	0	0	Boston	.333	6	2	0	0	
.222	36	8	0	0	Cleveland	.222	36	8	0	0	
.216	37	8	2	6	Chicago	.216	37	8	2	6	
.304	23	7	3	10	Detroit	.300	30	9	4	11	
.242	33	8	1	3	Kansas City	.242	33	8	1	3	
.273	11	3	0	2	Los Angeles	.273	11	3	0	2	
—	0	0	0	0	Minnesota	—	0	0	0	0	
.333	12	4	0	2	New York	.333	12	4	0	2	
.091	11	1	0	0	Oakland	.091	11	1	0	0	
.000	4	0	0	0	Seattle	.000	4	0	0	0	
.200	20	4	0	1	Tampa Bay	.200	20	4	0	1	
.364	11	4	0	1	Texas	.364	11	4	0	1	
.000	8	0	0	0	Toronto	.000	8	0	0	0	

### VS. THE NATIONAL LEAGUE

2011		CAREER									
AVG.	AB	H	HR	RBI	vs. TEAM	AVG.	AB	H	HR	RBI	
.000	1	0	0	0	Arizona	.000	1	0	0	0	
.182	11	2	1	2	Los Angeles	.182	11	2	1	2	
.200	20	4	0	1	Milwaukee	.200	20	4	0	1	
.222	9	2	0	0	San Diego	.222	9	2	0	0	
.200	10	2	0	2	San Francisco	.200	10	2	0	2	

### MONTHLY BREAKDOWN

2011		CAREER									
AVG.	AB	H	HR	RBI	by MONTH	AVG.	AB	H	HR	RBI	
.250	44	11	1	4	April	.255	51	13	2	5	
.148	27	4	0	2	May	.148	27	4	0	2	
.270	74	20	1	5	June	.270	74	20	1	5	
.200	35	7	1	4	July	.200	35	7	1	4	
.256	39	10	4	11	August	.256	39	10	4	11	
.176	68	12	0	4	September	.176	68	12	0	4	

### BATTING BREAKDOWN

2011		CAREER									
AVG.	AB	H	HR	RBI	by CATEGORY	AVG.	AB	H	HR	RBI	
.227	163	37	4	19	Home	.227	163	37	4	19	
.218	124	27	3	11	Road	.221	131	29	4	12	
.198	111	22	4	15	Day	.202	114	23	4	15	
.239	176	42	3	15	Night	.239	180	43	4	16	
.244	168	41	3	15	Pre-ASG	.246	175	43	4	16	
.193	119	23	4	15	Post-ASG	.193	119	23	4	15	
.196	92	18	3	14	vs. LHP	.198	96	19	3	14	
.236	195	46	4	16	vs. RHP	.237	198	47	5	17	
.188	69	13	3	23	RISP	.181	72	13	3	23	
.333	3	1	0	5	Bases Loaded	.333	3	1	0	5	
.000	9	0	0	0	Pinch Hitter	.000	9	0	0	0	
.000	3	0	0	0	Designated Hitter	.000	3	0	0	0	

### BALLPARK BREAKDOWN

	AVG.	AB	H	HR	RBI
Angel Stadium	.273	11	3	0	2
AT&T Park	.200	10	2	0	2
Camden Yards	.250	12	3	0	0
Chase Field	.000	1	0	0	0
Comerica Park	.214	14	3	1	1
Fenway Park	.333	6	2	0	0
Kauffman Stadium	.222	18	4	1	1
Miller Park	.125	8	1	0	0
O.co Coliseum	.000	4	0	0	0
Progressive Field	.316	19	6	0	0
Target Field	.227	163	37	4	19
Tropicana Field	.000	6	0	0	0
U.S. Cellular Field	.222	18	4	2	5
Yankee Stadium	.250	4	1	0	1

### FIELDING STATISTICS

First Base							
YEAR	PCT.	G	PO	A	E	TC	DP
2011	.997	36	278	13	1	292	26
<b>Totals</b>	<b>.997</b>	<b>36</b>	<b>278</b>	<b>13</b>	<b>1</b>	<b>292</b>	<b>26</b>

Second Base							
YEAR	PCT.	G	PO	A	E	TC	DP
2011	.989	37	79	108	2	189	25
<b>Totals</b>	<b>.989</b>	<b>37</b>	<b>79</b>	<b>108</b>	<b>2</b>	<b>189</b>	<b>25</b>

Third Base							
YEAR	PCT.	G	PO	A	E	TC	DP
2011	1.000	2	0	4	0	4	1
2011	.949	13	10	27	2	39	2
<b>Totals</b>	<b>.953</b>	<b>15</b>	<b>10</b>	<b>31</b>	<b>2</b>	<b>43</b>	<b>3</b>

### HUGHES' CAREER BESTS

**Hits:** 3 (three times), last: July 8, 2011 at Chicago (AL)

**Home Runs:** 2, August 28, 2011 vs. Detroit

**Runs Batted In:** 5, August 28, 2011 vs. Detroit

**Stolen Bases:** 1 (three times), last: September 19, 2011 at Detroit

**Hitting Streak:** 6, June 3 to 9, 2011

**Hitless Streak (At Bats):** 14, July 14 to August 19, 2011

**Grand Slams:** None.

**Pinch-Hit Home Runs:** None.

**Inside-The-Park Home Runs:** None.

**Game Ending Home Runs:** None.

**Lead Off Home Runs:** None.

## CEDRIC HUNTER

18



## OUTFIELDER

Height/Weight: 6-0 / 185

Bats/Throws: Left / Left

Birthdate: March 10, 1988

Opening Day Age: 24

Birthplace/Resides: Decatur, Georgia / Decatur, Georgia

Major League Service: 10 days

Obtained: Claimed off waivers from San Diego, October 25, 2011

Contract Status: First year of a one-year contract through 2012.

## CAREER HIGHLIGHTS

Was originally selected by San Diego in the third round of the 2006 draft and spent the first six seasons of his professional career with the Padres organization before he was claimed off waivers by Oakland following the 2011 season...made his Major League debut with San Diego in 2011...hit .291 (.779 for 2676) with 31 home runs and 340 RBI in 671 minor league games...named to the California League Postseason All-Star team in 2008 at Lake Elsinore after leading all of Minor League Baseball with 186 hits...named Player of the Year at Single-A Fort Wayne in 2007...named Arizona Rookie League Most Valuable Player in his first season in 2006...reached base safely via hit or walk in each of the first 48 games of his professional career...was named the Padres' No. 1 prospect by *Baseball America* prior to the 2007 season, No. 8 prior to 2008 and No. 6 prior to 2009.

## 2011 HIGHLIGHTS

Made his Major League debut with San Diego, going 1 for 4 (.250) with a run scored and a walk in six games...hit .357 in 18 games with the Padres during the spring but was optioned to Tucson March 15...was recalled March 28 and was on San Diego's Opening Day roster...made his debut March 31 at St. Louis...pinch ran for Maybin in the 11th inning and scored the Padres' final run in a 5-3, 11-inning win on Opening Day at St. Louis...his first at-bat came two days later against the Cardinals, a pinch-hit walk in the seventh inning...had a pinch-hit single off Guillermo Mota in the sixth inning April 5 against San Francisco for his first ML hit...went 1-for-3 (.333) as a pinch-hitter...did not make a start although he did appear in two games in center field...all of his at-bats came against right-handed pitching...was optioned to Tucson April 9, spending the remainder of the season in the minors.

**TUCSON:** Hit .255 with two home runs and 33 RBI in 81 games with Tucson before his season ended July 17 with a strained left groin...had more walks (28) than strikeouts (24) for the second consecutive season...batted .262 (16 for 61) against left-handed pitching, compared to .253 (56 for 221) against right-handers...hit .213 with the bases empty, .314 with runners on...belted both of his home runs against right-handed pitchers, on the road, during the day...appeared in 58 games in center field, 16 in left field, two at designated hitter and one in right field...committed nine errors in 73 games overall in the outfield...was also 0-for-6 as a pinch-hitter...hit in every spot in the order except fifth...saw his most action (24 games) batting second...had a .303 average in 18 contests hitting eighth...went 0-for-4 in his first game with Tucson April 11 at Salt Lake but then hit safely in a season-high eight consecutive games from April 12-20...was 11-for-37 (.297) during the hitting streak but then went 8-for-42 (.190) over his next 11 games...went seven consecutive games without a strikeout from April 28 to May 6...had a seven-game hitting streak from May 5-11 (12-for-28, .429), including a season-best 4-for-5 performance against Round Rock May 10...also scored a season-high four runs in that game...had a season-high five RBI May 22 at Iowa when he went 3-for-6 and fell a home run short of the cycle...was hitting .271 at the end of the May but then batted .192 in June...went 0-for-15 over an eight-game stretch from June 10-18...was 10-for-32 (.313) in 11 games in July before going on the disabled list July 17 with a strained left groin...missed the remainder of the season.

## CAREER

**2010**—Split his season between Double-A San Antonio and Triple-A Portland, batting a combined .287 with seven home runs and 64 RBI in 136 games...had career highs in games and sacrifice hits (6)

and matched his best in triples (6)...ranked eighth in the Padres farm system in batting...batted .298 against right-handed pitching, compared to .265 against left-handers...hit .318 with runners in scoring position...appeared in 106 games in center field and 29 in left field...had 10 outfield assists...saw his most playing time batting leadoff, where he hit .271 in 70 games...also batted .353 in 28 games hitting second...began the season at San Antonio, batting .308 in 71 games...hit .343 with runners in scoring position...had a .333 batting average in April and .345 in June...named to the Texas League Midseason All-Star team...did not appear in the All-Star Game as he was promoted to Portland June 25...hit .263 in 65 games with the Beavers...went 4-for-7 with a season-high four runs scored July 25 at Las Vegas...was 5 for 6 with three runs, a double, two home runs and eight RBI at Tacoma Aug. 26.

**2009**—Made his Double-A debut with San Antonio and spent the entire season with the Missions...hit .261 with two home runs and 54 RBI in 131 games...had a career-high six triples...ranked second in the Texas League in at-bats (541) and tied for fourth in games played...struck out just 43 times, with his average of 13.42 plate appearances per strikeout the best mark in the TL...led San Antonio in at-bats and triples, and tied for the lead in games...batted .354 in the ninth inning or later...appeared in 104 games in center field and 24 in left field...led TL outfielders in games played (127) and putouts (313)...hit in every spot in the order except fourth...had four-hit games May 24 at Frisco and June 26 at Midland...hit both of his home runs over a five-game span in July (July 6 against Tulsa, July 11 at Northwest Arkansas)...batted .353 with three doubles, a home run and four RBI in four postseason games...was named the No. 6 prospect in the Padres organization by *Baseball America* entering the season.

**2008**—Spent the entire season at Single-A Lake Elsinore, hitting .318 with 11 home runs and 84 RBI in 134 games with the Storm...led all of Minor League Baseball with 186 hits, tied for fifth with 11 sacrifice flies and tied for eighth with 98 runs scored...averaged 13.64 plate appearances per strikeout, which was seventh best...was named to the California League Postseason All-Star team after leading the CL in hits, plate appearances per strikeout and at-bats (584), while tying for the league lead in sacrifice flies...also ranked second in runs, total bases (258) and games, and third in batting...was named a Single-A All-Star by *Baseball America*...had career highs in runs, hits, doubles (33), home runs, RBI, at-bats and sacrifice flies...ranked third in the Padres farm system in RBI and was sixth in batting...batted .406 with runners in scoring position...hit .312 with all 11 of his home runs against right-handed pitching...six of his home runs came in August...appeared in 126 games in center field and two in left field...led CL outfielders in games (126), total chances (333) and putouts (319)...went 5-for-6 against High Desert May 4...named to the California League Midseason All-Star team...hit safely in 54 of 59 games from June 20 to Aug. 27 (94-for-271, .347), including an 18-game hitting streak from July 4-23 (31-for-81, .383) and a 22-game hitting streak from July 29 to Aug. 20 (37 for 102, .363)...hit .355 (11 for 31) with three doubles, five RBI, four walks and five runs scored in seven postseason games.

**2007**—Spent the majority of the season at Single-A Fort Wayne, hitting .282 with seven home runs and 58 RBI in 129 games...was named Player of the Year for Single-A Fort Wayne after leading the team in nearly every offensive category...appeared in 109 games in center field and four in left field...went 5-for-5 against Wisconsin Aug. 5...was transferred to Triple-A Portland Sept. 1 and went 2-for-4 (.500) with a home run and three RBI in three games with the Beavers...named the Padres No. 1 prospect and the organization's best hitter for average by *Baseball America* heading into the season.

**2006**—Hit .371 in his professional debut with the Padres affiliate in the Arizona Rookie League, earning league Most Valuable Player honors...led the league in hits (79), total bases (103) and at-bats (213), tied for the lead in runs (46) and sacrifice flies (5), ranked second in batting and on-base percentage (.467), tied for second in walks (40) and third in runs (44)...reached base safely via hit or walk in each of the first 48 games of his career...overall, hit safely in 45 of his 52 games and reached base safely in 51 contests...had a 23-game hitting streak from July 20 to Aug. 19 (46-for-103, .447)...was promoted to Eugene of the Northwest League Sept. 1 and went 4 for 15 (.267) in five games with the Emeralds.

## PERSONAL/MISCELLANEOUS

Cedric Scott Hunter was originally signed by Padres scout Pete DeYoung...attended Martin Luther King Jr. High School in Lithonia, Ga., where he played baseball, football and basketball...hit .540 his senior season...signed with the Padres out of high school at the age of 18.



## LIFETIME PLAYING RECORD

Year	Club	AVG.	G	AB	R	H	2B	3B	HR	RBI	SH	SF	HP	BB	SO	SB	CS	SLG	OBP	E
2006	Eugene	.267	5	15	0	4	0	0	0	0	0	0	0	1	3	0	1	.267	.313	1
	AZL Padres	.371	52	213	46	79	13	4	1	44	1	5	3	40	22	17	5	.484	.467	3
2007	Portland	.500	3	4	1	2	0	0	1	3	0	0	0	1	1	0	0	1.250	.600	0
	Fort Wayne	.282	129	496	53	140	20	2	7	58	0	4	2	47	78	8	9	.373	.344	5
2008	Lake Elsinore	.318	134	584	98	186	33	3	11	84	0	11	4	42	47	12	6	.442	.362	5
2009	San Antonio	.261	131	541	71	141	20	6	2	54	2	6	3	25	43	13	3	.331	.294	4
2010	San Antonio	.308	71	279	34	86	14	3	4	38	0	5	2	31	22	9	7	.423	.375	2
	Portland	.263	65	262	42	69	13	3	3	26	6	1	0	16	22	5	1	.370	.305	4
2011	SAN DIEGO	.250	6	4	1	1	0	0	0	0	0	0	0	1	0	0	1	.250	.400	0
	Tucson	.255	81	282	44	72	17	3	2	33	2	3	1	28	24	9	4	.358	.322	9
<b>ML Totals</b>		<b>.250</b>	<b>6</b>	<b>4</b>	<b>1</b>	<b>1</b>	<b>0</b>	<b>0</b>	<b>0</b>	<b>0</b>	<b>0</b>	<b>0</b>	<b>0</b>	<b>1</b>	<b>0</b>	<b>0</b>	<b>1</b>	<b>.250</b>	<b>.400</b>	<b>0</b>
<b>Minor League Totals</b>		<b>.291</b>	<b>671</b>	<b>2676</b>	<b>389</b>	<b>779</b>	<b>130</b>	<b>24</b>	<b>31</b>	<b>340</b>	<b>11</b>	<b>35</b>	<b>15</b>	<b>231</b>	<b>262</b>	<b>73</b>	<b>36</b>	<b>.392</b>	<b>.347</b>	<b>33</b>

## CAREER TRANSACTIONS

**2006** — Selected by the San Diego Padres organization in the 3rd round of the First-Year Player Draft. **2011** — Claimed off waivers by the Oakland Athletics, October 25.

### VS. THE NATIONAL LEAGUE

2011		CAREER									
AVG.	AB	H	HR	RBI	vs. TEAM	AVG.	AB	H	HR	RBI	
.000	2	0	0	0	Los Angeles	.000	2	0	0	0	
.500	2	1	0	0	San Francisco	.500	2	1	1	0	
—	0	0	0	0	St. Louis	—	0	0	0	0	

### BALLPARK BREAKDOWN

	AVG.	AB	H	HR	RBI
Busch Stadium	—	0	0	0	0
PETCO Park	.250	4	1	0	0

### MONTHLY BREAKDOWN

2011		CAREER									
AVG.	AB	H	HR	RBI	by MONTH	AVG.	AB	H	HR	RBI	
—	0	0	0	0	March	—	0	0	0	0	
.250	4	1	0	0	April	.250	4	1	0	0	

### FIELDING STATISTICS

Outfield							
YEAR	PCT.	G	PO	A	E	TC	DP
2011	—	2	0	0	0	0	0
<b>Totals</b>	<b>—</b>	<b>2</b>	<b>0</b>	<b>0</b>	<b>0</b>	<b>0</b>	<b>0</b>

### BATTING BREAKDOWN

2011		CAREER									
AVG.	AB	H	HR	RBI	by CATEGORY	AVG.	AB	H	HR	RBI	
.250	4	1	0	0	Home	.250	4	1	0	0	
—	0	0	0	0	Road	—	0	0	0	0	
.500	2	1	0	0	Day	.500	2	1	0	0	
.000	2	0	0	0	Night	.000	2	0	0	0	
.250	4	1	0	0	Pre-ASG	.250	4	1	0	0	
—	0	0	0	0	Post-ASG	—	0	0	0	0	
—	0	0	0	0	vs. LHP	—	0	0	0	0	
.250	4	1	0	0	vs. RHP	.250	4	1	0	0	
—	0	0	0	0	RISP	—	0	0	0	0	
—	0	0	0	0	Bases Loaded	—	0	0	0	0	
.333	3	1	0	0	Pinch Hitter	.333	3	1	0	0	
—	0	0	0	0	Designated Hitter	—	0	0	0	0	

### HUNTER'S CAREER BESTS

**Hits:** 1, April 5, 2011 vs. San Francisco  
**Home Runs:** None  
**Runs Batted In:** None  
**Stolen Bases:** None  
**Hitting Streak:** 1, April 5, 2011  
**Hitless Streak (At Bats):** 3, April 6, 2011 to present  
**Grand Slams:** None  
**Pinch-Hit Home Runs:** None  
**Inside-The-Park Home Runs:** None  
**Game Ending Home Runs:** None  
**Lead Off Home Runs:** None.

**INFIELDER****Height/Weight:** 5-11 / 188**Bats/Throws:** Right / Right**Birthdate:** May 19, 1977**Opening Day Age:** 34**Birthplace/Resides:** Lynchburg, Virginia / Saline, Michigan**Major League Service:** 10 years, 95 days**Obtained:** Signed as a free agent, April 30, 2012**Contract Status:** Second year of a two-year contract through 2012.**CAREER HIGHLIGHTS**

Began his 12th seasons at Major League with Detroit in 2012 before he was released...was in the final year of a two-year contract, plus a club option for 2013...agreed to terms Oct. 21, 2010...selected to the American League's All-Star squad with the Tigers in 2009...won the All-Star Game Final Vote, establishing an AL record with 11.8 million votes...played five different positions during his career with the Tigers: catcher (376 games), third base (997 games), left field (10 games), center field (33 games) and right field (two games)...is third all-time in Tigers history with 997 games played at third base...holds the Tigers single-season record for third basemen with 42 double plays in 2005 and 398 assists in 2006...leads American League third basemen with 1,892 assists since the start of the 2005 season, while he is second with 2,725 total chances and 731 putouts...selected to participate in the Futures Game held prior to Major League Baseball's All-Star Game in 2000.

**2011 HIGHLIGHTS**

Completed his 11th season with Detroit in 2011...saw action in 102 games, marking the fewest games he has played with the club since appearing in 95 games during the 2002 season...saw action in 99 games at third base during the season, passing Tom Brookens (979) to move into third place in Tigers history with 997 games played at third base...was sidelined from June 2-22 with mononucleosis...joined Triple-A Toledo for an injury rehabilitation assignment on June 16...hit .250 with two home runs in seven games with the Mud Hens...was designated for assignment by the Tigers July 21 and had his contract outrighted to Toledo July 26...hit .361 with four doubles, four home runs and 16 RBI over a 16-game stretch with Toledo July 26-Aug. 12...returned to Detroit for the remainder of the season after his contract was selected from Toledo Aug. 20...collected a season-high three hits Sept. 4 against the Chicago White Sox...equaled the high with three hits Sept. 12 at Chicago's U.S. Cellular Field...batted .324 in 21 games during September...hit .245 against left-handed pitchers...batted .170 with righties on the mound...hit .242 in 35 games following the All-Star Break...batted .184 in 67 games prior to the All-Star Break.

**CAREER**

**2010**—Completed his 10th season at the major league level with the Tigers, belting 10-or-more home runs for the seventh consecutive season...led American League third basemen with a .977 fielding percentage...ranked ninth in the AL with 134 strikeouts...tabbed the third-best defensive third baseman in the AL by *Baseball America*...saw action in 144 games at third base during the season...equaled a career high with two home runs April 26 at Texas...compiled a season-high 10-game hitting streak June 3-15, batting .350 (14-for-40)...was sidelined July 20-August 3 with a non-displaced fracture of the fifth metacarpal in his left hand...saw action in one game with Single-A West Michigan Aug. 3 as part of an injury rehabilitation assignment...batted .326 with five doubles, two triples and 10 RBI in 13 games during July...collected the 1,000th hit of his major league career Aug. 24 against Kansas City, a single in the fourth inning off Kyle Davies...became the 29th player in Tigers history to collect 1,000 hits...hit .288 in 72 games at home...batted .206 in 72 games on the road.

**2009**—Returned to third base for the Tigers and was selected to the American League's all-star squad for the first time in his career...established a career-high with 84 RBI and matched a career-high with 27 home runs...won the All-Star Game Final Vote, establishing an AL record with 11.8 million votes...tied for the AL lead in games (161), ranked second in strikeouts (170) and tied for second in hit by pitches (17)...the hit by pitches tied for fifth most in Tigers' history...topped AL third basemen with 444 total

chances and 143 putouts...rated as possessing the best infield arm in the AL by *Baseball America*... homered in each of the Tigers first three games of the season April 6-8...according to the Elias Sports Bureau, he became the first Tigers player to ever do so...reached base safely in each of his first 24 games of the season April 6-May 3...that marked the longest such streak by a Tigers player to begin a season since Ron LeFlore reached base in 30 straight games to open the 1976 season...connected for his 100th career home run April 12 against Texas, a solo shot in the eighth inning off C.J. Wilson...played in his 1,000th career game April 13 against the Chicago White Sox...tabbed the Tigers Player of the Month for April after hitting .319 with 17 runs scored, three doubles, seven home runs and 18 RBI in 21 games... tied for fourth in the AL in home runs, finished fifth with a .447 on-base percentage and .667 slugging percentage...belted his fourth career grand slam May 15 against Oakland and equaled a career-high with five RBI...belted a game-winning, two-run home run with two outs in the ninth inning June 28 at Houston to lead the Tigers to a 4-3 win...selected the Tigers Player of the Month for June after batting .287 with three doubles, a triple, six home runs and 19 RBI in 28 games...tied for ninth in the AL in RBI during the month...equaled a career high with two home runs July 12 against Cleveland...connected for his fourth career walk-off home run Aug. 14 against Kansas City to lead the Tigers to a 1-0 win... belted his fifth career grand slam Sept. 6 at Tampa Bay...the slam led the Tigers back from a 3-1 deficit to a 5-3 win in the ninth inning...hit .500 (9-for-18) with 24 RBI when batting with the bases loaded... batted .268 with 21 home runs in 86 games prior to the All-Star Break...according to the Elias Sports Bureau, he joined Dean Palmer (22 home runs in 1999) as the only two third basemen in club history to hit 20-or-more home runs prior to the all-star break...hit .186 with six home runs in 75 games following the break...underwent surgery to address the chronic patellar tendinitis in both of his knees that plagued him throughout the season, Nov. 3...the procedure was performed by Dr. Stephen Lemos at the Detroit Medical Center and involved the debridement and repair of the patellar tendon in both his left and right knees.

**2008**—Completed his eighth season with the Tigers, showing his versatility as he saw action at four positions: catcher (60 games), third base (51 games), left field (two games) and center field (13 games)... played in 113 games for the Tigers, marking his fewest with the club since he played in 104 games in 2003...did not commit an error in his first 110 games of the season March 31 to Sept. 26...sidelined June 23-July 9 with a pulled oblique...saw action in three games with Toledo during an injury rehab assignment July 7-9, batting .300 with a home run and four RBI...became the Tigers primary catcher following the trade of Ivan Rodriguez to the New York Yankees July 30 as he started behind the plate in 33 of the club's next 42 games before returning to third base...batted .238 with eight home runs in 60 games at Comerica Park...hit .169 with three home runs in 53 games on the road...ranked second among American League catchers with 11 passed balls.

**2007**—Completed his third full season as Detroit's primary third baseman...led American League third basemen with 434 total chances and 325 assists, while he tied for the lead with 18 errors...was hit by a pitch 11 times, which tied for ninth most in the league...rank fourth with 150 strikeouts...rated as possessing the second-best infield arm in the AL by *Baseball America*...swiped a career-high two bases April 14 at Toronto...batted .373 over a 15-game stretch May 6-22, collecting four doubles, four home runs and nine RBI...sustained a small chip fracture of his left great toe after being hit by a pitch May 29 at Tampa Bay...missed five games before returning to action June 5 at Texas...collected a career-high five RBI June 10 against the New York Mets...hit .343 with 15 runs scored, six doubles, three home runs and 19 RBI in 21 games during June...ranked 10th in the AL during the month with a .440 on-base percentage...established a career high with three doubles Aug. 27 versus the New York Yankees...hit safely in a season-high seven straight games Sept. 4-10, batting .435 (10-for-23) with a double, two home runs and five RBI...connected for a solo home run Sept. 6 against the Chicago White Sox, his first home run since July 21 against Kansas City, snapping a stretch of 135 at-bats without a home run...hit .333 against left-handed pitchers...ranked 10th in the AL with a .419 on-base percentage against lefties...batted .209 with righties on the mound...was seventh in the AL with 4.23 pitches per plate appearance.

**2006**—Established career highs with 83 runs scored and 27 home runs...the home runs were the most by a Tigers third baseman since Dean Palmer hit 38 home runs in 1999...rated as possessing the second-best infield arm and named the third-best defensive third baseman in the American League by *Baseball America*...belted a lead-off home run April 6 at Texas, his fifth career lead-off home run...equaled a career high with two home runs April 14 against Cleveland and June 18 at Chicago's Wrigley Field... tied for ninth in the AL with seven home runs during May and batted .220 with 19 RBI in 28 games

during the month...hit safely in 11-of-12 games July 13-25, batting .439 with four doubles, three home runs and 13 RBI...belted his third career grand slam Sept. 15 against Baltimore, connecting against Senny Rleal...managed a .221 batting average in 85 games prior to the All-Star Break...batted .290 in 74 games following the break...led AL third basemen with 555 total chances and 398 assists, while he was second with 22 errors and third with 135 putouts...established a franchise record for assists by a third baseman...collected three hits in Game One of the American League Championship Series Oct. 10 at Oakland, matching the club record for hits in a LCS game.

**2005**—Established career highs in at bats (616), hits (161), total bases (258), doubles (31) and triples (9)...ranked fifth in the American League with nine triples and tied for eighth with 160 games played...was second in the league with 140 strikeouts...his 160 games played at third base were the most by a Tigers third baseman since Aurelio Rodriguez played in 160 games during the 1973 season...equaled a career best with a 13-game hitting streak from April 13-28, batting .365 (19-for-52) with 12 runs scored...in 22 games during April, he hit .333 with 17 runs scored and ranked ninth in the AL with a .419 on-base percentage during the month...led off the game May 8 at Angel Stadium of Anaheim with a home run off Jarrod Washburn, his first career lead-off home run...led off the game with a home run three more times during the season: May 31 against Texas (Kenny Rogers), June 18 against San Francisco (Kirk Rueter) and July 18 at Chicago-AL (Orlando Hernandez)...tied for eighth in the AL with 32 hits and 15 walks during May...cleared the center field fence at Comerica Park with a home run June 14 against San Diego...cleared the fence two more times during the season (June 18 against San Francisco and Sept. 26 against the Chicago White Sox) to become the first player to homer three times to center field at Comerica Park...did not play July 26 at Seattle, snapping his 141 consecutive games played streak dating back to Aug. 20, 2004...belted two home runs Sept. 26 against Chicago (AL) to match a career high...matched a career best with four hits against the White Sox Sept. 29...hit .282 in 80 games at Comerica Park...in 80 games on the road, he batted .240...batted .285 with a .371 on-base percentage when hitting in the lead-off spot...the on-base percentage ranked fourth in the AL...led all AL third basemen with 530 total chances, 378 assists and 23 errors, while he was second with 129 putouts...his 530 total chances at third base were the most by a Tigers player since Aurelio Rodriguez posted 536 total chances in 1975...they were the most by a Major League third baseman since Robin Ventura accepted 536 total chances for the Chicago White Sox in 1992...his 378 assists at third base were the most by a Tigers player since Aurelio Rodriguez established the club record with 389 in 1974...participated in 42 double plays at third base, the most in Tigers history.

**2004**—Displayed versatility by seeing action as the catcher (39), at third base (73), in left field (seven), center field (19) and right field (two)...tied for seventh in the American League with seven triples...posted a 10-game hitting streak from April 15 to 24, batting .455 (15-for-33) with eight runs scored and 10 RBI...belted his first career grand slam April 23 against Cleveland's Jason Anderson...added a second grand slam April 27 against Anaheim's Scot Shields...tied for fourth in the league with two grand slams...became the first major leaguer since Kansas City's Roger Maris Aug. 3, 1958 against Washington to triple and hit a grand slam in the same inning after pulling off the feat in the sixth inning in the game against the Indians...collected three outfield assists April 27 versus Anaheim, two from left field and one from center field, to become the first ML outfielder with three assists in a single game since Florida's Mark Kotsay on July 16, 2000 at Baltimore...in 18 games during April, he hit .333 with 15 RBI...did not commit an error in 38 consecutive games from May 1 to June 23, a stretch of 151 total chances at catcher, third base, in left field, center field and right field...hit .372 in June, which ranked fourth in the AL...was scratched from the lineup June 26 against Arizona due to a right hand injury resulting from being hit during a sacrifice bunt attempt June 25 against the Diamondbacks...X-rays revealed a non-displaced fracture of his right index finger and he was placed on the disabled list retroactive to June 26...after being reinstated from the disabled list July 15, he played in 72 of the club's final 75 games...collected a career-best four hits July 26 at Cleveland, a figure he matched at Anaheim Aug. 13...batted .306 in 27 games in August...recorded a career-high 13-game hitting streak Sept. 3-17, batting .365 (19-for-52)...hit .286 in September...batted .327 with lefties on the mound, compared to .258 against right-handed pitchers...hit .284 with runners in scoring position...batted .455 with 18 RBI when hitting with the bases loaded...hit .319 when playing third base, compared to .238 when catching and .257 when playing in the outfield...tied for eighth among AL third basemen with 12 errors.

**2003**—Ranked second among American League catchers with a .996 fielding percentage in his third season with the Tigers...did not commit an error in his first 57 games behind the plate from March 31 to

June 15...established a career-high with two home runs May 7 at Baltimore...optioned to Toledo June 17...hit safely in 15 of his 16 games with the Mud Hens from July 2 to 21, batting .339 with five doubles, three home runs and seven RBI...recalled from Toledo Aug. 6 and hit safely in his first 12 games back with the Tigers from Aug. 7-19...batted .404 (19-for-47) with six doubles, a home run and eight RBI during the streak...hit .325 with six doubles, a triple, three home runs and 14 RBI in 22 games during August...ranked fourth among AL catchers by throwing out 30.0 percent of base runners attempting to steal (30-of-100)...topped all AL catchers with 11 double plays.

**2002**—Began the season with Toledo before becoming the Tigers regular catcher following his recall April 22...started 94 games behind the plate for the Tigers...named the best defensive catcher in the International League by *Baseball America*...belted his first major league home run April 28 against Minnesota, a solo shot off Brad Radke in the fourth inning...was on the disabled list from May 12-26 with a dislocated left shoulder...hit .308 with two doubles, two triples, a home run and nine RBI in eight games during an injury rehab assignment with Toledo, May 17-25...ranked second among American League catchers with a .998 fielding percentage and tied for third with 10 passed balls...underwent arthroscopic surgery to repair his left shoulder Oct. 9, a procedure performed by Dr. Kyle Anderson in Detroit.

**2001**—Made the Tigers Opening Day roster out of Spring Training, seeing his first major league action...made his ML debut April 3 against Minnesota, starting behind the plate for the Tigers...was the first rookie to start behind the plate for the Tigers on Opening Day since John Sullivan on April 12, 1965 at Kansas City...doubled in the third inning off Jim Parque April 6 at Chicago (AL) for his first ML hit...dislocated his left shoulder sliding head-first into home plate June 24 against Minnesota...was on the disabled list from June 25 to Aug. 6 with the dislocated left shoulder...was assigned to the Gulf Coast League Tigers as part of an injury rehab assignment July 25...saw action in three games before his injury rehab assignment was transferred to West Michigan July 29...transferred to Toledo Aug. 2 and was reinstated from the DL and optioned to Toledo Aug. 6...compiled a 12-game hitting streak from Aug. 5-17 with the Mud Hens, batting .405 (17-for-42) with seven doubles, two home runs and 10 RBI...recalled by the Tigers Sept. 1...threw out 42.3 percent of base runners attempting to steal (22-of-52) with the Tigers...rank fourth among American League catchers with 10 passed balls...played for Escogido in the Dominican Winter League following the season...batted .259 with two doubles, a triple and three RBI in 17 games.

**2000**—Opened the season with Double A Jacksonville before being promoted to Toledo in July...appeared in 133 games between the two levels...selected to the Southern League's Midseason and Post-season All-Star squads...participated in the Futures Game at Turner Field in Atlanta prior to the Major League Baseball All-Star Game...named the best defensive catcher in the Southern League by *Baseball America*...led league catchers with a .990 fielding percentage...posted a season-high eight-game hitting streak from April 15 to 24, batting .500 (16-for-32) with five runs, five doubles, a triple, two home runs and 16 RBI...collected an RBI in 10 consecutive games from April 15-26, totaling 19 RBI...drove in a season-high five runs, belting a grand slam, against Birmingham April 21...earned Southern League Player of the Week honors for April 21-27...named the Tigers Minor League Player of the Month for April, hitting .353 (with 14 runs, 11 doubles, a triple, two home runs and 24 RBI in 22 games...finished with a season-high four hits and matched a season high with five RBI against Carolina May 5...named the top prospect and best defensive catcher in the Tigers organization following the season by *Baseball America*...hit .293 with 15 runs, four doubles, three home runs, 10 RBI and three stolen bases for the Scottsdale Scorpions in the Arizona Fall League following the season...named to the Arizona Fall League's All-Prospect team.

**1999**—Spent his second year in professional baseball with West Michigan, making 95 starts behind the plate after being converted from a shortstop to catcher in 1998...collected a season-high four hits May 23 at Clinton...compiled a 12-game hitting streak from June 10-26, tying for the team's longest streak in 1999...batted .350 (14-for-40) during that stretch with eight doubles, two home runs and 12 RBI...drilled a grand slam July 14 against South Bend, collecting a season-high four RBI...led Midwest League catchers with 114 assists...posted a .990 fielding percentage, committing eight errors...named Most Valuable Player of the California Fall League after batting .407 with 35 runs scored, seven doubles, four triples, eight home runs and 28 RBI for Lancaster following the season...led the league with a .407 batting average, while he tied for the league lead with four triples.

**1998**—Made his professional debut with Single-A Jamestown as he was converted from a shortstop to catcher...led the Jammers in doubles (10), home runs (8) and RBI (29)...finished third on the team with 44 hits.

## PERSONAL/MISCELLANEOUS

Charles Brandon Inge was originally signed by Tigers scout Rob Guzik...he and his wife Shani have two sons: Tyler Mason (10/6/04) and Samuel Chase (8/9/07)...attended Virginia Commonwealth University...was a three-time All-Colonial Athletic Conference selection, earning honors as a shortstop as a sophomore and a relief pitcher in all three seasons...was a Second-Team All-America selection by *Baseball America* in 1998...batted .335 with 28 home runs and 144 RBI over his three-year career at VCU...inducted into the Virginia Commonwealth University Athletics Hall of Fame on December 11, 2004...had his high school jersey uniform number seven retired by Brookville High School in Lynchburg, VA in 2006...with Detroit, he participated in Tigers Dreams Come True and the Detroit Tigers Autographed Memorabilia Donation Program, Autographs for a Cause (donated funds to C.S. Mott Children's Hospital), served as a judge for the Comerica Bank Grand Slam Grant program providing a \$10,000 grant to support a Michigan high school and baseball/softball program and participated in the Tigers Winter Caravan.

## LIFETIME PLAYING RECORD

Year	Club	AVG.	G	AB	R	H	2B	3B	HR	RBI	SH	SF	HP	BB	SO	SB	CS	SLG	OBP	E
1998	Jamestown	.230	51	191	24	44	10	1	8	29	0	1	6	17	53	8	8	.419	.312	6
1999	West Michigan	.244	100	352	54	86	25	2	9	46	2	6	3	39	87	15	3	.403	.320	8
2000	Jacksonville	.258	78	298	39	77	25	1	6	53	1	5	0	26	73	10	3	.409	.313	5
	Toledo	.221	55	190	24	42	9	3	5	20	1	1	1	15	51	2	1	.379	.280	3
2001	GCL Tigers	.100	3	10	1	1	0	0	1	2	0	0	0	2	2	0	0	.400	.250	0
	West Michigan	.188	4	16	3	3	1	0	0	2	0	0	1	2	5	0	0	.350	.316	0
	Toledo	.289	27	90	11	26	11	1	2	15	1	3	1	7	24	1	0	.500	.337	2
	DETROIT	.180	79	189	13	34	11	0	0	15	2	2	0	9	41	1	4	.238	.215	4
2002	Toledo	.262	21	65	10	17	2	4	3	13	2	1	2	11	16	1	3	.554	.380	4
	DETROIT	.202	95	321	27	65	15	3	7	24	1	1	4	24	101	1	3	.333	.266	1
2003	Toledo	.275	39	142	15	39	9	0	5	15	1	0	0	11	23	3	1	.444	.327	0
	DETROIT	.203	104	330	32	67	15	3	8	30	4	3	5	24	79	4	4	.339	.265	2
2004	DETROIT	.287	131	408	43	117	15	7	13	64	8	6	4	32	72	5	4	.453	.340	16
2005	DETROIT	.261	160	616	75	161	31	9	16	72	6	6	3	63	140	7	6	.419	.330	23
2006	DETROIT	.253	159	542	83	137	29	2	27	83	4	5	7	43	128	7	4	.463	.313	22
2007	DETROIT	.236	151	508	64	120	25	2	14	71	7	4	11	47	150	9	2	.376	.312	18
2008	Toledo	.300	3	10	2	3	0	0	1	4	0	0	0	2	2	0	0	.600	.417	0
	DETROIT	.205	113	347	41	71	16	4	11	51	5	4	8	43	94	4	3	.369	.303	1
2009	DETROIT	.230	161	562	71	129	16	1	27	84	1	3	17	54	170	2	5	.406	.314	20
2010	West Michigan	.400	1	5	0	2	2	0	0	1	0	0	0	0	2	0	0	.800	.400	0
	DETROIT	.247	144	514	47	127	28	5	13	70	0	7	5	54	134	4	3	.397	.321	9
2011	Toledo	.287	29	108	18	31	4	0	7	19	0	0	1	17	30	0	0	.519	.389	1
	DETROIT	.197	102	269	29	53	10	2	3	23	5	3	2	24	74	1	1	.283	.265	9
<b>ML Totals</b>		<b>.235</b>	<b>1399</b>	<b>4606</b>	<b>525</b>	<b>1081</b>	<b>211</b>	<b>38</b>	<b>139</b>	<b>587</b>	<b>43</b>	<b>44</b>	<b>66</b>	<b>417</b>	<b>1183</b>	<b>45</b>	<b>39</b>	<b>.388</b>	<b>.305</b>	<b>125</b>

## CAREER TRANSACTIONS

**1998** — Selected by the Detroit Tigers organization in the 2nd round of the June Draft. **2001** — On disabled list, June 25 to August 5; included rehabilitation assignments to GCL Tigers, July 25 to 28, West Michigan, July 29 to August 1, and Toledo, August 2 to 5. **2002** — On disabled list, May 12 to 26; included rehabilitation assignment to Toledo, May 17 to 26. **2004** — On disabled list, June 26 to July 14. **2008** — On disabled list, June 23 to July 9; included rehabilitation assignment to Toledo, July 7 to 9. **2010** — On disabled list, July 20 to August 3; included rehabilitation assignment to West Michigan, August 3. **2011** — On disabled list, June 2 to 22; included rehabilitation assignment to Toledo, June 16 to 22. **2012** — On disabled list, March 30 to April 13; included rehabilitation assignment to Toledo, April 10 to 12. Released, April 26; signed by the Oakland Athletics, April 30.

## DIVISION SERIES RECORD

Year	Club/Opp.	AVG.	G	AB	R	H	2B	3B	HR	RBI	SH	SF	HP	BB	SO	SB	CS	SLG	OBP	E
2006	DET vs. NYY	.133	4	15	1	2	0	0	0	0	1	0	0	0	6	0	0	.133	.133	0
2011	DET vs. NYY	.429	4	7	3	3	1	0	0	0	0	0	1	0	0	0	0	.571	.500	0
<b>Totals</b>		<b>.227</b>	<b>8</b>	<b>22</b>	<b>4</b>	<b>5</b>	<b>1</b>	<b>0</b>	<b>0</b>	<b>0</b>	<b>1</b>	<b>0</b>	<b>1</b>	<b>0</b>	<b>6</b>	<b>0</b>	<b>0</b>	<b>.273</b>	<b>.261</b>	<b>0</b>

**LEAGUE CHAMPIONSHIP SERIES RECORD**

Year	Club/Opp.	AVG	G	AB	R	H	2B	3B	HR	RBI	SH	SF	HB	BB	SO	SB	CS	SLG	OBP	E
2006	DET vs. OAK	.333	4	12	3	4	1	0	1	3	0	1	0	3	3	0	0	.667	.438	0
2011	DET vs. TEX	.267	6	15	3	4	0	0	1	1	1	0	0	3	3	0	0	.467	.389	0
<b>Totals</b>		<b>.296</b>	<b>10</b>	<b>27</b>	<b>6</b>	<b>8</b>	<b>1</b>	<b>0</b>	<b>2</b>	<b>4</b>	<b>1</b>	<b>1</b>	<b>0</b>	<b>6</b>	<b>6</b>	<b>0</b>	<b>0</b>	<b>.556</b>	<b>.412</b>	<b>0</b>

**WORLD SERIES RECORD**

Year	Club/Opp.	AVG	G	AB	R	H	2B	3B	HR	RBI	SH	SF	HB	BB	SO	SB	CS	SLG	OBP	E
2006	DET vs. STL	.353	5	17	0	6	2	0	0	1	0	0	0	1	6	0	0	.471	.389	3
<b>Totals</b>		<b>.353</b>	<b>5</b>	<b>17</b>	<b>0</b>	<b>6</b>	<b>2</b>	<b>0</b>	<b>0</b>	<b>1</b>	<b>0</b>	<b>0</b>	<b>0</b>	<b>1</b>	<b>6</b>	<b>0</b>	<b>0</b>	<b>.471</b>	<b>.389</b>	<b>3</b>

**ALL-STAR GAME RECORD**

Year	Club/Site	AVG	G	AB	R	H	2B	3B	HR	RBI	SH	SF	HB	BB	SO	SB	CS	SLG	OBP	E
2009	AL/STL	.000	1	1	0	0	0	0	0	0	0	0	0	0	0	0	0	.000	.000	0
<b>Totals</b>		<b>.000</b>	<b>1</b>	<b>1</b>	<b>0</b>	<b>0</b>	<b>0</b>	<b>0</b>	<b>0</b>	<b>0</b>	<b>0</b>	<b>0</b>	<b>0</b>	<b>0</b>	<b>0</b>	<b>0</b>	<b>0</b>	<b>.000</b>	<b>.000</b>	<b>0</b>



## VS. THE AMERICAN LEAGUE

2011					CAREER					
AVG.	AB	H	HR	RBI	vs. TEAM	AVG.	AB	H	HR	RBI
.167	12	2	0	0	Baltimore	.241	228	55	9	35
.214	14	3	0	0	Boston	.216	218	47	4	26
.379	29	11	0	3	Chicago	.236	534	126	14	53
.190	21	4	1	2	Cleveland	.255	518	132	20	77
—	0	0	0	0	Detroit	—	0	0	0	0
.063	32	2	0	0	Kansas City	.239	536	128	15	65
.000	7	0	0	0	Los Angeles	.245	273	67	9	38
.296	27	8	1	3	Minnesota	.209	521	109	12	49
.227	22	5	0	2	New York	.213	197	42	2	15
.053	19	1	0	2	Oakland	.208	236	49	5	28
.235	17	4	0	2	Seattle	.244	225	55	6	39
.125	8	1	0	0	Tampa Bay	.209	191	40	3	23
.222	9	2	1	2	Texas	.281	249	70	11	41
.286	14	4	0	2	Toronto	.222	194	43	8	29

## VS. THE NATIONAL LEAGUE

2011					CAREER					
AVG.	AB	H	HR	RBI	vs. TEAM	AVG.	AB	H	HR	RBI
.167	12	2	0	2	Arizona	.217	60	13	1	6
—	0	0	0	0	Atlanta	.226	31	7	1	4
—	0	0	0	0	Chicago	.273	22	6	3	4
—	0	0	0	0	Cincinnati	.000	10	0	0	0
—	0	0	0	0	Colorado	.214	28	6	1	4
—	0	0	0	0	Florida	.231	13	3	1	2
—	0	0	0	0	Houston	.429	21	9	1	4
—	0	0	0	0	Los Angeles	.108	37	4	1	1
—	0	0	0	0	Milwaukee	.257	35	9	2	7
.000	8	0	0	0	New York	.273	33	9	1	6
—	0	0	0	0	Philadelphia	.273	22	6	1	1
.250	8	2	0	0	Pittsburgh	.259	54	14	2	6
—	0	0	0	0	San Diego	.167	24	4	1	3
.200	10	2	0	3	San Francisco	.290	31	9	2	8
—	0	0	0	0	St. Louis	.333	33	11	3	7
—	0	0	0	0	Washington	.250	32	8	0	6

## MONTHLY BREAKDOWN

2011					CAREER					
AVG.	AB	H	HR	RBI	by MONTH	AVG.	AB	H	HR	RBI
.500	4	2	0	1	March	.400	10	4	0	1
.198	81	16	1	7	April	.250	720	180	28	108
.219	73	16	0	4	May	.228	829	189	28	97
.087	23	2	0	2	June	.264	689	182	26	98
.059	34	2	0	3	July	.224	625	140	15	79
.200	20	4	1	2	August	.231	814	188	17	96
.324	34	11	1	4	September	.218	852	186	21	101
—	0	0	0	0	October	.179	67	12	4	7

## BATTING BREAKDOWN

2011					CAREER					
AVG.	AB	H	HR	RBI	by CATEGORY	AVG.	AB	H	HR	RBI
.201	139	28	3	17	Home	.248	2286	566	76	332
.192	130	25	0	6	Road	.222	2320	515	63	255
.227	110	25	2	13	Day	.229	1609	368	53	199
.176	159	28	1	10	Night	.238	2997	713	86	388
.184	207	38	1	17	Pre-ASG	.242	2467	597	86	330
.242	62	15	2	6	Post-ASG	.226	2139	484	53	257
.245	98	24	3	6	vs. LHP	.265	1240	329	50	168
.170	171	29	0	17	vs. RHP	.223	3366	752	89	419
.137	73	10	0	17	RISP	.237	1153	273	27	415
.250	8	2	0	4	Bases Loaded	.325	117	38	5	109
.500	2	1	0	1	Pinch Hitter	.400	10	4	0	2
-	0	0	0	0	Designated Hitter	.600	5	3	0	1

## BALLPARK BREAKDOWN

	AVG.	AB	H	HR	RBI
Angel Stadium	.265	155	41	4	20
AT&T Park	.250	8	2	1	2
Busch Stadium	.417	12	5	1	2
Camden Yards	.212	118	25	6	16
Chase Field	.208	24	5	1	3
Citi Field	.375	8	3	0	1
Citizens Bank Park	.267	15	4	1	1
Comerica Park	.248	2286	566	76	332
Coors Field	.273	11	3	0	1
Dodger Stadium	.136	22	3	0	0
Kenway Park	.214	98	21	3	11
Kauffman Stadium	.232	272	63	6	27
Metrodome	.222	203	45	6	18
Miller Park	.083	12	1	0	0
Minute Maid Park	.364	11	4	1	2
O.co Coliseum	.144	125	18	2	10
Original Yankee Stadium	.227	66	15	0	2
PETCO Park	.000	4	0	0	0
PNC Park	.133	30	4	1	1
Progressive Field	.241	278	67	6	36
Quangcomm Stadium	.000	8	0	0	0
Rangers Ballpark	.273	128	35	4	20
RFK Stadium	.273	11	3	0	5
Rogers Centre	.184	103	19	7	19
Safeco Field	.198	106	21	1	10
Shea Stadium	.286	7	2	0	0
Sun Life Stadium	.200	10	2	1	1
Target Field	.167	48	8	0	3
Tropicana Field	.216	88	19	1	11
Turner Field	.200	25	5	0	1
U.S. Cellular Field	.222	270	60	7	27
Wrigley Field	.364	11	4	2	2
Yankee Stadium	.242	33	8	1	3

## FIELDING STATISTICS

### Catcher

YEAR	PCT.	G	PO	A	E	TC	DP	PB
2001	.989	79	330	40	4	374	3	10
2002	.998	94	484	46	1	531	3	10
2003	.996	104	500	67	2	569	11	5
2004	.988	39	209	30	3	242	1	4
2008	1.000	60	370	33	0	403	4	11
<b>Totals</b>	<b>.995</b>	<b>376</b>	<b>1893</b>	<b>216</b>	<b>10</b>	<b>2119</b>	<b>22</b>	<b>40</b>

### Third Base

YEAR	PCT.	G	PO	A	E	TC	DP
2004	.935	73	42	131	12	185	12
2005	.957	160	129	378	23	530	42
2006	.960	159	135	398	22	555	34
2007	.959	150	91	325	18	434	25
2008	.992	51	38	80	1	119	14
2009	.955	161	143	281	20	444	41
2010	.977	144	119	267	9	395	24
2011	.964	99	76	163	9	248	12
<b>Totals</b>	<b>.961</b>	<b>997</b>	<b>773</b>	<b>2023</b>	<b>114</b>	<b>2910</b>	<b>204</b>

### Outfield

YEAR	PCT.	G	PO	A	E	TC	DP
2004	.980	26	43	5	1	49	1
2005	1.000	2	2	0	0	2	0
2008	1.000	13	26	2	0	28	0
<b>Totals</b>	<b>.987</b>	<b>41</b>	<b>71</b>	<b>7</b>	<b>1</b>	<b>79</b>	<b>1</b>

## INGE'S CAREER BESTS

**Hits:** 4 (three times), last: September 29, 2005 vs. Chicago (AL)

**Home Runs:** 2 (six times), April 26, 2010 at Texas; July 12, 2009 vs. Cleveland; June 18, 2006 at Chicago (NL); April 14, 2006 vs. Cleveland; September 26, 2005 vs. Chicago (AL); May 7, 2003 at Baltimore

**Runs Batted In:** 5 (twice), May 15, 2009 vs. Oakland; June 10, 2007 vs. New York (NL)

**Stolen Bases:** 2, April 14, 2007 at Toronto

**Hitting Streak:** 13 (twice), last: April 13 to 28, 2005

**Hitless Streak (At Bats):** 25, August 30 to September 17, 2002

**Grand Slams:** 5, September 6, 2009 at Tampa Bay (Russ Springer); May 15, 2009 vs. Oakland (Dan Giese); September 15, 2006 vs. Baltimore (Sendy Rleal); April 27, 2004 vs. Anaheim (Scot Shields); April 23, 2004 vs. Cleveland (Jason Anderson)

**Pinch-Hit Home Runs:** None

**Inside-The-Park Home Runs:** None.

**Game Ending Home Runs:** 6, September 10, 2011 vs. Minnesota (Glen Perkins); April 13, 2011 vs. Texas (Darren Oliver); August 14, 2009 vs. Kansas City (Roman Colon); July 21, 2007 vs. Kansas City (Joakim Soria); April 29, 2007 vs. Minnesota (Jesse Crain); August 24, 2003 vs. Anaheim (Troy Percival)

**Lead Off Home Runs:** 5, April 6, 2006 at Texas (R.A. Dickey); July 18, 2005 at Chicago-AL (Orlando Hernandez); June 18, 2005 vs. San Francisco (Kirk Rueter); May 31, 2005 vs. Texas (Kenny Rogers); May 8, 2005 at Los Angeles-AL (Jarrod Washburn).

**INFIELDER****Height/Weight:** 6-4 / 235**Bats/Throws:** Left / Right**Birthdate:** March 29, 1984**Opening Day Age:** 27**Birthplace/Resides:** Kailua, Hawaii / Honolulu, Hawaii**Major League Service:** 139 days**Obtained:** Acquired from Kansas City for minor league pitcher Philip Hollingsworth, September 27, 2011**Contract Status:** First year of a one-year contract through 2012.**CAREER HIGHLIGHTS**

Was acquired by the A's from the Kansas City Royals on the second-to-last day of the 2011 season... hit .216 with 11 home runs and 32 RBI in 87 games with the Royals over three seasons (2008, 2010-11)... is a .266 (981-for-3683) hitter with 165 home runs and 663 RBI in 1091 minor league games in 10 seasons as a professional... also has 730 walks for a .390 on-base percentage... led the Pacific Coast League in on-base percentage at Omaha in 2010 (.464)... tied for the PCL lead and tied for second in all of minor league baseball in walks in 2009 (102)... led all of minor league baseball in walks (104) and tied for fourth in home runs (37) in 2008 at Double-A Northwest Arkansas and Triple-A Omaha... was named Texas League Player of the Year in 2008... led the California League in walks (97) and on-base percentage (.428) at High Desert in 2005.

**2011 HIGHLIGHTS**

Was on the Royals Opening Day roster and batted .195 with two home runs and six RBI in 23 games before he was optioned to Triple-A Omaha May 5... spent the balance of the season with the Storm Chasers, hitting .272 with 11 home runs and 65 RBI in 95 games... with the Royals, struck out 26 times in 23 games... hit .220 (13-for-59) with both of his home runs off right-handed pitchers... went 3-for-23 (.130) with three doubles and four of his six RBI against left-handers... his average dropped to .167 with runners in scoring position... is a .160 (12 for 75) career hitter with RISP... batted .122 against a pitcher the first time he saw him in a game, .217 the second time and .333 the third time... started 19 games at first base... also went 4-for-14 (.286) in four games at designated hitter... went 2-for-4 with a home run in the second game of the season April 1 against Los Angeles... then went 6-for-46 (.130) over his next 13 games through April 19... was hitting .276 (8-for-29) over his final eight games before he was optioned to Omaha May 5.

**OMAHA:** Finished second on the Storm Chasers with 57 walks for a .379 on-base percentage... hit .348 (32-for-92) against left-handed pitching, compared to .242 (56-for-231) against right-handers... batted .224 with the bases empty, .327 with runners on... including .337 with runners in scoring position... was 5-for-12 (.417) with a grand slam and 16 RBI with the bases loaded... hit eight of his 11 home runs on the road... eight came with runners on base and six came in the eighth inning or later... appeared in 43 games at first base... also batted .277 with five home runs and 27 RBI in 51 games at designated hitter... was 1-for-2 with a double, two walks and three RBI as a pinch-hitter... saw his most action (50 games) batting fifth... also hit .340 with two home runs and 13 RBI in 14 games batting clean-up... hit .225 over his first 14 games... then went 3-for-5 with three RBI May 27 at Memphis, his first of three three-hit games... hit safely in seven consecutive games from May 27 to June 2 (12 for 28, .429) to lift his average over .300 (.309)... finished May with a .300 batting average but did not homer... then hit .319 with six home runs and 22 RBI in June... homered in back-to-back games June 5-6, June 19-20 and June 28 and 30... had a season-best nine-game hitting streak from June 18-25... went 14-for-34 (.412) with eight runs, four doubles, two home runs and seven RBI during the streak... had three-hit games June 19 at Round Rock and June 21 at Nashville and drove in four runs in the game against Round Rock... had back-to-back four RBI games June 28 against Memphis and June 30 against Albuquerque... connected for his only grand slam of the season on the 28th, a walk-off shot in the bottom of the ninth for a 6-2 win... was batting .302 as late as July 5 but that would be his last day over .300, as he went 12-for-58 (.207) over his next 17 games... homered four times over a nine-game span from July 31 to Aug. 15... batted .214 (6 for 28) with two home runs and eight RBI in seven postseason games for the Pacific Coast League Champion Storm Chasers.

## CAREER

**2010**—Began the season at Triple-A Omaha and was later named Player of the Year after batting a career-high .319 with 24 home runs and 78 RBI in 94 games...led the Pacific Coast League in on-base percentage (.464), ranked second in walks (88), third in slugging (.598) and eighth in batting...also batted .217 with eight home runs and 25 RBI in 52 games in two stints with Kansas City...appeared in just two games with the Royals during his first stay from May 5-15, going 1-for-4 (.250) with a RBI... returned Aug. 1 and spent the rest of the season in the majors...batted .149 with runners in scoring position...hit .333 with four home runs when leading off an inning...made 32 starts at first base...hit his first home run Aug. 24 in Detroit...from that point on, slugged .513 the remainder of the season as all eight of his home runs came over his final 34 games...recorded his first career two-home run game Sept. 28 vs. Minnesota...also hit his first Major League triple in the contest, driving in four and scoring a career-high four runs...with Omaha, he hit 17 of his 24 home runs with runners on base...appeared in 75 games at first base...was named to the PCL Midseason All-Star Team...reached base safely via hit or walk in 28 consecutive games from April 23 to June 7, hitting .352 with a .544 on-base percentage over that stretch including 37 walks...batted .343 with 10 home runs and 28 RBI in 31 games in July...had his lone two homer game of the season July 19 at Memphis, also droving in a season-high four runs.

**2009**—Spent the entire season at Triple-A Omaha, batting .252 with 17 home runs and 57 RBI in 131 games...added 102 walks for a .392 on-base percentage...the walks tied for the Pacific Coast League lead and tied for second in all of minor league baseball...led his team in games, runs (83), walks and on-base percentage and tied for the lead in doubles (27)...led PCL first basemen in games (118), total chances (1173), putouts (1091), assists (78) and double plays (129)...homered twice at Salt Lake May 13 and at Albuquerque June 21...had a season-high four hits May 18 at Colorado Springs...his best month was May when he hit .299 with 10 doubles, five home runs and 14 RBI in 30 games...was rated by *Baseball America* as having the “Best Strike-Zone Discipline” in Royals system following the season.

**2008**—Made his Major League debut with Kansas City, hitting .286 with one home run and one RBI in 12 games...was recalled by the Royals Sept. 2 and made his debut Sept. 4 against Oakland, pinch-running in the sixth inning...made his first start the next day at first base against Cleveland...singled off Tom Mastny in the bottom of the seventh inning for his first big league hit...connected for his first home run Sept. 20 against Chicago (AL), a solo shot off Gavin Floyd in the seventh inning...batted a combined .314 with 37 home runs and 100 RBI in 124 games with Double-A Northwest Arkansas and Triple-A Omaha...led all of minor league baseball in walks (104), tied for fourth in home runs and ranked fifth in slugging percentage (.628) and on-base percentage (.456)...received the George Brett Award as the organization’s top hitter...hit .314 with 26 home runs and 79 RBI in 91 games with Northwest Arkansas to earn Texas League Player of the Year honors...led the league in on-base percentage (.463), slugging percentage (.624) and intentional walks (7), tied for the lead in home runs and ranked third in walks (80)...hit grand slams April 11 against San Antonio and July 8 against Corpus Christi... homered twice against Corpus Christi and also drove in six runs...had another two-homer game April 13 against Corpus Christi...was named Texas League Co-Batter of the Week, July 7-14...was transferred to Omaha July 30 and hit .316 with 11 home runs and 21 RBI in 33 games...played for Escogido in the Dominican Winter League, batting .239 with three home runs and 10 RBI in 22 games and added 22 walks for a .432 on-base percentage.

**2007**—Played for Single-A Wilmington and Double-A Wichita...combined to hit .248 with 21 home runs and 82 RBI in 130 games...added 76 walks for a .359 on-base percentage...ranked second in the Royals farm system in home runs and RBI...hit .251 with nine home runs and 42 RBI in 60 games with Wilmington...batted .284 against right-handers, .154 against lefties...named CL Batter of the Week, May 7-14...had a .349 batting average in May...was promoted to Double-A Wichita June 17 and hit .246 with 12 home runs and 40 RBI in 70 games...homered twice July 22 at Springfield...played for Surprise in the Arizona Fall League, hitting .203 with three home runs and 15 RBI in 20 games and added 17 walks for a .352 on-base percentage...was rated by *Baseball America* as having the “Best Strike-Zone Discipline” in Royals system following the season.

**2006**—Spent the entire season at Double-A Wichita, hitting .199 with six home runs and 45 RBI in 103 games...tied for the Texas League lead in sacrifice flies (10)...hit .302 against left-handed pitching, .179 with all six of his home runs against right-handers...was 5 for 9 (.556) with the bases loaded...went

homerless over his first 76 games...then hit six home runs over his final 27 contests...began the season on the disabled list with a sprained left knee...was reinstated April 13...went 4-for-24 (.167) with seven walks in eight postseason games.

**2005**—Batted .304 with 20 home runs and 90 RBI in 132 games with Single-A High Desert...added 97 walks for a .428 on-base percentage...tied for fourth in all of minor league baseball in walks...led the California League in walks and on-base percentage...hit .366 against left-handed pitchers, .281 against right-handers...batted .426 during the day...topped CL first baseman in total chances (1334), putouts (1220), errors (19) and double plays (136)...was named to the California League Midseason All-Star team...reached base safely via hit or walk in 37 consecutive games from May 3 to June 11...had a 15-game hitting streak from May 15-30 (26-for-62, .419)...went 4-for-5 with three doubles and six RBI against Inland Empire Aug. 8...homered twice against Lake Elsinore Aug. 29...was 5-for-14 (.357) with a home run and four RBI in three postseason games.

**2004**—Hit .246 with 15 home runs and 62 RBI in 125 games with Burlington...added 64 walks for a .361 on-base percentage...had a season-high six RBI against Dayton May 21...was named Midwest League Batter of the Week, Aug. 9-15 after going 7-for-20 (.350) with a double, four home runs and 12 RBI...had two home runs and five RBI at Kane County Aug. 15...went 4-for-5 with three doubles and four RBI at Beloit Sept. 2.

**2003**—Hit .238 in his first full season at Burlington...added 11 home runs and 63 RBI...walked 67 times for a .355 on-base percentage...homered twice at Beloit July 11 and hit seven of his 11 home runs over a 27-game span from July 1 to Aug. 18

**2002**—Made his professional debut with the Royals' affiliate in the Gulf Coast Rookie League, hitting .259 with three home runs and 21 RBI in 43 games...added 26 walks for a .381 on-base percentage...hit his first professional home run against the Tigers July 19.

## PERSONAL/MISCELLANEOUS

Micah Kilakila Ka'aihue was originally signed by Royals scout Eric Tokunaga...name is pronounced "KEY-luh Kuh-eye-HOO-a"...resides in Honolulu, Hawaii, with his wife, Blair...graduated from Iolani (Honolulu, Hawaii) High in 2002...father, Kala, spent 11 years in the minor leagues with the Pirates, Cardinals, Padres and White Sox organizations...brother, Kala Jr., played in the minors with Boston (2003), Atlanta (2005-09), Oakland (2009-10) and Colorado (2011)...sister, Elizabeth, played volleyball at the University of Hawaii and was first-team All-WAC in 2010.

## LIFETIME PLAYING RECORD

Year	Club	AVG.	G	AB	R	H	2B	3B	HR	RBI	SH	SF	HP	BB	SO	SB	CS	SLG	OBP	E
2002	GCL Royals	.259	43	139	15	36	8	0	3	21	0	1	2	26	35	0	0	.381	.381	5
2003	Burlington	.238	114	395	53	94	21	1	11	63	6	6	8	67	87	1	3	.380	.355	11
2004	Burlington	.246	125	390	57	96	23	2	15	62	3	5	9	64	98	1	0	.431	.361	12
2005	High Desert	.304	132	493	84	150	31	2	20	90	0	3	12	97	97	2	1	.497	.428	19
2006	Wichita	.199	103	327	40	65	15	0	6	45	5	10	4	49	73	0	1	.300	.303	10
2007	Wilmington	.251	60	207	28	52	8	0	9	42	0	7	4	35	38	1	0	.420	.360	5
	Wichita	.246	70	244	37	60	13	0	12	40	1	0	2	41	40	0	0	.447	.359	4
2008	NW Arkansas	.314	91	287	64	90	11	0	26	79	0	5	4	80	41	3	2	.624	.463	8
	Omaha	.316	33	114	27	36	4	0	11	21	0	0	1	24	26	0	0	.640	.439	2
	KANSAS CITY	.286	12	21	4	6	0	0	1	1	0	0	0	3	2	0	0	.429	.375	0
2009	Omaha	.252	131	441	83	111	27	1	17	57	1	7	4	102	85	0	1	.433	.392	4
2010	Omaha	.319	94	323	67	103	16	1	24	78	1	3	1	88	69	2	0	.598	.463	2
	KANSAS CITY	.217	52	180	22	39	6	1	8	25	1	1	0	24	39	0	1	.394	.307	2
2011	KANSAS CITY	.195	23	82	6	16	4	0	2	6	1	1	0	12	26	0	0	.317	.295	2
	Omaha	.272	95	323	43	88	19	0	11	65	0	6	2	57	81	1	1	.433	.379	4
<b>ML Totals</b>		<b>.216</b>	<b>87</b>	<b>283</b>	<b>32</b>	<b>61</b>	<b>10</b>	<b>1</b>	<b>11</b>	<b>32</b>	<b>2</b>	<b>2</b>	<b>0</b>	<b>39</b>	<b>67</b>	<b>0</b>	<b>1</b>	<b>.375</b>	<b>.309</b>	<b>4</b>

## CAREER TRANSACTIONS

**2002** — Selected by the Kansas City Royals organization in the 15th round of the First-Year Player Draft. **2011** — Traded to the Oakland Athletics for minor league pitcher Philip Hollingsworth, September 27.

## VS. THE AMERICAN LEAGUE

2011		CAREER								
AVG.	AB	H	HR	RBI	vs. TEAM	AVG.	AB	H	HR	RBI
.000	4	0	0	0	Baltimore	.000	4	0	0	0
—	0	0	0	0	Boston	—	0	0	0	0
.100	10	1	0	1	Chicago	.172	29	5	1	2
.176	17	3	0	0	Cleveland	.225	71	16	1	4
.182	11	2	0	1	Detroit	.256	43	11	3	9
—	0	0	0	0	Kansas City	—	0	0	0	0
.231	13	3	1	3	Los Angeles	.154	26	4	1	3
.375	8	3	0	0	Minnesota	.321	28	9	3	6
—	0	0	0	0	New York	.300	10	3	0	0
—	0	0	0	0	Oakland	.176	17	3	1	3
.167	12	2	0	0	Seattle	.130	23	3	0	0
—	0	0	0	0	Tampa Bay	.167	12	2	0	2
.286	7	2	1	1	Texas	.250	20	5	1	3
—	0	0	0	0	Toronto	—	0	0	0	0

## MONTHLY BREAKDOWN

2011		CAREER								
AVG.	AB	H	HR	RBI	by MONTH	AVG.	AB	H	HR	RBI
.000	3	0	0	0	March	.000	3	0	0	0
.211	71	15	2	6	April	.211	71	15	2	6
.125	8	1	0	0	May	.167	12	2	0	1
—	0	0	0	0	June	—	0	0	0	0
—	0	0	0	0	July	—	0	0	0	0
—	0	0	0	0	August	.167	84	14	2	6
—	0	0	0	0	September	.276	105	29	7	19
—	0	0	0	0	October	.125	8	1	0	0

## BATTING BREAKDOWN

2011		CAREER								
AVG.	AB	H	HR	RBI	by CATEGORY	AVG.	AB	H	HR	RBI
.197	61	12	1	4	Home	.220	159	35	7	22
.190	21	4	1	2	Road	.210	124	26	4	10
.167	36	6	0	4	Day	.176	85	15	1	9
.217	46	10	2	2	Night	.232	198	46	10	23
.195	82	16	2	6	Pre-ASG	.198	86	17	2	7
—	0	0	0	0	Post-ASG	.223	197	44	9	25
.130	23	3	0	4	vs. LHP	.217	69	15	2	12
.220	59	13	2	2	vs. RHP	.215	214	46	9	20
.167	24	4	0	4	RISP	.160	75	12	1	19
.000	2	0	0	0	Loaded	.000	4	0	0	1
—	0	0	0	0	Pinch Hitter	.500	6	3	0	1
.286	14	4	0	3	Designated Hitter	.221	77	17	4	13

## BALLPARK BREAKDOWN

	AVG.	AB	H	HR	RBI
Angel Stadium	.077	13	1	0	0
Ballpark in Arlington	.273	11	3	1	2
Comerica Park	.243	37	9	2	6
Kauffman Stadium	.220	159	35	7	22
Metrodome	.000	3	0	0	0
O.co Coliseum	.200	5	1	0	0
Progressive Field	.242	33	8	1	2
Safeco Field	.000	7	0	0	0
Target Field	.143	7	1	0	0
U.S. Cellular Field	.375	8	3	0	0

## FIELDING STATISTICS

### First Base

YEAR	PCT.	G	PO	A	E	TC	DP
2008	1.000	4	12	1	0	13	2
2010	.993	34	277	21	2	300	18
2011	.990	19	181	15	2	198	14
<b>Totals</b>	<b>.992</b>	<b>57</b>	<b>470</b>	<b>37</b>	<b>4</b>	<b>511</b>	<b>34</b>

## KA'AIHUE'S CAREER BESTS

**Hits:** 3 (twice), last: September 28, 2010 vs. Minnesota

**Home Runs:** 2, September 28, 2010 vs. Minnesota

**Runs Batted In:** 4, September 28, 2010 vs. Minnesota

**Stolen Bases:** None

**Hitting Streak:** 6, September 25 to 30, 2010

**Hitless Streak (At Bats):** 14, August 18 to 22, 2010

**Grand Slams:** None

**Pinch-Hit Home Runs:** None

**Inside-The-Park Home Runs:** None

**Game Ending Home Runs:** 1, April 1, 2011 vs. Los Angeles (Kohn)

**Lead Off Home Runs:** None.

## ATHLETICS MOST ALL-STAR GAME SELECTIONS

- 9 Mark McGwire
- 6 Jim Hunter
- 6 Reggie Jackson
- 6 Rickey Henderson
- 5 Bert Campaneris
- 5 Bob Johnson
- 5 Jose Canseco

**CATCHER**

**Height/Weight:** 6-0 / 202

**Bats/Throws:** Left / Right

**Birthdate:** May 10, 1983

**Opening Day Age:** 28

**Birthplace/Resides:** Scarborough, Ontario, Canada / Scottsdale, Arizona

**Major League Service:** 2 years, 149 days

**Obtained:** Acquired from the Milwaukee Brewers for pitcher Fautino De Los Santos, July 29, 2012

**Contract Status:** First year of a one-year contract through 2012.

**CAREER HIGHLIGHTS**

Has spent parts of four seasons in the majors with Boston (2008-09) and Milwaukee (2010-11)...is a .223 (94 for 421) hitter with 15 home runs and 53 RBI in 164 games...notched the seventh cycle in Milwaukee history Sept. 3, 2011 at Houston...was rated as the second-best prospect in the Padres organization according to *Baseball America* in 2006...also participated to the All-Star Futures Game that year...led the Padres organization with a .310 batting average at Single-A Fort Wayne in 2004...was a member of the 2004 Greek Olympic team.

**2011 HIGHLIGHTS**

Batted .252 with five home runs and 17 RBI in 49 games with Milwaukee...made 31 starts, all behind the plate...made 22 of his 31 starts when Randy Wolf was pitching...the team posted a 3.59 ERA when he caught and was 20-11 when he started...began the season with Milwaukee before he was outrighted to Triple-A Nashville April 21...returned June 15 after batting .343 with four home runs and 21 RBI in 29 games at Nashville...notched the seventh cycle in franchise history Sept. 3 at Houston as he went 4-for-5 with two runs, a double, triple, home run and two RBI in the 8-2 win...it was his first career four-hit game...signed a one-year contract Dec. 12, avoiding arbitration.

**CAREER**

**2010**—Batted .203 with nine home runs and 26 RBI in 67 games during his first season with the Brewers...spent his first full season in the Major Leagues...made 60 starts, all behind the plate...the team posted a 4.44 ERA when he caught and was 30-30 when he started...threw out 4 of 48 runners attempting to steal (8.3%)...22 of his 43 hits went for extra bases (12 doubles, 1 triple, 9 home runs)...appeared off the bench at first base April 25 vs. Chicago (NL) and July 28 vs. Cincinnati and in right field July 27 vs. Cincinnati, marking his first career games at those positions.

**2009**—Batted .237 with one home and 10 RBI in 45 games with Boston...made his first career Opening Day roster...made 25 starts behind the plate, including 18 when knuckleballer Tim Wakefield was pitching...the team posted a 5.36 ERA when he caught and was 14-11 when he started...threw out 4 of 30 runners attempting to steal (13.3%)...his first Major League start was April 10 at Los Angeles (AL)...went 1-for-3...belted his first ML home run July 3 vs. Seattle with a solo shot off Mark Lowe...was on the 15-day disabled list from Aug. 1 to 31 with a lower back strain (retroactive to July 30).

**2008**—Batted .243 with 22 home runs and 65 RBI in 107 games at Triple-A Pawtucket...his contract was selected by Boston Sept. 8...appeared in three games with the Red Sox, going 1-for-5 off the bench...made his Major League debut Sept. 13 vs. Toronto in Game 1 of a doubleheader and went 0-for-2 with a run...struck out in his first at-bat but reached due to a wild pitch by A.J. Burnett...his first Major League hit was a double off Phil Coke Sept. 26 vs. New York (AL)...played in the Dominican Winter League.

**2007**—In his first season in the Red Sox organization, batted .241 with nine home runs and 39 RBI in 87 games at Triple-A Pawtucket.

**2006**—Entered the season as the second-best prospect in the Padres organization according to *Baseball America*...batted .255 with 10 home run and 50 RBI in 111 games between Double-A Mobile and Triple-A Portland...was a Southern League All-Star...participated in the All-Star Futures Game in Pitts-



burgh...was traded from San Diego to Boston Sept. 5 to complete the deal that sent LHP David Wells to the Padres Aug. 31.

**2005**—Batted .299 with 11 home runs and 65 RBI in 120 games between Single-A Lake Elsinore and Double-A Mobile...played for the Peoria Javelinas in the Arizona Fall League.

**2004**—Led the Padres organization with a .310 batting average at Single-A Fort Wayne, adding seven home runs and 46 RBI in 78 games.

**2003**—In his first professional season, batted .259 with seven home runs and 24 RBI in 42 games at Rookie Idaho Falls.

## PERSONAL/MISCELLANEOUS

George Kottaras was originally signed by Padres scouts Lane Decker and John Ferracuti...graduated from Milliken Mills High School (Ontario, CA)...attended Connors State Junior College in Oklaho-ma...was a member of the 2004 Greek Olympic Team...appeared in four games, batting .250 (3-for-12) with two RBI.

## LIFETIME PLAYING RECORD

Year	Club	AVG.	G	AB	R	H	2B	3B	HR	RBI	SH	SF	HP	BB	SO	SB	CS	SLG	OBP	E
2003	Idaho Falls	.259	42	143	27	37	8	1	7	24	0	1	1	19	36	1	1	.476	.348	0
2004	Fort Wayne	.310	78	271	40	84	18	1	7	46	1	3	0	51	41	0	0	.461	.415	4
2005	Lake Elsinore	.303	91	337	54	102	29	0	9	50	2	4	1	50	60	2	1	.469	.390	8
	Mobile	.287	29	101	16	29	7	0	2	15	0	1	0	19	23	0	0	.416	.397	1
2006	Mobile	.276	78	257	40	71	19	1	8	33	0	2	1	50	68	0	1	.451	.394	5
	Portland	.210	33	119	14	25	10	1	2	17	0	1	1	12	30	0	0	.361	.286	2
2007	Pawtucket	.241	87	294	32	71	22	0	9	39	2	4	2	32	71	1	1	.408	.316	10
2008	Pawtucket	.243	107	395	63	96	18	0	22	65	0	2	1	64	110	0	0	.456	.348	2
	BOSTON	.200	3	5	1	1	1	0	0	0	0	0	0	2	0	0	0	.400	.200	0
2009	BOSTON	.237	45	93	15	22	11	0	1	10	0	3	0	11	25	0	0	.387	.308	1
	Pawtucket	.292	10	24	1	7	3	0	0	0	0	0	0	6	6	0	0	.417	.433	0
2010	MILWAUKEE	.203	67	212	24	43	12	1	9	26	1	4	0	33	44	2	0	.396	.305	4
2011	MILWAUKEE	.252	49	111	15	28	6	1	5	17	1	1	0	10	26	0	1	.459	.311	0
	Nashville	.343	29	102	19	35	8	1	4	21	0	0	0	16	29	0	1	.559	.432	2
<b>AL Totals</b>		<b>.235</b>	<b>48</b>	<b>98</b>	<b>16</b>	<b>23</b>	<b>12</b>	<b>0</b>	<b>1</b>	<b>10</b>	<b>0</b>	<b>3</b>	<b>0</b>	<b>11</b>	<b>27</b>	<b>0</b>	<b>0</b>	<b>.388</b>	<b>.304</b>	<b>1</b>
<b>NL Totals</b>		<b>.220</b>	<b>116</b>	<b>323</b>	<b>39</b>	<b>71</b>	<b>18</b>	<b>2</b>	<b>14</b>	<b>43</b>	<b>2</b>	<b>5</b>	<b>0</b>	<b>43</b>	<b>70</b>	<b>2</b>	<b>1</b>	<b>.418</b>	<b>.307</b>	<b>4</b>
<b>ML Totals</b>		<b>.223</b>	<b>164</b>	<b>421</b>	<b>55</b>	<b>94</b>	<b>30</b>	<b>2</b>	<b>15</b>	<b>53</b>	<b>2</b>	<b>8</b>	<b>0</b>	<b>54</b>	<b>97</b>	<b>2</b>	<b>1</b>	<b>.411</b>	<b>.306</b>	<b>5</b>

## CAREER TRANSACTIONS

**2002** — Selected by the San Diego Padres organization in the 20th round of the First-Year Player Draft. **2006** — Traded to the Boston Red Sox, September 5, to complete the deal that sent pitcher David Wells to San Diego, August 31. **2009** — On disabled list, July 30 to August 31; included rehabilitation assignment to Pawtucket, August 15 to 31. **2011** — Claimed off waivers by the Milwaukee Brewers, November 18. **2012** — Traded to the Oakland Athletics for pitcher Fautino De Los Santos, July 29.

## DIVISION SERIES RECORD

Year	Club/Opp.	AVG.	G	AB	R	H	2B	3B	HR	RBI	SH	SF	HP	BB	SO	SB	CS	SLG	OBP	E
2011	MIL vs. ARI	.000	1	3	0	0	0	0	0	1	0	0	0	1	1	0	0	.000	.250	0

## LEAGUE CHAMPIONSHIP SERIES RECORD

Year	Club/Opp.	AVG	G	AB	R	H	2B	3B	HR	RBI	SH	SF	HB	BB	SO	SB	CS	SLG	OBP	E
2011	MIL vs. STL	.000	2	5	0	0	0	0	0	1	0	0	0	0	1	0	0	.000	.000	0

## VS. THE AMERICAN LEAGUE

2011		CAREER								
AVG.	AB	H	HR	RBI	vs. TEAM	AVG.	AB	H	HR	RBI
—	0	0	0	0	Baltimore	.000	8	0	0	0
.333	3	1	1	1	Boston	.333	3	1	1	1
—	0	0	0	0	Chicago	.500	2	1	0	1
—	0	0	0	0	Cleveland	.333	9	3	0	2
—	0	0	0	0	Detroit	.000	4	0	0	0
—	0	0	0	0	Kansas City	—	0	0	0	0
—	0	0	0	0	Los Angeles	.333	9	3	0	1
.200	5	1	0	1	Minnesota	.200	20	4	0	3
.000	4	1	0	0	New York	.273	11	3	0	1
—	0	0	0	0	Oakland	.300	10	3	0	0
—	0	0	0	0	Seattle	.200	10	2	1	1
—	0	0	0	0	Tampa Bay	.125	8	1	0	0
—	0	0	0	0	Texas	.000	3	0	0	0
—	0	0	0	0	Toronto	.077	13	1	0	1

## VS. THE NATIONAL LEAGUE

2011		CAREER								
AVG.	AB	H	HR	RBI	vs. TEAM	AVG.	AB	H	HR	RBI
.167	6	1	0	0	Arizona	.154	13	2	0	2
.286	7	2	0	1	Atlanta	.174	23	4	0	2
.333	15	5	2	5	Chicago (NL)	.172	29	5	2	5
.182	11	2	1	1	Cincinnati	.138	29	4	1	2
.143	7	1	0	2	Colorado	.200	20	4	0	4
.500	4	2	0	2	Florida	.364	22	8	1	5
.714	7	5	1	3	Houston	.304	23	7	2	4
.000	2	0	0	0	Los Angeles (NL)	.125	8	1	0	0
—	0	0	0	0	Milwaukee	—	0	0	0	0
.333	3	1	0	0	New York (NL)	.333	21	7	1	2
.125	8	1	0	1	Philadelphia	.222	18	4	1	2
.333	6	2	0	0	Pittsburgh	.429	35	15	4	8
—	0	0	0	0	San Diego	.333	6	2	0	0
.000	2	0	0	0	San Francisco	.063	16	1	0	0
.188	16	3	0	0	St. Louis	.175	40	7	1	6
.200	5	1	0	0	Washington	.125	8	1	0	0

## MONTHLY BREAKDOWN

2011		CAREER								
AVG.	AB	H	HR	RBI	by MONTH	AVG.	AB	H	HR	RBI
.269	26	7	0	4	April	.227	66	15	2	11
—	0	0	0	0	May	.232	69	16	2	10
—	0	0	0	0	June	.195	77	15	3	10
.154	13	2	2	3	July	.202	84	17	4	11
.190	21	4	0	4	August	.241	54	13	2	4
.304	23	7	1	1	September	.242	66	16	2	7
.286	28	8	2	5	October	.400	5	2	0	0

## BATTING BREAKDOWN

2011		CAREER								
AVG.	AB	H	HR	RBI	by CATEGORY	AVG.	AB	H	HR	RBI
.240	50	12	1	7	Home	.226	199	45	7	27
.262	61	16	4	10	Road	.221	222	49	8	26
.280	50	14	1	6	Day	.241	166	40	3	18
.230	61	14	4	11	Night	.212	255	54	12	35
.234	47	11	2	8	Pre-ASG	.215	260	56	10	38
.266	64	17	3	9	Post-ASG	.236	161	38	5	15
.174	23	4	1	1	vs. LHP	.184	98	18	3	6
.273	88	24	4	16	vs. RHP	.235	323	76	12	47
.304	23	7	0	11	RISP	.212	99	21	1	35
—	0	0	0	0	Bases Loaded	.125	8	1	0	6
.182	11	2	0	2	Pinch Hitter	.133	15	2	0	2
—	0	0	0	0	Designated Hitter	—	0	0	0	0

## BALLPARK BREAKDOWN

	AVG.	AB	H	HR	RBI
Angel Stadium	.333	9	3	0	1
AT&T Park	.000	7	0	0	0
Busch Stadium	.138	29	4	1	5
Camden Yards	.000	3	0	0	0
Chase Field	.143	7	1	0	2
Citi Field	.300	10	3	0	0
Citizens Bank Park	.273	11	3	0	1
Coliseum	.333	3	1	0	0
Comerica Park	.000	4	0	0	0
Coors Field	.250	16	4	0	2
Dodger Stadium	.333	3	1	0	0
Fenway Park	.309	55	17	2	10
Great American	.125	16	2	1	1
Metrodome	.200	5	1	0	0
Miller Park	.197	147	29	6	18
Minute Maid Park	.500	8	4	1	2
Nationals Park	.125	8	1	0	0
PETCO Park	.333	6	2	0	0
PNC Park	.462	13	6	2	4
Progressive Field	.000	3	0	0	0
Rogers Centre	.167	6	1	0	0
Sun Life Stadium	.273	11	3	1	2
Target Field	.333	9	3	0	2
Tropicana Field	.143	7	1	0	0
Turner Field	.083	12	1	0	0
U.S. Cellular Field	.500	2	1	0	1
Wrigley Field	.286	7	2	1	2
Yankee Stadium	.000	4	0	0	0

## FIELDING STATISTICS

### Catcher

YEAR	PCT.	G	PO	A	E	TC	DP	PB
2008	1.000	2	5	0	0	5	0	0
2009	.995	39	196	8	1	205	1	8
2010	.991	61	434	20	4	458	4	4
2011	1.000	36	171	8	0	179	0	2
<b>Totals</b>	<b>.994</b>	<b>138</b>	<b>806</b>	<b>36</b>	<b>5</b>	<b>847</b>	<b>5</b>	<b>14</b>

### First Base

YEAR	PCT.	G	PO	A	E	TC	DP
2010	1.000	2	1	0	0	1	0
<b>Totals</b>	<b>1.000</b>	<b>2</b>	<b>1</b>	<b>0</b>	<b>0</b>	<b>1</b>	<b>0</b>

### Third Base

YEAR	PCT.	G	PO	A	E	TC	DP
2009	1.000	1	0	2	0	2	0
<b>Totals</b>	<b>1.000</b>	<b>1</b>	<b>0</b>	<b>2</b>	<b>0</b>	<b>2</b>	<b>0</b>

### Outfield

YEAR	PCT.	G	PO	A	E	TC	DP
2010	—	1	0	0	0	0	0
<b>Totals</b>	<b>—</b>	<b>1</b>	<b>0</b>	<b>0</b>	<b>0</b>	<b>0</b>	<b>0</b>

## KOTTARAS' CAREER BESTS

**Hits:** 4, September 3, 2011 at Houston

**Home Runs:** 1 (15 times), last: September 16, 2011 at Cincinnati

**Runs Batted In:** 2 (10 times), last: September 25, 2011 vs. Florida

**Stolen Bases:** 1 (twice), last: June 2, 2010 at Florida

**Hitting Streak:** 5 (twice), last: August 20 to September 3, 2011

**Hitless Streak (At Bats):** 16, June 5 to 13, 2010

**Grand Slams:** None

**Pinch-Hit Home Runs:** None

**Inside-The-Park Home Runs:** None.

**Game Ending Home Runs:** None

**Lead Off Home Runs:** None

**RIGHT-HANDED PITCHER****Height/Weight:** 6-7 / 200**Bats/Throws:** Right / Right**Birthdate:** July 7, 1983**Opening Day Age:** 28**Birthplace/Resides:** Glendale, California / Dallas, Texas**Major League Service:** 5 years, 122 days**Obtained:** Signed as a free agent, December 13, 2010**Contract Status:** First year of a one-year contract through 2012.**CAREER HIGHLIGHTS**

Was originally chosen by the Chicago White Sox in the 17th round of the 2002 draft and made his Major League debut in 2005...enjoyed his best season last year as he was 9-9 with a 3.32 ERA in 25 starts with the A's...set an Athletics franchise record with a strikeout-to-walk ratio of 4.92...is now 29-33 with a 4.17 ERA in 135 career appearances, including 81 starts...went 7-9 with a 4.39 ERA in 65 games, including 12 starts, in two seasons with the White Sox before he was traded to Texas in a five-player deal following the 2006 season...compiled a 13-15 record and 4.68 ERA in 45 games, 44 starts, with Texas from 2007 through 2009, but had four stints on the disabled list...ranked by *Baseball America* as the number three prospect in the White Sox organization prior to the 2006 season...named by *Baseball America* as a starting pitcher on the Minor League All-Star First Team in 2004 after leading all of Minor League Baseball with 202 strikeouts.

**2011 HIGHLIGHTS**

Had the best season of his six-year Major League career as he was 9-9 with a 3.32 ERA in 25 starts...had career highs in wins, starts, complete games (5), innings pitched (170.2) and strikeouts (123)...his ERA was the lowest of his career as was his .281 opponents on-base percentage and .377 opponents slugging percentage...also had career highs in hits (168), runs (73) and earned runs (63)...tied for second in the American League in complete games, tied for eighth in shutouts (1) and ranked ninth in on-base percentage...with 123 strikeouts and just 25 walks, he set an Athletics record (since 1901) for strikeout-to-walk ratio with a mark of 4.92...broke the previous record of 3.91 set by Dan Haren in 2006...averaged 1.32 walks per nine innings, which was the second-lowest mark in Athletics history...the record is 1.30 by Jim "Catfish" Hunter in 1974...ranked second in the AL in strikeout-to-walk ratio and was third in walks per nine innings and home runs per nine innings (0.58)...averaged 14.6 pitches per inning, which was third fewest in the league...a stint on the disabled list and a lack of run support limited him to a 1-5 record despite a 3.54 ERA in 11 starts before the All-Star Break...then went 8-4 with a 3.15 ERA in 14 starts after the break...tied for third in the AL in post-break wins and was eighth in ERA...his five complete games were the most by an A's right-handed pitcher since Bobby Witt also had five in 1994...however, he was 1-4 in those games...the last pitcher with four complete game losses in a season was Livan Hernandez for Montreal in 2004...the last Athletic to do it was Ron Darling in 1994...was 6-3 with a 2.65 ERA in 13 starts at home and 3-6 with a 3.99 ERA in 12 starts on the road...had the seventh-lowest home ERA in the AL...went 4-1 with a 2.41 ERA in six starts during the day and was 5-8 with a 3.61 ERA in 19 starts at night...had a 2.77 ERA over the first five innings of a game, a 4.75 ERA from the sixth inning on...allowed a .258 opponents batting average, including .256 (89 for 348) against left-handed hitters and .260 (79 for 304) against right-handers...surrendered eight of his 11 home runs to left-handers...nine were solo shots...all 11 came after his 45th pitch in a game...opponents hit .217 with runners in scoring position and two outs...has allowed a .211 (45 for 213) average in that situation in his career...yielded a .351 batting average and four of his 11 home runs to the opponents number three hitter...went 4-0 with a 2.87 ERA in five starts against AL East teams and is 6-0 with a 3.59 ERA (29 er in 72.2 ip) in 11 starts against the East over the last three years...went 4-3 with a 4.22 ERA in 11 starts on four days rest and 5-6 with a 2.63 ERA in 14 starts on five days rest or more...committed four errors, which tied for fourth most among AL pitchers...had just three errors in 110 career games entering the season...the

**ATHLETICS BEST  
STRIKEOUT-TO-WALK  
RATIO, SEASON**

4.92	Brandon McCarthy, 2011
3.91	Dan Haren, 2006
3.84	Rube Waddell, 1904
3.58	Chief Bender, 1909
3.55	Rube Waddell, 1903

A's were 11-14 (.440) in his starting assignments, while his teams are 38-43 (.469) in his career...tossed six or more innings in 21 of his 25 starts, allowed two runs or fewer 11 times and walked two batters or fewer 24 times.

**OAKLAND:** Had a no decision in the A's 7-6 10-inning loss at Toronto April 5, his first Major League start since Oct. 2, 2009 at Seattle...picked up the win in his second start April 10 at Minnesota, his first since Sept. 8, 2009 with Texas at Cleveland...had a no decision in the A's 8-4, 10-inning loss April 15 against Detroit...left the game after 6.2 innings with a 1-0 lead...however, the bullpen allowed one run in the ninth and seven in the 10th...it was the first of four times he left the game with a lead only to have the bullpen blow the save (also July 9 at Texas, July 20 at Detroit and Sept. 21 vs. Texas)...was 1-0 with a 2.45 ERA over his first three starts...then went 0-5 with a 3.72 ERA over his next seven starts from April 21 to July 4...the five-game losing streak was the longest of his career...began the streak by tossing a complete-game four-hitter in the A's 1-0 loss at Seattle April 21...allowed a career-high 14 hits and a career-high tying seven runs in an 8-3 loss at Los Angeles April 26...was charged with two errors May 2 against Texas to become the first A's pitcher to commit two errors in one game since Ariel Prieto May 20, 1997 at Texas...was 1-4 with a 3.39 ERA in nine starts when he was placed on the 15-day disabled list May 20, retroactive to May 19, with a stress reaction in his right scapula...it was his sixth career stint on the DL...allowed just one home run in 63.2 innings before the injury...made two starts on a rehab assignment with Single-A Stockton June 23 and 29, posting a 1-0 mark with a 0.00 ERA (10.0 ip, 7 h, 2 r, 0 bb, 8 so)...was reinstated July 3 and went 8-5 with a 3.28 ERA following his return...snapped his five-game losing streak in his first start after the All-Star Break, a 5-3 win over Los Angeles July 15...that began a career-high-tying four-game winning streak that spanned five starts from July 15 to Aug. 6...posted a 2.78 ERA during the streak...also won four straight from May 24 to Sept. 8, 2009...the winning streak ended Aug. 12 against Texas when he allowed a career-high-tying seven runs...left the game after 3.1 innings with a right knee contusion but did not miss a start...issued a season-high three walks in a 6-5 win at New York Aug. 23, snapping a 21-start streak with two walks or fewer...tossed back-to-back complete games Aug. 29 at Cleveland and Sept. 3 against Seattle...lost to the Indians 2-1 but picked up his first complete-game win of the season against the Mariners as he tossed a three-hit, 3-0 shutout...it was the low-hit game of his career and his second career shutout...is just the second Oakland pitcher with back-to-back complete games over the last seven years (Braden, May 9-14, 2010)...is the first A's right-hander to toss back-to-back complete games since Bobby Witt had three straight (June 23-July 3, 1994)...struck out 10 batters in each start, the first two 10-strikeout games of his career...is the first A's pitcher with back-to-back 10-strikeout games since Mark Mulder (July 24-29, 2003)...is the first righty to do it since Todd Stottlemyre (Sept. 20-26, 1995)...did not walk a batter in the game against Seattle and is just the third Athletics pitcher over the last 98 years with a complete-game shutout, three or fewer hits, no walks and 10 or more strikeouts (Bobby Witt, June 23, 1994 vs. Kansas City; Catfish Hunter, May 8, 1968 vs. Minnesota)...finished the month of September with a 2-2 record despite a 2.19 ERA and .200 opponents batting average...ranked fourth in the AL in ERA and fifth in opponents batting...walked just three and struck 30 in 37.0 innings.

## ATHLETICS FEWEST WALKS PER NINE INNINGS, SEASON

1.30	Catfish Hunter, 1974
1.32	<b>Brandon McCarthy, 2011</b>
1.34	Lum Harris, 1944
1.35	Eddie Rommel, 1928
1.40	Chief Bender, 1907

## CAREER

**2010**—Was 4-2 with a 3.36 ERA in 11 games, nine starts, at Triple-A Oklahoma City in a season interrupted by right shoulder problems...had three stints on the DL with the RedHawks and was added to the Rangers' 60-day disabled list July 29...struck out 44 and walked just 11 in 56.1 innings...allowed a .234 opponents batting average, which broke down to .227 against left-handed hitters and .240 against right-handers...yielded six of his eight home runs to righties and six were solo shots...opponents batted .190 with runners in scoring position and .208 when leading off an inning...was 4-1 with a 1.99 ERA in seven games at home and 0-1 with a 6.89 ERA in four outings on the road...tossed 7.0 innings in each of his first four starts but would reach that mark just once over his final five starts...allowed two runs or fewer in six of his nine starts and walked two batters or fewer all nine times...spent most of the spring with Texas, going 1-3 with an 8.03 ERA in four spring training starts before he was optioned to Oklahoma City March 27...went 1-0 with a 2.51 ERA over his first four starts with the Red Hawks before he was placed on the disabled list April 26 with a right scapula stress reaction...was reinstated June 3 and made two relief appearances (2.0 ip, 3 h, 1 so) before returning to the DL June 8 with right shoulder inflammation...reinstated June 18 and had a no decision in a start June 19 at Nashville (2.0 ip, 3 h, 1 r, 1 er, 1

bb, 4 so) before returning to the DL June 22 with the same injury...was recalled by Texas July 29 and immediately added to the Major League 60-day DL...returned to Oklahoma City on a rehab assignment Aug. 20 and went 2-2 with a 4.56 ERA over his final four starts...struck out a season-high nine in 7.0 innings Aug. 30 against Nashville...made one postseason start Sept. 9 and was the losing pitcher in a 3-2 loss to Memphis in Game 2 of the first round of the playoffs (6.0 ip, 8 h, 3 r, 3 er, 1 bb, 4 so)...made four starts for Toros del Este in the Dominican Winter League following the season and was 2-0 with a 1.96 ERA and .227 opponents batting average.

**2009**—Opened the year as the Rangers' number three starter and made every scheduled outing before getting diagnosed with a stress fracture in his right shoulder blade for the second time in three years...wound up missing nearly three months with Texas, as he was on the disabled list June 5-Aug. 31...spent the month of August on a rehabilitation assignment with Triple-A Oklahoma City and made five starts for the RedHawks...went 7-4 with a 4.62 in 17 starts with the Rangers...opponents batted .255...compiled 5.92 ERA over first his first seven starts, despite a 3-1 record...then went 4-3 with a 3.79 ERA in his final 10 starts spanning his DL stint...of his 13 home runs allowed, nine were solo shots...enjoyed a 7.30 run support average, highest among any major league pitcher with at least 95.0 innings...tossed his first career complete game and shutout in a 5-0 win over the Astros May 24 at Minute Maid Park in Houston (9 h, 1 bb, 6 so)...it marked the first individual shutout ever by a Texas pitcher in Interleague play...tossed a career-high 124 pitches...it was just the fifth time in team history a pitcher allowed nine-or-more hits in a shutout...won a career-best four consecutive decisions over five starts from May 24-Sept. 8...took a no-decision in his 50th career start, an 8-6 Texas loss June 4 at New York (AL)...was placed on the disabled list the next day with a stress fracture in his right shoulder blade...was transferred to the 60-day DL July 7...had a five-start rehab assignment with Triple-A Oklahoma City from August 8-27 and was reinstated from the DL Sept. 1...re-inserted into the rotation and won each of his first two starts before going 0-2 with a 3.92 ERA in his final four starts.

**2008**—After being slotted for the season-opening rotation, suffered a setback with forearm inflammation in spring training and did not pitch for Texas until late August...recalled Aug. 23 and went 1-1 with a 4.09 in five games, all starts, for the Rangers before a strained flexor tendon in his right middle finger would end his season...battled right forearm inflammation throughout much of the spring and was placed on the 60-day disabled list with the injury March 30...spent the majority of the season's first three months at the Rangers' facility in Surprise, Arizona...began a rehab assignment July 12...was activated from the disabled list Aug. 7 and optioned to Oklahoma...subsequently posted 13.0 shutout innings over his next two starts, going 1-0 with 11 strikeouts and just two walks...recalled Aug. 23 to join the Rangers...suffered what would eventually be diagnosed as a strained flexor tendon in his right middle finger during final start Sept. 15 vs. Detroit, an injury which would end his season...exited that final start after throwing just seven pitches and facing two batters.

**2007**—Went 5-10 with a 4.87 ERA in 23 games, 22 starts, in his first season in the Texas organization...allowed just nine home runs in 101.2 innings after yielding 30 in 151.2 innings over his first two seasons...averaged just 4.33 runs of support per nine innings, the lowest of any pitcher on the Texas staff with more than two starts...received two runs of support or less in 15 of his 22 starts, including no support on seven different occasions...made his lone relief outing April 25 at Cleveland, tossing 2.0 shutout innings...left his start May 25 vs. Boston after 2.0 innings with a blister on his right middle finger, and did not pitch again until June 9 vs. Milwaukee...was on the DL June 10-July 1 with the blister problem...was activated for his start July 2 at Boston, taking the loss...was also on the DL Aug. 11-Sept. 10 with a stress fracture in his right shoulder blade...made three starts before being shut down for the season.

**2006**—Appeared in 53 games, including two starts, in his first full season in the major leagues...worked primarily out of the bullpen for the first time in his career...led all Sox relievers and ranked 10th in the American League with 75.1 relief innings...had eight strikeouts in winning his second start Sept. 27 at Cleveland...ranked by *Baseball America* as the number three prospect and having the best control in the White Sox organization prior to the season.

**2005**—Split the season between Chicago and Triple-A Charlotte...went 3-1 with a 1.69 ERA in seven games, five starts, after being recalled from Charlotte for the final time Aug. 30, but was left off the postseason roster...threw 7.2 scoreless innings for his first major league victory Aug. 30 in the second

game of a doubleheader at Texas...won his final start Oct. 2 at Cleveland, eliminating the Indians from playoff contention...his 10 starts came over three stints with the Sox...ranked second in the International League in strikeouts...named IL Pitcher of the Week for the week of May 2-8.

**2004**—Named by *Baseball America* as a starting pitcher on the Minor League All-Star First Team, the number six prospect in the Carolina League and the number eight prospect in the South Atlantic League...led the entire minor leagues with 202 strikeouts while combining to go 17-6 with a 3.14 ERA in 27 starts with Single-A Kannapolis, Single-A Winston-Salem and Double-A Birmingham...won 12 consecutive decisions from June 15-Aug. 27...named to the SAL midseason All-Star Team...posted a season-high 16 strikeouts July 31 at Myrtle Beach...named Carolina League Pitcher of the Week for July 25-Aug. 1.

**2003**—Led the Pioneer League in innings (101.0) and strikeouts (125) at Great Falls (Rookie)...tied for the PL lead in complete games (one) and ranked second in wins (9)...averaged 11.1 strikeouts and 1.3 walks per nine innings...compiled an 8.3 to 1 strikeout-to-walk ratio...fanned a season-high 13 Aug. 29 vs. Billings...named PL Pitcher of the Week for June 23-29.

**2002**—Ranked by *Baseball America* as the number 20 prospect in the Arizona League...led the AZL in strikeouts (79) and innings (78.1), tied for the lead in starts (14) and finished seventh in ERA (2.76).

## PERSONAL/MISCELLANEOUS

Brandon Patrick McCarthy...attended Lamar (Colo.) Community College, where he posted a 12-0 record with a 2.34 ERA and eight complete games in 16 appearances in 2002...had 130 strikeouts against 16 walks...helped team reach the Junior College World Series in Grand Junction, Colo...graduated in 2001 from Cheyenne Mountain High School in Colorado Springs, Colo., where he was an all-state selection...has made financial contributions to The Beacon Group, a non-profit organization whose mission is to provide rehabilitation, work training, and emotional support for people with disabilities of all ages so they can lead fulfilling lives...participated in Haitian earthquake relief efforts...is married, Amanda.

## LIFETIME PITCHING RECORD

Year	Club	W	L	ERA	G	GS	CG	SHO	SV	IP	H	R	ER	HR	HB	BB	IBB	SO	WP	BK
2002	AZL White Sox	4	4	2.76	14	14	0	0	0	78.1	78	40	24	6	2	15	1	79	5	3
2003	Great Falls	9	4	3.65	16	15	1	0	0	101.0	105	49	41	7	3	15	0	125	3	3
2004	Kannapolis	8	5	3.64	15	15	3	1	0	94.0	80	41	38	10	7	21	0	113	3	2
	Winston-Salem	6	0	2.08	8	8	0	0	0	52.0	31	12	12	3	1	3	0	60	1	2
2005	Birmingham	3	1	3.46	4	4	0	0	0	26.0	23	10	10	2	2	6	1	29	1	0
	Charlotte	7	7	3.92	20	19	1	1	0	119.1	104	53	52	16	2	32	0	130	5	1
	CHICAGO (AL)	3	2	4.03	12	10	0	0	0	67.0	62	30	30	13	2	17	0	48	1	1
2006	CHICAGO (AL)	4	7	4.68	53	2	0	0	0	84.2	77	44	44	17	0	33	9	69	5	0
2007	TEXAS	5	10	4.87	23	22	0	0	0	101.2	111	62	55	9	3	48	0	59	4	1
	Oklahoma	0	0	0.00	1	1	0	0	0	4.1	3	0	0	0	0	0	0	6	0	0
2008	AZL Rangers	0	0	3.60	2	2	0	0	0	5.0	7	2	2	0	0	1	0	5	1	0
	Oklahoma	1	1	3.38	5	5	0	0	0	26.2	21	10	10	2	0	8	0	23	1	0
	TEXAS	1	1	4.09	5	5	0	0	0	22.0	20	11	10	3	1	8	0	10	0	0
2009	TEXAS	7	4	4.62	17	17	1	1	0	97.1	96	55	50	13	3	36	0	65	0	0
	Oklahoma City	0	1	4.15	5	5	0	0	0	21.2	20	10	10	1	1	9	0	22	0	0
2010	Oklahoma City	4	2	3.36	11	9	0	0	0	56.1	51	22	21	8	3	11	0	44	0	0
2011	OAKLAND	9	9	3.32	25	25	5	1	0	170.2	168	73	63	11	0	25	1	123	3	0
	Stockton	1	0	0.00	2	2	0	0	0	10.0	7	2	0	0	0	0	0	8	0	0
<b>ML Totals</b>		<b>29</b>	<b>33</b>	<b>4.17</b>	<b>135</b>	<b>81</b>	<b>6</b>	<b>2</b>	<b>0</b>	<b>543.1</b>	<b>534</b>	<b>275</b>	<b>252</b>	<b>66</b>	<b>9</b>	<b>167</b>	<b>10</b>	<b>374</b>	<b>13</b>	<b>2</b>

## CAREER TRANSACTIONS

**2002** — Selected by the Chicago White Sox organization in the 17th round of the June Draft. **2006** — Traded to the Texas Rangers with outfielder David Paisano for pitchers John Danks, Nick Masset and Jacob Rasner, December 23. **2007** — On disabled list, June 10 to July 1; included rehabilitation assignment to Oklahoma, June 24 to July 1. On disabled list, August 11 to September 10. **2008** — On disabled list, March 30 to August 6; included rehabilitation assignments to AZL Rangers, July 12 to 17, and to Oklahoma, July 18 to August 6. **2009** — On disabled list, June 5 to August 31; included rehabilitation assignment to Oklahoma City, August 8 to 31. **2010** — On disabled list, July 29 to November 2. Elected free agency, November 5; signed by the Oakland Athletics, December 13. **2011** — On disabled list, May 19 to July 2; included rehabilitation assignment to Stockton, June 23 to July 2.



## VS. THE AMERICAN LEAGUE

2011		CAREER												
ERA	W	L	S	G	IP	ER	vs. TEAM	ERA	W	L	S	G	IP	ER
6.00	1	0	0	1	6.0	4	Baltimore	4.97	1	1	0	7	29.0	16
—	0	0	0	0	0.0	0	Boston	6.29	1	3	0	7	24.1	17
3.86	0	1	0	1	7.0	3	Chicago	3.00	1	1	0	2	12.0	4
2.25	0	1	0	1	8.0	2	Cleveland	4.61	6	3	0	16	54.2	28
2.41	1	0	0	3	18.2	5	Detroit	3.93	2	3	0	15	50.1	22
4.32	0	1	0	1	8.1	4	Kansas City	5.48	1	1	0	10	21.1	13
7.59	1	1	0	2	10.2	9	Los Angeles	4.79	1	2	0	9	41.1	22
3.54	2	0	0	3	20.1	8	Minnesota	2.43	2	0	0	9	40.2	11
3.52	1	0	0	1	7.2	3	New York	5.79	2	0	0	5	18.2	12
—	0	0	0	0	0.0	0	Oakland	7.27	1	5	0	8	26.0	21
1.99	1	3	0	4	31.2	7	Seattle	4.20	2	5	0	11	60.0	28
0.56	2	0	0	2	16.0	1	Tampa Bay	2.98	3	2	0	9	48.1	16
4.13	0	2	0	5	28.1	13	Texas	4.06	1	4	0	9	44.1	20
4.50	0	0	0	1	8.0	4	Toronto	3.79	3	2	0	9	40.1	17

## VS. THE NATIONAL LEAGUE

2011		CAREER												
ERA	W	L	S	G	IP	ER	vs. TEAM	ERA	W	L	S	G	IP	ER
—	0	0	0	0	0.0	0	Chicago	2.45	0	0	0	2	7.1	2
—	0	0	0	0	0.0	0	Cincinnati	0.00	0	0	0	1	0.2	0
—	0	0	0	0	0.0	0	Houston	1.00	2	1	0	4	18.0	2
—	0	0	0	0	0.0	0	Milwaukee	1.80	0	0	0	1	5.0	1
—	0	0	0	0	0.0	0	Pittsburgh	0.00	0	0	0	1	1.0	0

## MONTHLY BREAKDOWN

2011		CAREER												
ERA	W	L	S	G	IP	ER	by MONTH	ERA	W	L	S	G	IP	ER
3.57	1	2	0	5	35.1	14	April	5.36	5	7	0	23	90.2	54
3.18	0	2	0	4	28.1	10	May	4.17	7	6	0	25	116.2	54
—	0	0	0	0	0.0	0	June	5.40	1	2	0	14	33.1	20
3.89	3	1	0	6	37.0	16	July	4.31	4	4	0	23	87.2	42
3.82	3	2	0	5	33.0	14	August	2.92	4	4	0	19	77.0	25
2.19	2	2	0	5	37.0	9	September	3.65	7	10	0	29	128.1	52
—	0	0	0	0	0.0	0	October	4.66	1	0	0	2	9.2	5

## PITCHING BREAKDOWN

2011		CAREER												
ERA	W	L	S	G	IP	ER	by CATEGORY	ERA	W	L	S	G	IP	ER
2.65	6	3	0	13	85.0	25	Home	3.71	16	12	0	67	262.0	108
3.99	3	6	0	12	85.2	38	Road	4.61	13	21	0	68	281.1	144
2.41	4	1	0	6	41.0	11	Day	4.10	11	10	0	40	166.2	76
3.61	5	8	0	19	129.2	52	Night	4.21	18	23	0	95	376.2	176
3.54	1	5	0	11	76.1	30	Pre-ASG	4.87	13	18	0	70	273.1	148
3.15	8	4	0	14	94.1	33	Post-ASG	3.47	16	15	0	65	270.0	104
3.32	9	9	0	25	170.2	63	Starter	4.11	26	27	0	81	457.1	209
—	0	0	0	0	0.0	0	Reliever	4.50	3	6	0	54	86.0	43

## BALLPARK BREAKDOWN

	ERA	W	L	S	G	IP	ER
Angel Stadium	6.00	0	2	0	5	24.0	16
Ballpark in Arlington	3.96	8	7	0	27	134.0	59
Camden Yards	9.00	0	0	0	2	6.0	6
Champion Stadium	4.50	0	0	0	1	6.0	3
Comerica Park	4.96	0	3	0	10	32.2	18
Fenway Park	4.22	1	2	0	3	10.2	5
Great American Ball Park	0.00	0	0	0	1	0.2	0
Kauffman Stadium	4.63	0	1	0	4	11.2	6
Metrodome	3.00	0	0	0	1	3.0	1
Minute Maid Park	0.60	2	0	0	2	15.0	1
O.co Coliseum	3.27	6	6	0	17	99.0	36
Old Yankee Stadium	1.59	1	0	0	2	5.2	1
PNC Park	0.00	0	0	0	1	1.0	0
Progressive Field	4.15	4	1	0	8	34.2	16
Rogers Centre	4.82	1	2	0	7	28.0	15
Safeco Field	6.17	0	4	0	5	23.1	16
Target Field	2.45	1	0	0	1	7.1	2
Tropicana Field	2.25	1	1	0	2	12.0	3
U.S. Cellular Field	4.78	3	4	0	32	69.2	37
Wrigley Field	2.45	0	0	0	2	7.1	2
Yankee Stadium	6.94	1	0	0	2	11.2	9

## FIELDING STATISTICS

Pitcher							
Year	Pct.	G	PO	A	E	TC	DP
2005	1.000	12	3	4	0	7	1
2006	1.000	53	4	11	0	15	2
2007	.889	23	10	6	2	18	1
2008	1.000	5	0	1	0	1	0
2009	.944	17	8	9	1	18	1
2011	.895	25	12	22	4	38	1
<b>Totals</b>	<b>.928</b>	<b>135</b>	<b>37</b>	<b>53</b>	<b>7</b>	<b>97</b>	<b>6</b>

## MCCARTHY'S CAREER BESTS

**Low Hit Complete Game:** 3, September 3, 2011 vs. Seattle

**Innings Pitched:** 9.0 (twice), last: September 3, 2011 vs. Seattle. As reliever: 5.2, September 11, 2005 vs. Los Angeles (AL)

**Strikeouts:** 10 (twice), August 29, 2011 at Cleveland; September 3, 2011 vs. Seattle. As reliever: 8, September 11, 2005 vs. Los Angeles (AL)

**Longest Winning Streak:** 4 (twice), July 15 to August 6, 2011

**Longest Losing Streak:** 5, April 21 to July 4, 2011

**Longest Scoreless Streak:** 17.2, August 30 to September 11, 2005

## McCARTHY'S 2011 STARTS

Date	Opponent	Score	Dec	ERA	IP	H	R	ER	BB	SO	HR	#PIT
April 5	at Toronto	6-7 (10)	--	4.50	8.0	8	5	4	1	2	0	89
April 10	at Minnesota	5-3	W	3.52	7.1	9	2	2	0	5	0	107
April 15	Detroit	4-8 (10)	--	2.45	6.2	6	0	0	1	7	0	114
April 21	at Seattle	0-1	L	2.10	8.0	4	1	1	1	6	1	99
April 26	at Los Angeles (AL)	3-8	L	3.57	5.1	14	7	7	1	3	0	104
May 2	Texas	5-4 (10)	--	3.05	6.0	6	4	0	2	4	0	101
May 7	at Kansas City	3-4	L	3.26	8.1	7	4	4	2	3	0	107
May 13	Chicago (AL)	3-4	L	3.34	7.0	5	4	3	2	6	0	98
May 18	Minnesota	3-4 (10)	--	3.39	7.0	9	3	3	0	1	0	91
July 4	Seattle	1-2	L	3.33	6.2	4	2	2	2	5	1	85
July 9	at Texas	6-7	--	3.66	6.0	8	5	4	0	4	1	87
July 15	Los Angeles (AL)	5-3	W	3.64	5.1	6	2	2	1	7	0	110
July 20	at Detroit	7-5	--	3.74	5.0	6	4	4	1	4	0	85
July 26	Tampa Bay	6-1	W	3.52	8.0	6	1	1	2	3	1	113
July 31	Minnesota	7-3	W	3.58	6.0	8	3	3	0	9	1	109
Aug. 6	at Tampa Bay	8-0	W	3.31	8.0	5	0	0	0	5	0	109
Aug. 12	Texas	1-9	L	3.62	3.1	8	7	5	0	0	0	72
Aug. 17	Baltimore	6-5	W	3.74	6.0	8	4	4	2	3	1	99
Aug. 23	New York (AL)	6-5	W	3.72	7.2	8	3	3	3	6	1	108
Aug. 29	at Cleveland	1-2	L	3.64	8.0	5	2	2	1	10	1	104
Sept. 3	Seattle	3-0	W	3.41	9.0	3	0	0	0	10	0	114
Sept. 9	at Texas	4-13	L	3.45	6.0	6	4	3	1	5	0	97
Sept. 15	Detroit	6-1	W	3.35	7.0	5	1	1	2	8	1	104
Sept. 21	Texas	2-3	--	3.26	7.0	6	1	1	0	1	0	79
Sept. 26	at Seattle	2-4	L	3.32	8.0	8	4	4	0	6	2	114

## JIM MILLER

53



## RIGHT-HANDED PITCHER

Height/Weight: 6-1 / 200

Bats/Throws: Right / Right

Birthdate: April 28, 1982

Opening Day Age: 29

Birthplace/Resides: Randolph, New Jersey / Virginia Beach, Virginia

Major League Service: 51 days

Obtained: Signed to a minor league contract, November 11, 2011

Contract Status: First year of a one-year contract through 2012.

## CAREER HIGHLIGHTS

Has two September stints in the majors with Baltimore (2008) and Colorado (2011)...is 0-2 with a save and a 1.84 ERA in 14 Major League appearances...is 22-28 with 121 saves and a 3.51 ERA in 403 career appearances over eight seasons in the minors...has 553 strikeouts in 484.2 innings (10.27 per nine innings)...named to the Pacific Coast League Midseason All-Star team in 2011 and the International League Midseason All-Star team in 2009...tied for second among all minor league relievers with 34 saves in 2005 with Tulsa and Modesto...named to *Baseball America's* Short-Season Single-A All-Star team and the NWL All-Star team in 2004 after leading the league with 17 saves at Tri-City.

## 2011 HIGHLIGHTS

Spent the entire season with Triple-A Colorado Springs before he was selected by Colorado Sept. 6... appeared in six games for the Rockies, compiling a 2.57 ERA and .130 opponents batting average...the batting average included a .118 (2-for-17) mark against right-handed hitters, compared to .167 (1-for-6) against lefties...issued all four of his walks to righties...opponents were 0-for-6 with runners in scoring position...first batters faced were 0-for-4 with two walks...allowed 1 of 3 (33.3%) inherited runners to score...pitched 0.2 scoreless innings Sept. 7 against Arizona in his first big league outing since Sept. 20, 2008 at New York...tossed a career-high 2.2 innings and matched his career-high with two strikeouts Sept. 19 against San Diego

**COLORADO SPRINGS:** Went 8-5 with 24 saves and a 5.25 ERA in 65 relief appearances with Colorado Springs...the games pitched were a minor league career-high and the saves were second only to his 34 in 2005...tied for the Pacific Coast League lead in games pitched and tied for second in saves...the games pitched tied for third in all of minor league baseball...led the Rockies farm system in saves...averaged 2.13 walks per nine innings, which ranked third lowest among PCL relievers...struck out 73 batters in 72.0 innings, an average of 9.13 per nine innings...converted 24 of 29 (82.8%) save opportunities...allowed just 3 of 20 (15.0%) inherited runners to score...allowed a .314 opponents batting average, including .306 (48-for-157) against right-handed hitters and .324 (45-for-139) against left-handers...surrendered six of his seven home runs to righties...opponents hit .343 with runners in scoring position but were 2-for-13 (.154) with the bases loaded...posted a 6.12 ERA and had 13 saves in 43 appearances before the All-Star Break...then compiled a 3.27 ERA and tallied 11 saves in 22 outings after the break...tossed a season-high 3.0 innings April 11 against Reno...struck out a season-high five batters in 2.2 innings in his next outing April 14, also against the Aces...did not record his first save until May 5 against Fresno...did not allow a run over an eight-game stretch from May 28 to June 12 (8.2 ip, 2 h, 1 bb, 9 so)...was charged with the blown save and loss in back-to-back outings against Tucson June 18 and 19, allowing six runs on seven hits in 1.1 innings...named to the Pacific Coast League Midseason All-Star Team and allowed a hit and a walk in 0.1 innings in the game against the International League All-Stars...allowed a season-high six runs on a season-high six hits in 1.0 inning Aug. 8 against Memphis but all six runs were unearned.

## CAREER

**2010**—Returned to Triple-A Norfolk and spent the entire year with the Tides for the second consecutive season...went 1-0 with a 4.84 ERA in 33 games, all in relief...the appearances were the fewest of his career and he did not record a save for the first time as a professional...allowed a .271 opponents

batting average, including .269 against left-handed hitters and .273 against right-handers...opponents hit .323 with the bases empty compared to .206 with runners on...also yielded a .206 average with runners in scoring position...posted a 1.93 ERA in five appearances in July but had an ERA above 6.00 in two months (6.94 in April, 6.48 in August)...allowed 8 of 30 (26.6%) inherited runners to score...tossed at least 1.0 inning in 32 of his 33 outings, including 2.0 or more 16 times...struck out a season-high six batters in 2.2 innings in his second outing of the season April 12 against Charlotte...credited with his only decision of the season May 7 against Toledo when he tossed a scoreless 12th inning in the Tides 3-2, 12-inning win...fired a season-high 3.0 scoreless innings June 17 at Toledo...that was part of a five-game streak from June 15 to 23 where he did not allow a run (9.0 ip)...was tagged with his only blown save June 26 against Louisville, allowing two runs on two hits in 1.2 innings...pitched for Hermosillo in the Mexican Winter League following the season and had a loss and a 12.60 ERA in six relief appearances.

**2009**—Spent the entire season at Triple-A Norfolk...was 4-4 with 17 saves and a 2.64 ERA in 54 relief appearances...surrendered just three home runs in 64.2 innings...tied for third in the International League in games pitched and tied for fourth in saves...allowed a .256 opponents batting average, including .207 by right-handed hitters and .324 by left-handers...had 16 saves in 34 games before the All-Star Break and was named to the IL Midseason All-Star team...had just one save in 20 appearances after the break...converted 17 of 22 (77.3%) save opportunities...allowed 6 of 21 (28.6%) inherited runners to score...converted each of his first 10 save opportunities, including seven saves in seven games from May 5 to 18...posted a 0.93 ERA over his first 19 appearances through May 27...allowed his first home run June 23 against Pawtucket, snapping a season-opening 27-game, 27.1-inning homerless streak.

**2008**—Began the year with Double-A Bowie, going 0-1 with a 3.46 ERA and 17 strikeouts in seven games...was transferred to Triple-A Norfolk April 29 and went 3-5 with 10 saves, a 3.09 ERA and 79 strikeouts in 49 games...allowed five earned runs in his first two games (4.1 ip) then did not allow an earned run in his next 11 appearances (16.0 ip) from May 5 to June 3...struck out 23 and allowed two walks in 15.2 innings in 13 July outings...notched a save in seven consecutive appearances, Aug. 3-15...held right-handed hitters to a .194 average and a .269 slugging percentage...had contract selected from Norfolk Sept. 1 and made his Major League debut that night, allowing an unearned run on a hit, two walks and a strikeout in 0.2 innings against Boston...posted a 1.17 ERA in eight games with the Orioles...collected his first ML save Sept. 11 against Cleveland, pitching a scoreless ninth inning.

**2007**—Went a combined 3-5 with seven saves, a 3.39 ERA and 79 strikeouts in 52 games with Double-A Bowie (30) and Triple-A Norfolk (22)...held opponents to a .208 average...struck out 79 in 66.1 innings, an average of 10.72 per nine innings...surrendered just three home runs, including none in 38.2 innings with Bowie...did not receive a decision and compiled a 3.86 ERA in eight games in the Venezuelan Winter League.

**2006**—Spent the entire season at Double-A Tulsa...was 0-3 with 12 saves and a 3.86 ERA in 45 relief appearances...allowed a .275 opponents batting average, including .196 with runners on base...allowed 9 of 14 (64.3%) inherited runners to score...recorded nine of his 12 saves in August, when he had a 1.84 ERA and held opponents to a .211 average...earned the save in four straight appearances, Aug. 22-26...pitched 1.0 inning or less in 40 of his 45 outings.

**2005**—Split the season between Tulsa and Single-A Modesto and went 2-4 with 34 saves and a 3.02 ERA...tied for second among all minor league relievers in saves...was named the top reliever in the California League by *Baseball America* and won the Doug Million Award as the Rockies' most outstanding minor league performer...held opponents to a .187 average and struck out 12.5 batters per nine innings...did not allow a run in 53 of his 64 outings...was selected to the California League All-Star team...allowed only one run in his first 14 games of the season and did not surrender a run over his final nine outings with the Nuts...joined Tulsa July 31 and held Texas League opponents to a .118 average...did not allow a run over his first 11 games (10.1 ip, 3 h) with the Drillers.

**2004**—Won the Northwest League Rolands Relief Man Award after leading the league with 17 saves at Single-A Tri-City...also led the league in appearances, games finished and strikeouts per nine innings (15.8)...named to *Baseball America's* Short-Season Single-A All-Star team and the NWL All-Star team...allowed only three hits in 41 at-bats against left-handed hitters (.073)...named Rockies' Organi-

zational Pitcher of the Month and Roloids' Relief Pitcher of the Month in July after going 1-1 with eight saves and a 1.88 ERA.

## PERSONAL/MISCELLANEOUS

James Matthew Miller was originally signed by Colorado scout Damon Iannelli...is married, Tasha... has a son, Ethan James (7-12-12)...attended the University of Louisiana-Monroe, where he majored in mathematics...transferred to ULM from Mars Hill (NC) College...graduated from North Fort Myers (FL) High School.

### LIFETIME PITCHING RECORD

Year	Club	W	L	ERA	G	GS	CG	SHO	SV	IP	H	R	ER	HR	HB	BB	IBB	SO	WP	BK
2004	Tri-City	1	1	0.97	34	0	0	0	17	37.0	21	6	4	1	2	11	0	65	1	0
2005	Modesto	1	3	3.78	48	0	0	0	25	47.2	39	22	20	3	1	17	0	68	3	0
	Tulsa	1	1	0.60	16	0	0	0	9	15.0	6	5	1	2	2	8	0	19	2	0
2006	Tulsa	0	3	3.86	45	0	0	0	12	44.1	50	23	19	10	5	14	2	41	1	1
2007	Bowie	2	3	2.79	30	0	0	0	4	38.2	26	13	12	0	3	25	0	49	3	0
	Norfolk	1	2	4.23	22	0	0	0	3	27.2	25	13	13	3	1	16	0	30	2	0
2008	Bowie	0	1	3.46	7	0	0	0	0	13.0	11	5	5	1	3	5	0	17	0	0
	Norfolk	3	5	3.09	49	0	0	0	10	67.0	50	26	23	4	0	22	1	79	1	1
	BALTIMORE	0	2	1.17	8	0	0	0	1	7.2	9	3	1	0	1	5	2	8	1	0
2009	Norfolk	4	4	2.64	54	0	0	0	17	64.2	64	20	19	3	1	19	3	59	0	0
2010	Norfolk	1	0	4.84	33	0	0	0	0	57.2	60	33	31	9	0	18	2	53	3	0
2011	Colorado Springs	8	5	5.25	65	0	0	0	24	72.0	93	48	42	7	5	21	4	73	3	0
	COLORADO	0	0	2.57	6	0	0	0	0	7.0	3	2	2	0	0	4	0	5	0	0
<b>AL Totals</b>		<b>0</b>	<b>2</b>	<b>1.17</b>	<b>8</b>	<b>0</b>	<b>0</b>	<b>0</b>	<b>1</b>	<b>7.2</b>	<b>9</b>	<b>3</b>	<b>1</b>	<b>0</b>	<b>1</b>	<b>5</b>	<b>2</b>	<b>8</b>	<b>1</b>	<b>0</b>
<b>NL Totals</b>		<b>0</b>	<b>0</b>	<b>2.57</b>	<b>6</b>	<b>0</b>	<b>0</b>	<b>0</b>	<b>0</b>	<b>7.0</b>	<b>3</b>	<b>2</b>	<b>2</b>	<b>0</b>	<b>0</b>	<b>4</b>	<b>0</b>	<b>5</b>	<b>0</b>	<b>0</b>
<b>ML Totals</b>		<b>0</b>	<b>2</b>	<b>1.84</b>	<b>14</b>	<b>0</b>	<b>0</b>	<b>0</b>	<b>1</b>	<b>14.2</b>	<b>12</b>	<b>5</b>	<b>3</b>	<b>0</b>	<b>1</b>	<b>9</b>	<b>2</b>	<b>13</b>	<b>1</b>	<b>0</b>
<b>Minor League Totals</b>		<b>22</b>	<b>28</b>	<b>3.51</b>	<b>403</b>	<b>0</b>	<b>0</b>	<b>0</b>	<b>121</b>	<b>484.2</b>	<b>445</b>	<b>214</b>	<b>189</b>	<b>43</b>	<b>23</b>	<b>176</b>	<b>12</b>	<b>553</b>	<b>19</b>	<b>2</b>

### CAREER TRANSACTIONS

**2004** — Selected by the Colorado Rockies organization in the 8th round of the First-Year Player Draft. **2007** — Traded to the Baltimore Orioles with pitcher Jason Burch for pitcher Rodrigo Lopez, January 12. **2010** — Elected free agency, November 6. **2011** — Signed by the Colorado Rockies to a minor league contract, January 15. Elected free agency, October 8; signed by the Oakland Athletics to a minor league contract, November 11.

## VS. THE AMERICAN LEAGUE

2011		CAREER												
ERA	W	L	S	G	IP	ER	vs. TEAM	ERA	W	L	S	G	IP	ER
—	0	0	0	0	0.0	0	Boston	0.00	0	1	0	2	1.1	0
—	0	0	0	0	0.0	0	Cleveland	0.00	0	0	1	2	2.0	0
—	0	0	0	0	0.0	0	Minnesota	0.00	0	0	0	1	0.2	0
—	0	0	0	0	0.0	0	New York	6.75	0	1	0	1	1.1	1
—	0	0	0	0	0.0	0	Oakland	0.00	0	0	0	1	1.0	0
—	0	0	0	0	0.0	0	Toronto	0.00	0	0	0	1	1.1	0

## VS. THE NATIONAL LEAGUE

2011		CAREER												
ERA	W	L	S	G	IP	ER	vs. TEAM	ERA	W	L	S	G	IP	ER
0.00	0	0	0	1	0.2	0	Arizona	0.00	0	0	0	1	0.2	0
5.40	0	0	0	2	1.2	1	Houston	5.40	0	0	0	2	1.2	1
3.38	0	0	0	1	2.2	1	San Diego	3.38	0	0	0	1	2.2	1
0.00	0	0	0	2	2.0	0	San Francisco	0.00	0	0	0	2	2.0	0

## MONTHLY BREAKDOWN

2011		CAREER												
ERA	W	L	S	G	IP	ER	by MONTH	ERA	W	L	S	G	IP	ER
2.57	0	0	0	6	7.0	2	September	1.84	0	2	1	14	14.2	3

## PITCHING BREAKDOWN

2011		CAREER												
ERA	W	L	S	G	IP	ER	by CATEGORY	ERA	W	L	S	G	IP	ER
2.08	0	0	0	3	4.1	1	Home	1.13	0	0	1	7	8.0	1
3.38	0	0	0	3	2.2	1	Road	2.70	0	2	0	7	6.2	2
—	0	0	0	0	0.0	0	Day	3.38	0	2	0	3	2.2	1
2.57	0	0	0	6	7.0	2	Night	1.50	0	0	1	11	12.0	2
—	0	0	0	0	0.0	0	Pre-ASG	—	0	0	0	0	0.0	0
2.57	0	0	0	6	7.0	2	Post-ASG	1.84	0	2	1	14	14.2	3
—	0	0	0	0	0.0	0	Starter	—	0	0	0	0	0.0	0
2.57	0	0	0	6	7.0	2	Reliever	1.84	0	2	1	14	14.2	3

## BALLPARK BREAKDOWN

	ERA	W	L	S	G	IP	ER
AT&T Park	0.00	0	0	0	1	1.0	0
Camden Yards	0.00	0	0	1	4	3.2	0
Coors Field	2.08	0	0	0	3	4.1	1
Fenway Park	0.00	0	1	0	2	1.1	0
Minute Maid Park	5.40	0	0	0	2	1.2	1
Original Yankee Stadium	6.75	0	1	0	1	1.1	1
Rogers Centre	0.00	0	0	0	1	1.1	0

## FIELDING STATISTICS

Pitcher	Year	Pct.	G	PO	A	E	TC	DP
	2008	.500	8	2	0	2	4	0
	2011	—	6	0	0	0	0	0
<b>Totals</b>		<b>.500</b>	<b>14</b>	<b>2</b>	<b>0</b>	<b>2</b>	<b>4</b>	<b>0</b>

## MILLER'S CAREER BESTS

**Low Hit Complete Game:** None

**Innings Pitched:** 2.2, September 19, 2011 vs. San Diego

**Strikeouts:** 2 (five times), last: September 27, 2011 at San Francisco

**Longest Winning Streak:** None

**Longest Losing Streak:** 2, September 3, 2008 to present

**Longest Scoreless Streak:** 6.0, September 6 to 20, 2008

**LEFT-HANDED PITCHER****Height/Weight:** 6-0 / 205**Birthdate:** February 16, 1987**Birthplace/Resides:** Saugus, California / Agua Dulce, California**Major League Service:** 26 days**Obtained:** Acquired from the Washington Nationals with pitcher Brad Peacock, catcher Derek Norris and minor league pitcher A.J. Cole for pitcher Gio Gonzalez and minor league pitcher Rob Gilliam, December 23, 2011.**Contract Status:** First year of a one-year contract through 2012.**CAREER HIGHLIGHTS**

Was acquired by the A's from Washington in the Gio Gonzalez trade following the 2011 season...made his Major League debut with the Nationals in 2011 after going 37-22 with a 3.05 ERA (175 er in 516.2 ip) in 91 games, 86 starts, over four seasons in the minors...struck out 465 batters and walked just 84 for a strikeout-to-walk ratio of 5.54...won 12 games in each of the last three seasons...homed on the first pitch of his first ML at bat Sept. 3, 2011 against New York (NL)...named to the *Baseball America* Triple-A All-Star Team following the 2011 season after going 12-6 with a 3.22 ERA in 24 starts for Syracuse...was rated as the A's 10th-best prospect by *Baseball America* following the season...was named the Nationals' Minor League Pitcher of the Year after going 12-5 with a 2.85 ERA in 27 starts with Double-A Harrisburg in 2010...led the Eastern League in strikeouts (155) that year...led the Carolina League with 12 wins in 2009.

**2011 HIGHLIGHTS**

Spent the entire season at Triple-A Syracuse before being called up by Washington in September to make his Major League debut...went 1-0 with a 3.81 ERA in five starts for the Nationals...walked just four batters in 26.0 innings (1.38 per nine innings)...allowed a .283 opponents batting average, which included a .281 (25 for 89) mark against right-handed hitters compared to .300 (3 for 10) against left-handers...held the opposition to a .208 average with runners in scoring position...yielded a .385 batting average and .429 on-base percentage to batters leading off an inning...opponents hit .175 the first time through the lineup, .293 the second time through and .500 after that...the Nationals won all five of his starting assignments...was selected from Syracuse Sept. 3 and made his Major League debut with a start that day against New York (NL)...allowed four runs on six hits in 4.1 innings (0 bb, 2 so) and had a no decision in the Nationals 8-7 win...fanned Angel Pagan with one out in the second inning for his first strikeout...hit a three-run home run off Dillon Gee on the first pitch of his first big league at bat in the second inning...earned his first ML win in his third start Sept. 15 at New York (NL), a 10-1 victory (5.2 ip, 3 h, 1 r, 1 er, 3 bb, 4 so)...tossed a season-high 6.0 shutout innings in his fourth start, a no decision in a 4-3, 10-inning win at Philadelphia Sept. 20...was rated as the A's third-best prospect by *Baseball America* following the trade.

**SYRACUSE:** Was 12-6 with a 3.22 ERA in 24 starts in his Triple-A debut with Syracuse...was named to the *Baseball America* Triple-A All-Star team...ranked second in the International League in strikeouts (155), tied for third in wins and was sixth in ERA...averaged 0.97 walks per nine innings, which was the lowest among IL starters...also ranked second in strikeouts per nine innings (9.40) and fourth in opponents batting average (.241)...walked just 16 for a strikeout-to-walk ratio of 9.69...led the Chiefs in wins, innings pitched (148.1) and strikeouts and tied for the team lead in games started...matched his minor league bests in wins and strikeouts...was 4-5 with a 3.81 ERA over his first 12 starts through June 17...then went 8-1 with a 2.60 ERA over his final 12 starts...his opponents batting average included a .230 (28 for 122) mark against left-handed hitters compared to .244 (109 for 446) against right-handers...allowed a .216 average to batters leading off an inning...opponents hit .209 with runners in scoring position and two outs...allowed just three first inning runs for a 0.75 ERA...was 9 for 26 (.346) with a double and three RBI as a hitter...that included 0 for 2 with two sacrifices in four pinch hitting appearances...Syracuse was 16-8 (.667) in his starting assignments...tossed six or more innings in 17 of his 24 starts, allowed two runs or fewer 14 times and walked one batter or fewer 20 times...combined on a six-hit shutout in his Triple-A debut, a 2-0 win at Lehigh Valley April 10...tossed seven innings and allowed five of the hits without walking a batter...lost each of his next three starts, including



April 28 against Toledo when he allowed a season-high seven runs on a season-high 10 hits in 3.2 innings...struck out a season-high 11 May 5 at Durham...allowed just one run in 7.0 innings but had a no decision in a 4-3 loss as the bullpen allowed two runs in the eighth and one in the ninth...walked just two batters over a 10-start stretch from May 10 to July 2 (67.1 ip)...went 2-0 with a 2.54 ERA in four starts in May...tossed a season-high 8.0 shutout innings in an 11-2 win at Rochester June 27...allowed just one run in 6.1 innings in his next start at Buffalo July 2...earned IL Pitcher of the Week honors for the week of June 27 to July 3 (1-0, 0.63 ERA, 14.1 ip, 8 h, 1 r, 1 er, 0 bb, 12 so)...was named to the IL Midseason All-Star team...pitched a scoreless sixth inning against the Pacific Coast League All-Stars in the Triple-A All-Star Game July 13 at Salt Lake (1 h, 1 so)...allowed one run in 7.1 innings and went 3 for 3 at the plate in an 8-4 win over Lehigh Valley July 17...yielded five runs in a season-low 2.1 innings July 28 against Colorado Springs...was placed on the disabled list the next day with a strained left quadriceps...was reinstated from the DL Aug. 8 and went 4-0 with a 1.72 ERA in August...struck out 10 batters in 6.2 innings against Gwinnett Aug. 19...was rated as having the Best Control and Best Changeup among Nationals prospects in *Baseball America's* Best Tools survey following the season.

## CAREER

**2010**—Went 12-5 with a 2.85 ERA in 27 starts with Double-A Harrisburg to earn Nationals' Minor League Pitcher of the Year honors...led the Eastern League in strikeouts (155), ranked second in ERA, tied for second in wins and fifth in innings pitched (158.0)...led EL starters with an average of 8.83 strikeouts per nine innings and 1.31 walks per nine innings...had a strikeout to walk ratio of 6.74...tallied minor league career-highs in starts, innings pitched and strikeouts and matched his high in wins...also had the lowest ERA of his career...led the Senators in wins, starts, innings and strikeouts...allowed a .261 opponents batting average, which included a .237 mark against right-handed hitters compared to .322 against left-handers...opponents hit .238 with runners in scoring position, including .188 with RISP and two outs...Harrisburg was 19-8 (.704) in his starting assignments...tossed six or more innings in 16 of his 27 starts, allowed two runs or fewer 17 times and walked one batter or fewer 22 times...was named to the Eastern League Midseason All-Star Team...tossed 6.0 shutout innings and allowed just one hit in his first start at Altoona April 10 but had a no decision in a 1-0, 10-inning loss...did not walk a batter in four consecutive starts from May 1 to 16 (23.2 ip)...tossed his first career complete game in a 3-2 win at Altoona May 11, a rain-shortened five-inning contest (3 h, 2 r, 2 er, 1 so)...tossed a season-high 7.1 innings May 16 against New Britain...was 5-1 with a 3.41 ERA over his first 11 starts through June 1...then went 1-4 with a 3.02 ERA over his next eight starts through July 19...finished the season by going 6-0 with a 2.29 ERA over his final nine starts...walked just four batters in 59.0 innings over that span, including another four-start stretch without a walk (July 30-Aug. 18, 27.0 ip)...struck out 12 batters in a 7-1 win at Binghamton Aug. 5...then fanned a season-high 13 two starts later against Erie Aug. 18...fired a seven-inning complete game in his final start of the regular season, a 9-1 victory at Binghamton Sept. 3 (7 h, 1 bb, 9 so)...made one postseason start and picked up the Senators only win in a 10-5 decision over Altoona Sept. 8 (5.2 ip, 4 h, 3 r, 2 er, 2 bb, 7 so, 1 hr)...was rated as having the Best Control among Washington farmhands according to *Baseball America* following the season.

**2009**—Spent the entire season with Single-A Potomac, posting a 12-5 record and a 2.91 ERA in 27 games, 25 starts...led the Carolina League in wins, ranked second in innings pitched (151.1) and third in ERA...averaged 2.08 walks per nine innings as a starter, which was fifth best in the CL...had minor league career highs in wins and games pitched...tied for the lead among Nationals farmhands in wins...allowed a .257 opponents batting average, which included a .244 mark by left-handed hitters and .262 by right-handers...surrendered eight of his nine home runs to righties...yielded a .207 average to batters leading off an inning...did not commit an error and led CL pitchers in total chances (46) and assists (38)...Potomac was 17-8 (.680) in his starting assignments...allowed one run or fewer in 12 of his 25 starts and walked one batter or fewer 16 times...tossed a season-high 8.0 shutout innings in a 4-0 win at Myrtle Beach May 15...allowed just four hits and did not walk a batter while striking out seven...earned Carolina League Pitcher of the Week honors for his effort (May 11-18)...struck out a season-high nine batters in 7.0 innings July 1 at Winston-Salem...had a season-best six-game winning streak from July 17 to Aug. 19...posted a 0.98 ERA over that seven-start stretch...compiled a 5-1 record and a 1.49 ERA in six starts in the month of August...matched his season-high by tossing 8.0 shutout innings in 7-0 win over Kinston Sept. 5.

**2008**—Combined for a 1-6 record and a 3.51 ERA in 13 games, 10 starts, in his professional debut with Single-A Hagerstown and Rookie-level Vermont...walked just nine batters in 59.0 innings, an average

of 1.37 per nine innings...struck out 49 for a strikeout to walk ratio of 5.44...allowed a .276 opponents batting average, including .273 against right-handed hitters compared to .286 against left-handers...surrendered a .210 average with runners in scoring position...began his season with Vermont, posting a 1-3 record and a 4.57 ERA in six games, three starts...made his professional debut in relief June 23 against Tri-City, tossing 2.0 scoreless and hitless innings (1 bb, 4 so)...his first win came June 27 against Lowell when he tossed 3.0 scoreless innings of relief...was promoted to Hagerstown July 27 and went 0-3 with a 2.89 ERA in seven starts.

## PERSONAL/MISCELLANEOUS

Tomaso Anthony Milone...is a University of Southern California alum...in three seasons at USC, went 16-17 with a 4.78 ERA...with his Major League debut, he became the 100th former Trojan to play in the big leagues, which is the most among all universities/colleges...is a Saugus (CA) High grad...earned all-state, All-CIF and All-Foothill League honors in 2004 and '05.

## LIFETIME PITCHING RECORD

Year	Club	W	L	ERA	G	GS	CG	SHO	SV	IP	H	R	ER	HR	HB	BB	IBB	SO	WP	BK
2008	Vermont	1	3	4.57	6	3	0	0	0	21.2	27	12	11	4	0	3	0	22	0	0
	Hagerstown	0	3	2.89	7	7	0	0	0	37.1	36	16	12	0	0	6	0	27	0	0
2009	Potomac	12	5	2.91	27	25	0	0	0	151.1	144	57	49	9	5	36	2	106	8	1
2010	Harrisburg	12	5	2.85	27	27	2	0	0	158.0	161	57	50	10	4	23	0	155	7	2
2011	Syracuse	12	6	3.22	24	24	0	0	0	148.1	137	55	53	9	1	16	0	155	3	2
	WASHINGTON	1	0	3.81	5	5	0	0	0	26.0	28	11	11	2	2	4	2	15	0	0
<b>ML Totals</b>		<b>1</b>	<b>0</b>	<b>3.81</b>	<b>5</b>	<b>5</b>	<b>0</b>	<b>0</b>	<b>0</b>	<b>26.0</b>	<b>28</b>	<b>11</b>	<b>11</b>	<b>2</b>	<b>2</b>	<b>4</b>	<b>2</b>	<b>15</b>	<b>0</b>	<b>0</b>
<b>Minor League Totals</b>		<b>37</b>	<b>22</b>	<b>3.05</b>	<b>91</b>	<b>86</b>	<b>2</b>	<b>0</b>	<b>0</b>	<b>516.2</b>	<b>505</b>	<b>197</b>	<b>175</b>	<b>32</b>	<b>10</b>	<b>84</b>	<b>2</b>	<b>465</b>	<b>18</b>	<b>5</b>

## CAREER TRANSACTIONS

**2008** — Selected by the Washington Nationals organization in the 10th round of the First-Year Player Draft. **2011** — Traded to the Oakland Athletics with pitchers A.J. Cole and Brad Peacock and catcher Derek Norris for pitchers Gio Gonzalez and Rob Gilliam, December 23.

## VS. THE NATIONAL LEAGUE

2011	CAREER													
ERA	W	L	S	G	IP	ER	vs. TEAM	ERA	W	L	S	G	IP	ER
6.23	0	0	0	1	4.1	3	Florida	6.23	0	0	0	1	4.1	3
4.76	0	0	0	1	5.2	3	Houston	4.76	0	0	0	1	5.2	3
4.50	1	0	0	2	10.0	5	New York	4.50	1	0	0	2	10.0	5
0.00	0	0	0	1	6.0	0	Philadelphia	0.00	0	0	0	1	6.0	0

## BALLPARK BREAKDOWN

	ERA	W	L	S	G	IP	ER
Citi Field	1.59	1	0	0	1	5.2	1
Citizens Bank Park	0.00	0	0	0	1	6.0	0
Nationals Park	6.30	0	0	0	2	10.0	7
Sun Life Stadium	6.23	0	0	0	1	4.1	3

## MONTHLY BREAKDOWN

2011	CAREER													
ERA	W	L	S	G	IP	ER	by MONTH	ERA	W	L	S	G	IP	ER
3.81	1	0	0	5	26.0	11	September	3.81	1	0	0	5	26.0	11

## FIELDING STATISTICS

Pitcher							
Year	Pct.	G	PO	A	E	TC	DP
2011	1.000	5	1	4	0	5	1
<b>Totals</b>	<b>1.000</b>	<b>5</b>	<b>1</b>	<b>4</b>	<b>0</b>	<b>5</b>	<b>1</b>

## PITCHING BREAKDOWN

2011	CAREER													
ERA	W	L	S	G	IP	ER	by CATEGORY	ERA	W	L	S	G	IP	ER
6.30	0	0	0	2	10.0	7	Home	6.30	0	0	0	2	10.0	7
2.25	1	0	0	3	16.0	4	Road	2.25	1	0	0	3	16.0	4
0.77	1	0	0	2	11.2	1	Day	0.77	1	0	0	2	11.2	1
6.28	0	0	0	3	14.1	10	Night	6.28	0	0	0	3	14.1	10
—	0	0	0	0	0.0	0	Pre-ASG	—	0	0	0	0	0.0	0
3.81	1	0	0	5	26.0	11	Post-ASG	3.81	1	0	0	5	26.0	11
3.81	1	0	0	5	26.0	11	Starter	3.81	1	0	0	5	26.0	11
—	0	0	0	0	0.0	0	Reliever	—	0	0	0	0	0.0	0

## MILONE'S CAREER BESTS

**Low Hit Complete Game:** None  
**Innings Pitched:** 6.0, September 20, 2011 at Philadelphia  
**Strikeouts:** 4 (twice), last: September 26, 2011 at Florida  
**Longest Winning Streak:** 1, September 15, 2011 to present  
**Longest Losing Streak:** None  
**Longest Scoreless Streak:** 7.0, September 20 to 26, 2011

## MILONE'S 2011 STARTS

Date	Opponent	Score	Dec	ERA	IP	H	R	ER	BB	SO	HR	#PIT
Sept. 3	New York (NL)	8-7	—	8.31	4.1	6	4	4	0	2	1	74
Sept. 9	Houston	4-3 (11)	—	6.30	5.2	8	3	3	0	3	0	89
Sept. 15	at New York (NL)	10-1	W	4.60	5.2	3	1	1	3	4	0	73
Sept. 20	at Philadelphia	4-3 (10)	—	3.32	6.0	4	0	0	0	2	0	93
Sept. 26	at Florida	6-4	—	3.81	4.1	7	3	3	1	4	1	82

**OUTFIELDER****Height/Weight:** 6-0 / 216**Bats/Throws:** Left / Left**Birthdate:** November 2, 1984**Opening Day Age:** 27**Birthplace/Resides:** Naples, Texas / Daingerfield, Texas**Major League Service:** None**Obtained:** Selected in the 5th round of the 2006 First-Year Player Draft**Contract Status:** First year of a one-year contract through 2012**CAREER HIGHLIGHTS**

Was added to the A's 40-man roster this offseason after compiling a .286 (689-for-2413) batting average with 116 doubles, 42 triples and 49 home runs in 645 games over six minor league seasons...also has 387 walks for a .386 on-base percentage...has stolen 20 or more bases five times and has 129 career steals...shared A's Organizational Player of the Year honors with Michael Choice in 2011...named to the Texas League Postseason All-Star team in 2011 after leading the league in batting (.355) and on-base percentage (.453), and tying for the league lead in triples (13) at Midland...was rated as the A's eighth-best prospect by *Baseball America* following the 2011 season...played for the 2008 California League Champion Stockton Ports...was a Midwest League Midseason All-Star in 2007 at Kane County.

**2011 HIGHLIGHTS**

Began the year at Double-A Midland, batting .355 before earning a July 3 promotion to Triple-A Sacramento...hit .302 with the River Cats, combining for a .332 average in 130 games overall...shared A's Organizational Player of the Year honors with Michael Choice...tied for third in all of minor league baseball in triples (16), tied for fourth in hits (178), ranked fifth in walks (93) and on-base percentage (.430), tied for sixth in runs (115) and tied for eighth in total bases (284)...led the A's farm system in on-base percentage, hits, runs, triples and total bases, tied for the lead in extra base hits (60), ranked second in batting and walks, tied for second in stolen bases (27), fourth in RBI (78), sixth in slugging (.530), tied for seventh in doubles (29) and tied for ninth in home runs (15)...had career highs in nearly every offensive category...batted .350 (126 for 360) with 12 of his 15 home runs against right-handed pitching compared to .295 (52 for 176) against left-handers...hit .366 when leading off an inning but his averaged dropped to .291 with runners in scoring position...appeared in 106 games in center field and six in left field...hit leadoff in 123 of his 130 games, including all 74 at Midland...also hit ninth six times and eighth once...was rated as the A's eighth-best prospect by *Baseball America* following the season.

**MIDLAND:** Was named to the TL Postseason All-Star team despite spending just three months with the RockHounds...led the league in batting and on-base percentage (.453) and tied for the league-lead in triples (13)...hit .414 at home...was batting .233 over his first 11 games but then hit safely in 13 consecutive contests from April 19 to May 2...went 22-for-49 (.449) with 22 runs scored, 13 RBI and 15 walks (.578 on-base percentage) during the streak, which boosted his average to .348...had his lone two-homer game of the season against San Antonio April 23...went 0-for-4 May 3 at Corpus Christi but then went on to reach base safely via hit or walk in 31 consecutive games from May 4 to June 9...batted .394 with a .497 on-base percentage during the streak, which was the longest in the TL in 2011...tripled in three consecutive games May 9-12...fell a single short of the cycle in a 3-for-4 performance at Frisco May 18...drew a season-high four walks May 21 at Corpus Christi...finished the month of May with a .380 batting average, eight triples and 28 runs scored in 26 games...hit safely in 14 consecutive games from May 22 to June 8...batted .406 (26-for-64) with four home runs and 14 RBI over that span...closed out the streak with five straight multiple hit games (11-for-25, .440) to boost his average to a season-high .373...then went 16-for-70 (.229) over his next 16 games...named to the Texas League Midseason All-Star team...started in right field for the Southern Division squad and went 2-for-2 with a triple, walk and run scored...went 10-for-14 (.714) with two three-hit games and a four-hit game (June 30 vs. Arkansas) over his final three contests with the RockHounds before his July 3 promotion to Sacramento.

**SACRAMENTO:** Hit safely in each of his first seven games with the River Cats (10-for-33, .303)...had three two-steal games over that stretch, including July 3 against Tucson, July 4 at Fresno and July

9 in the first game of a doubleheader at Las Vegas...scored a season-high four runs in the game on the 9th...went 3-for-5 and matched his season-high with four RBI July 21 at Salt Lake...was hitting .239 over his first 34 games with Sacramento through Aug. 12...then hit safely in 21 of his final 22 contests (36-for-90, .400)...had a 17-game hitting streak from Aug. 14-31 (27 for 69, .391)...scored at least one run in each of his final nine games (12 runs total)...hit .265 (9-for-34) with seven runs, one triple, four walks and three stolen bases in eight postseason contests.

## CAREER

**2010**—Played at three different levels in the A's farm system, batting a combined .282 in 118 games...ranked second in the A's farm system in triples (10), tied for fourth in stolen bases (24), sixth in runs (85), on-base percentage (.387) and extra base hits (45), seventh in walks (71) and slugging (.454) and ninth in batting and total bases (198)...also struck out a career-high 130 times...hit .340 against left-handed pitching compared to .254 against right-handers...hit .316 with a .399 on-base percentage when leading off an inning...six of his 10 home runs led off the game...appeared in 53 games in center field, 37 in left field and 14 in right field...saw his most action with 81 games batting leadoff...began the season at Single-A Stockton, hitting .309 with 21 stolen bases in 78 games...led the Ports in steals...batted .321 with eight of his 10 home runs at home...was transferred to Double-A Midland April 22 and hit .223 in 37 games overall with the RockHounds...tripled twice April 28 at Corpus Christi...hit .234 over his first 30 games before being sent back to Stockton May 31...went 4-for-4 with a season-high two stolen bases against Modesto June 12...hit .370 in July...was batting .284 with the Ports when he was placed on the disabled list July 7 with a strained right shoulder...was reinstated July 14 and hit safely in 25 of his first 27 games following his return...went 45-for-111 (.405) with seven home runs over that span...had four-hit games against Visalia July 14 and at Visalia July 25...capped the stretch by hitting safely in 14 consecutive games from July 28 to Aug. 12 (21 for 57, .368)...was named California League Batter of the Week Aug. 2-9 after going 11 for 24 (.458)...was a perfect 11-for-11 in stolen bases in 21 August games with the Ports...was transferred to Sacramento Aug. 28 and went 2-for-11 (.182) with two RBI in three games before being sent to Midland Aug. 31...went 5-for-27 (.185) in the RockHounds final seven regular season games...then hit .350 (7-for-20) with five runs, three doubles, two RBI and five walks in six postseason games.

**2009**—Spent the entire year at Single-A Stockton for the second consecutive season, hitting .247 in 124 games...added 73 walks for a .350 on-base percentage...ranked third in the California League in walks...also ranked third among all A's minor leaguers in walks and tied for third in triples (6)...led the Ports in games, at bats (450), runs (63) and walks and tied for the team-lead in triples...batted .308 with a .361 on-base percentage when leading off an inning...appeared in 62 games in right field, 54 in center field and one in left field...hit in every spot in the order except fourth and fifth, with his most action coming in the leadoff spot (37 games)...had his lowest batting average in April, when he hit .217...however, had a season-best eight-game hitting streak from April 14-22 (9-for-30, .300)...had a pair of four-hit games over a three-game span in early June...went 4-for-6 in a 16-7 win at San Jose June 2...then went 4-for-9 in a 21-inning, 7-6 loss against High Desert June 4...hit .287 in June, his best month of the season.

**2008**—Batted .244 with 10 home runs and 23 stolen bases in 114 games with Single-A Stockton...ranked fifth in the A's farm system in stolen bases and ninth in walks (54)...hit .260 against right-handed pitching compared to .208 against left-handers...belted seven of his 10 home runs after the All-Star Break...appeared in 79 games in center field, 18 in left field and seven in right field...had a season-best eight-game hitting streak from April 28 to May 6 (9 for 32, .281)...had his first two-steal game of the season at Lancaster May 22 (also Aug. 10 vs. Visalia)...collected a season-high four hits against Bakersfield July 26...his best month was August when he batted .283 with four home runs and 13 RBI in 25 games...hit .326 with eight runs, eight doubles, six RBI and four walks in 12 postseason games to help the Ports to the California League Championship.

**2007**—Spent his first full professional season at Single-A Kane County, hitting .288 in 122 games...ranked third in the Midwest League in on-base percentage (.390) and fourth in runs (79) and walks (74)...ranked second in the A's farm system in on-base percentage, third in stolen bases (24), tied for fourth in runs and fifth in walks...led the Cougars in batting, on-base percentage, runs, walks, stolen bases and strikeouts (115)...hit .368 against left-handed pitching...appeared in 55 games in right field,

45 in center field and 17 in left field...named to the Midwest League Midseason All-Star team...hit a pair of solo home runs against Clinton Aug. 24...played for the Waikiki BeachBoys in the Hawaiian Winter Baseball League following the season and hit .250 with eight RBI in 29 games.

**2006**—Made his professional debut with Vancouver of the Northwest League, hitting .362 with three home runs and 23 RBI in 37 games...added 22 walks for a .460 on-base percentage...led the NWL in intentional walks (3)...topped the Canadians with 14 stolen bases...hit .455 with runners in scoring position and .381 against left-handed pitching...went 3-for-4 in his professional debut June 19 against Yakima...had a 22-game hitting streak from June 29 to Aug. 29 (31-for-83, .373)...was named NWL Batter of the Week for the week of Aug. 28-Sept. 4 after going 10-for-25 (.400) with eight runs, four doubles, three home runs and eight RBI in seven games...went 4-for-5 with three doubles at Everett Sept. 2 and 3-for-5 with five runs scored and two home runs the next day.

## PERSONAL/MISCELLANEOUS

Jermaine Cornelius Mitchell was originally signed by A's scout Neil Avent...graduated from Daingerfield HS (TX) where he was an all-district, All-East Texas and all-state performer...was also named an all-state pitcher...attended Texarkana CC (TX)...attended the University of North Carolina-Greensboro...was an All-Southern Conference selection in 2006 after hitting a league-leading .397.

## LIFETIME PLAYING RECORD

Year	Club	AVG.	G	AB	R	H	2B	3B	HR	RBI	SH	SF	HP	BB	SO	SB	CS	SLG	OBP	E
2006	Vancouver	.362	37	138	23	50	7	2	3	23	0	0	3	22	27	14	6	.507	.460	2
2007	Kane County	.288	122	431	79	124	20	5	8	58	3	4	1	74	115	24	8	.413	.390	5
2008	Stockton	.244	114	422	55	103	20	3	10	49	3	2	7	54	116	23	6	.377	.338	9
2009	Stockton	.247	124	450	63	111	15	6	3	34	8	5	1	73	128	17	10	.327	.350	3
2010	Stockton	.309	78	304	68	94	21	7	10	32	1	0	3	51	86	21	9	.523	.413	6
	Sacramento	.182	3	11	1	2	1	0	0	2	0	0	0	1	3	1	0	.273	.250	0
	Midland	.223	37	121	16	27	3	3	0	11	1	1	1	19	41	2	6	.298	.331	3
2011	Midland	.355	74	304	67	108	15	13	10	50	0	1	1	54	65	14	13	.589	.453	0
	Sacramento	.302	56	232	48	70	14	3	5	28	3	1	0	39	47	13	5	.453	.401	4
<b>Minor League Totals</b>		<b>.286</b>	<b>645</b>	<b>2413</b>	<b>420</b>	<b>689</b>	<b>116</b>	<b>42</b>	<b>49</b>	<b>287</b>	<b>19</b>	<b>14</b>	<b>17</b>	<b>387</b>	<b>628</b>	<b>129</b>	<b>63</b>	<b>.429</b>	<b>.386</b>	<b>32</b>

## CAREER TRANSACTIONS

**2006** — Selected by the Oakland Athletics organization in the 5th round of the First-Year Player Draft.

## OAKLAND ATHLETICS DAY/NIGHT DOUBLEHEADERS

Date	Opponent	Site	Day Game	Night Game
August 10, 1971	Boston	Fenway Park	W, 6-5	W, 7-5
July 22, 1972	Boston	Fenway Park	W, 5-3	L, 0-3
July 17, 2000	Colorado	Coors Field	W, 11-10	L, 9-10 (10 inn.)
September 20, 2000	Baltimore	Camden Yards	L, 0-2	W, 4-0
August 27, 2011	Boston	Fenway Park	L, 3-9	L, 0-4

**BRANDON MOSS****37****OUTFIELDER****Height/Weight:** 6-0 / 210**Bats/Throws:** Left / Right**Birthdate:** September 16, 1983**Opening Day Age:** 28**Birthplace/Resides:** Monroe, Georgia / Loganville, Georgia**Major League Service:** 2 years, 40 days**Obtained:** Signed to a minor league contract, November 19, 2011**Contract Status:** First year of a one-year contract through 2012.**CAREER HIGHLIGHTS**

Has spent parts of each of the last five seasons in the majors with Boston (2007-08), Pittsburgh (2008-10) and Philadelphia (2011)...is a .236 career hitter with 15 home runs and 78 RBI in 249 games...made his Major League debut with the Red Sox in 2007 and appeared in 49 games with Boston over two seasons before he was traded to Pittsburgh in a three-team, six-player trade at the trading deadline in 2008 in which Manny Ramirez was sent to the Dodgers...batted .236 with seven home runs and 41 RBI in 133 games with Pittsburgh in 2009, his only full season in the majors...led the International League with 96 RBI in 2010...was named team MVP at Pawtucket in 2007 after tying a club record with 41 doubles...named Boston' Minor League Player of the Year in 2004...also earned South Atlantic League MVP honors after leading the league in average (.339) and RBI (101).

**2011 HIGHLIGHTS**

Spent the entire season at Triple-A Lehigh Valley, batting .275 with 23 home runs and 80 RBI in 124 games...ranked fourth in the International League in extra base hits (55), fifth in home runs, sixth in RBI and seventh in walks (62)...the home runs were minor league career-high as were his 62 walks...had a .368 on-base percentage...led the Iron Pigs in hits (120), doubles (31), home runs, RBI, walks, slugging percentage (.509), multiple-hit games (33) and strikeouts (127)...was selected by Philadelphia Sept. 17 and went 0-for-6 with two strikeouts in five games...was 0-for-4 as a pinch hitter...appeared in one game on defense Sept. 20 in the first game of a doubleheader against Washington...pinch ran, remained in the game in right field and went 0-for-2.

**LEHIGH VALLEY:** Hit .278 (88-for-317) with 19 of his 23 home runs against right-handed pitching...batted .259 (32-for-119) against left-handers...had a .326 batting average at home, compared to .222 on the road...his average improved to .288 with runners in scoring position...however, he hit .200 with RISP and two outs...clubbed 14 of his 23 home runs in the sixth inning or later...appeared in 73 games in left field, two in center field and 43 in right field...ranked third among IL outfielders in assists (15)...also hit .364 in nine games at designated hitter and was 2-for-3 (.667) with two RBI as a pinch hitter...hit in every spot in the order except first and fifth...saw most of his playing time hitting clean-up where he appeared in 87 games...was the Opening Day starter at designated hitter April 7 against Scranton/Wilkes-Barre and went 3-for-4...the three hits were a season-high...batted .364 over his first 11 games but then went 4-for-37 (.108) over his next 13 contests from April 20 to May 2...set a Lehigh Valley record with a professional-high seven RBI May 5 at Columbus...had a grand slam in the fifth inning and a three-run home run in the ninth inning for his first of two two-homer games...had back-to-back two-double games June 13 and 14 against Louisville...hit .295 in the month of June, his best single month average...added six home runs and then hit seven round-trippers in July...had his second two-homer game of the season July 15 against Syracuse...had five straight two-hit games Aug. 13 to 18 (10-for-20, .500)...on Sept. 9 against Pawtucket, he tied the game with a home run in the second inning, had a go-ahead RBI double in the third and the game-winning RBI single in the 10th...hit .385 (10-for-26) with four home runs, eight RBI and four runs scored in seven postseason games...had the game-winning RBI in two of the IronPigs' four wins.

**CAREER**

**2010**—Spent the season with Triple-A Indianapolis...led the International League in RBI (96), the first Indianapolis player to do so since 1978 (Champ Summers), when the Indians played in the American



Association...also ranked fourth in total bases (235), fifth in at bats (500), tied for fifth in home runs (22), tied for sixth in doubles (32), tied for seventh in runs (73) and tied for 10th in hits (133)...made 77 appearances in right field, 17 in left field and 11 in center field...homered in back-to-back games twice: June 23-24 and June 26-27...had two home runs and six RBI, July 23 against Charlotte...collected 31 RBI in 28 games in July, including 18 RBI in his final nine games of the month...had his contract selected Sept. 7 and made three starts, all in right field...Pittsburgh went 3-0 in his starts.

**2009**—Spent his first full season in the majors...was Pittsburgh's Opening Day right fielder...made 79 appearances (76 starts) in right field and 21 appearances (19 starts) in left field...had nine outfield assists, which tied for 11th among National League outfielders...went 9-for-34 (.265) with a home run and five RBI as a pinch hitter...hit his first career pinch home run Aug. 26 against Philadelphia (Ryan Madson)...it was Pittsburgh only pinch homer of the season...tied his career high with three hits April 8 at St. Louis...matched his career high with two outfield assists, May 3 against Cincinnati...posted seven consecutive multi-hit games from May 12 to 21 (15-for-28, .536)...raised his batting average from .174 to .269 over a 10-game span from May 12 to 22...belted his first career walk-off home run off Mitch Stetter, July 22 against Milwaukee...it was his only home run off a left-handed pitcher all year...it was the second of his career...hit .323 with three home runs and 10 RBI in 18 games while batting seventh in the lineup.

**2008**—Combined to hit .246 with eight home runs and 34 RBI in 79 games between Boston and Pittsburgh...began the season ranked by *Baseball America* as Boston's 11th-best prospect...made the Red Sox' Opening Day roster...slugged his first Major League home run, a game-tying, solo shot in the ninth inning off Huston Street on Opening Day, March 25 against Oakland in Tokyo, Japan...finished the game 2-for-5 with two RBI and became the first player in Red Sox history to homer in a regular season game outside the United States or Canada...was optioned to Triple-A Pawtucket March 26...made a total of 36 appearances at first base, five in right field and three as the designated hitter for Pawtucket...hit seven of his eight home runs off right-handed pitchers...had a season-high five RBI, April 18 at Indianapolis...was recalled by Boston April 26...was placed on the 15-day disabled list May 5 retroactive to May 3 following an appendectomy...began a rehab assignment with Pawtucket May 22...was reinstated from the DL and optioned back to Pawtucket May 23...belted three home runs and had four RBI May 31 at Durham...was named International League Player of the Week, June 2-8...recalled by Boston June 6 and optioned back to Pawtucket July 24...hit two home runs July 27 at Toledo...acquired by Pittsburgh as part of a three-team trade July 31...made a game-ending catch in left field and doubled up Shane Victorino off first base in the 12th inning of a 2-0 win, Aug. 8 at Philadelphia...missed two games after suffering a left ankle sprain while turning to run out of the batter's box, Aug. 17 against New York (NL)...set a career high with two outfield assists, Sept. 17 against Los Angeles (NL)...missed the final six games of the season due to cartilage being separated from the bones in his left knee...had a diagnostic arthroscope performed on the knee Oct. 3 in Vail, Colorado (Dr. Steadman).

**2007**—Played for Pawtucket where he was named team MVP and an International League Midseason All-Star...led the IL in doubles (41) and extra-base hits (59), finished sixth in total bases (232), seventh in RBI (78), ninth in hits (139) and tied for 10th in walks (61)...led Pawtucket in home runs (16) and tied for the team lead in RBI...tied a Pawtucket club record with 41 doubles, which was also accomplished by Wade Boggs in 1981...made 122 appearances in the outfield and five at first base...batted .300 with runners in scoring position...was recalled by Boston Aug. 6 and made his Major League debut that night at Los Angeles (AL) in left field as a defensive replacement after Manny Ramirez was ejected from the game...went 0-for-2 with a walk and a strikeout...singled for his first ML hit, Aug. 8 at Los Angeles (AL) off Scot Shields...was optioned back to Pawtucket Aug. 8 and recalled a second time Sept. 1...collected his first career RBI with a pinch triple, Sept. 21 at Tampa Bay.

**2006**—Spent the entire season with Double-A Portland and led the Eastern League in doubles (36)...also ranked second in RBI (83), tied for fifth in runs (76) and tied for ninth in batting (.285)...hit .221 through his first 48 games, .324 over his final 85 games...named Boston's Minor League Offensive Player of the Month for June after batting .352 with five home runs and 22 RBI...won EL Player of the Week honors, June 19-25 after hitting .478 with four doubles and a triple...named MVP of the EL playoffs...hit .361 with five home runs 10 RBI...played for the Aguilas Cibaeñas of the Dominican Winter League, batting .327 with three home runs and 10 RBI.



**2005**—Was named to the Easter League Midseason All-Star team in his first season with Portland... finished second in the league in runs (87)...earned Boston's Quality Plate Appearances Award and Defensive Player of the Month Award for May...batted .368 (7-for-19) with three doubles, a home run and two RBI in five games in the Northern Division Championship Series against Trenton...played for the Peoria Saguaros of the Arizona Fall League following the season.

**2004**—Named Boston' Minor League Player of the Year after batting a combined .353 with 27 doubles, 7 triples, 15 home runs, 111 RBI and 21 stolen bases in 132 games between Single-A Augusta and Single-A Sarasota...won South Atlantic League MVP honors while playing for Augusta after leading the league in average (.339) and RBI (101)...selected to both the SAL Midseason and Postseason All-Star teams while being named the MVP of the midseason game...reached base safely in 29 straight games, April 18 to May 20, which began with a 16-game hitting streak...had another 16-game hit streak from June 25 to July 14...was promoted to Sarasota Aug. 10 and named the Florida State League Player of the Week, Aug. 16-22...hit .516 with a home run...selected as Boston's Minor League Player of the Month for both May (.363, 26 RBI) and July (.344, 27 RBI)...also earned the SAL Topps Player of the Month Award for July.

**2003**—Spent his first full season as an outfielder with Single-A Lowell...homered four times in a five-game span, July 2-6.

**2002**—Began his pro career with Red Sox affiliate in the Gulf Coast Rookie League...made 31 appearances at second base and one at third base.

## PERSONAL/MISCELLANEOUS

Brandon Douglas Moss was originally signed by Boston scout Rob English...married, wife's name is Allison...has one son, Jayden (10/28/09)...is a 2002 graduate of Loganville High School (GA) where he played baseball and football...was a teammate of Jeff Francoeur, Brian McCann and Matt Capps while playing for Team Georgia in the 2001 Sun Belt Classic in Oklahoma.

## LIFETIME PLAYING RECORD

Year	Club	AVG	G	AB	R	H	2B	3B	HR	RBI	SH	SF	HP	BB	SO	SB	CS	SLG	OBP	E
2002	GCL Red Sox	.204	42	113	10	23	6	2	0	6	1	1	2	13	40	1	2	.292	.295	2
2003	Lowell	.237	65	228	29	54	15	4	7	34	0	5	4	15	53	7	5	.430	.290	3
2004	Augusta	.339	109	433	66	147	25	6	13	101	0	7	4	46	75	19	8	.515	.402	8
	Sarasota	.422	23	83	16	35	2	1	2	10	0	1	0	7	15	2	0	.542	.462	0
2005	Portland	.268	135	503	87	135	31	4	16	61	1	8	3	53	129	6	3	.441	.337	8
2006	Portland	.285	133	508	76	145	36	3	12	83	2	4	3	56	108	8	5	.439	.357	4
2007	Pawtucket	.282	133	493	66	139	41	2	16	78	0	2	3	61	148	3	5	.471	.363	2
	BOSTON	.280	15	25	6	7	2	1	0	1	0	0	0	4	6	0	0	.440	.379	0
2008	BOSTON	.295	34	78	7	23	5	1	2	11	0	2	0	6	25	1	1	.462	.337	0
	Pawtucket	.282	43	163	29	46	8	4	8	30	0	2	1	16	47	2	0	.528	.346	3
	PITTSBURGH	.222	45	158	12	35	10	2	6	23	0	3	1	15	45	0	1	.424	.288	1
2009	PITTSBURGH	.236	133	385	47	91	20	4	7	41	0	1	4	34	84	1	5	.364	.304	2
2010	Indianapolis	.266	136	500	73	133	32	2	22	96	4	3	7	42	118	12	7	.470	.330	2
	PITTSBURGH	.154	17	26	2	4	1	0	0	2	0	0	0	1	6	0	0	.192	.185	0
2011	Lehigh Valley	.275	124	436	66	120	31	1	23	80	0	4	4	62	127	4	6	.509	.368	5
	PHILADELPHIA	.000	5	6	0	0	0	0	0	0	0	0	0	0	2	0	0	.000	.000	0
<b>AL Totals</b>		<b>.291</b>	<b>49</b>	<b>103</b>	<b>13</b>	<b>30</b>	<b>7</b>	<b>2</b>	<b>2</b>	<b>12</b>	<b>0</b>	<b>2</b>	<b>0</b>	<b>10</b>	<b>31</b>	<b>1</b>	<b>1</b>	<b>.456</b>	<b>.348</b>	<b>0</b>
<b>NL Totals</b>		<b>.226</b>	<b>200</b>	<b>575</b>	<b>61</b>	<b>130</b>	<b>31</b>	<b>6</b>	<b>13</b>	<b>66</b>	<b>0</b>	<b>4</b>	<b>5</b>	<b>50</b>	<b>137</b>	<b>1</b>	<b>6</b>	<b>.369</b>	<b>.292</b>	<b>3</b>
<b>ML Totals</b>		<b>.236</b>	<b>249</b>	<b>678</b>	<b>74</b>	<b>160</b>	<b>38</b>	<b>8</b>	<b>15</b>	<b>78</b>	<b>0</b>	<b>6</b>	<b>5</b>	<b>60</b>	<b>168</b>	<b>2</b>	<b>7</b>	<b>.382</b>	<b>.300</b>	<b>3</b>

## CAREER TRANSACTIONS

**2002** — Selected by the Boston Red Sox organization in the eighth round of the First-Year Player Draft. **2008** — On disabled list, May 3 to 22; included rehabilitation assignment to Pawtucket, May 22. Traded to the Pittsburgh Pirates with pitcher Craig Hansen for outfielder Jason Bay as part of a three-team trade in which Boston sent Manny Ramirez to the Los Angeles Dodgers and the Pirates acquired pitcher Bryan Morris and infielder Andy LaRoche from the Dodgers, July 31. **2010** — Elected free agency, November 5; signed by the Philadelphia Phillies to a minor league contract, November 22. **2011** — Elected free agency, October 18; signed by the Oakland Athletics to a minor league contract, November 19.

## VS. THE AMERICAN LEAGUE

2011		CAREER								
AVG.	AB	H	HR	RBI	vs. TEAM	AVG.	AB	H	HR	RBI
—	0	0	0	0	Baltimore	.417	12	5	0	1
—	0	0	0	0	Boston	—	0	0	0	0
—	0	0	0	0	Chicago	.250	8	2	0	0
—	0	0	0	0	Cleveland	.429	7	3	0	2
—	0	0	0	0	Detroit	.000	4	0	0	0
—	0	0	0	0	Kansas City	.000	5	0	0	0
—	0	0	0	0	Los Angeles	.143	7	1	0	0
—	0	0	0	0	Minnesota	.417	12	5	0	2
—	0	0	0	0	New York	—	0	0	0	0
—	0	0	0	0	Oakland	.333	9	3	1	3
—	0	0	0	0	Seattle	.222	9	2	0	0
—	0	0	0	0	Tampa Bay	.500	20	10	1	2
—	0	0	0	0	Texas	—	0	0	0	0
—	0	0	0	0	Toronto	.154	13	2	0	0

## VS. THE NATIONAL LEAGUE

2011		CAREER								
AVG.	AB	H	HR	RBI	vs. TEAM	AVG.	AB	H	HR	RBI
—	0	0	0	0	Arizona	.159	44	7	0	6
.000	1	0	0	0	Atlanta	.158	19	3	0	1
—	0	0	0	0	Chicago	.254	59	15	2	8
—	0	0	0	0	Cincinnati	.169	71	12	3	5
—	0	0	0	0	Colorado	.500	20	10	0	3
—	0	0	0	0	Florida	.182	22	4	1	3
—	0	0	0	0	Houston	.180	61	11	0	5
—	0	0	0	0	Los Angeles	.129	31	4	0	3
—	0	0	0	0	Milwaukee	.240	50	12	3	6
—	0	0	0	0	New York	.114	35	4	0	1
—	0	0	0	0	Philadelphia	.304	23	7	2	5
—	0	0	0	0	Pittsburgh	—	0	0	0	0
—	0	0	0	0	San Diego	.316	19	6	0	3
—	0	0	0	0	San Francisco	.160	25	4	1	4
.000	1	0	0	0	St. Louis	.290	69	20	1	10
.000	4	0	0	0	Washington	.333	24	8	0	5

## MONTHLY BREAKDOWN

2011		CAREER								
AVG.	AB	H	HR	RBI	by MONTH	AVG.	AB	H	HR	RBI
—	0	0	0	0	March	.250	8	2	1	2
—	0	0	0	0	April	.215	65	14	0	1
—	0	0	0	0	May	.303	89	27	2	12
—	0	0	0	0	June	.258	93	24	0	12
—	0	0	0	0	July	.253	75	19	4	11
—	0	0	0	0	August	.227	154	35	6	13
.000	6	0	0	0	September	.202	183	37	2	26
—	0	0	0	0	October	.182	11	2	0	1

## BATTING BREAKDOWN

2011		CAREER								
AVG.	AB	H	HR	RBI	by CATEGORY	AVG.	AB	H	HR	RBI
.000	5	0	0	0	Home	.249	337	84	8	42
.000	1	0	0	0	Road	.223	341	76	7	36
.000	2	0	0	0	Day	.200	235	47	4	13
.000	4	0	0	0	Night	.255	443	113	11	65
—	0	0	0	0	Pre-ASG	.265	298	79	5	34
.000	6	0	0	0	Post-ASG	.213	380	81	10	44
.000	1	0	0	0	vs. LHP	.246	122	30	2	18
.000	5	0	0	0	vs. RHP	.234	556	130	13	60
.000	3	0	0	0	RISP	.254	173	44	0	57
—	0	0	0	0	Bases Loaded	.200	20	4	0	10
.000	4	0	0	0	Pinch Hitter	.197	61	12	1	7
—	0	0	0	0	Designated Hitter	—	0	0	0	0

## BALLPARK BREAKDOWN

	AVG.	AB	H	HR	RBI
Angel Stadium	.143	7	1	0	0
AT&T Park	.111	18	2	0	3
Busch Stadium	.217	23	5	0	0
Camden Yards	1.000	1	1	0	0
Chase Field	.250	24	6	0	4
Citi Field	.000	13	0	0	0
Citizens Bank Park	.192	26	5	1	4
Coors Field	.462	13	6	0	3
Dodger Stadium	.111	9	1	0	0
Fenway Park	.279	61	17	1	7
Great American	.216	37	8	2	2
Metrodome	.667	3	2	0	0
Miller Park	.231	26	6	1	2
Minute Maid Park	.147	34	5	0	2
Nationals Park	.455	11	5	0	4
Original Yankee Stadium	—	0	0	0	0
PETCO Park	.200	10	2	0	1
PNC Park	.247	271	67	7	35
Rogers Centre	.000	4	0	0	0
Safeco Field	—	0	0	0	0
Shea Stadium	.000	4	0	0	0
Sun Life Stadium	.250	16	4	1	3
Tokyo Dome	.250	8	2	1	2
Tropicana Field	.583	12	7	0	1
Turner Field	.000	10	0	0	0
U.S. Cellular Field	.250	8	2	0	0
Wrigley Field	.207	29	6	1	5

## FIELDING STATISTICS

### First Base

YEAR	PCT.	G	PO	A	E	TC	DP
2008	1.000	2	10	0	0	10	1
<b>Totals</b>	<b>1.000</b>	<b>2</b>	<b>10</b>	<b>0</b>	<b>0</b>	<b>10</b>	<b>1</b>

### Outfield

YEAR	PCT.	G	PO	A	E	TC	DP
2007	1.000	15	12	1	0	13	0
2008	.992	65	118	8	1	127	2
2009	.991	99	217	9	2	228	4
2010	1.000	7	5	0	0	5	0
2011	1.000	1	2	0	0	2	0
<b>Totals</b>	<b>.992</b>	<b>187</b>	<b>354</b>	<b>18</b>	<b>3</b>	<b>375</b>	<b>6</b>

## MOSS' CAREER BESTS

**Hits:** 3 (four times), last: June 20, 2009 at Colorado  
**Home Runs:** 1 (15 times), last: September 2, 2009 at Cincinnati

**Runs Batted In:** 3 (twice), last: May 19, 2009 at Washington

**Stolen Bases:** 1 (twice), last: September 30, 2009 at Chicago (NL)

**Hitting Streak:** 7 (twice), last: May 12 to 19, 2009  
**Hitless Streak (At Bats):** 17, September 10 to 29, 2010

**Grand Slams:** None.

**Pinch-Hit Home Runs:** 1, August 26, 2009 vs. Philadelphia (Ryan Madson).

**Inside-The-Park Home Runs:** None.

**Game-Ending Home Runs:** 1, July 22, 2009 vs. Milwaukee (Mitch Stetter).

**Lead Off Home Runs:** None.

**RIGHT-HANDED PITCHER****Height/Weight:** 6-3 / 210**Bats/Throws:** Switch / Right**Birthdate:** September 4, 1980**Opening Day Age:** 31**Birthplace/Resides:** Madison, Wisconsin / Brooklyn Park, Minnesota**Major League Service:** 4 years, 97 days**Obtained:** Acquired from the Baltimore Orioles for cash considerations, August 3, 2012**Contract Status:** First year of a one-year contract through 2012.**CAREER HIGHLIGHTS**

Has spent parts of five seasons in the Majors Leagues with Minnesota (2006-08, 10) and San Diego (2011) and is 12-7 with a 3.21 ERA in 157 relief appearances...has 171 strikeouts in 154.1 innings, an average of 9.97 strikeouts per nine innings...missed the entire 2009 season recovering from “Tommy John” surgery on his right elbow...was one of five players on the Final Vote Ballot for the 2007 All-Star Game...selected to Triple-A All-Star Game in 2006 but did not play as he was recalled by the Twins and made Major League debut July 7... named to the Topps’ Triple-A All-Star Team as the top relief pitcher in 2006...was also ranked as the best reliever in the International League and a Triple-A All-Star by *Baseball America* that year...led Twins minor leaguers with 24 saves in 2005...named to the Midwest League All-Star team in 2003.

**2011 HIGHLIGHTS**

Was claimed off waivers by San Diego from Minnesota on March 20 and made the Padres Opening Day roster...earned the win on Opening Day, March 31 at St. Louis, his first win since August 15, 2007 at Seattle...had four separate stints with San Diego in 2011...went 1-0 with a 2.16 ERA and a .203 opponents batting average over his first 16 outings from March 31-June 10...worked scoreless ball in 16 of his 25 outings for San Diego, including nine of 14 at home...posted a 3.46 ERA over 14 outings at home for San Diego...pitched to a 4.63 ERA in 11 outings on the road...was designated for assignment Sept. 1 and outrighted to Triple-A Tucson Sept. 6.

**CAREER**

**2010**—Started the season on the Twins Opening Day roster for the third time in his career (missed 2009 with injury)...made six appearances for the Twins and did not allow a run in his first five appearances (4.1 innings)...tossed a season-high 2.0 innings pitched April 14 vs. Boston...was on the 15-day DL with inflammation in his right middle finger, May 2-June 5...returned from his rehab assignment at Single-A Ft. Myers and was optioned to Triple-A Rochester...appeared in 30 games for the Red Wings, all in relief...posted a four-game win-streak, June 29-Aug. 3...recorded his only save of the season, August 7 at Syracuse...did not allow a run in nine consecutive appearances (11.1 ip), July 27-August 20...went 2-0 with a 5.21 ERA in 13 games before the All-Star Break and 3-1 with a save and a 2.66 ERA in 17 games after the break with Rochester...was recalled by the Twins, Sept. 6...set a career-high with three walks in a scoreless inning, Sept. 19 vs. Oakland...had a season-high with three strikeouts, Sept. 25 at Detroit.

**2009**—Missed the entire season recovering from “Tommy John” surgery on his right elbow.

**2008**—Had a season-high three strikeouts, March 31 vs. Los Angeles (AL)...did not allow a run in seven appearances (5.1 ip), April 17-30...placed on 15-day DL with an acute partial tear of the ulnar collateral ligament in his right elbow, May 9.

**2007**—Made the Twins Opening Day roster for the first time in career...had a 17.0-inning scoreless streak, April 21-May 26...did not allow a run in 11 consecutive appearances (10.1 ip) from May 29-June 22...was one of five players on the Final Vote Ballot for the 2007 All-Star Game...did not allow a run in nine appearances (7.1 ip) from July 7-21...tied his season-high with a three-game winning streak from July 15-28...matched a season-high with three strikeouts, July 18 vs. Detroit...fired a season-high tying 2.0 innings, Sept. 4 against Cleveland...had a .183 opponents batting average against, including .181

(17-for-94) with three home runs against left-handers and .185 (27-for-146) with four home runs against right-handers...stranded 45 of 59 (76%) inherited runners and first batters faced were 8-for-62 (.129) with 22 strikeouts...tied for fifth in American League in games.

**2006**—Began the season at Triple-A Rochester...was 0-0 with a 0.00 ERA (9.1 ip) and three saves, April 6-21...did not allow a run in six appearances (11.1 ip) and was 1-0 with two saves, April 29-May 12...was 2-0 with a 0.52 ERA and six saves in nine appearances from May 17-June 6...selected to Triple-A All-Star Game, July 12 at Toledo...recalled and made Major League debut July 7 at Texas, pitching 2.0 scoreless innings with one hit allowed...did not allow a run in five appearances (7.0 ip), July 7-23...recorded first ML win, July 30 against Detroit...did not allow a run in nine appearances, striking out 19 and walking just one from July 30-Aug. 23...had season-high four strikeouts, Aug. 1 against Texas and Aug. 12 against Toronto...recorded his second win, Aug. 16 against Cleveland, retiring the only batter he faced...recorded his third win in his next outing, Aug. 18 against Chicago (AL)...pitched 2.0 scoreless innings with three strikeouts, Sept. 28 against Kansas City...went 4-0 with a 0.90 ERA and held opponents to a .181 average at the Metrodome...stranded 26 of 29 (90%) of inherited runners and first batters faced were 4-for-31 (.129)...named to the Topps' Triple-A All-Star Team as the top relief pitcher...ranked as the best reliever in the International League and a Triple-A All-Star by *Baseball America*...was also ranked as the sixth-best prospect in the Twins' organization by the magazine entering the 2007 season.

**2005**—Did not allow a run in 14 of 15 appearances, going 2-0 with a 0.92 ERA and five saves from April 18-May 29...tied his season-high with five strikeouts, June 20 vs. Binghamton...did not allow a run in nine of 10 appearances, going 2-1 with a 1.69 ERA and four saves from June 24-July 20...tossed a season-high 3.0 innings, July 19 at Binghamton...averaged 10.4 strikeouts per nine innings...led Twins' minor leaguers in saves.

**2004**—Began the season at New Britain...did not allow a run in 10 appearances (10.0 ip), going 1-0 with one save from May 5-June 5...Was 1-0 with a 0.00 ERA (7.2 ip) and one save in five appearances, June 17-July 1...had a season-high 4.0 innings and four strikeouts, July 5 vs. Trenton...transferred to Ft. Myers July 15...did not allow a run in 10 of 12 appearances, going 0-0 with a 1.32 ERA and nine saves from July 17-Aug. 20...led the club in saves.

**2003**—Began the season at Quad Cities...did not allow an earned run in his first 13 appearances (14.1 ip), going 2-1 with five saves from April 5-May 4...was the Twins' Minor League Player of the Week, April 12-18...was also the Twins' Minor League Pitcher of the Month for April...did not allow a run in 13 of 14 appearances, going 1-0 with a 0.50 ERA and nine saves, May 12-June 21...had a season-high five strikeouts, June 12 at Peoria...named to the Midwest League All-Star team, June 17 at West Michigan...promoted to Ft. Myers June 23...was 3-0 with a 1.64 ERA in seven appearances from June 26-July 11...did not allow a run in nine of 11 appearances, going 1-0 with a 1.29 ERA and two saves from July 17-Aug. 6...promoted to New Britain Aug. 12...tied a season-high with 3.0 innings Aug. 17 vs. Portland...was third among Twins' minor leaguers in saves...pitched for Grand Canyon in the Arizona Fall League.

**2002**—Was 0-0 with a 0.00 ERA (4.0 ip) and three saves in four appearances from June 26-July 4...did not allow an earned run in 19 consecutive appearances (19.2 ip) from July 11-Aug. 20...tossed a season-high 3.1 innings Aug. 5 vs. Bristol...matched his season-high four strikeouts Aug. 20 at Kingsport...led the club and was second in Appalachian League in saves...was fifth among Twins' minor leaguers in saves.

## PERSONAL/MISCELLANEOUS

Patrick J. Neshek was originally signed by Twins scout Billy Milos...is married, Stephanie...graduated of Park Center (MN) High School in 1999 where he was named All-State as a senior...developed his sidearm delivery after an injury in high school...attended Butler University, where he holds the single-game (18 vs. Detroit, April 15, 2001), single-season (118, 2001) and career (280) strikeout records...was a 2001 Cape Cod League All-Star.

## LIFETIME PITCHING RECORD

Year	Club	W	L	ERA	G	GS	CG	SHO	SV	IP	H	R	ER	HR	HB	BB	IBB	SO	WP	BK
2002	Elizabethton	0	2	0.99	23	0	0	0	15	27.1	13	6	3	0	2	6	0	41	1	0
2003	Quad Cities	3	2	0.52	28	0	0	0	14	34.1	20	3	2	0	1	11	2	53	1	0
	Fort Myers	4	1	2.15	20	0	0	0	2	29.1	22	8	7	2	1	6	1	29	0	1
2004	New Britain	1	1	5.87	5	1	0	0	1	7.2	7	5	5	2	1	3	0	5	0	0
	New Britain	2	1	3.82	26	0	0	0	2	35.1	34	15	15	2	1	18	5	38	1	0
2005	Fort Myers	0	1	2.95	16	0	0	0	10	18.1	16	7	6	2	0	2	0	19	0	0
	New Britain	6	4	2.19	55	0	0	0	24	82.1	69	25	20	9	2	21	3	95	3	0
2006	Rochester	6	2	1.95	33	0	0	0	14	60.0	41	13	13	7	1	14	4	87	2	0
	MINNESOTA	4	2	2.19	32	0	0	0	0	37.0	23	9	9	6	0	6	0	53	0	0
2007	MINNESOTA	7	2	2.94	74	0	0	0	0	70.1	44	25	23	7	2	27	5	74	2	0
2008	MINNESOTA	0	1	4.73	15	0	0	0	0	13.1	12	7	7	2	0	4	1	15	0	0
2009	MINNESOTA	(Injured — Did not pitch)																		
2010	Fort Myers	0	0	13.50	2	0	0	0	0	2.0	3	3	3	0	0	2	0	2	0	0
	Rochester	5	1	3.89	30	0	0	0	1	39.1	40	21	17	4	3	13	6	25	0	0
2011	MINNESOTA	0	1	5.00	11	0	0	0	0	9.0	7	5	5	1	1	8	0	9	0	0
	Tucson	1	2	4.10	24	0	0	0	3	26.1	29	12	12	5	0	10	1	13	0	0
2012	SAN DIEGO	1	1	4.01	25	0	0	0	0	24.2	19	12	11	4	1	22	1	20	1	0
	<b>AL Totals</b>	<b>11</b>	<b>6</b>	<b>3.05</b>	<b>132</b>	<b>0</b>	<b>0</b>	<b>0</b>	<b>0</b>	<b>129.2</b>	<b>86</b>	<b>46</b>	<b>44</b>	<b>16</b>	<b>3</b>	<b>45</b>	<b>6</b>	<b>151</b>	<b>2</b>	<b>0</b>
<b>NL Totals</b>	<b>1</b>	<b>1</b>	<b>4.01</b>	<b>25</b>	<b>0</b>	<b>0</b>	<b>0</b>	<b>0</b>	<b>24.2</b>	<b>19</b>	<b>12</b>	<b>11</b>	<b>4</b>	<b>1</b>	<b>22</b>	<b>1</b>	<b>20</b>	<b>1</b>	<b>0</b>	
<b>ML Totals</b>	<b>12</b>	<b>7</b>	<b>3.21</b>	<b>157</b>	<b>0</b>	<b>0</b>	<b>0</b>	<b>0</b>	<b>154.1</b>	<b>105</b>	<b>58</b>	<b>55</b>	<b>20</b>	<b>4</b>	<b>67</b>	<b>7</b>	<b>171</b>	<b>3</b>	<b>0</b>	

## CAREER TRANSACTIONS

**1999** — Selected by the Minnesota Twins organization in the 45th round of the First-Year Player Draft; did not sign. **2002** — Selected by the Minnesota Twins organization in the sixth round of the First-Year Player Draft. **2008** — On the disabled list, May 9 to October 23. **2009** — On the disabled list, February 21 to November 9. **2010** — On the disabled list, April 29 to June 4; included rehabilitation assignment to Ft. Myers, May 31 to June 4. **2011** — Claimed off waivers by the San Diego Padres, March 20. Elected free agency, September 29. **2012** — Signed by the Baltimore Orioles to a minor league contract, January 30. Traded to the Oakland Athletics for cash considerations, August 3.

## DIVISION SERIES RECORD

Year	Club/Opp.	W	L	ERA	G	GS	CG	SHO	SV	IP	H	R	ER	HR	HB	BB	IBB	SO	WP	BK
2006	MIN vs. OAK	0	1	9.00	2	0	0	0	0	1.0	1	1	1	0	0	0	0	1	0	0

## VS. THE AMERICAN LEAGUE

2011		CAREER												
ERA	W	L	S	G	IP	ER	vs. TEAM	ERA	W	L	S	G	IP	ER
—	0	0	0	0	0.0	0	Baltimore	0.00	1	0	0	5	3.1	0
6.75	0	0	0	1	1.1	1	Boston	1.69	0	0	0	5	5.1	1
—	0	0	0	0	0.0	0	Chicago	4.15	1	0	0	17	13.0	6
—	0	0	0	0	0.0	0	Cleveland	1.10	2	1	0	16	16.1	2
—	0	0	0	0	0.0	0	Detroit	4.74	2	2	0	19	19.0	10
—	0	0	0	0	0.0	0	Kansas City	2.55	1	0	0	16	17.2	5
—	0	0	0	0	0.0	0	Los Angeles	3.00	1	1	0	8	6.0	2
0.00	0	0	0	1	1.0	0	Minnesota	0.00	0	0	0	1	1.0	0
—	0	0	0	0	0.0	0	New York	5.40	0	1	0	5	5.0	3
—	0	0	0	0	0.0	0	Oakland	1.17	2	0	0	7	7.2	1
0.00	0	0	0	3	3.0	0	Seattle	6.48	1	0	0	9	8.1	6
—	0	0	0	0	0.0	0	Tampa Bay	4.76	0	1	0	6	5.2	3
—	0	0	0	0	0.0	0	Texas	0.00	0	0	0	7	8.2	0
—	0	0	0	0	0.0	0	Toronto	4.82	0	0	0	8	9.1	5

## VS. THE NATIONAL LEAGUE

2011		CAREER												
ERA	W	L	S	G	IP	ER	vs. TEAM	ERA	W	L	S	G	IP	ER
3.38	0	0	0	2	2.2	1	Arizona	3.38	0	0	0	2	2.2	1
4.50	0	0	0	2	2.0	1	Atlanta	3.00	0	0	0	3	3.0	1
10.00	0	0	0	1	1.2	0	Chicago	0.00	0	0	0	1	1.2	0
0.00	0	0	0	1	1.0	0	Cincinnati	0.00	0	0	0	1	1.0	0
127.00	0	0	0	1	1.0	3	Colorado	27.00	0	0	0	1	1.0	3
—	0	0	0	0	0.0	0	Florida	6.75	0	0	0	2	1.1	1
0.00	0	0	0	2	2.0	0	Houston	0.00	0	0	0	2	2.0	0
—	0	0	0	0	0.0	0	Los Angeles	0.00	0	0	0	2	1.2	0
13.50	0	0	0	1	0.2	1	Milwaukee	0.00	0	0	0	2	3.1	0
0.00	0	0	0	1	1.0	0	New York	3.86	0	0	0	3	2.1	1
0.00	0	0	0	1	1.0	0	Philadelphia	0.00	0	0	0	1	1.0	0
—	0	0	0	0	0.0	0	Pittsburgh	—	0	0	0	0	0.0	0
—	0	0	0	0	0.0	0	San Diego	—	0	0	0	0	0.0	0
16.20	0	1	0	3	1.2	3	San Francisco	16.20	0	1	0	3	1.2	3
0.00	1	0	0	2	2.0	0	St. Louis	0.00	1	0	0	2	2.0	0
4.50	0	0	0	2	2.0	1	Washington	2.70	0	0	0	3	3.1	1

## MONTHLY BREAKDOWN

2011		CAREER												
ERA	W	L	S	G	IP	ER	by MONTH	ERA	W	L	S	G	IP	ER
0.00	1	0	0	1	1.0	0	March	0.00	1	0	0	2	2.0	0
2.57	0	0	0	7	7.0	2	April	3.15	2	1	0	37	34.1	12
0.00	0	0	0	3	3.2	0	May	1.45	0	0	0	18	18.2	3
5.79	0	0	0	9	9.1	6	June	3.13	1	0	0	22	23.0	8
6.00	0	1	0	4	3.0	2	July	3.28	4	2	0	26	24.2	9
13.50	0	0	0	1	0.2	1	August	2.70	3	1	0	26	26.2	8
—	0	0	0	0	0.0	0	September	5.40	1	3	0	26	25.0	15

## PITCHING BREAKDOWN

2011		CAREER												
ERA	W	L	S	G	IP	ER	by CATEGORY	ERA	W	L	S	G	IP	ER
3.46	0	0	0	14	13.0	5	Home	2.25	7	0	0	80	84.0	21
4.63	1	1	0	11	11.2	6	Road	4.35	5	7	0	77	70.1	34
3.86	1	0	0	7	7.0	3	Day	4.50	5	1	0	49	48.0	24
4.08	0	1	0	18	17.2	8	Night	2.62	7	6	0	108	106.1	31
3.52	1	1	0	23	23.0	9	Pre-ASG	2.75	4	3	0	87	85.0	26
10.80	0	0	0	2	1.2	2	Post-ASG	3.76	8	4	0	70	69.1	29
—	0	0	0	0	0.0	0	Starter	—	0	0	0	0	0.0	0
4.01	1	1	0	25	24.2	11	Reliever	3.21	12	7	0	157	154.1	55

## BALLPARK BREAKDOWN

	ERA	W	L	S	G	IP	ER
Angel Stadium	4.91	0	1	0	5	3.2	2
AT&T Park	9.00	0	1	0	2	1.0	1
Busch Stadium	0.00	1	0	0	2	2.0	0
Camden Yards	0.00	0	0	0	4	2.1	0
Chase Field	0.00	0	0	0	1	1.2	0
Coliseum	0.00	1	0	0	2	2.1	0
Comerica Park	6.48	0	2	0	8	8.1	6
Coors Field	27.00	0	0	0	1	1.0	3
Fenway Park	5.40	0	0	0	2	1.2	1
Kauffman Stadium	0.00	1	0	0	6	6.0	0
Metrodome	1.90	7	0	0	62	66.1	14
Miller Park	0.00	0	0	0	1	1.2	0
Original Yankee Stadium	9.00	0	1	0	3	3.0	3
PETCO Park	3.46	0	0	0	14	13.0	5
Progressive Field	1.04	1	1	0	9	8.2	1
Rangers Ballpark	0.00	0	0	0	5	5.1	0
Rogers Centre	81.00	0	0	0	1	0.1	3
Safeco Field	5.40	1	0	0	5	5.0	3
Shea Stadium	0.00	0	0	0	2	1.2	0
Sun Life Stadium	6.75	0	0	0	2	1.1	1
Target Field	3.18	0	0	0	5	5.2	2
Tropicana Field	13.50	0	1	0	2	2.0	3
Turner Field	9.00	0	0	0	1	1.0	1
U.S. Cellular Field	7.04	0	0	0	11	7.2	6
Wrigley Field	0.00	0	0	0	1	1.2	0

## FIELDING STATISTICS

Pitcher								
Year	Pct.	G	PO	A	E	TC	DP	
2006	1.000	32	2	1	0	3	0	
2007	1.000	74	3	8	0	11	0	
2008	1.000	15	0	3	0	3	0	
2010	1.000	11	0	2	0	2	0	
2011	1.000	25	0	2	0	2	0	
<b>Totals</b>	<b>1.000</b>	<b>157</b>	<b>5</b>	<b>16</b>	<b>0</b>	<b>21</b>	<b>0</b>	

## NESHEK'S CAREER BESTS

**Low Hit Complete Game:** None

**Innings Pitched:** 2.2, August 1, 2006 vs. Texas

**Strikeouts:** 4 (twice), last: August 12, 2006 vs. Toronto

**Longest Winning Streak:** 3 (three times), last: July 15-28, 2007

**Longest Losing Streak:** 2, April 14, 2008-September 25, 2010

**Longest Scoreless Streak:** 16.1, April 21-May 25, 2007



**LEFT-HANDED PITCHER**

**Height/Weight:** 6-0 / 195

**Bats/Throws:** Left / Left

**Birthdate:** December 8, 1986

**Opening Day Age:** 25

**Birthplace/Resides:** Nagua, Dominican Republic / Nagua, Dominican Republic

**Major League Service:** 132 days

**Obtained:** Acquired from the Arizona Diamondbacks with Brandon Allen for Brad Ziegler, July 31, 2011

**Contract Status:** First year of a one-year contract through 2012.

2012 ATHLETICS

**CAREER HIGHLIGHTS**

Was acquired by the A's at the trading deadline in 2011 and posted an 8.10 ERA in six relief appearances...made his Major League debut with Arizona in 2010...is now 0-2 with a 6.41 ERA in 39 career appearances...has a 35-25 record and 4.09 ERA (230 er in 506.2 ip) in 202 career minor league appearances, including 70 starts...has 579 strikeouts in 506.2 innings, an average of 10.28 per nine innings...began his career as a starter but has pitched exclusively in relief over the last three seasons...is 13-5 with a 3.67 ERA (63 er in 154.2 ip) in 116 appearances over that span.

**2011 HIGHLIGHTS**

Was acquired from Arizona at the trading deadline, posting an 8.10 ERA in six relief appearances over two stints with the A's...reported to Oakland Aug. 1 and compiled a 3.60 ERA in four games before he was optioned to Triple-A Sacramento Aug. 13...returned Aug. 18, tossing a scoreless eighth inning that night against Toronto...then allowed four runs on one hit and five walks in 0.2 innings in the A's 22-9 loss at New York (AL) Aug. 25 before being optioned back to Sacramento the next day...became just the second reliever in Oakland history to walk five batters in a game while pitching less than one inning (Craig Minetto, five walks in 0.0 innings, July 4, 1979 at California)...issued seven walks in 6.2 innings overall with the A's and now has 29 walks in 26.2 career innings (9.79 per nine innings)...allowed a .308 opponents batting average, which broke down to .294 (5-for-17) against right-handed hitters and .333 (3-for-9) against left-handers...yielded a .333 average with runners in scoring position...first batters faced were 0-for-5 with a walk and he allowed 1 of 2 (50.0%) inherited runners to score...pitched for Escogido in the Dominican Winter League following the season and was 2-0 with a 2.45 ERA in 16 games, six starts.

**MINORS:** Began the season at Triple-A Reno in the Arizona organization...was 6-2 with a save and a 4.25 ERA in 41 relief appearances when he was traded to the A's July 31 with first baseman Brandon Allen for pitcher Brad Ziegler...had a save and a 1.08 ERA in six relief appearances with Sacramento...was 6-2 with two saves and a 3.79 ERA in 47 minor league appearances overall...surrendered just two home runs in 57.0 innings...struck out 64 for an average of 10.11 per nine innings...allowed a .246 opponents batting average, which included a .238 (29-for-122) mark against right-handed hitters compared to .258 (23-for-89) against left-handers...yielded both of his home runs to right-handers...opponents hit .205 with runners in scoring position, including .132 with RISP and two outs...compiled a 6.08 ERA in 23 appearances in Reno's Aces Ballpark, compared to a 1.78 ERA in 24 appearances in all other ballparks...had a 9.00 ERA in the ninth inning and a 3.06 figure in all other innings...allowed 8 of 32 (25.0%) inherited runners to score...tossed at least one inning in 38 of his 47 appearances, including two or more 11 times...was credited with his lone save with Reno in his first outing of the season, April 10 at Salt Lake...did not allow a run in 11 of his first 13 appearances but yielded seven runs in 16.1 innings over that span (3.86 ERA)...tossed a season-high 2.1 scoreless innings April 28 against Tacoma...matched his high for innings pitched June 10 at Colorado Springs and July 9 at Tacoma...had a 4.67 ERA and .203 opponents batting average in 15 appearances when he was placed on the disabled list May 17 with a strained left hamstring...was reinstated May 25 and allowed seven runs in his first three outings following his return, including May 30 against Sacramento when he allowed a season-high five runs on a season-high five hits and two walks in 1.0 innings...finished May with a 10.57 ERA and had a 7.32 ERA overall entering the month of June...posted a 1.69 ERA in 12 appearances in June and 2.77 ERA in 11 outings in July...had a season-best 8.1-inning scoreless streak from July 3-21...allowed his first home run of the season in the second game of a doubleheader July 23 at Sacramento...that snapped



a season-opening 38-game, 46.0-inning homerless streak...did not allow a run in five of his six games with the River Cats...the one exception was Aug. 16 against Albuquerque when he allowed one run in 2.0 innings for the save...also struck out a season-high four in that outing...had a win and a 3.00 ERA (6.0 ip, 3 h, 2 r, 2 er, 3 bb, 8 so, 1 hr) in five postseason appearances for the River Cats.

## CAREER

**2010**—Went 0-2 with a 5.85 ERA and .225 opponents average with 22 walks and 15 strikeouts in 33 games during his rookie campaign for the D-backs...held opponents scoreless in 15 of 17 home games for a 2.16 ERA...righties batted only .216 with 12 walks and eight strikeouts and lefties hit .235 with 10 walks and seven strikeouts...opened the season with the D-backs and made his Major League debut on Opening Day vs. San Diego April 6...stranded a pair of runners after retiring the only batter he faced...was optioned to Reno April 21 despite holding opponents scoreless in his first five appearances (2.1 ip)...allowed only 1 of 6 inherited runners to score...in 21 games at Reno, went 3-0 with four saves and a 3.07 ERA while limiting opponents to a .227 average with 19 walks and 38 strikeouts...held righties to a .214 average with 15 walks and 22 strikeouts while lefties hit .250 with 4 walks and 16 strikeouts...worked more than 1.0 inning 11 times and 2.0 or more innings seven times...held opponents scoreless over nine appearances in June with a .111 opponents average...recalled from Reno July 4...held opponents scoreless in 2.2 innings in four games from July 4-10 before allowing six runs over 1.2 innings in his next five outings from July 16-27...from July 31 through the end of the season, held opponents scoreless in 14 of 18 appearances for a 2.84 ERA and .209 opponents average with eight strikeouts...had his best month in August with a 1.23 ERA and .200 opponents average in 10 game...worked a career-high 2.0 innings Sept. 10 at Colorado.

**2009**—Made a career-high 48 relief appearances at Single-A Visalia and Double-A Mobile...combined for a 4-3 record and a 3.82 ERA...held opponents to a .234 average, including .195 by lefties...started the season at Visalia and in 29 games, went 4-1 with two saves, a 1.61 ERA, .226 opponents average, 22 walks and 59 strikeouts...went 3-1 with two saves and a 1.15 ERA in 19 games from May through June...did not allow an earned run in eight games (11.2 ip) from June 10-July 3...promoted to Double-A Mobile July 4 and posted a 7.99 ERA in 12 relief appearances...following the season, pitched for Estrellas de Oriente in the Dominican Winter League...in 16 relief outings, went 1-0 with a 3.46 ERA.

**2008**—His 109 strikeouts ranked third on the team at Single-A South Bend...went 1-0 with a 4.32 ERA and .223 opponents average in 13 relief appearances...had a season-high nine strikeouts on June 30 at Great Lakes, allowing one run off six hits over 6.0 innings...went 3-1 with a 2.01 ERA and 38 strikeouts in six starts in June...following the season, pitched for the Estrellas de Oriente in the Dominican Winter League...in 15 games, three starts, went 0-3 with a 3.06 ERA and .212 opponents average.

**2007**—Led Single-A South Bed with 111 strikeouts...held left-handed batters to a .225 average...had a season-high 11 strikeouts May 12 vs. Lancaster...tossed 6.0 or more innings five times, going 2-2 with a 2.30 ERA in those starts...following the season, pitched in three games for Estrellas de Oriente in the Dominican Winter League.

**2006**—Was 3-2 with a 3.09 ERA in 16 starts at Rookie-Advanced Missoula...held lefties to a .184 batting average.

**2005**—Logged an 8-4 record and a 2.24 ERA in 15 games, 14 starts, with the Diamondbacks affiliate in the Dominican Summer League...struck out 102 in 68.1 innings (13.43 per nine innings).

**2004**—Made his professional debut with the Diamondbacks affiliate in the Dominican Summer League and had no decisions and a 9.00 ERA in three games, including one start.

## PERSONAL/MISCELLANEOUS

Jordan Norberto...was originally signed by Junior Noboa...he and his wife, Jennifer, have a daughter Jaelyn.

## LIFETIME PITCHING RECORD

Year	Club	W	L	ERA	G	GS	CG	SHO	SV	IP	H	R	ER	HR	HB	BB	IBB	SO	WP	BK
2004	DSL D-backs	0	0	9.00	3	1	0	0	0	4.0	6	4	4	0	0	6	0	2	1	0
2005	DSL D-backs	8	4	2.24	15	14	1	0	0	68.1	37	24	17	0	6	38	0	102	12	2
2006	Missoula	3	2	3.09	16	16	0	0	0	75.2	59	30	26	4	4	40	0	64	6	3
2007	South Bend	6	7	5.28	21	21	0	0	0	102.1	102	67	60	10	2	46	0	111	6	0
2008	South Bend	5	7	5.31	31	18	0	0	0	101.2	108	72	60	15	5	56	1	109	4	6
2009	Visalia	4	1	1.61	29	0	0	0	2	44.2	36	9	8	1	0	22	1	59	4	0
	Mobile	0	2	7.99	19	0	0	0	2	23.2	29	23	21	4	2	18	0	30	8	0
2010	ARIZONA	0	2	5.85	33	0	0	0	0	20.0	16	13	13	3	0	22	1	15	2	0
	Reno	3	0	3.07	21	0	0	0	4	29.1	25	12	10	2	0	19	1	38	5	1
2011	Reno	6	2	4.25	41	0	0	0	1	48.2	46	26	23	1	3	26	1	54	6	1
	OAKLAND	0	0	8.10	6	0	0	0	0	6.2	8	6	6	0	1	7	0	4	1	0
	Sacramento	0	0	1.08	6	0	0	0	1	8.1	6	1	1	1	0	4	0	10	0	0
<b>AL Totals</b>		<b>0</b>	<b>0</b>	<b>8.10</b>	<b>6</b>	<b>0</b>	<b>0</b>	<b>0</b>	<b>0</b>	<b>6.2</b>	<b>8</b>	<b>6</b>	<b>6</b>	<b>0</b>	<b>1</b>	<b>7</b>	<b>0</b>	<b>4</b>	<b>1</b>	<b>0</b>
<b>NL Totals</b>		<b>0</b>	<b>2</b>	<b>5.85</b>	<b>33</b>	<b>0</b>	<b>0</b>	<b>0</b>	<b>0</b>	<b>20.0</b>	<b>16</b>	<b>13</b>	<b>13</b>	<b>3</b>	<b>0</b>	<b>22</b>	<b>1</b>	<b>15</b>	<b>2</b>	<b>0</b>
<b>ML Totals</b>		<b>0</b>	<b>2</b>	<b>6.41</b>	<b>39</b>	<b>0</b>	<b>0</b>	<b>0</b>	<b>0</b>	<b>26.2</b>	<b>24</b>	<b>19</b>	<b>19</b>	<b>3</b>	<b>1</b>	<b>29</b>	<b>1</b>	<b>19</b>	<b>3</b>	<b>0</b>

## CAREER TRANSACTIONS

**2004** — Signed by the Arizona Diamondbacks organization as a non-drafted free agent, July 14. **2011** — Traded to the Oakland Athletics with first baseman Brandon Allen for pitcher Brad Ziegler, July 31.

## VS. THE AMERICAN LEAGUE

2011						CAREER						
ERA	W	L	S	G	IP ER	vs. TEAM	ERA	W	L	S	G	IP ER
54.00	0	0	0	1	0.2 4	New York	54.00	0	0	0	1	0.2 4
4.50	0	0	0	2	2.0 1	Seattle	4.50	0	0	0	2	2.0 1
0.00	0	0	0	1	2.0 0	Texas	0.00	0	0	0	1	2.0 0
4.50	0	0	0	2	2.0 1	Toronto	4.50	0	0	0	2	2.0 1

## VS. THE NATIONAL LEAGUE

2011						CAREER						
ERA	W	L	S	G	IP ER	vs. TEAM	ERA	W	L	S	G	IP ER
—	0	0	0	0	0.0 0	Arizona	—	0	0	0	0	0.0 0
—	0	0	0	0	0.0 0	Atlanta	—	0	0	0	0	0.0 0
—	0	0	0	0	0.0 0	Chicago	0.00	0	0	0	2	1.1 0
—	0	0	0	0	0.0 0	Cincinnati	0.00	0	0	0	3	1.1 0
—	0	0	0	0	0.0 0	Colorado	4.50	0	0	0	2	2.0 1
—	0	0	0	0	0.0 0	Florida	0.00	0	0	0	1	0.1 0
—	0	0	0	0	0.0 0	Houston	—	0	0	0	0	0.0 0
—	0	0	0	0	0.0 0	Los Angeles	2.70	0	0	0	5	3.1 1
—	0	0	0	0	0.0 0	Milwaukee	0.00	0	0	0	1	1.1 0
—	0	0	0	0	0.0 0	New York	0.00	0	0	0	1	0.1 0
—	0	0	0	0	0.0 0	Philadelphia	---	0	1	0	1	0.0 2
—	0	0	0	0	0.0 0	Pittsburgh	0.00	0	0	0	2	1.1 0
—	0	0	0	0	0.0 0	St. Louis	—	0	0	0	0	0.0 0
—	0	0	0	0	0.0 0	San Diego	12.46	0	0	0	9	4.1 6
—	0	0	0	0	0.0 0	San Francisco	7.71	0	0	0	4	2.1 2
—	0	0	0	0	0.0 0	Washington	4.50	0	1	0	2	2.0 1

## MONTHLY BREAKDOWN

2011						CAREER						
ERA	W	L	S	G	IP ER	by MONTH	ERA	W	L	S	G	IP ER
—	0	0	0	0	0.0 0	April	9.00	0	0	0	6	3.0 3
—	0	0	0	0	0.0 0	May	—	0	0	0	0	0.0 0
—	0	0	0	0	0.0 0	June	—	0	0	0	0	0.0 0
—	0	0	0	0	0.0 0	July	11.57	0	1	0	10	4.2 6
8.10	0	0	0	6	6.2 6	August	4.50	0	1	0	16	14.0 7
—	0	0	0	0	0.0 0	September	6.75	0	0	0	6	4.0 3
—	0	0	0	0	0.0 0	October	0.00	0	0	0	1	1.0 0

## PITCHING BREAKDOWN

2011						CAREER						
ERA	W	L	S	G	IP ER	by CATEGORY	ERA	W	L	S	G	IP ER
0.00	0	0	0	2	3.0 0	Home	1.59	0	0	0	19	11.1 2
14.73	0	0	0	4	3.2 6	Road	9.98	0	2	0	20	15.1 17
27.00	0	0	0	2	1.2 5	Day	8.10	0	1	0	9	6.2 6
1.80	0	0	0	4	5.0 1	Night	5.85	0	1	0	30	20.0 13
—	0	0	0	0	0.0 0	Pre-ASG	4.76	0	0	0	10	5.2 3
8.10	0	0	0	6	6.2 6	Post-ASG	6.86	0	2	0	29	21.0 16
—	0	0	0	0	0.0 0	Starter	—	0	0	0	0	0.0 0
8.10	0	0	0	6	6.2 6	Reliever	6.41	0	2	0	39	26.2 19

## BALLPARK BREAKDOWN

	ERA	W	L	S	G	IP	ER
AT&T Park	6.75	0	0	0	2	1.1	1
Chase Field	2.16	0	0	0	17	8.1	2
Citi Field	0.00	0	0	0	1	0.1	0
Citizens Bank Park	INF	0	1	0	1	0.0	2
Coors Field	4.50	0	0	0	1	2.0	1
Dodger Stadium	0.00	0	0	0	3	2.0	0
Great American Ball Park	0.00	0	0	0	1	0.1	0
Miller Park	0.00	0	0	0	1	1.1	0
Nationals Park	9.00	0	1	0	1	1.0	1
O.co Coliseum	0.00	0	0	0	2	3.0	0
PETCO Park	23.14	0	0	0	4	2.1	6
PNC Park	0.00	0	0	0	1	1.0	0
Rogers Centre	9.00	0	0	0	1	1.0	1
Safeco Field	4.50	0	0	0	2	2.0	1
Yankee Stadium	54.00	0	0	0	1	0.2	4

## FIELDING STATISTICS

Pitcher							
Year	Pct.	G	PO	A	E	TC	DP
2010	.667	33	1	1	1	3	0
2011	.000	6	0	0	1	1	0
<b>Totals</b>	<b>.500</b>	<b>39</b>	<b>1</b>	<b>1</b>	<b>2</b>	<b>4</b>	<b>0</b>

## NORBERTO'S CAREER BESTS

**Low Hit Complete Game:** None  
**Innings Pitched:** 2.0 (twice), last: August 12, 2011 vs. Texas  
**Strikeouts:** 2 (three times), last: August 18, 2011 vs. Toronto  
**Longest Winning Streak:** None  
**Longest Losing Streak:** 2, July 27, 2010 to present  
**Longest Scoreless Streak:** 4.0, August 17-September 10, 2010

**CATCHER****Height/Weight:** 6-0 / 210**Bats/Throws:** Right / Right**Birthdate:** February 14, 1989**Opening Day Age:** 23**Birthplace/Resides:** Goddard, Kansas / Goddard, Kansas**Major League Service:** None**Obtained:** Acquired from the Washington Nationals with pitchers Tommy Milone and Brad Peacock and minor league pitcher A.J. Cole for pitcher Gio Gonzalez and minor league pitcher Rob Gilliam, December 23, 2011**Contract Status:** First year of a one-year contract through 2012.**CAREER HIGHLIGHTS**

The top rated catching prospect was acquired by the A's from Washington in the Gio Gonzalez trade following the 2011 season...was rated as the Nationals' ninth best prospect by *Baseball America* following the 2011 season after back-to-back seasons as the clubs' number two prospect...was listed as the A's seventh best prospect following the trade...is a .249 (353 for 1419) career hitter with 69 home runs and 232 RBI in 431 minor league games over five seasons...also has 344 walks for a .403 on-base percentage...has tossed out 151 of 375 (40.3%) attempted base stealers...has hit 26 of his 69 (37.7%) home runs in the first inning...was named the Nationals' Minor League Player of the Year in 2009 after hitting .286 with 23 home runs and 84 RBI with Hagerstown...was named the South Atlantic League's Most Outstanding Major League Prospect that year...named to the Topps Short-Season/Rookie All-Star Team and the *Baseball America* Short-Season All-Star Team with Vermont in 2008.

**2011 HIGHLIGHTS**

Made his Double-A debut with Harrisburg of the Eastern League and batted .210 with 20 home runs and 46 RBI in 104 games...ranked third in the league in walks (77)...his home runs came in just 334 at bats, while his average of 16.70 at bats per home run was the best mark in the EL...ranked third in the Nationals farm system in home runs...the batting average was his lowest over a full season, as was his .367 on-base percentage...stole a career-high 13 bases and struck out a career-high 117 times...led Harrisburg in runs scored (75) and walks...hit .225 against left-handed pitching compared to .204 against right-handers...clubbed 13 of his 20 home runs and had 33 of his 46 RBI on the road...had a .274 batting average when leading off an inning but hit just .183 with runners in scoring position...batted .250 with the bases empty, .155 with runners on...hit under .200 in three months (.125 in April, .179 in June, .183 in August)...tossed out 39 of 97 (40.2%) attempted base stealers, which was the best mark in the league...appeared in 95 games at catcher...also went 8 for 15 (.533) in six games at designated hitter and was 1 for 3 with a home run and two RBI as a pinch hitter...hit in every spot in the order except first, fourth and seventh...batted fifth 37 times and second 36 times...played for Scottsdale in the Arizona Fall League following the season and was named to the AFL All-Prospect Team after batting .276 with two home runs and 11 RBI in 21 games...also played in the AFL Rising Stars Game...was rated as the Nationals ninth-best prospect by *Baseball America* following the season...moved up to number seven in the A's organization following the trade.

**HARRISBURG:** Went 1 for 6 over his first three games before going on the disabled list April 12 with a sprained right ankle...was reinstated April 19...had a season-high four strikeouts April 21 against Trenton and May 6 against Reading...hit just .137 over his first 17 games through May 9...then compiled a season-best nine-game hitting streak from May 10-25...went 12 for 34 (.353) with 11 runs scored, four doubles, four home runs, nine RBI and six walks during the streak to lift his average to .224...homed in three consecutive games at Akron, May 23-25...drove in a season-high three runs on the 23rd...hit .277 with six home runs and 12 RBI in 20 games in May...had his first two-homer game June 3 at Erie and matched his season-high with three RBI...then went 8 for 67 (.119) over his next 22 games through July 2 to drop his average under .200 (.197)...had his second two-homer game July 4 against Erie and also had season-highs in runs (3), hits (3) and RBI (3) in the game...went 0 for 18 over his next six games to fall to .190 but a 13 for 35 (.371) stretch from July 16-26 lifted his average to .217...homed in three consecutive games for the second time, Aug. 16-18 at Akron...stole two bases and matched his season high in runs (3) and walks (3) Sept. 1 against Portland...went 2 for 12 (.167)

with a home run and a RBI in three postseason games...was selected by Washington Nov. 18 and added to the 40-man roster.

## CAREER

**2010**—Batted .235 in 94 games with Potomac but walked 89 times for a .419 on-base percentage...ranked 10th in the minors in walks...led the Carolina League in walks and ranked second in on-base percentage...hit 12 home runs and his average of 24.83 at bats per home run was third best in the league...was rated as the Nationals second-best prospect by *Baseball America* following the season, his second consecutive year in the number two spot...was also listed as having the Best Strike-Zone Discipline in the magazine's Best Tools survey...batted .300 with runners in scoring position...seven of his 12 home runs came with runners on base...also hit seven in the first inning...tossed out 29 of 57 (50.9%) attempted base stealers...saw most of his action with 64 games hitting third in the order...appeared in just one game in April and 13 in May due to two stints on the disabled list...was out from April 19 to May 9 with a sprained left wrist and May 22 to 30 with a concussion...was hitting .317 in 13 games before the concussion...then batted .222 over his final 81 contests...drove in a season-high four runs June 19 against Lynchburg...then went 7 for 52 (.135) over his next 19 games...had his lone two-steal game of the season Aug. 16 at Kinston...went 3 for 4 and scored a season-high four runs Aug. 21 against Winston-Salem...hit safely in a season-best six consecutive games from Aug. 23-31 (8 for 23, .348)...that included four straight games with a double from Aug. 24-31...matched his season-high with three hits Sept. 2 at Salem...added a pair of doubles...then hit .269 with eight runs scored, a home run and four RBI in eight postseason games...also walked 10 times for a .486 on-base percentage to help the Nationals to the Carolina League Championship...played for Scottsdale in the Arizona Fall League following the season and hit .278 with four home runs and 19 RBI in 16 games...added 11 walks for a .403 on-base percentage...tied for second in the AFL in slugging (.667).

**2009**—Hit .286 with 23 home runs and 84 RBI in 126 games with Single-A Hagerstown...had career-highs in nearly every offensive category...including 90 walks, which tied for seventh in all of the minor leagues...was named the Nationals Minor League Player of the Year after pacing full-season Washington farmhands in home runs, walks, on-base percentage (.413), slugging percentage (.513) and OPS (.926)...led the South Atlantic League in walks (90), intentional walks (9) and on-base percentage (.413), ranked second in home runs and total bases (224), tied for second in extra base hits (53), fourth in RBI and runs scored (78) and fifth in slugging (.513)...was named to the SAL Midseason and Postseason All-Star Teams and was also named the Most Outstanding Major League Prospect...was also honored as a Topps Class A All-Star and the Top Hitter in Single-A by MiLB.com...was ranked as the Nationals number two prospect by *Baseball America*...batted .299 with 18 of his 23 home runs on the road...hit .350 with seven home runs in 22 games during the day...went 5 for 8 (.625) with three doubles and a home run with the bases loaded...batted .320 with eight home runs and 26 RBI in the first inning...led SAL catchers in games (100), errors (18) and passed balls (28) and tied for the lead in double plays (9)...tossed out 55 of 151 (36.4%) attempted base stealers, which was third best...batted .356 in 26 games at designated hitter...hit third 106 times, second 11 times and clean-up nine times...hit a grand slam May 10 against West Virginia...that began a stretch of six consecutive multi-hit games (15 for 23, .652)...was named SAL Batter of the Week for the week of May 11-17 after going 13 for 23 (.565) with nine runs scored in six games...batted .370 with eight home runs and 29 RBI in 28 games in May...homed in all four games of a four-game series at Hickory July 4-7...that included a pair of two-homer games July 5 and 7...went 8 for 14 (.571) with six runs, one double, six home runs and 11 RBI during the series...hit his 23rd home run of the season July 27 at Lexington, lifting his overall batting average to .316...then went homerless over his final 30 games, hitting .174 over that stretch...that included a 0 for 26 streak from July 30 to Aug. 12...had surgery to remove his left hamate performed by Dr. Thomas Graham in Baltimore, Oct. 8.

**2008**—Batted .278 with 10 home runs and 38 RBI in 70 games with Vermont of the Short-Season Single-A New York-Penn League...set club records and led the league with 63 walks and a .444 on-base percentage...also topped the league in intentional walks (4) and caught stealing (9) and was fifth in at bats per home run (22.70)...led the Lake Monsters in batting, on-base percentage, slugging (.463), runs (42), home runs and walks and tied for the team-lead in hits (63)...was named to the Topps Short-Season/Rookie All-Star Team and the *Baseball America* Short-Season All-Star Team...was rated as the fourth-best prospect in the NYP League by *Baseball America* and the Nationals number six prospect...batted .328 against left-handed pitching compared to .260 against right-handers...had a .518 on-base

percentage against lefties...hit .318 with a .520 on-base percentage at home...batted .381 with five of his 10 home runs and 15 of his 38 RBI in the first inning...had a .349 batting average when leading off an inning...appeared in 47 games at catcher and tossed out 23 of 49 (46.9%) attempted base stealers, which was the best percentage in the NYP League...also led league catchers with 10 errors...saw his most action with 35 games hitting clean-up...was named to the NYP League Midseason All-Star Team...went 3 for 4 with a home run, three RBI and five walks in an 18-inning, 5-4 win over Lowell July 28...his best month of the season was July when he batted .349 with five home runs, 17 RBI, 21 walks and a .491 on-base percentage in 25 games...was named NYP League Batter of the Week for the week of July 28 to August 3 after batting .476 (10 for 21) with five runs, one double, three home runs, seven RBI, 13 walks and two hit by pitches (.694 on-base percentage).

**2007**—Began his professional career with the Nationals affiliate in the Gulf Coast League (Rookie) and hit .203 with four home runs and 15 RBI in 37 games...12 of his 25 hits were for extra bases as he also collected six doubles and a career-high two triples...appeared in 22 games at designated hitter, 14 at catcher and one at first base...tossed out 5 of 21 (23.8%) attempted base stealers...went 2 for 4 with two doubles and a RBI in his professional debut June 29 against the Dodgers...hit his first home run July 24 at the Dodgers.

## PERSONAL/MISCELLANEOUS

Derek R. Norris was originally signed by Washington scout Ryan Fox...is a 2007 graduate of Goddard (KS) High...in 2007, was Kansas Gatorade Baseball Player of the Year...also earned spot on Louisville Slugger All-American team as a senior...began catching as a senior in high school...had played third base prior...signed a Letter of Intent to play baseball at Wichita (KS) State before being drafted.

## LIFETIME PLAYING RECORD

Year	Club	AVG.	G	AB	R	H	2B	3B	HR	RBI	SH	SF	HP	BB	SO	SB	CS	SLG	OBP	E
2007	GCL Nationals	.203	37	123	16	25	6	2	4	15	0	1	2	25	38	2	1	.382	.344	6
2008	Vermont	.278	70	227	42	63	12	0	10	38	0	4	8	63	56	11	9	.463	.444	10
2009	Hagerstown	.286	126	437	78	125	30	0	23	84	0	5	8	90	116	6	3	.513	.413	18
2010	Potomac	.235	94	298	67	70	19	0	12	49	0	4	8	89	94	6	3	.419	.419	7
2011	Harrisburg	.210	104	334	75	70	17	1	20	46	3	2	7	77	117	13	4	.446	.367	8
<b>Minor League Totals</b>		<b>.249</b>	<b>431</b>	<b>1419</b>	<b>278</b>	<b>353</b>	<b>84</b>	<b>3</b>	<b>69</b>	<b>232</b>	<b>3</b>	<b>16</b>	<b>33</b>	<b>344</b>	<b>421</b>	<b>38</b>	<b>20</b>	<b>.458</b>	<b>.403</b>	<b>49</b>

## CAREER TRANSACTIONS

**2007** — Selected by the Washington Nationals organization in the 4th round of the First-Year Player Draft. **2011** — Traded to the Oakland Athletics with pitchers A.J. Cole, Tommy Milone and Brad Peacock for pitchers Gio Gonzalez and Rob Gilliam, December 23.

## LONGEST WINNING STREAKS BY OAKLAND A'S PITCHERS

13	Jim Hunter	June 2 to September 5, 1973	9	Barry Zito	May 5 to June 22, 2002
11	Mark Mulder	May 9 to July 18, 2004	9	Barry Zito	August 20 to October 7, 2001
10	Dan Haren	April 18 to July 1, 2007	9	Tim Hudson	April 25 to July 2, 2000
10	Barry Zito	August 13, 2002 to April 8, 2003	9	T.J. Mathews	June 27, 1998 to May 15, 1999
10	Bob Welch	May 11 to June 30, 1990	9	Mike Moore	September 5, 1991 to April 28, 1992
10	Storm Davis	July 8 to September 5, 1988	9	Dave Stewart	September 19, 1988 to May 5, 1989
10	Vida Blue	April 9 to May 23, 1971	9	Rick Langford	July 5 to August 15, 1980
9	Dan Haren	May 31 to August 7, 2005	9	Paul Lindblad	April 11 to September 6, 1975
9	Tim Hudson	August 3, 2002 to April 1, 2003	9	Chuck Dobson	May 12 to July 20, 1971

## RYAN ORTIZ

71



## CATCHER

**Height/Weight:** 6-3 / 200**Bats/Throws:** Right / Right**Birthdate:** September 29, 1987**Opening Day Age:** 24**Birthplace/Resides:** San Pedro, California / San Diego, California**Major League Service:** None**Obtained:** Selected in the 6th round of the 2009 First-Year Player Draft**Contract Status:** First year of a one-year contract through 2012.

## CAREER HIGHLIGHTS

Was originally selected by the A's in the sixth round of the 2009 draft...is a .272 career minor league hitter with 18 home runs and 94 RBI in 181 games...also has 104 walks and 16 hit-by-pitches for a .393 on-base percentage...has been successful in all eight of his stolen base attempts...has tossed out 62 of 213 (29.1%) attempted base stealers...played for Phoenix in the Arizona Fall League in 2011, hitting .310 with two home runs and 12 RBI in 15 games.

## 2011 HIGHLIGHTS

Began the season on the disabled list recovering from labrum surgery on his right shoulder...was reinstated May 22 and batted .340 in 28 games with Single-A Stockton...was transferred to Double-A Midland June 30 and hit .237 in 47 games with the Rockhounds...combined for a .277 batting average, six home runs and 35 RBI in 75 games overall...had career-highs in games, at bats (249), runs (36), hits (69), walks (42), hit by pitches (9), on-base percentage (.396), stolen bases (4) and strikeouts (62) and matched his highs in batting and RBI...hit .307 (23-for-75) against left-handed pitching compared to .264 (46-for-174) against right-handers...had a .366 average with runners in scoring position...batted .230 with the bases empty, .336 with runners on base...hit .308 with three of his six home runs from the seventh inning on...appeared in 68 games at catcher...tossed out 15 of 71 (21.1%) attempted base stealers...also batted .200 in seven games at designated hitter...hit exclusively in the fourth through sixth spots in the order with Stockton and the seven through nine spots with Midland...played for Phoenix in the Arizona Fall League following the season and hit .310 with two home runs and 12 RBI in 15 games...added 13 walks for a .448 on-base percentage...had two home runs and five RBI Nov. 16 against Salt River.

**STOCKTON:** Hit .462 with runners in scoring position with Stockton...batted .262 over his first 13 games with the Ports through June 6...then went 22-for-55 (.400) with three home runs and 16 RBI over his final 15 contests...had four three-hit games for the season, all with Stockton (May 27 at Visalia, June 2 against Bakersfield, June 14 against High Desert and June 26 at San Jose)...went 3-for-5 with a double, home run and a season-high four RBI June 26 at San Jose...drove in a run and hit safely in each of his final six games with Stockton (11-for-24, .440, 11 RBI).

**MIDLAND:** Hit safely in each of his first three games with Midland for a season-best nine-game hitting streak overall...went 16-for-35 (.457) with three doubles, three home runs and 14 RBI during the streak...reached base safely via hit or walk in each of his first 18 games from July 1 to 27...hit .333 (19-for-57) with 10 walks and a .466 on-base percentage over that span...had a 24-game reaching base streak overall...then went 17-for-95 (.179) over his final 29 games...hit his sixth and final home run of the season July 10 at Springfield...finished the year with a 40-game homerless streak...went 4-for-33 (.121) over an 11-game span from Aug. 13 to 28.

## CAREER

**2010**—Spent the entire season with Single-A Stockton but appeared in just 54 games before going on the disabled list Aug. 4 with a right shoulder strain...missed the remainder of the season...batted .277 with eight home runs and 35 RBI in 58 games with the Ports...established career-highs in average, home runs, RBI and slugging percentage (.479) and matched his highs in doubles (12) and triples (1)...



added 36 walks for a .394 on-base percentage...hit .319 against left-handed pitching compared to .262 against right-handers...batted .339 with runners in scoring position...had a .211 batting average in April but then hit .324 in May and .343 in June before slipping to .204 in July...hit four of his eight home runs in 19 games in June...batted .319 with five of his home runs and 17 of his 35 RBI in the seventh inning or later...hit .341 with a .453 on-base percentage when leading off an inning...appeared in 54 games at catcher...tossed out 30 of 94 (31.9%) attempted base stealers...led California League catchers with eight errors...also appeared in three games at first base and went 1-for-4 (.250) in one game at designated hitter...hit in each of the bottom five spots in the order, including 22 games in both the eight and nine spots...homered in back-to-back games May 12 against Modesto and May 15 at High Desert, the first of three times in which he homered in two straight contests...had a season-high tying six-game hitting streak from June 3 to 10, during which he went 11-for-20 (.550) with seven runs, four doubles, two home runs and four RBI...drew a season-high four walks July 1 at Visalia.

**2009**—Made his professional debut with Vancouver of the Short-Season Single-A Northwest League...hit .258 with one home run and 24 RBI in 48 games...established a career-high with 12 doubles...walked 26 times and was hit by a pitch six times for a .388 on-base percentage...led the Canadians in slugging percentage (.430) and tied for the team-lead in home runs...hit .306 against left-handed pitching but slugged all four of his home runs against right-handers...batted .197 over his first 22 games, .313 over his final 26 contests...led NWL catchers in games (44), total chances (367), putouts (337) and passed balls (13)...tossed out 17 of 48 (35.4%) attempted base stealers, which was the second best percentage in the league...saw his most action batting fifth (12 games) and sixth (12)...doubled June 26 at Tri-Cities for his first professional hit...hit two home runs July 16 at Everett, the first two home runs of his career.

## PERSONAL/MISCELLANEOUS

Ryan Randal Ortiz was originally signed by A's scout Jim Coffman...graduated from St. Augustine High School (San Diego, CA)...attended Oregon State University...was a two-time All Pac-10 selection...had a .348 batting average in 115 career games with the Beavers.

## LIFETIME PLAYING RECORD

Year	Club	AVG.	G	AB	R	H	2B	3B	HR	RBI	SH	SF	HP	BB	SO	SB	CS	SLG	OBP	E
2009	Vancouver	.258	48	151	25	39	12	1	4	24	0	0	6	26	29	3	0	.430	.388	5
2010	Stockton	.277	58	188	35	52	12	1	8	35	1	1	1	36	47	1	0	.479	.394	8
2011	Stockton	.340	28	97	17	33	5	0	4	21	0	2	1	21	22	2	0	.515	.455	5
	Midland	.237	47	152	19	36	4	0	2	14	1	1	8	21	40	2	0	.303	.357	9
<b>Minor League Totals</b>		<b>.272</b>	<b>181</b>	<b>588</b>	<b>96</b>	<b>160</b>	<b>33</b>	<b>2</b>	<b>18</b>	<b>94</b>	<b>2</b>	<b>4</b>	<b>16</b>	<b>104</b>	<b>138</b>	<b>8</b>	<b>0</b>	<b>.427</b>	<b>.393</b>	<b>27</b>

## CAREER TRANSACTIONS

**2009** — Selected by the Oakland Athletics organization in the 6th round of the First-Year Player Draft.

**RIGHT-HANDED PITCHER****Height/Weight:** 6-1 / 195**Bats/Throws:** Right / Right**Birthdate:** November 24, 1988**Opening Day Age:** 23**Birthplace/Resides:** Fort Wayne, Indiana / Bluffton, Indiana**Major League Service:** 10 days**Obtained:** Acquired from the Arizona Diamondbacks with pitcher Ryan Cook and outfielder Collin Cowgill for pitchers Trevor Cahill and Craig Breslow and cash considerations, December 9, 2011**Contract Status:** First year of a one-year contract through 2012.**CAREER HIGHLIGHTS**

Was acquired by the A's from Arizona in a five-player trade following the 2011 season...was rated as the Diamondbacks' top prospect by *Baseball America* in three consecutive seasons from 2009-11 prior to being listed as number four entering the 2012 season...is listed as the A's top prospect by the magazine for 2012...missed the entire 2010 season following Tommy John surgery Oct. 28, 2009...is 28-19 with a 3.49 ERA (134 er in 345.2 ip) in 70 starts over three seasons in the minors...has yielded just 17 home runs, an average of 0.44 per nine innings...made his Major League debut with Arizona in 2011...pitched in the All-Star Futures Game in 2009...was named to Midseason All-Star Teams with Mobile (Southern League, 2009) and South Bend (Midwest, 2008).

**2011 HIGHLIGHTS**

Spent the entire season at Double-A Mobile, earning a promotion to Arizona after the BayBears won the Southern League Championship...was selected by the Diamondbacks Sept. 19 and made one regular season start in his Major League debut...faced Los Angeles (NL) Sept. 27 and had a no decision in Arizona's 7-6, 10-inning win...tossed 5.2 shutout innings, yielded just four hits, walked a batter and struck out one...retired the first seven batters he faced, including a strikeout of Jerry Sands with one out in the first inning, his first big league strikeout...left the game with no score...the Dodgers scored five times in the 10th but Arizona came back with six in the bottom of the inning for the win...also made one postseason appearance in the NLDS against Milwaukee, a relief outing in Game 4...entered the game in the sixth inning with the Diamondbacks leading 7-3 and allowed a run on two hits and a walk in 0.1 innings...was rated as Arizona's fourth-best prospect by *Baseball America* following the season...was also rated as having the best slider in the organization...was later tabbed by as the A's number one prospect following the trade.

**MOBILE:** Was 11-8 with a 3.79 ERA in 26 starts for Mobile...tied for second in the Southern League in wins, ranked third in opponents batting average (.236) and fifth in ERA...tied for the league lead in balks (3)...was third in the Diamondbacks farm system in wins, fifth in strikeouts (112) and 10th in ERA...had career highs in starts, innings pitched (130.2), losses (8), runs (61), earned runs (55) and walks (55)...his opponents batting average included a .209 (58-for-277) mark against right-handed hitters, compared to .274 (54-for-197) and five of his seven home runs against left-handers...allowed a .188 average to hitters leading off an inning...went 5-6 with a 4.87 ERA before the All-Star Break but was 6-2 with a 2.84 ERA after the break...as a hitter, he went 9-for-32 (.281) with a walk and three strikeouts...the BayBears were 15-11 (.577) in his starting assignments...allowed one run or fewer in 13 of his 26 starts...however, tossed more than 6.0 innings just once...walked two batters or fewer 15 times...his start April 11 at Carolina was his first since July 30, 2009...allowed a season-high eight runs in 3.2 innings for the loss...allowed seven runs in 3.1 innings in his second start April 17 against Mississippi...then went 3-0 with a 2.14 ERA over his next four starts from April 22 to May 10...surrendered a season-high three home runs May 20 at Tennessee...that gave him seven home runs over his first eight starts...did not yield another home run the rest of the way, a span of 18 starts, 94.2 innings pitched and 384 batters faced...did not allow a run or walk a batter in back-to-back starts May 31 at Mississippi (5.0 ip, 3 h) and June 5 against Huntsville (5.0 ip, 2 h)...issued a season-high six walks in 4.2 innings, June 16 against Montgomery...went 4-0 with a 1.93 ERA in six starts in July...the four-game winning streak was his longest of the season...struck out a season-high eight batters July 18 at Chattanooga and July 30 at Mississippi...tossed a season-high 6.2 innings in the latter contest...allowed

one run or fewer in four of his last five regular season starts (2-1, 3.00 ERA)...then went 1-0 with a 1.50 ERA (12.0 ip, 9 h, 2 r, 2 er, 3 bb, 12 so, 1 hr) in two postseason starts.

## CAREER

**2010**—Missed the entire season after undergoing Tommy John surgery performed by Dr. James Andrews Oct. 28, 2009...rated by *Baseball America* as the D-backs' top prospect and the 33rd-best in baseball despite his injury...was also rated as having the best fastball and slider...spent most of the season in Tucson, Ariz. in the organization's extended spring camp prior to joining Double-A Mobile in June to continue his rehab process...saw his first game action in over a year while participating in the D-backs' instructional league camp in Tucson in September and October...reached 97 mph while pitching 2.0 innings against a Rockies instructional league team on Oct. 7 at Chase Field, coming into the game after Brandon Webb pitched 2.0 innings while on injury rehab.

**2009**—Entered the season rated by *Baseball America* as the 29th-best prospect in baseball and the No. 6 prospect among right-handed starters...also rated as having the best fastball and breaking pitch in the Southern League...started the season with Single-A Visalia...made four starts, allowing just two earned runs in 19.0 innings while limiting opponents to a .179 average...tied for the California League lead with a 0.95 ERA during the month of April...promoted to Double-A Mobile April 27...named the organization's Pitcher of the Month for June after going 1-1 with a 2.70 ERA, 19 strikeouts and a .212 opponents average...named to the Southern League Midseason All-Star team...also named to the All-Star Futures Game...owned a 2.61 ERA with 33 strikeouts over seven road starts...was on the disabled list from June 14-23 with a right wrist contusion...made his final start of the 2009 campaign July 30 before being shut down for the remainder of the season with a strained right elbow.

**2008**—Finished second among Single-A South Bend pitchers with 12 wins and 117 strikeouts and third with 117.2 innings pitched...had career-highs in wins and strikeouts...named to the Midwest League Midseason All-Star team...made his professional debut April 11 at Quad Cities...earned victories in four straight starts from April 28-May 15, posting a 1.64 ERA with 17 strikeouts...collected a season-high 10 strikeouts Aug. 6 vs. Lancaster...was ninth in the Midwest League with a 2.00 ERA in August.

## PERSONAL/MISCELLANEOUS

Jarrod B. Parker...graduated from Norwell High School (Ossian, IN)...in 2007, was named Indiana Mr. Baseball, Louisville Slugger State High School Baseball Player of the Year and Gatorade Player of the Year...earned Northeast Hoosier Conference first-team honors in 2006...selected to the United States Junior National Team that played in and won the World Championships in Cuba in 2006.

## LIFETIME PITCHING RECORD

Year	Club	W	L	ERA	G	GS	CG	SHO	SV	IP	H	R	ER	HR	HB	BB	IBB	SO	WP	BK
2008	South Bend	12	5	3.44	24	24	0	0	0	117.2	113	56	45	8	7	33	0	117	8	0
2009	Visalia	1	0	0.95	4	4	0	0	0	19.0	12	2	2	0	0	4	0	21	4	0
	Mobile	4	6	3.68	16	16	0	0	0	78.1	82	35	32	2	7	34	0	74	9	0
2010	Mobile	(Injured — did not pitch)																		
2011	Mobile	11	8	3.79	26	26	0	0	0	130.2	112	61	55	7	11	55	0	112	8	3
	ARIZONA	0	0	0.00	1	1	0	0	0	5.2	4	0	0	0	0	1	0	1	0	0
<b>ML Totals</b>		<b>0</b>	<b>0</b>	<b>0.00</b>	<b>1</b>	<b>1</b>	<b>0</b>	<b>0</b>	<b>0</b>	<b>5.2</b>	<b>4</b>	<b>0</b>	<b>0</b>	<b>0</b>	<b>0</b>	<b>1</b>	<b>0</b>	<b>1</b>	<b>0</b>	<b>0</b>
<b>Minor League Totals</b>		<b>28</b>	<b>19</b>	<b>3.49</b>	<b>70</b>	<b>70</b>	<b>0</b>	<b>0</b>	<b>0</b>	<b>345.2</b>	<b>319</b>	<b>154</b>	<b>134</b>	<b>17</b>	<b>25</b>	<b>126</b>	<b>0</b>	<b>324</b>	<b>29</b>	<b>3</b>

## CAREER TRANSACTIONS

**2007** — Selected by the Arizona Diamondbacks organization in the 1st round (ninth selection overall) of the First-Year Player Draft. **2011** — Traded to the Oakland Athletics with pitcher Ryan Cook and outfielder Collin Cowgill for pitchers Trevor Cahill and Craig Breslow and cash considerations, December 9.

## DIVISION SERIES RECORD

Year	Club/Opp	W	L	ERA	G	GS	CG	SHO	SV	IP	H	R	ER	HR	HB	BB	IBB	SO	WP	BK
2011	ARI vs. MIL	0	0	27.00	1	0	0	0	0	0.1	2	1	1	0	0	1	0	0	0	0

## VS. THE NATIONAL LEAGUE

2011		CAREER												
ERA	W	L	S	G	IP	ER	vs. TEAM	ERA	W	L	S	G	IP	ER
0.00	0	0	0	1	5.2	0	Los Angeles	0.00	0	0	0	1	5.2	0

## MONTHLY BREAKDOWN

2011		CAREER												
ERA	W	L	S	G	IP	ER	by MONTH	ERA	W	L	S	G	IP	ER
0.00	0	0	0	1	5.2	0	September	0.00	0	0	0	1	5.2	0

## PITCHING BREAKDOWN

2011		CAREER												
ERA	W	L	S	G	IP	ER	by CATEGORY	ERA	W	L	S	G	IP	ER
0.00	0	0	0	1	5.2	0	Home	0.00	0	0	0	1	5.2	0
—	0	0	0	0	0.0	0	Road	—	0	0	0	0	0.0	0
—	0	0	0	0	0.0	0	Day	—	0	0	0	0	0.0	0
0.00	0	0	0	1	5.2	0	Night	0.00	0	0	0	1	5.2	0
—	0	0	0	0	0.0	0	Pre-ASG	—	0	0	0	0	0.0	0
0.00	0	0	0	1	5.2	0	Post-ASG	0.00	0	0	0	1	5.2	0
0.00	0	0	0	1	5.2	0	Starter	0.00	0	0	0	1	5.2	0
—	0	0	0	0	0.0	0	Reliever	—	0	0	0	0	0.0	0

## BALLPARK BREAKDOWN

	ERA	W	L	S	G	IP	ER
Chase Field	0.00	0	0	0	1	5.2	0

## FIELDING STATISTICS

Pitcher		Pct.	G	PO	A	E	TC	DP
2011	1.000	1	0	1	0	1	0	0
<b>Totals</b>	<b>1.000</b>	<b>1</b>	<b>0</b>	<b>1</b>	<b>0</b>	<b>1</b>	<b>0</b>	<b>0</b>

## PARKER'S CAREER BESTS

**Low Hit Complete Game:** None  
**Innings Pitched:** 5.2, September 27, 2011 vs. Los Angeles (NL)  
**Strikeouts:** 1, September 27, 2011 vs. Los Angeles (NL)  
**Longest Winning Streak:** None  
**Longest Losing Streak:** None  
**Longest Scoreless Streak:** 5.2, September 27, 2011 to present

## PARKER'S 2011 STARTS

Date	Opponent	Score	Dec	ERA	IP	H	R	ER	BB	SO	HR	#PIT
Sept. 27	Los Angeles (NL)	7-6 (10)	—	0.00	5.2	4	0	0	1	1	0	73

## ROOKIE RULE

The Baseball Writers Association of America considers a player a rookie unless during the previous season or seasons he has (a) exceeded 130 at-bats or 50 innings pitched in the major leagues; or (b) accumulated more than 45 days on the active roster of a major league club (excluding military service), during the 25-player limit. The 25-player limit is in effect from Opening Day until August 31.

There are 16 rookies on the A's 40-man roster: Andrew Carignan, Chris Carter, Ryan Cook, Collin Cowgill, Josh Donaldson, Sean Doolittle, Pedro Figueroa, Graham Godfrey, Tommy Milone, Jermaine Mitchell, Derek Norris, Jarrod Parker, Brad Peacock, Anthony Recker, Michael Taylor and Neil Wagner.

**RIGHT-HANDED PITCHER****Height/Weight:** 6-1 / 175**Bats/Throws:** Right / Right**Birthdate:** February 2, 1988**Opening Day Age:** 24**Birthplace/Resides:** Palm Beach, Florida / West Palm Beach, Florida**Major League Service:** 23 days**Obtained:** Acquired from the Washington Nationals with pitcher Tommy Milone, catcher Derek Norris and minor league pitcher A.J. Cole for pitcher Gio Gonzalez and minor league pitcher Rob Gilliam, December 23, 2011**Contract Status:** First year of a one-year contract through 2012.**CAREER HIGHLIGHTS**

Was one of four players acquired by the A's from Washington in the Gio Gonzalez trade following the 2011 season...posted a 34-38 record and 3.93 ERA (255 er in 584.1 ip) in 113 games, 101 starts, in five seasons in the Nationals' farm system...has 325 strikeouts in 288.2 minor league innings over the last two seasons (10.13 per nine innings)...made his Major League debut last September, going 2-0 with a 0.75 ERA in three games, two starts...was rated as the Nationals' third-best prospect by *Baseball America* after the 2011 season after being ranked 10th the previous season...was also listed as the A's number two prospect...was Washington's Minor League Pitcher of the Year, Eastern League Pitcher of the Year and a *Baseball America* Minor League All-Star in 2011...represented the Nationals in the 2011 Futures Game at Chase Field in Phoenix...led Washington's farm system with 148 strikeouts in 2010...was originally a 41st-round pick of the Nationals in 2006 and signed as a "draft and follow" just prior to the 2007 Draft.

**2011 HIGHLIGHTS**

Was named Washington's Minor League Pitcher of the Year and Eastern League Pitcher of the Year to earn a September call-up with the Nationals...went 2-0 with a 0.75 ERA in three games, two starts, in his Major League debut...held the opposition to a .167 batting average but issued six walks in 12.0 innings...his debut came in relief Sept. 6 against Los Angeles (1.1 ip, 4 h, 1 r, 1 er, 1 bb, 0 so)...entered the game in the sixth inning with a 3-0 lead and runners on first and second with one out...allowed both of the runs to score plus one of his own for the blown save...did not allow a run in either of his two starts for a season-ending 11.1-inning scoreless streak...his first start came Sept. 14 at New York (NL) when he combined on a four-hit, 2-0 shutout for his first ML win...tossed 5.0 innings, allowed two hits and fanned Josh Satin to leadoff the third inning for his first strikeout...also won his second start Sept. 22 at Philadelphia, tossing 5.2 shutout innings in a 6-1 Nationals win...became the first pitcher to earn the win in the first two starts of his career, both on the road, and not allow a run while doing so since Vaughn Eshelman did it for Boston in 1995...was named the Nationals' number three prospect by *Baseball America* following the season and the A's number two prospect following the trade.

**MINORS:** Combined to go 15-3 with a 2.39 ERA and .188 opponents batting average in 25 games, 23 starts, with Double-A Harrisburg and Triple-A Syracuse...struck out 177 batters in 146.2 innings, an average of 10.86 per nine innings...walked 47 for a strikeout to walk ratio of 3.77...surrendered just nine home runs (0.55 per nine innings)...tied for second in Minor League Baseball in wins and ranked seventh in strikeouts...had the fourth lowest opponents batting average among full season minor leaguers and ranked 11th in ERA...was named to the *Baseball America* Minor League All-Star Team...had minor league career-highs in wins and strikeouts...his .188 opponents batting average broke down to .163 (42 for 257) against left-handed hitters compared to .211 (56 for 265) against right-handers...yielded a .184 batting average and .243 on-base percentage to batters leading off an inning...seven of the nine home runs he allowed were solo shots...was a perfect 10-0 with a 2.45 ERA in 13 games, 12 starts, on the road...posted a 1.66 ERA over the first four innings of a game, 3.86 after that...his teams were 18-5 (.783) in his starting assignments...tossed six or more innings in 12 of his 23 starts, allowed two runs or fewer 17 times and walked two batters or fewer 17 times...had five starts where he yielded just one hit...began the season at Harrisburg where he went 10-2 with a 2.01 ERA in 16 games, 14 starts...tied for fifth in the Eastern League in wins and was named to the league's Midseason and Postseason All-Star teams...was also named to the Topps and *Baseball America* Double-A All-Star team...lost his first outing of the season, a relief appearance April 11 against New Britain...then compiled a seven-game

winning streak...posted a 1.97 ERA during the streak, which spanned eight starts from April 17 to May 25...was named Eastern League Pitcher of the Week twice during the streak...the first time was for the week of April 18-24 after tossing a season-high 7.1 shutout innings (3 h, 0 bb, 9 so) in a 3-2 win over Trenton April 22...was honored the second time for the week of May 9-15 after striking out a season-high 14 in a 5-2 win at Richmond May 13 (7.0 ip, 5 h, 1 r, 1 er, 1 bb)...fanned 10 batters in 6.0 innings in his next start, a 7-2 win at Binghamton May 21...allowed just one hit in the game, a solo home run...had his winning streak snapped June 12 against Akron, despite striking out 10 batters in 6.1 innings...tossed his lone complete game of the season June 18 at Altoona, a seven-inning four-hitter in a 6-3 win (1 bb, 7 so)...did not allow a run in back-to-back starts June 24 against Altoona (6.2 ip) and June 28 at Richmond (5.2 ip)...then allowed one unearned run in 6.0 innings in his final Double-A start July 4 against Erie...was selected to pitch in the Futures Game and tossed 1.0 scoreless innings in the contest July 10 at Chase Field as part of MLB's All-Star celebration...was transferred to Triple-A Syracuse July 14 and went 5-1 with a 3.19 ERA in nine starts with the Chiefs...was the losing pitcher in his first start, allowing a season-high seven runs in 4.1 innings against Lehigh Valley July 16...then went 5-0 with a 2.06 ERA over his final eight starts...allowed one hit in back-to-back starts July 27 against Colorado Springs (7.0 ip) and Aug. 2 at Toledo (4.0 ip)...tossed 7.0 shutout innings and allowed just one hit Aug. 18 against Gwinnett but walked a season-high tying five batters and had a no decision in a 1-0 loss.

## CAREER

**2010**—Pitched for two different teams in the Nationals farm system for the third consecutive season and combined for a 6-11 record and a 4.50 ERA in 26 games, 25 starts, with Single-A Potomac and Double-A Harrisburg...led Washington's farm system with 148 strikeouts...118 of those came with Potomac, which tied for second in the Carolina League...his 25 starts were a career-high...averaged 9.38 strikeouts per nine innings and, with 47 walks, had a strikeout to walk ratio of 3.15...allowed a .259 opponents batting average, which included a .238 mark against right-handed hitters compared to .286 against left-handers...opponents hit .231 with the bases empty, .301 with runners on...yielded a .348 average with runners in scoring position and two outs...his teams were 10-15 (.400) in his starting assignments...tossed six or more innings in seven of his 25 starts, allowed two runs or fewer 11 times and walked two batters or fewer 15 times...was rated as the Nationals 10th-best prospect by *Baseball America* following the season...began the season at Potomac and went 4-9 with a 4.44 ERA in 19 games, 18 starts...was 4-5 with a 3.65 ERA in 13 games at home compared to 0-4 with a 6.44 ERA in six starts on the road...allowed just two first inning runs in his 18 starts (1.00 ERA)...surrendered at least one home run in each of his first five starts (six home runs total), going 0-3 with a 5.61 ERA over that stretch...including April 20 against Frederick when he struck out a season-high 10 batters in 5.0 innings...snapped his season-opening losing streak by combining on a seven-hit shutout in a 4-0 win over Myrtle Beach...tossed 6.0 innings and allowed four of the hits...allowed a season-high 11 hits in 5.1 innings in his only relief appearance, May 11 against Winston Salem...took the loss in that game to begin a five-game losing streak (4.89 ERA)...was 1-8 with a 4.74 ERA over his first 13 games, 12 starts...then went 3-1 with a 2.03 ERA over his next four starts...including July 5 against Wilmington when he tossed a nine-inning complete game shutout...allowed just five hits and walked one while striking out four to earn Carolina League Pitcher of the Week honors for the week of July 5-11...allowed six runs in 2.2 innings in his final start with Potomac July 23 at Winston-Salem...was transferred to Harrisburg July 26, where he posted a 2-2 record and 4.66 ERA in seven starts...walked three or more batters in each of his starts, issuing 22 free passes in 38.2 innings (5.12 per nine innings)...tossed 7.0 shutout innings in his first start July 28 at New Hampshire but had a no decision in the Senators 1-0 loss in 11 innings...yielded a season-high seven runs in 4.1 innings Aug. 10 against Binghamton...tossed 7.0 shutout innings and allowed just one hit Aug. 17 against Erie but had another no decision in a 4-3, 10-inning loss...made one relief appearance during the Eastern League playoffs and tossed 2.0 scoreless innings without allowing a hit (1 bb, 3 so)...pitched for Scottsdale in the Arizona Fall League and was 0-0 with a 4.50 ERA in nine relief appearances...struck out 17 and walked just three in 12.0 innings.

**2009**—Combined for an 8-11 record and a 4.14 ERA in 27 games, 24 starts, with Washington's two Single-A affiliates at Hagerstown and Potomac...had minor league career-highs in games and innings pitched (147.2)...allowed a .266 opponents batting average, including .247 against left-handed hitters and .282 against right-handers...opponents hit .219 when leading off an inning but he allowed a .300 average with runners in scoring position...his teams were 11-13 (.458) in his starting assignments...tossed six or more innings in 11 of his 24 starts, allowed two runs or fewer 11 times and walked two batters or fewer 21 times...began the season with Hagerstown and went 0-4 with a 4.50 ERA over his

first eight starts...picked up his first win May 30 at Hickory...allowed a season-high seven runs in 5.0 innings in an 8-1 loss at Greensboro July 8...then went 3-0 with a 1.69 ERA over his final three starts before being promoted to Potomac July 29...went 3-3 with a 4.34 ERA in eight games, seven starts, with the Nationals...struck out a season-high nine batters in 5.2 innings in his first start, July 29 against Myrtle Beach...tossed a season-high 8.0 innings Aug. 25 at Myrtle Beach and allowed just one run on three hits for the win.

**2008**—Began the season at Single-A Hagerstown and went 0-5 with a 9.09 ERA in eight starts before he was sent back to extended spring training May 19...joined Vermont of the New York-Penn League (Rookie) when its season began in mid-June and went 4-8 with a 3.12 ERA in 14 starts for the Lake Monsters...was 4-12 with a 4.97 ERA in 22 starts overall...the losses were a career-high as were his two complete games...allowed a .251 opponents batting average, which included a .225 mark against right-handed hitters and .284 against left-handers...yielded a .324 average with runners in scoring position at Hagerstown but that dropped to .238 with Vermont...after going 0-5 with Hagerstown, he won his first start with Vermont June 17...went 3-1 with a 2.36 ERA over his first six starts with the Lake Monsters...capped that stretch with his first complete game, a seven-inning four-hitter in a 4-1 win at Oneonta July 21 (1 r, 0 er, 0 bb, 4 so)...then lost each of his next five decisions (4.88 ERA)...snapped the losing streak with his second complete game, a seven-inning seven-hitter in a 5-3 win at Oneonta Sept. 1 (3 r, 2 er, 2 bb, 4 so).

**2007**—Made his professional debut with the Nationals affiliate in the Gulf Coast Rookie League and was 1-1 with a 3.89 ERA in 13 games, seven starts...surrendered just one home run in 39.1 innings...allowed a .242 opponents batting average, which broke down to .228 against right-handed hitters and .279 against left-handers...opponents hit .194 when leading off an inning...was 1-0 with a 4.70 ERA in his six relief appearances compared to 0-1 with a 3.38 ERA in seven starts...made his professional debut in relief June 20 at the Cardinals affiliate (2.0 ip, 1 h, 1 r)...his first start was a no decision in a 8-5 loss to the Marlins (4.0 ip, 3 h, 2 bb, 5 so)...his first win came in relief Aug. 8 against the Dodgers when he tossed 3.0 scoreless innings (1 h, 2 bb, 3 so).

## PERSONAL/MISCELLANEOUS

Bradley J. Peacock was originally signed by Washington scout Tony Arango...graduated from Palm Beach (FL) Central High in 2006...played collegiately at Palm Beach (FL) Community College (currently known as Palm Beach State College)...signed with the Nationals in June 2007 as a “draft and follow” (was drafted by Washington in June of ‘06)...was a shortstop in high school but signed professionally as a pitcher after going 8-2 with 82 strikeouts in 75 innings with the PBCC Panthers.

## LIFETIME PITCHING RECORD

Year	Club	W	L	ERA	G	GS	CG	SHO	SV	IP	H	R	ER	HR	HB	BB	IBB	SO	WP	BK
2007	GCL Nationals	1	1	3.89	13	7	0	0	0	39.1	38	23	17	1	2	15	0	34	5	0
2008	Hagerstown	0	5	9.09	8	8	0	0	0	33.2	38	38	34	8	8	21	0	23	4	0
	Vermont	4	7	3.12	14	14	2	0	0	75.0	67	38	26	3	3	27	1	54	4	1
2009	Hagerstown	5	8	4.05	19	17	0	0	0	100.0	104	49	45	10	8	32	0	77	5	0
	Potomac	3	3	4.34	8	7	0	0	0	47.2	46	26	23	4	3	10	0	27	1	0
2010	Potomac	4	9	4.44	19	18	1	1	0	103.1	109	59	51	11	4	25	0	118	10	2
	Harrisburg	2	2	4.66	7	7	0	0	0	38.2	33	21	20	5	0	22	1	30	0	0
2011	Harrisburg	10	2	2.01	16	14	1	0	0	98.2	62	25	22	4	2	23	1	129	4	0
	Syracuse	5	1	3.19	9	9	0	0	0	48.0	36	18	17	5	2	24	0	48	4	0
	WASHINGTON	2	0	0.75	3	2	0	0	0	12.0	7	1	1	0	0	6	0	4	1	0
<b>ML Totals</b>		<b>2</b>	<b>0</b>	<b>0.75</b>	<b>3</b>	<b>2</b>	<b>0</b>	<b>0</b>	<b>0</b>	<b>12.0</b>	<b>7</b>	<b>1</b>	<b>1</b>	<b>0</b>	<b>0</b>	<b>6</b>	<b>0</b>	<b>4</b>	<b>1</b>	<b>0</b>
<b>Minor League Totals</b>		<b>34</b>	<b>38</b>	<b>3.93</b>	<b>113</b>	<b>101</b>	<b>4</b>	<b>1</b>	<b>0</b>	<b>584.1</b>	<b>533</b>	<b>297</b>	<b>255</b>	<b>51</b>	<b>32</b>	<b>199</b>	<b>3</b>	<b>540</b>	<b>37</b>	<b>3</b>

## CAREER TRANSACTIONS

**2006** — Selected by the Washington Nationals organization in the 41st round of the First-Year Player Draft. **2011** — Traded to the Oakland Athletics with pitchers A.J. Cole and Tommy Milone and catcher Derek Norris for pitchers Gio Gonzalez and Rob Gilliam, December 23.



## VS. THE NATIONAL LEAGUE

2011		CAREER												
ERA	W	L	S	G	IP	ER	vs. TEAM	ERA	W	L	S	G	IP	ER
6.75	0	0	0	1	1.1	1	Los Angeles	6.75	0	0	0	1	1.1	1
0.00	1	0	0	1	5.0	0	New York	0.00	1	0	0	1	5.0	0
0.00	1	0	0	1	5.2	0	Philadelphia	0.00	1	0	0	1	5.2	0

## MONTHLY BREAKDOWN

2011		CAREER												
ERA	W	L	S	G	IP	ER	by MONTH	ERA	W	L	S	G	IP	ER
0.75	2	0	0	3	12.0	1	September	0.75	2	0	0	3	12.0	1

## PITCHING BREAKDOWN

2011		CAREER												
ERA	W	L	S	G	IP	ER	by CATEGORY	ERA	W	L	S	G	IP	ER
6.75	0	0	0	1	1.1	1	Home	6.75	0	0	0	1	1.1	1
0.00	2	0	0	2	10.2	0	Road	0.00	2	0	0	2	10.2	0
—	0	0	0	0	0.0	0	Day	—	0	0	0	0	0.0	0
0.75	2	0	0	3	12.0	1	Night	0.75	2	0	0	3	12.0	1
—	0	0	0	0	0.0	0	Pre-ASG	—	0	0	0	0	0.0	0
0.75	2	0	0	3	12.0	1	Post-ASG	0.75	2	0	0	3	12.0	1
0.00	2	0	0	2	10.2	0	Starter	0.00	2	0	0	2	10.2	0
6.75	0	0	0	1	1.1	1	Reliever	6.75	0	0	0	1	1.1	1

## PEACOCK'S 2011 STARTS

Date	Opponent	Score	Dec	ERA*	IP	H	R	ER	BB	SO	HR	#PIT
Sept. 14	at New York (NL)	2-0	W	1.42	5.0	2	0	0	3	2	0	94
Sept. 22	at Philadelphia	6-1	W	0.75	5.2	1	0	0	2	2	0	69

\*indicates overall ERA

## BALLPARK BREAKDOWN

	ERA	W	L	S	G	IP	ER
Citi Field	0.00	1	0	0	1	5.0	0
Citizens Bank Park	0.00	1	0	0	1	5.2	0
Nationals Park	6.75	0	0	0	1	1.1	1

## FIELDING STATISTICS

Pitcher							
Year	Pct.	G	PO	A	E	TC	DP
2011	1.000	3	1	0	0	1	0
<b>Totals</b>	<b>1.000</b>	<b>3</b>	<b>1</b>	<b>0</b>	<b>0</b>	<b>1</b>	<b>0</b>

## PEACOCK'S CAREER BESTS

**Low Hit Complete Game:** None  
**Innings Pitched:** 5.2, September 22, 2011 at Philadelphia  
**Strikeouts:** 2 (twice), last: September 22, 2011 at Philadelphia  
**Longest Winning Streak:** 2, September 14, 2011 to present  
**Longest Losing Streak:** None  
**Longest Scoreless Streak:** 11.1, September 6, 2011 to present

**SHORTSTOP****Height/Weight:** 5-10 / 193**Bats/Throws:** Switch / Right**Birthdate:** June 15, 1984**Opening Day Age:** 27**Birthplace/Resides:** Corpus Christi, Texas / Missouri City, Texas**Major League Service:** 2 years, 114 days**Obtained:** Selected in the 1st round (21st selection overall) of the 2005 First-Year Player Draft**Contract Status:** First year of a one-year contract through 2012.**CAREER HIGHLIGHTS**

Has started 350 of the A's last 385 games at shortstop, dating back to July 31, 2009...is a .259 career hitter in 400 games with Oakland over the last four years...made his Major League debut in 2008, hitting .242 in 36 games...improved to .279 in 60 games in 2009, finishing the season as the A's starting shortstop following the Orlando Cabrera trade...stole 29 bases in 2010, the most by an A's infielder in 21 years...was originally selected by the A's in the first round of the 2005 draft...tied for fourth in all of minor league baseball with 93 walks in 2008...played for Team USA in the 2008 Futures Game at Yankee Stadium...led the A's farm system in runs (91) in 2007...played for Phoenix in the Arizona Fall League following the 2007 season...missed most of the 2006 season with a hamstring injury...was named the third best prospect in the A's farm system by *Baseball America* following the 2005 season.

**2011 HIGHLIGHTS**

Improved on his numbers from a year ago, as he hit .264 with eight home runs and 58 RBI in 148 games after batting .250 with six home runs and 46 RBI in 156 games in 2010...had career highs in hits (136), home runs, RBI, at-bats (515), strikeouts (104) and caught stealing (9)...matched his high in doubles (26)...led the A's in games played and sacrifice hits (8)...his .264 batting average was the highest among Oakland qualifiers, but it was the lowest mark by a team-leader in Oakland history...the previous low was .267 by Rickey Henderson in 1982...it was the lowest mark by an A's team leader since Bobby Estalella hit .259 for the 1943 Philadelphia A's...ranked fifth in the American League with a .348 batting average with runners in scoring position...that included a .286 mark before the All-Star Break and .423 after the break...grounded into just five double plays and his average of 103.0 at-bats per GDP was second best in the AL...was successful in just 14-of-23 (60.9%) stolen base attempts, which was the lowest percentage in the AL and tied for third lowest in the majors...it was the lowest mark by an Athletic since Mike Bordick went 10-for-20 (50.0%) in 1993...was batting .235 with three home runs and 23 RBI in 88 games at the All-Star Break...then hit .303 with five home runs and 35 RBI in 60 games after the break...slugged .306 before the break, .452 after the break...has hit 12 of his 18 career home runs after the break...the switch-hitter batted .270 against left-handed pitching compared to .262 against right-handers...his career numbers are .258 (94-for-365) against lefties, .260 (251-for-965) against righties...hit seven of his eight home runs off right-handed pitching...batted .237 in Oakland, .293 on the road...stole 11 of his 14 bases on the road...batted .228 with the bases empty, compared to .320 with runners on base...six of his eight home runs came with runners on (three two-run, three three-run), as have 11 of his 18 career home runs (six two-run, five three-run)...was 4-for-8 (.500) with nine RBI with the bases loaded...started games in every spot in the order except fourth and fifth...hit .285 with five home runs and 25 RBI in 77 games batting ninth...ranked second among AL number nine hitters in RBI and fourth in batting...hit .216 when leading off an inning...with 104 strikeouts and eight home runs, he is just the fifth player in Athletics history with 100 or more strikeouts and fewer than 10 home runs in a season (Green, 1966; Monday, 1968; Christenson, 1998; Hannahan, 2008)...batted .172 in interleague play after hitting .396 against the National League in 2010...committed 22 errors, which was second most among AL shortstops...his .964 fielding percentage was second lowest in the AL and the lowest by an A's shortstop since Alfredo Griffin had a .963 fielding percentage in 1987.

**OAKLAND:** Got off to a slow start, hitting .195 over his first 15 games through April 17...then hit .289 over a 49-game stretch from April 19 to June 11, including a nine-game hitting streak from May 22-30 (14-for-34, .412), which was the longest of his career at the time...batted .149 over his final 24 games before the All-Star Break beginning June 12...snapped a season-long 0-for-23 streak with a first-inning single

June 29 against Florida...finished June with a .202 batting average, but then hit .341 in July...his July average was the highest single-month mark of his career (previous: .338 in June, 2010)...had a career-high 15-game hitting streak from July 15-31...batted .418 (23-for-55) with 11 runs scored during the streak, which was the longest by an A's switch-hitter since Scott Spiezio set the record with an 18-game streak from May 21-June 9, 1998...walked in the third inning July 20 at Detroit to snap a career-long streak of 16 consecutive games without a walk...struck out in the fourth inning July 27 against Tampa Bay to snap a career-long streak of 11 games and 47 plate appearances without a strikeout...missed two games in Seattle Aug. 2-3 due to Bells palsy...left the Aug. 1 game against the Mariners in the bottom of the sixth inning due to effects of the temporary malady which causes partial facial paralysis...was diagnosed with the condition earlier that day...was successful in just 6 of his 15 (40.0%) stolen base attempts entering play Aug. 6...had the fourth two-steal game of his career that day at Tampa Bay and was successful in each of his eight stolen base attempts over his final 42 games...had a career-high-tying four RBI Aug. 25 at New York (also April 27, 2010 at Tampa Bay)...drove in 17 runs over a 13-game stretch from Aug. 25 to Sept. 6...matched his career high with four hits Sept. 1 at Cleveland (also April 27, 2010 at Tampa Bay and July 1, 2010 at Baltimore)...that lifted his batting average to a season-high .272...went 16-for-74 (.216) over his final 19 games to finish the year at .264...made his first career start batting third at Texas Sept. 11 and went 2-for-3.

## CAREER

**2010**—Hit .250 with six home runs and 46 RBI in 156 games in his first full season at the Major League level...ranked fourth in the American League with eight triples and tied for fourth with 12 sacrifice hits...led the A's in triples and tied for the team lead in sacrifice hits...the triples tied for the sixth-best single season total in Oakland history...five of the triples came at home, which tied the Coliseum record...the sacrifice hits were the most by an Athletic since A.J. Hinch had 13 in 1998...was successful in 29-of-34 (85.3%) stolen base attempts, which was the fifth-best percentage in the AL and ninth best in Oakland history (min. 20 attempts)...the 29 steals were the most by an A's infielder since 1989 when Carney Lansford had 35 of his 37 steals while playing the infield...since 1977, the only A's shortstop with more steals is Alfredo Griffin, who had 33 in 1986...tied for sixth in the AL in bunt hits (7)...led all AL fielders and ranked third in the majors with 25 errors...those were the most errors by an Oakland shortstop since Miguel Tejada had 26 in 1998...committed just five errors over his first 56 games (.981 fielding percentage) but had 20 over his final 100 contests (.958)...tied for the lead among AL shortstops in games played (156) and ranked second in total chances (739), assists (496) and double plays (100)...had the third lowest fielding percentage (.966) among AL qualifiers at shortstop...the switch-hitter batted .258 against left-handed pitching and .247 against right-handers...hit .197 with runners in scoring position and two outs and was 3-for-17 (.176) with the bases loaded...four of his six home runs came with runners on base (two three-run, two two-run)...hit three home runs over his first 21 games and three over his final 29 contests...had a career long 105-game, 353-at bat homerless streak in between (April 27-Sept. 2)...batted .229 over the first five innings, .275 with five of his six home runs in the sixth inning or later...had a .206 batting average and .253 on-base percentage when leading off an inning...batted .396 in interleague play...tied for the interleague lead with two triples and ranked sixth in batting...had the third best interleague average in Oakland history...hit just .233 against the AL...made a team-leading 107 starts batting ninth but also hit .210 with a .291 on-base percentage in 26 starts in the leadoff spot...ranked third in the AL in RBI (36) from the ninth spot in the batting order and tied for fourth in home runs (5)...hit .214 over his first 18 games through April 23...then went 16-for-47 (.340) over his next 13 games from April 24 to May 8...established career-highs with four hits and four RBI April 27 at Tampa Bay...had another four-hit game July 1 at Baltimore...had a streak of 13 consecutive stolen bases without a caught stealing from May 17 to Aug. 4...at the time, it was the longest streak by an Athletic since Rickey Henderson had 15 consecutive steals from July 22 to Aug. 19, 1998...went 11-for-92 (.120) over a 25-game stretch from May 11 to June 9...that included a career long 0-for-27 streak from May 22 to June 1...snapped the hitless streak with a second-inning bunt single June 2 at Boston...then hit .414 (41-for-99) over a 31-game stretch from June 10 to July 19, which was the second best mark in the majors over that span (Hamilton, TEX .434)...batted .338 in June...was batting .271 in 88 games through July 19 and then hit .220 over his final 68 contests, somewhat hampered by an injured left shoulder that required surgery following the season...had his second career two-steal game, Aug. 4 against Kansas City...also stole two bases Sept. 27 at Los Angeles...his home run Sept. 3 against Los Angeles was his first since April 27 at Tampa Bay, a 105-game homerless streak.

**2009**—Began the season at Triple-A Sacramento but was promoted to Oakland July 31 following the Orlando Cabrera trade...started 60 of the A's final 61 games at shortstop...was hitting .264 with three home runs, 40 RBI and 27 stolen bases in 99 games with Sacramento when the A's called and went on to bat .279 with four home runs, 21 RBI and seven stolen bases in 60 games with Oakland...the switch hitter batted .307 against right-handed pitching, .200 against left-handers...also had a .340 batting average when leading off an inning, .333 during day games and .317 on the road...did not commit an error in his first 32 games at shortstop, giving him a 35-game errorless streak dating back to 2008...that equaled the fifth longest errorless streak by a shortstop in Oakland history and was the longest since Rafael Bournival had a 41-game streak from Sept. 21, 1997 to Sept. 18, 1998...then made eight errors over his final 28 games and finished with a .971 fielding percentage...made a team-leading 55 starts hitting ninth...his .295 batting average in the nine spot was second best in the American League (min. 150 PA)...hit .309 with three of his four home runs against a pitcher the first time he saw him in a game, .217 after that...hit .320 over his first 14 games and .161 over his next 19 games from Aug. 15 to Sept. 4...finished the season by batting .333 with seven doubles, three triples and two home runs over his final 27 games...hit his first Major League home run Aug. 5 against Texas, a solo shot in the fourth inning off Vicente Padilla...committed an error in four straight games from Sept. 23 to 26...batted .313 with a .394 on-base percentage and a .510 slugging percentage in 27 games in September...stole 27 bases at Sacramento, which ranked second on the River Cats and fifth in the A's farm system...was successful in 27 of 31 (87.1%) stolen base attempts...hit .323 against left-handed pitching and .242 with all three of his home runs against right-handers...batted .232 over his first 22 games, .308 over his next 55 contests from May 6 to July 4 and .198 over his final 22 games...appeared in 77 games at shortstop, 16 at second base, three at third base and one in left field...committed 19 errors, including 15 at shortstop for a .959 fielding percentage...stole a season-high three bases May 17 against Round Rock...collected a season-high four hits June 27 at Las Vegas to start a season-best 10-game hitting streak...hit .436 with six doubles and 11 RBI during the streak...had a grand slam and a season-high five RBI July 4 at Reno.

**2008**—Began the season at Double-A Midland but finished it in Oakland where he started each of the A's final 19 games...was selected by the A's Aug. 12 and went 6 for 35 (.171) with two walks and two RBI over his first 17 games...then started at shortstop Sept. 8 at Detroit and hit .281 with seven RBI and 11 walks (.397 on-base percentage) over his final 19 games...four of those starts came at shortstop and 15 came at second base...batted .242 with no home runs and nine RBI in 36 games overall in his Major League debut...the switch-hitter batted .289 against left-handed pitchers, .213 against right-handers...hit .293 during the day...made a total of 29 starts, including 15 at second base, eight at third base and six at shortstop...did not commit an error in 16 games total at second base (.77 chances), but had one error as a third baseman for a .950 fielding percentage and four errors at shortstop for a .867 percentage...made his debut Aug. 12 against Tampa Bay with a start at third base...doubled in the eighth inning off Javier Vazquez Aug. 17 against Chicago for his first ML hit...had a two-run single Aug. 22 at Seattle for his first RBI...had the first two steal game of his career Sept. 22 at Texas...batted a combined .280 with two home runs, 34 RBI and 31 stolen bases in 115 games with Midland and Triple-A Sacramento...his 93 walks fueled a .404 on-base percentage...tied for fourth in all of minor league baseball in walks...led the A's farm system in walks and on-base percentage, tied for second in runs (89) and was fourth in stolen bases...was rated as having the Best Strike-Zone Discipline, Best Defensive Infielder and Best Infield Arm among A's prospects in *Baseball America's* Best Tools survey...hit .302 against left-handed pitching and .310 with runners in scoring position...appeared in 80 games at shortstop, 32 games at second base and three at third base...began the season at Midland where he batted .260 with a .379 on-base percentage in 50 games...was successful in 20 of 21 (.952) stolen base attempts...had a season-high three steals May 8 at San Antonio...was promoted to Sacramento May 30 and went on to hit .297 with a .426 on-base percentage in 65 games...had a season best 14-game hitting streak from June 11 to 24 (19 for 53, .358)...played for Team USA in the Futures game at Yankee Stadium and was 0 for 2...was leading all of minor league baseball in walks (93) and was tied for sixth in runs scored (89) when he was promoted to Oakland Aug. 12.

**2007**—Split his season between Single-A Stockton and Double-A Midland and combined for a .253 batting average, 30 doubles, five triples, eight home runs and 57 RBI in 138 games...added 81 walks for a .346 on-base percentage...led the A's farm system in runs, ranked second in walks, third in hits (141), fourth in doubles and fifth in stolen bases (17)...committed 27 errors in 130 games at shortstop for a .957 fielding percentage...also appeared in eight games as a second baseman...began the year at Stockton and hit .255 with six home runs and 36 RBI in 68 games with the Ports...was transferred to

Midland June 19 and batted .251 with two home runs and 21 RBI in 70 games with the RockHounds... played for the Arizona Fall League Champion Phoenix Desert Dogs following the season and batted .241 with one home run and 10 RBI in 23 games...ranked second in the AFL with 18 walks and had a .410 on-base percentage.

**2006**—Began his first full season as a professional at Single-A Stockton and hit .203 with two home runs and 21 RBI in 46 games before going on the disabled list June 25 with a strained right hamstring that effectively ended his season...was sent to the A's affiliate in the Arizona Rookie League for a rehab assignment Aug. 10 and hit .464 with six RBI in nine games before being shut down for the remainder of the season...committed 10 errors in 46 games at shortstop for a .947 fielding percentage...at Stockton, he batted .222 with both of his home runs and 18 of his 21 RBI against right-handed pitching compared to .157 against left-handers...hit .357 with runners in scoring position and two outs...batted .340 in June.

**2005**—Batted .276 with 25 stolen bases in 69 games in his professional debut with Single-A Kane County...added 39 walks for a .364 on-base percentage...finished second in the A's farm system in stolen bases despite missing nearly three months...was rated as the number five prospect in the Midwest League and the third best prospect in the A's farm system by *Baseball America*...committed 13 errors in 65 games at shortstop (.958 fielding percentage)...hit his first home run July 10 at Lansing...was transferred to Single-A Stockton Sept. 6 and went 1 for 7 (.143) in two postseason games with the Ports.

### PERSONAL/MISCELLANEOUS

Clifton Randolph Pennington was signed by A's scout Blake Davis...graduated from Mary Carroll (Corpus Christi, TX) High School...attended Texas A&M University where he batted .340 as a freshman, .339 as a sophomore and .363 as a junior...finished his career with a .345 batting average, 115 RBI and 53 stolen bases...was the Aggies' team MVP, an All-Big 12 selection and a third team *Baseball America* All-American in 2005...he and wife, Missy, have a son, Brady Matthew (11/4/09).

### LIFETIME PLAYING RECORD

Year	Club	AVG	G	AB	R	H	2B	3B	HR	RBI	SH	SF	HP	BB	SO	SB	CS	SLG	OBP	E
2005	Kane County	.276	69	290	49	80	15	0	3	29	2	1	2	39	47	25	6	.359	.364	13
2006	Stockton	.203	46	177	36	36	7	0	2	21	0	0	1	24	35	7	1	.277	.302	10
	AZL A's	.464	9	28	3	13	3	1	0	6	0	0	0	4	2	0	0	.643	.531	2
2007	Stockton	.255	68	286	50	73	17	3	6	36	0	4	0	43	54	9	2	.399	.348	14
	Midland	.251	70	271	41	68	13	2	2	21	2	2	1	38	35	8	2	.336	.343	14
2008	Midland	.260	50	204	42	53	7	2	0	18	1	0	0	39	36	20	1	.314	.379	11
	Sacramento	.297	65	236	47	70	9	3	2	16	3	1	0	54	34	11	5	.386	.426	13
	OAKLAND	.242	36	99	14	24	5	0	0	9	2	1	2	13	18	4	1	.293	.339	5
2009	Sacramento	.264	99	360	48	95	22	3	3	40	6	4	2	45	54	27	4	.367	.345	19
	OAKLAND	.279	60	208	27	58	11	3	4	21	1	0	1	19	46	7	5	.418	.342	8
2010	OAKLAND	.250	156	508	64	127	26	8	6	46	12	3	3	50	96	29	5	.368	.319	25
2011	OAKLAND	.264	148	515	57	136	26	2	8	58	8	4	1	42	104	14	9	.369	.319	22
<b>ML Totals</b>		<b>.259</b>	<b>400</b>	<b>1330</b>	<b>162</b>	<b>345</b>	<b>68</b>	<b>13</b>	<b>18</b>	<b>134</b>	<b>23</b>	<b>8</b>	<b>7</b>	<b>124</b>	<b>264</b>	<b>54</b>	<b>20</b>	<b>.371</b>	<b>.324</b>	<b>60</b>

### CAREER TRANSACTIONS

**2005** — Selected by the Oakland Athletics organization in the 1st round (21st selection overall) of the First-Year Player Draft, June 7.

## VS. THE AMERICAN LEAGUE

2011					CAREER					
AVG.	AB	H	HR	RBI	vs. TEAM	AVG.	AB	H	HR	RBI
.344	32	11	0	2	Baltimore	.342	76	26	0	9
.344	32	11	0	5	Boston	.238	63	15	0	5
.407	27	11	0	4	Chicago	.306	72	22	0	8
.310	29	9	0	3	Cleveland	.267	75	20	0	9
.273	33	9	1	3	Detroit	.261	69	18	2	7
.167	30	5	1	6	Kansas City	.225	80	18	1	10
.279	61	17	0	3	Los Angeles	.269	175	47	2	10
.214	28	6	0	2	Minnesota	.271	70	19	1	6
.333	30	10	2	8	New York	.209	67	14	2	8
—	0	0	0	0	Oakland	—	0	0	0	0
.220	41	9	2	7	Seattle	.217	161	35	5	18
.400	20	8	1	5	Tampa Bay	.339	56	19	2	11
.228	57	13	1	5	Texas	.245	184	45	3	22
.194	31	6	0	2	Toronto	.231	65	15	0	4

## VS. THE NATIONAL LEAGUE

2011					CAREER					
AVG.	AB	H	HR	RBI	vs. TEAM	AVG.	AB	H	HR	RBI
.375	8	3	0	1	Arizona	.375	8	3	0	1
—	0	0	0	0	Chicago	.400	10	4	0	1
—	0	0	0	0	Cincinnati	.600	5	3	0	0
.167	12	2	0	0	Florida	.167	12	2	0	0
.154	13	2	0	1	New York	.154	13	2	0	1
.000	8	0	0	0	Philadelphia	.000	8	0	0	0
—	0	0	0	0	Pittsburgh	.444	9	4	0	3
—	0	0	0	0	St. Louis	.500	10	5	0	0
.174	23	4	0	1	San Francisco	.214	42	9	0	1

## MONTHLY BREAKDOWN

2011					CAREER					
AVG.	AB	H	HR	RBI	by MONTH	AVG.	AB	H	HR	RBI
.228	79	18	1	6	April	.239	159	38	4	22
.287	94	27	2	9	May	.230	191	44	2	11
.202	94	19	0	6	June	.263	171	45	0	11
.341	82	28	2	11	July	.319	160	51	2	19
.276	87	24	1	13	August	.245	298	73	3	27
.253	79	20	2	13	September	.271	329	89	7	42
—	0	0	0	0	October	.227	22	5	0	2

## BATTING BREAKDOWN

2011					CAREER					
AVG.	AB	H	HR	RBI	by CATEGORY	AVG.	AB	H	HR	RBI
.237	266	63	3	23	Home	.243	666	162	8	63
.293	249	73	5	35	Road	.276	664	183	10	71
.248	210	52	1	25	Day	.264	488	129	4	46
.275	305	84	7	33	Night	.257	842	216	14	88
.235	294	69	3	23	Pre-ASG	.249	582	145	6	50
.303	221	67	5	35	Post-ASG	.267	748	200	12	84
.270	148	40	1	13	vs. LHP	.258	365	94	4	30
.262	367	96	7	45	vs. RHP	.260	965	251	14	104
.348	115	40	3	48	RISP	.292	322	94	6	114
.500	8	4	0	9	Loaded	.222	36	8	0	19
—	0	0	0	0	Pinch Hitter	.000	2	0	0	0
---	0	0	0	0	Designated Hitter	---	0	0	0	0

## BALLPARK BREAKDOWN

	AVG.	AB	H	HR	RBI
Angel Stadium	.253	95	24	1	4
AT&T Park	.273	22	6	0	0
Ballpark in Arlington	.224	85	19	1	9
Busch Stadium	.500	10	5	0	0
Camden Yards	.317	41	13	0	3
Citi Field	.154	13	2	0	1
Citizens Bank Park	.000	8	0	0	0
Comerica Park	.385	26	10	0	3
Fenway Park	.303	33	10	0	5
Kauffman Stadium	.263	38	10	1	7
Metrodome	.333	15	5	1	3
O.co Coliseum	.243	666	162	8	63
Progressive Field	.317	41	13	0	5
Rogers Centre	.257	35	9	0	3
Safeco Field	.217	83	18	3	8
Target Field	.240	25	6	0	1
Tropicana Field	.375	16	6	1	6
U.S. Cellular Field	.406	32	13	0	4
Wrigley Field	.400	10	4	0	1
Yankee Stadium	.278	36	10	2	8

## FIELDING STATISTICS

### Second Base

YEAR	PCT.	G	PO	A	E	TC	DP
2008	1.000	16	33	44	0	77	17
<b>Totals</b>	<b>1.000</b>	<b>16</b>	<b>33</b>	<b>44</b>	<b>0</b>	<b>77</b>	<b>17</b>

### Third Base

YEAR	PCT.	G	PO	A	E	TC	DP
2008	.950	9	8	11	1	20	2
<b>Totals</b>	<b>.950</b>	<b>9</b>	<b>8</b>	<b>11</b>	<b>1</b>	<b>20</b>	<b>2</b>

### Shortstop

YEAR	PCT.	G	PO	A	E	TC	DP
2008	.867	10	10	16	4	30	5
2009	.971	60	90	181	8	279	41
2010	.966	156	218	496	25	739	100
2011	.964	147	216	374	22	612	90
<b>Totals</b>	<b>.964</b>	<b>373</b>	<b>534</b>	<b>1067</b>	<b>59</b>	<b>1660</b>	<b>236</b>

## PENNINGTON'S CAREER BESTS

**Hits:** 4 (three times), last: September 1, 2011 at Cleveland

**Home Runs:** 1 (18 times), last: September 15, 2011 vs. Detroit

**Runs Batted In:** 4 (twice), last: August 25, 2011 at New York (AL)

**Stolen Bases:** 2 (four times), last: August 6, 2011 at Tampa Bay

**Hitting Streak:** 15, July 15 to 31, 2011

**Hitless Streak (At Bats):** 27, May 22 to June 1, 2010

**Grand Slams:** None.

**Pinch-Hit Home Runs:** None.

**Inside-The-Park Home Runs:** None.

**Game Ending Home Runs:** None.

**Lead Off Home Runs:** None.

## LANDON POWELL

11

## CATCHER

**Height/Weight:** 6-3 / 265**Bats/Throws:** Switch / Right**Birthdate:** March 19, 1982**Opening Day Age:** 30**Birthplace/Resides:** Raleigh, North Carolina / Greenville, South Carolina**Major League Service:** 2 years, 153 days**Obtained:** Selected in the 1st round (24th selection overall) of the 2004 First-Year Player Draft**Contract Status:** First year of a one-year contract through 2012.

## CAREER HIGHLIGHTS

Has registered a .207 career average with 10 home runs and 45 RBI in 123 games over the last three seasons with Oakland...has been on the active roster for all but seven weeks over that span...appeared in 36 games last year, 41 in 2010 and 46 in 2009...was a first-round draft pick of the A's in 2004 and appeared in just 292 games in his four seasons in the Oakland farm system before making his debut in 2009...missed the entire 2005 season after tearing his left ACL in January and had his 2007 season end July 3 with a left knee strain...has 50 home runs and 172 RBI in 318 games in his minor league career...tossed out 96 of 200 (48.0%) attempted base stealers from 2006-08...had a 20-game hitting streak in 2007, which was the longest in the Texas League...was named to the California League Postseason All-Star Team in 2006.

## 2011 HIGHLIGHTS

Spent nearly the entire season with Oakland but appeared in just 36 games, batting .171 with a home run and four RBI...had a 19-day stay with Sacramento from Aug. 22 to Sept. 9...it was his third consecutive season as the back-up catcher to Kurt Suzuki and he had career lows in nearly every offensive category...has appeared in 123 games over the last three years with Oakland and has been on the active roster for all but seven weeks...the switch-hitter batted .185 (5-for-27) with his lone home run against left-handed pitching, compared to .167 (14-for-84) against right-handers...his career splits are .156 (15-for-96) against lefties and .225 (60-for-267) against righties...went 3-for-32 (.094) with runners in scoring position...his best month of the season was April when he hit .273...batted .167 or lower in each of the final five months and hit .146 from May 1 through the end of the season...had a .227 average when leading off an inning...hit .087 over the first four innings of a game, compared to .231 from the fifth inning on...started 30 games at catcher, matching his career-high...tossed out 6-of-22 (27.3%) attempted base stealers and has thrown out 19-of-63 (30.2%) in his career...A's pitchers had a 2.70 ERA with him behind the plate...also made one start at first base...was 0-for-2 with a strikeout as a pinch-hitter and is 0-for-7 in the pinch in his career.

**OAKLAND:** Landed a spot on the A's Opening Day roster for the second time in the last three years and hit safely in each of his first four games...batted .455 (5-for-11) with two of his four RBI during the hitting streak, which was his longest of the season...had his only multiple-hit game April 10 at Minnesota when he went 2-for-3 with a double and RBI...started back-to-back games at catcher April 27 at Los Angeles and April 29 against Texas...that was the only time he started consecutive games all year...his batting average stood at .243 at the conclusion of play May 21...then went 10-for-74 (.135) over his final 24 games...went 1-for-7 with a career-high four strikeouts June 4 at Boston...connected for his only home run June 19 against San Francisco...it was a solo shot off Jeremy Affeldt in the bottom of the eighth inning and it broke a 1-1 tie in the A's 2-1 victory...it was also his last extra-base hit of the season...finished June with a .143 batting average, then hit .167 in July and .133 in August...was batting .176 with one home run and four RBI in 32 games overall when he was optioned to Sacramento Aug. 22...was recalled Sept. 10 and went 1-for-9 (.111) in four games following his return.

**SACRAMENTO:** Went 13-for-46 (.283) with a home run and five RBI in 12 regular season games with Sacramento...added seven walks for a .377 on-base percentage...went 11-for-32 (.344) against right-handed pitching, 2-for-14 (.143) against left-handers...batted .364 with runners in scoring position...



started nine of the River Cats' final 13 games at catcher and also went 1 for 11 (.091) in three starts at designated hitter...tossed out 2-of-7 (28.6%) attempted base stealers...hit his lone home run Aug. 26 at Fresno...went 4-for-5 with two runs scored against Las Vegas Aug. 29...was 1-for-11 (.091) with a double, RBI and strikeout in three postseason games, all starts at catcher.

## CAREER

**2010**—Had four stints with Oakland and batted .214 with two home runs and 11 RBI in 41 games...spent all but five weeks of the season with the A's, seeing limited action as the back-up catcher to Kurt Suzuki...made a total of 29 starts behind the plate, including just 14 over the A's final 97 games beginning June 15...had career-highs in walks (15) and on-base percentage (.305) and also stole the first base of his career...the switch-hitter batted .232 against right-handed pitchers, .167 against left-handers...had a .250 batting average before the All-Star Break and hit .167 after the break...batted .163 with runners on base but had a .269 average with runners in scoring position...went 8-for-27 (.296) when leading off an inning...committed six errors in his 38 games at catcher for a .972 fielding percentage...tied for sixth among American League catchers in errors...tossed out 4 of 21 (19.0%) attempted base stealers...also appeared in one game at first base and was 0 for 3 with a strikeout as a pinch hitter...began the season at Triple-A Sacramento before being recalled for the first time April 21 when Mark Ellis went on the disabled list...was optioned back to Sacramento two days later without appearing in a game...returned to Oakland April 27 when Brett Anderson went on the DL and spent nearly a month with the A's during his second stint...started 12 of the A's 22 games, hitting .231 with two doubles and three RBI...caught the 19th perfect game in Major League history as he was behind the plate for Dallas Braden's Mother's Day gem May 9...snapped a career-long 0-for-14 streak in the game with a second-inning RBI single that gave the A's a 1-0 lead...added a double in the eighth and went 2-for-4...was presented with his mitt from the perfect game in a pre-game ceremony honoring Braden May 21...stole the first base of his career and second as a professional May 11 at Texas...matched his career-high with three hits May 15 at Los Angeles (also May 3, 2009 at Seattle)...was optioned to Sacramento May 21 when Coco Crisp was reinstated from the DL but returned May 26 when Crisp went back on the DL...appeared in just two games, both starts at catcher, during his third stint...was 3 for 7 (.429) with a home run and two RBI when he was optioned June 4...appeared in 12 games in May, his most in any month in 2010, and hit .297 with a home run, five RBI and seven walks for a .400 on-base percentage...recalled again June 11, spending the remainder of the season with Oakland, batting .182 with a home run and six RBI in 26 games, including 16 starts at catcher...started two of the A's three games behind the plate at San Francisco from June 11-13 while Suzuki was on the bereavement list, going 2 for 9 (.222)...appeared in just 23 of the A's final 97 games beginning June 20 and went 10-for-57 (.175) with a home run and five RBI over that span...spent the balance of the season with Sacramento, batting .200 with a home run and two RBI in 14 games...added 10 walks for a .345 on-base percentage...hit .304 with the bases empty but was 0-for-12 with runners in scoring position...appeared in seven games at catcher and two at first base...was also 3-for-15 (.200) in four games at designated hitter and 1-for-1 as a pinch hitter...tossed out 2 of 8 (25.0%) attempted base stealers.

**2009**—The rookie catcher spent the entire season on the A's roster but appeared in just 46 games as the back-up to Kurt Suzuki...hit .229 with seven home runs and 30 RBI...the RBI were second most in Oakland history by a player with 50 or fewer games played...Rico Carty had 31 RBI in 41 games in 1978...added seven doubles and 14 of his 32 hits were for extra bases, fueling a .429 slugging percentage...appeared in 36 games at catcher, including 30 starts, and tossed out 9 of 20 (45.0%) attempted base stealers...among catchers with 20 or more games, that was the second-best percentage in the majors in 2009 (Johjima, SEA 50.0%) and it was the best by an Oakland catcher since Jamie Quirk tossed out 10 of 20 (50.0%) in 37 games in 1990...the switch-hitter batted .267 with six of his seven home runs and 26 of his 30 RBI against right-handed pitchers, compared to .128 against left-handers...had a .505 slugging percentage against righties and .231 against lefties...hit .316 with runners in scoring position...four of his seven home runs came on the first pitch and he batted .478 with eight RBI when putting the first pitch in play...five of his seven home runs came after the All-Star Break and the A's won all seven games in which he homered...in addition to 36 games behind the plate, he also appeared in six games (four starts) at first base, his first professional appearances at a position other than catcher...made his Major League debut April 11 against Seattle and had a two-run double off Felix Hernandez in the second inning in his first at bat for his first big league hit...with two RBI, became the third player in Oakland history to have a multiple-RBI game in his debut...then made his professional debut at first base with a start in his second game April 15 against Boston, going 1 for 3...hit his first major league home run May 24 against Arizona, a two-run shot

in the sixth inning off Jon Garland...started back-to-back games four times, but the only time both starts came at catcher was June 11-12...put together a career-high nine-game hitting streak from June 27 to July 30...hit .429 during the streak...hit .474 in July but then went 10 for 57 (.175) with five home runs and 12 RBI over his final 18 games...belted five of his seven home runs over a 10-game stretch from Aug. 12 to Sept. 16...drove in a career-high four runs Sept. 2 against Kansas City and hit his first career grand slam off Yasuhiko Yabuta in the second inning...drove in his 30<sup>th</sup> and final run of the season Sept. 27 at Los Angeles (AL) in his 44<sup>th</sup> game...the only player in Oakland history to reach 30 career RBI in fewer games is Ben Grieve, who did it in his 36<sup>th</sup> career game April 15, 1998.

**2008**—Batted .230 with 15 home runs and 53 RBI in 88 games in his first full season at Triple-A Sacramento...added 63 walks for a .360 on-base percentage...tied for fourth in the A's farm system and led the River Cats in walks...his batting average included a .276 mark against left-handed pitching and .211 against right-handers...had six home runs in 87 at bats against lefties and nine home runs in 213 at bats against righties...hit .310 with five home runs, 13 RBI and 20 walks in 22 games in July for a .457 on-base percentage...hit seven of his 15 home runs in the seventh inning or later...tossed out 21 of 55 (38.2%) attempted base stealers, which was the second best percentage in the Pacific Coast League...was rated as the Best Defensive Catcher in *Baseball America's* Best Tools survey for A's prospects following the season...had a grand slam April 26 at Colorado Springs and his lone two-homer game May 1 against Omaha...was hitting .208 through July 7 but then batted .284 over his final 26 games...was placed on the disabled list Aug. 16 with a strained right knee and missed the remainder of the season.

**2007**—Began the season at Double-A Midland and earned a late June promotion to Triple-A Sacramento before a strained left knee ended his season after just a week with the River Cats...combined for a .292 batting average, 14 home runs and 42 RBI in 64 games...appeared in 61 games at catcher and tossed out 20 of 37 (54.1%) attempted base stealers...batted .292 with 11 home runs and 39 RBI in 60 games at Midland...added 36 walks for a .391 on-base percentage...hit .425 with eight home runs and 26 RBI in 21 games in June...had a grand slam May 27 against Wichita...had the longest hitting streak in the Texas League in 2007 as he hit safely in 20 consecutive games from June 1 to 20 (.442, eight home runs and 26 RBI)...homered twice and drove in a season high tying five runs June 19 against Frisco...was promoted to Sacramento June 28 and homered in each of his first three games in his Triple-A debut...was placed on the disabled list July 3 with a left knee strain that caused him to miss the remainder of the season.

**2006**—Was named to the California League Postseason All-Star team...played 90 games at Single-A Stockton before moving up to Double-A Midland for 12 games late in the year...batted .264 with 16 home runs and 51 RBI in a combined 102 games...hit .264 with 15 home runs and 47 RBI at Stockton...made 82 appearances behind the plate and had a league-leading .994 fielding percentage...tossed out 51.5 percent (50 of 97) of attempted base stealers, which was the third best in the CL...batted .290 against right-handed pitchers and .200 against left-handers at Stockton...was promoted to Double-A Midland Aug. 18...batted .268 with one home run and four RBI in 12 games for the RockHounds...hit .170 with two RBI in 16 games with the Phoenix Desert Dogs in the Arizona Fall League.

**2005**—Spent the entire season on the Stockton disabled list after tearing his left ACL in January.

**2004**—Began his professional career at Single-A Vancouver of the Northwest League...batted .237 with three home runs and 19 RBI in 38 games...added 26 walks for a .362 on-base percentage...batted .128 over his first 11 games, put together a 10-game hitting streak from Aug. 9 to 18 (.444) and then hit .183 over his final 17 games...hit his first professional home run July 24 at Spokane...hit .250 with three doubles and three RBI in three playoff games for the Canadians.

## PERSONAL/MISCELLANEOUS

Landon Reed Powell was signed by A's scout Michael Holmes...was selected with the first-round pick of the Boston Red Sox as compensation for the loss of free agent Keith Foulke...graduated from Apex (NC) High School in 2000...was a second team *Baseball America* High School All-America selection in 2000 after leading his team to the North Carolina 4-A State Championship...played American Legion baseball...attended the University of South Carolina...helped the Gamecocks to three straight College World Series appearances from 2002-04, earning CWS All-Tournament honors in 2002...was named to the NCAA College World Series Legends Team May 6, 2010...played for the USA National Team in

2002...was an All-SEC selection in 2003 and 2004...hit .339 with 10 home runs, 61 RBI and a league-leading 46 walks in 67 games in 2003 and then hit .330 with 19 home runs, 66 RBI and 47 walks in 70 games as a senior in 2004...is married to Allyson, the granddaughter of NBA Hall-of-Famer Bob Davies whose No. 11 Rochester Royals jersey is retired by the Sacramento Kings, the present holder of the franchise...they have one son, Holden (6/10/09)...along with his wife, has raised over \$90,000 for Donate Life South Carolina over the last two years through their annual Donor on the Diamond event in Greenville, SC.

### LIFETIME PLAYING RECORD

Year	Club	AVG	G	AB	R	H	2B	3B	HR	RBI	SH	SF	HP	BB	SO	SB	CS	SLG	OBP	E
2004	Vancouver	.237	38	135	24	32	6	1	3	19	0	1	1	26	22	0	0	.363	.362	1
2005																				
2006	Stockton	.264	90	326	44	86	12	0	15	47	1	3	2	43	77	0	0	.439	.350	4
	Midland	.268	12	41	4	11	0	0	1	4	0	0	1	3	12	0	0	.341	.333	2
2007	Midland	.292	60	219	46	64	9	2	11	39	0	1	0	36	40	1	0	.502	.391	3
	Sacramento	.294	4	17	3	5	0	0	3	3	0	0	0	0	4	0	0	.824	.294	1
2008	Sacramento	.230	88	300	42	69	11	0	15	53	0	4	0	63	85	0	1	.417	.360	9
2009	OAKLAND	.229	46	140	19	32	7	0	7	30	0	1	0	14	36	0	0	.429	.297	4
2010	Sacramento	.200	14	45	6	9	2	0	1	2	0	0	0	10	9	0	0	.311	.345	1
	OAKLAND	.214	41	112	13	24	4	0	2	11	1	1	0	15	29	1	0	.304	.305	6
2011	OAKLAND	.171	36	111	10	19	3	0	1	4	0	0	0	11	32	0	0	.225	.246	2
	Sacramento	.283	12	46	6	13	0	0	1	5	0	0	0	7	9	0	0	.348	.377	1
<b>ML Totals</b>		<b>.207</b>	<b>123</b>	<b>363</b>	<b>42</b>	<b>75</b>	<b>14</b>	<b>0</b>	<b>10</b>	<b>45</b>	<b>1</b>	<b>2</b>	<b>0</b>	<b>40</b>	<b>97</b>	<b>1</b>	<b>0</b>	<b>.328</b>	<b>.284</b>	<b>12</b>

### CAREER TRANSACTIONS

**2003** — Selected by the Chicago White Sox organization in the 25th round of the First-Year Player Draft; did not sign. **2004** — Selected by the Oakland Athletics organization in the 1st round (24th selection overall) of the First-Year Player Draft.

## VS. THE AMERICAN LEAGUE

2011		CAREER								
AVG.	AB	H	HR	RBI	vs. TEAM	AVG.	AB	H	HR	RBI
—	0	0	0	0	Baltimore	.250	4	1	1	2
.200	10	2	0	1	Boston	.250	16	4	0	2
.167	6	1	0	0	Chicago	.214	14	3	1	2
.000	3	0	0	0	Cleveland	.133	15	2	0	0
.200	10	2	0	0	Detroit	.323	31	10	2	8
.333	3	1	0	0	Kansas City	.286	14	4	1	5
.083	12	1	0	1	Los Angeles	.256	43	11	0	4
.375	8	3	0	1	Minnesota	.286	21	6	1	3
.000	4	0	0	0	New York	.118	17	2	0	2
—	0	0	0	0	Oakland	—	0	0	0	0
.250	12	3	0	0	Seattle	.278	36	10	1	6
.286	7	2	0	0	Tampa Bay	.286	28	8	0	1
.125	16	2	0	0	Texas	.095	63	6	1	4
.000	4	0	0	0	Toronto	.000	19	0	0	0

## VS. THE NATIONAL LEAGUE

2011		CAREER								
AVG.	AB	H	HR	RBI	vs. TEAM	AVG.	AB	H	HR	RBI
.000	4	0	0	0	Arizona	.167	6	1	1	2
—	0	0	0	0	Colorado	.400	5	2	0	2
.000	3	0	0	0	New York	.000	3	0	0	0
.000	3	0	0	0	Philadelphia	.000	3	0	0	0
—	0	0	0	0	St. Louis	.250	4	1	0	0
—	0	0	0	0	San Diego	.000	2	0	0	0
.333	6	2	1	1	San Francisco	.211	19	4	1	2

## MONTHLY BREAKDOWN

2011		CAREER								
AVG.	AB	H	HR	RBI	by MONTH	AVG.	AB	H	HR	RBI
.273	22	6	0	2	April	.184	49	9	0	6
.150	20	3	0	0	May	.244	82	20	2	12
.143	21	3	1	1	June	.200	55	11	2	6
.167	24	4	0	1	July	.268	56	15	0	5
.133	15	2	0	0	August	.172	58	10	2	6
.111	9	1	0	0	September	.169	59	10	4	10
—	0	0	0	0	October	.000	4	0	0	0

## BATTING BREAKDOWN

2011		CAREER								
AVG.	AB	H	HR	RBI	by CATEGORY	AVG.	AB	H	HR	RBI
.196	51	10	1	3	Home	.206	141	29	5	21
.150	60	9	0	1	Road	.207	222	46	5	24
.179	67	12	1	4	Day	.223	220	49	7	34
.159	44	7	0	0	Night	.182	143	26	3	11
.183	71	13	1	3	Pre-ASG	.218	206	45	4	24
.150	40	6	0	1	Post-ASG	.191	157	30	6	21
.185	27	5	1	1	vs. LHP	.156	96	15	3	8
.167	84	14	0	3	vs. RHP	.225	267	60	7	37
.094	32	3	0	3	RISP	.229	96	22	3	37
.000	4	0	0	0	Loaded	.250	12	3	1	11
.000	2	0	0	0	Pinch Hitter	.000	7	0	0	0
.000	1	0	0	0	Designated Hitter	.105	19	2	0	2

## BALLPARK BREAKDOWN

	AVG.	AB	H	HR	RBI
Angel Stadium	.214	28	6	0	2
AT&T Park	.188	16	3	0	1
Ballpark in Arlington	.125	40	5	1	4
Busch Stadium	.250	4	1	0	0
Camden Yards	.250	4	1	1	2
Citi Field	.000	3	0	0	0
Citizens Bank Park	.000	3	0	0	0
Comerica Park	.375	16	6	1	5
Fenway Park	.200	10	2	0	0
Kauffman Stadium	.286	7	2	0	1
Metrodome	.000	5	0	0	0
O.co Coliseum	.206	141	29	5	21
PETCO Park	.000	2	0	0	0
Progressive Field	.250	8	2	0	0
Rogers Centre	.000	7	0	0	0
Safeco Field	.259	27	7	0	3
Target Field	.571	7	4	1	2
Tropicana Field	.250	12	3	0	0
U.S. Cellular Field	.200	10	2	1	2
Yankee Stadium	.154	13	2	0	2

## FIELDING STATISTICS

Catcher									
YEAR	PCT.	G	PO	A	E	TC	DP	PB	
2009	.987	36	214	13	3	230	4	2	
2010	.972	38	198	8	6	212	1	0	
2011	.992	33	237	15	2	254	2	1	
<b>Totals</b>	<b>.984</b>	<b>107</b>	<b>649</b>	<b>36</b>	<b>11</b>	<b>696</b>	<b>7</b>	<b>3</b>	

First Base									
YEAR	PCT.	G	PO	A	E	TC	DP	PB	
2009	.977	6	39	4	1	44	5		
2010	1.000	1	4	0	0	4	1		
2011	1.000	1	8	2	0	10	1		
<b>Totals</b>	<b>.983</b>	<b>8</b>	<b>51</b>	<b>6</b>	<b>1</b>	<b>58</b>	<b>7</b>		

## POWELL'S CAREER BESTS

**Hits:** 3 (twice), last: May 15, 2010 at Los Angeles (AL)

**Home Runs:** 1 (10 times), last: June 19, 2011 vs. San Francisco

**Runs Batted In:** 4, September 2, 2009 vs. Kansas City

**Stolen Bases:** 1, May 11, 2010 at Texas

**Hitting Streak:** 9, June 27 to July 30, 2009

**Hitless Streak (At Bats):** 14 (twice), last: August 12 to September 25, 2011

**Grand Slams:** 1, September 2, 2009 vs. Kansas City (Yasuhiko Yabuta).

**Pinch-Hit Home Runs:** None.

**Inside-The-Park Home Runs:** None.

**Game Ending Home Runs:** None.

**Lead Off Home Runs:** None.

## JASON PRIDIE

39

## OUTFIELDER

Height/Weight: 6-1 / 203

Bats/Throws: Left / Right

Birthdate: October 9, 1983


Opening Day Age: 28

Birthplace/Resides: Phoenix, Arizona / Gilbert, Arizona

Major League Service: 1 years, 23 days

Obtained: Signed to a minor league contract, November 19, 2011

Contract Status: First year of a one-year contract through 2012.



## CAREER HIGHLIGHTS

Made his Major League debut with Minnesota in 2008 and appeared in 11 games in two seasons with the Twins...returned to the majors last year with the Mets (101 games)...is a .226 career hitter with four home runs and 20 RBI in 112 games overall...also has a .275 (1030-for-374) career average with 82 home runs and 415 RBI in 943 minor league games over 10 professional seasons...has 163 career stolen bases...missed most of the 2010 season with hamstring problems...led the South Atlantic League in runs (103) in 2004 and triples (7) in 2003...selected to the Appalachian League Postseason All-Star team in 2002 and was also a *Baseball America* Rookie League All-Star.

## 2011 HIGHLIGHTS

Began the season at Triple-A Buffalo...hit .186 with three home runs and six RBI in 14 games, including a two-homer game April 9 against Pawtucket...was selected by New York April 22 and spent the remainder of the season with the Mets, batting .231 with four home runs and 20 RBI in 101 games...was also 7-for-8 (87.5%) in stolen base attempts...batted .237 (42-for-177) with three of his four home runs and 18 of his 20 RBI against right-handed pitching...hit .194 (6-for-31) against lefties but three of the six hits were for extra bases...hit three of his four home runs at home...all four came with runners on base (two two-run, two three-run)...had a .169 average with runners in scoring position...hit .283 when leading off an inning...batted .190 against a pitcher the first time he saw him in a game, .318 after that...started at all three outfield positions...made 13 appearances (seven starts) in left field, 43 appearances (32 starts) in center field, and 21 appearances (six starts) in right field...also went 3-for-24 (.125) with five walks as a pinch hitter and pinch ran six times...saw his most action batting eighth in the order (30 games).

**NEW YORK:** Made his season debut April 22, his first major league action since June 20, 2008, with Minnesota against Houston...it was his first career start...went 0-for-3 with a walk and a strikeout against Arizona while hitting in the eighth spot and playing centerfield...picked up his first Major League hit April 23 against Arizona (off Barry Enright)...recorded his first ML home run April 24, a three-run shot off Arizona's Armando Galarraga...hit his third home run of the season, his second three-run shot, May 6 vs. Los Angeles (NL) (off Hiroki Kuroda)...set a career-high with three hits May 7 vs. Los Angeles (NL)...also had three hits Sept. 25 vs. Philadelphia...stole home May 15 at Houston as part of a double steal...became the first Mets player to do so since Luis Castillo Sept. 4, 2010 at Chicago (NL)...was 2-for-4 May 25 at Chicago (NL)...collected his first career triple May 26 at Chicago (NL) off Carlos Zambrano...picked up the first pinch-hit RBI of his career in the seventh inning June 4 vs. Atlanta, singling home Jason Bay with the go-ahead run...walked a personal-best three times Aug. 15 at San Diego...also scored a career-best three times...finished the season hitting .389 with three doubles and two triples over his final five games from Sept. 24-28.

## CAREER

**2010**—Missed 103 games of the season at Triple-A Buffalo of the International League with a right hamstring strain that forced him to the disabled list twice...placed on the DL the first time May 19 and did not play for 39 games...was reinstated June 29 and re-injured himself while running in his first at-bat of the game that night against Syracuse...sidelined for the remaining 64 contests of the year after landing on the DL again on July 1...despite only playing in 40 games, he still led Buffalo with nine stolen

bases in 12 attempts... led off the game against Scranton-Wilkes-Barre April 18 with a home run ...went 4-for-5 with a double, home run and five RBI against Scranton-Wilkes-Barre April 20...played in four rehabilitation games for the Gulf Coast Mets and was 4-for-11 (.364)...in addition to his four-hit games, he had nine games with two hits and two games with three hits...had a .310 batting average with runners in scoring position...hit safely in 18 of 20 games from April 22-May 12 (27-for-85, .318).

**2009**—Appeared in one game with Minnesota, entering as a pinch-runner June 20 vs. Houston...spent the rest of the season with Triple-A Rochester of the International League...batted .265 with nine home runs and 53 RBI in 121 games...also stole 25 bases...led the IL in at bats (513)...appeared in 112 games in center field and five each in left and right field...led IL outfielders in total chances (349) and putouts (336)...hit leadoff 117 times and also batted second three times...started the season with the Red Wings and fashioned a 16-game hitting streak from April 16-May 5...recalled by the Twins June 16...optioned back to Rochester June 24...had a season-high four hits twice: July 20 vs. Pawtucket and July 26 at Charlotte...also put together a 14-game hitting streak from Aug. 25-Sept. 6...hit .377 with three home runs and 10 RBI during the streak...played for Aragua in the Venezuelan Winter League following the season and batted .381 with a home run and six RBI in 11 games.

**2008**—Began the season at Triple-A Rochester of the International League...had minor league career-highs in games (138), at-bats (559), triples (16) and strikeouts (152)...led the Twins farm system in games, at-bats, runs (84), hits (151) and triples...hit safely in 18 of 19 games, April 13-May 1, including a 14-game hitting streak to start that stretch...named IL Batter of the Week for the week of July 21-27...had a 21-game hitting streak, July 25-Aug. 15...had his contract selected by Minnesota Sept. 2...made his Major League debut, Sept. 3 at Toronto as a pinch-runner...walked in his first career plate appearance...appeared in 10 games for the Twins, including three pinch-hit appearances.

**2007**—Began the season at Double-A Montgomery of the Southern League...selected to the Southern League Midseason All-Star team...was promoted to Triple-A Durham of the International League June 22 and hit .318 with 10 home runs and 39 RBI in 63 games...batted .303 with 14 home runs and 66 RBI in 134 games overall...had a minor league career-highs in hits (159) and doubles (32) and matched his best in stolen bases (26).

**2006**—Spent the entire season at Double-A Montgomery of the Southern League...batted .230 with five home runs and 34 RBI in 132 games...finished fifth in the league in games...hit .423 (11-for-26) with two triples and a home run in seven postseason games.

**2005**—Began the season on the disabled list with a sprained right knee and missed most of the season...was reinstated July 26 and went 1 for 2 (.500) in one game with Single-A Visalia...was transferred to Double-A Montgomery the next day and hit .213 with three home runs and eight RBI in 28 games.

**2004**—Spent the entire season at Single-A Charleston of the South Atlantic League for the second consecutive season...led the league in runs (103), ranked second in at-bats (515), tied for third in triples (11) and was eighth in hits (142)...had minor league career-highs in runs, home runs (17), RBI (86) and walks (37).

**2003**—Played 128 games for Single-A Charleston of the South Atlantic League...led the league in at-bats (530) and triples (7) and was fifth in doubles (28)...had a minor league best 26 stolen bases.

**2002**—Began the season at Princeton of the Appalachian Rookie League...promoted to Single-A Hudson Valley of the New York-Penn League, Aug. 28...led the Appalachian League in at-bats (285), hits (105), second all-time in league history, tied with Kirby Puckett), triples (9) and total bases (156), was second in games (67) and runs (60), third in batting (.368), fourth in extra-base hits (28) and fifth in slugging percentage (.547)...led league outfielders in putouts (172) and assists (11)...selected to the Appalachian League Postseason All-Star team...named to the Rookie League All-Star team by *Baseball America*.

## PERSONAL/MISCELLANEOUS

Jason Orville Pridie...was originally signed by Tampa Bay scout Craig Weismann...is a 2002 graduate of Prescott (AZ) High School where he played baseball, basketball and football...was an All-American

and was named Arizona High School Baseball Player of the Year in 2002...his brother, Jon, played in the Minnesota organization from 1998-2004.

### LIFETIME PLAYING RECORD

Year	Club	AVG	G	AB	R	H	2B	3B	HR	RBI	SH	SF	HP	BB	SO	SB	CS	SLG	OBP	E
2002	Princeton	.368	67	285	60	105	12	9	7	33	1	1	2	19	35	13	9	.547	.410	2
	Hudson Valley	.344	8	32	4	11	1	1	1	1	0	0	0	3	6	0	0	.531	.400	1
2003	Charleston-SC	.260	128	530	75	138	28	10	7	48	3	5	4	30	113	26	17	.391	.302	5
2004	Charleston-SC	.276	128	515	103	142	27	11	17	86	9	8	6	37	114	17	6	.470	.327	4
2005	Visalia	.500	1	2	0	1	0	0	0	0	0	0	0	0	0	0	0	.500	.500	0
	Montgomery	.213	28	94	15	20	4	2	3	8	2	0	0	8	29	5	1	.394	.275	1
2006	Montgomery	.230	132	460	39	106	11	4	5	34	4	5	3	31	93	16	5	.304	.281	4
2007	Montgomery	.290	71	279	42	81	16	7	4	27	1	2	4	14	45	14	7	.441	.331	2
	Durham	.318	63	245	47	78	16	4	10	39	2	3	2	22	47	12	3	.539	.375	3
2008	Rochester	.270	138	559	84	151	21	16	13	61	7	6	1	30	152	25	9	.435	.305	4
	MINNESOTA	.000	10	4	3	0	0	0	0	0	1	0	0	1	1	0	0	.000	.200	1
2009	MINNESOTA	.000	1	0	0	0	0	0	0	0	0	0	0	0	0	0	0	.000	.000	0
	Rochester	.265	121	513	69	136	23	5	9	53	3	6	5	19	85	25	7	.382	.295	4
2010	Buffalo	.280	40	164	17	46	6	1	3	19	1	0	0	12	36	9	3	.384	.330	1
	GCL Mets	.364	4	11	3	4	1	0	0	0	0	0	0	3	5	0	0	.455	.500	0
2011	Buffalo	.186	14	59	8	11	1	0	3	6	0	0	0	3	12	1	0	.356	.226	1
	NEW YORK (NL)	.231	101	208	28	48	11	3	4	20	3	1	0	24	64	7	1	.370	.309	2
<b>AL Totals</b>		<b>.000</b>	<b>11</b>	<b>4</b>	<b>3</b>	<b>0</b>	<b>0</b>	<b>0</b>	<b>0</b>	<b>0</b>	<b>1</b>	<b>0</b>	<b>0</b>	<b>1</b>	<b>1</b>	<b>0</b>	<b>0</b>	<b>.000</b>	<b>.200</b>	<b>1</b>
<b>NL Totals</b>		<b>.231</b>	<b>101</b>	<b>208</b>	<b>28</b>	<b>48</b>	<b>11</b>	<b>3</b>	<b>4</b>	<b>20</b>	<b>3</b>	<b>1</b>	<b>0</b>	<b>24</b>	<b>64</b>	<b>7</b>	<b>1</b>	<b>.370</b>	<b>.309</b>	<b>2</b>
<b>ML Totals</b>		<b>.226</b>	<b>112</b>	<b>212</b>	<b>31</b>	<b>48</b>	<b>11</b>	<b>3</b>	<b>4</b>	<b>20</b>	<b>4</b>	<b>1</b>	<b>0</b>	<b>25</b>	<b>65</b>	<b>7</b>	<b>1</b>	<b>.363</b>	<b>.307</b>	<b>3</b>

### CAREER TRANSACTIONS

**2002** — Selected by the Tampa Bay Devil Rays organization in the 2nd round of the First-Year Player Draft. **2005** — Selected by the Minnesota Twins in the Rule 5 Draft, December 8. **2006** — Returned to the Rays organization, March 29. **2007** — Traded to the Twins with outfielder Delmon Young and infielder Brendan Harris, in exchange for pitchers Matt Garza and Eduardo Morlan and infielder Jason Bartlett, November 28. **2010** — Claimed off waivers by the New York Mets, February 9. **2011** — Elected free agency, November 15; signed by the Oakland Athletics to a minor league contract, November 19.



## VS. THE AMERICAN LEAGUE

2011		CAREER								
AVG.	AB	H	HR	RBI	vs. TEAM	AVG.	AB	H	HR	RBI
.200	5	1	0	0	Detroit	.167	6	1	0	0
1.000	1	1	0	0	Los Angeles	1.000	1	1	0	0
.167	12	2	0	1	New York	.167	12	2	0	1
.000	2	0	0	0	Oakland	.000	2	0	0	0
—	0	0	0	0	Tampa Bay	.000	2	0	0	0
.200	5	1	0	0	Texas	.200	5	1	0	0
—	0	0	0	0	Toronto	.000	1	0	0	0

## VS. THE NATIONAL LEAGUE

2011		CAREER								
AVG.	AB	H	HR	RBI	vs. TEAM	AVG.	AB	H	HR	RBI
.167	18	3	1	4	Arizona	.167	18	3	1	4
.235	17	4	0	1	Atlanta	.235	17	4	0	1
.364	11	4	1	2	Chicago	.364	11	4	1	2
.238	21	5	0	2	Cincinnati	.238	21	5	0	2
.000	9	0	0	0	Colorado	.000	9	0	0	0
.154	13	2	0	0	Florida	.154	13	2	0	0
.375	8	3	0	2	Houston	.375	8	3	0	2
.333	12	4	1	3	Los Angeles	.333	12	4	1	3
.154	13	2	0	1	Milwaukee	.154	13	2	0	1
—	0	0	0	0	New York	—	0	0	0	0
.364	22	8	1	2	Philadelphia	.364	22	8	1	2
.167	6	1	0	0	Pittsburgh	.167	6	1	0	0
.273	11	3	0	1	San Diego	.273	11	3	0	1
.143	7	1	0	0	San Francisco	.143	7	1	0	0
.250	4	1	0	1	St. Louis	.250	4	1	0	1
.182	11	2	0	0	Washington	.182	11	2	0	0

## MONTHLY BREAKDOWN

2011		CAREER								
AVG.	AB	H	HR	RBI	by MONTH	AVG.	AB	H	HR	RBI
.261	23	6	2	5	April	.261	23	6	2	5
.232	69	16	1	6	May	.232	69	16	1	6
.214	28	6	0	2	June	.214	28	6	0	2
.263	19	5	0	3	July	.263	19	5	0	3
.194	36	7	0	2	August	.194	36	7	0	2
.242	33	8	1	2	September	.216	37	8	1	2

## BATTING BREAKDOWN

2011		CAREER								
AVG.	AB	H	HR	RBI	by CATEGORY	AVG.	AB	H	HR	RBI
.194	31	6	1	2	vs. Left	.194	31	6	1	2
.237	177	42	3	18	vs. Right	.232	181	42	3	18
.260	100	26	3	11	Home	.257	101	26	3	11
.204	108	22	1	9	Road	.198	111	22	1	9
.225	71	16	1	6	Day	.222	72	16	1	6
.234	137	32	3	14	Night	.229	140	32	3	14
.228	123	28	3	13	Pre-ASG	.228	123	28	3	13
.235	85	20	1	7	Post-ASG	.225	89	20	1	7
.194	31	6	1	2	vs. LHP	.194	31	6	1	2
.237	177	42	3	18	vs. RHP	.232	181	42	3	18
.169	59	10	3	17	RISP	.169	59	10	3	17
.100	10	1	0	1	Loaded	.100	10	1	0	1
.125	24	3	0	1	Pinch Hitter	.111	27	3	0	1
—	0	0	0	0	Designated Hitter	—	0	0	0	0

## BALLPARK BREAKDOWN

	AVG.	AB	H	HR	RBI
Busch Stadium	.000	1	0	0	0
Camden Yards	—	0	0	0	0
Chase Field	.143	7	1	0	1
Citi Field	.260	100	26	3	11
Citizens Bank Park	.231	13	3	1	2
Comerica Park	.200	5	1	0	0
Coors Field	.000	9	0	0	0
Dodger Stadium	.000	2	0	0	0
Great American	.333	9	3	0	2
Metrodome	.000	1	0	0	0
Miller Park	.200	5	1	0	1
Minute Maid Park	.375	8	3	0	2
Nationals Park	.333	6	2	0	0
PETCO Park	.167	6	1	0	0
PNC Park	.000	1	0	0	0
Progressive Field	—	0	0	0	0
Rangers Ballpark	.200	5	1	0	0
Rogers Centre	.000	1	0	0	0
Sun Life Stadium	.333	3	1	0	0
Tropicana Field	.000	2	0	0	0
Turner Field	.000	8	0	0	0
Wrigley Field	.333	9	3	0	0
Yankee Stadium	.182	11	2	0	1

## FIELDING STATISTICS

Outfield							
YEAR	PCT.	G	PO	A	E	TC	DP
2008	.750	6	3	0	1	4	0
2011	.984	75	120	2	2	124	0
<b>Totals</b>	<b>.977</b>	<b>81</b>	<b>123</b>	<b>2</b>	<b>3</b>	<b>128</b>	<b>0</b>

## PRIDIE'S CAREER BESTS

**Hits:** 3 (twice), last: September 25, 2011 vs. Philadelphia

**Home Runs:** 1 (four times), last: September 11, 2011 vs. Chicago (NL)

**Runs Batted In:** 3 (twice), last: May 6, 2011 vs. Los Angeles (NL)

**Stolen Bases:** 1 (seven times), last: September 24, 2011 vs. Philadelphia

**Hitting Streak:** 4 (twice), last: May 13 to 16, 2011

**Hitless Streak (At Bats):** 15, May 8 to 13, 2011

**Grand Slams:** None

**Pinch-Hit Home Runs:** None.

**Inside-The-Park Home Runs:** None.

**Game Ending Home Runs:** None.

**Lead Off Home Runs:** None.

## MANNY RAMIREZ

99

## DESIGNATED HITTER/OUTFIELDER

**Height/Weight:** 6-0 / 225**Bats/Throws:** Right / Right**Birthdate:** May 30, 1972**Opening Day Age:** 39**Birthplace/Resides:** Santo Domingo, Dominican Republic / Pembroke Pines, Florida**Major League Service:** 17 years, 42 days**Obtained:** Signed to a minor league contract, February 20, 2012**Contract Status:** First year of a one-year contract through 2012.

## CAREER HIGHLIGHTS

Has spent 19 seasons in the majors with Cleveland (1993-2000), Boston (2001-08), the Los Angeles Dodgers (2008-10), the Chicago White Sox (2010) and Tampa Bay (2011)...ranks 14th in Major League history in home runs (555), 17th in RBI (1831), 25th in doubles (547), 36th in walks (1329), 57th in runs (1544) and tied for 84th in hits (2574)...has 21 grand slams, which is third most all-time behind Lou Gehrig (23) and Alex Rodriguez (22)...is a 12-time All-Star and has won nine Silver Slugger Awards...since the Silver Slugger award was initiated in 1980, only three players have won more: Barry Bonds (12), Alex Rodriguez (10) and Mike Piazza (10)...has finished in the top six in MVP voting seven times in his career...has reached the postseason 11 times...is Major League Baseball's all-time leader with 29 postseason home runs...also ranks second with 78 RBI and third with 117 hits...was named World Series MVP in 2004 while batting .417 (7-for-17) with a home run and four RBI in Boston's four-game sweep of St. Louis...has been to four World Series and has two rings (Boston 2004, 2007)...is a .312 career hitter and only three others members of the 500-home run club have a higher career batting average: Ted Williams (.344), Babe Ruth (.342) and Jimmie Foxx (.325)...ranks eighth all-time in home runs by a right-handed hitter (Harmon Killebrew is 7th, 573)...has hit 30 or more home runs 12 times, which is tied with Jimmie Foxx and Jim Thome for sixth most all-time...has 54 multi-homer games, which is tied with Frank Robinson for 10th all-time...has homered in 39 major league parks...can add two to the list in 2012: new Yankee Stadium and Minnesota's Target Field...has homered off 362 different pitchers...is one of two Dominican-born players in the 500-home run club along with Sammy Sosa...has 12 seasons with at least 100 RBI, which is tied with Al Simmons and Barry Bonds for fifth most all-time...has hit .300 or better 11 times...had a streak of 16 consecutive seasons of .290 or better come to an end last year...only five players all-time have hit .290 or better in 16 straight seasons of 300 or more plate appearances: Ty Cobb (20), Tris Speaker (19), Tony Gwynn (17), Stan Musial (16) and Babe Ruth (16)...has 12 seasons of 30-plus doubles, which is tied with Bobby Abreu, Lou Gehrig and Honus Wagner for eighth all-time.

## 2011 HIGHLIGHTS

Appeared in five games with Tampa Bay before announcing his retirement April 8...went 1-for-17 (.059) with one RBI in five games...did not walk and struck out four times...started each of the Rays first four games at designated hitter and went 1-for-16...the lone hit was a RBI single in the bottom of the eighth inning in the second game of the season, a 3-1 loss to Baltimore April 2...his final at bat came in the Rays fifth game April 6 against Los Angeles...flew out as a pinch hitter in the bottom of the eighth inning.

## CAREER

**2010**—Combined to hit .298 with 16 doubles, nine home runs and 42 RBI in 90 games between the Dodgers and White Sox...was hitting .311 in 66 games with the Dodgers when he was claimed off waivers by the Sox Aug. 30...batted .261 with the White Sox strictly as a designated hitter...was limited to 73 starts (46 in left field, 27 at designated hitter) due to three stints on the disabled list...was on the DL from April 23 to May 8 and again from July 17–Aug. 20 with a strained right calf...was also out from June 30–July 15 with a strained right hamstring...only two of his 18 hits with Chicago went for extra bases...did not reach double-digits in home runs for the first time since 1993...collected his 2,500th hit April 10 at Florida, a single off Josh Johnson...registered his 549th career home run May 28 at Colorado

off Jeff Francis to pass Mike Schmidt for sole possession of 14th place on the all-time list... was ejected by home plate umpire Gary Cederstrom one pitch into his final at-bat with the Dodgers Aug. 29 at Colorado (arguing balls and strikes)... made his White Sox debut Sept. 1 at Cleveland, going 1-for-3... ended an 84 at-bat homerless streak Sept. 18 with a solo homer off Detroit's Max Scherzer... it was the second-longest drought of his career behind an 89 at-bat stretch from July 6 to Aug. 1, 1997.

**2009**—Helped lead the Dodgers to their second consecutive National League West Division championship... his season was limited to 104 games due to his 50-game suspension for a violation of Major League Baseball's Joint Drug Prevention and Treatment Program... the Dodgers went 62-42 (.596) in games which he appeared and 33-25 (.569) in all others... fell one homer shy of his 15th consecutive season with at least 20 homers... is still one of only seven players with 20 or more homers in 14 consecutive seasons... batted .348 with six homers, 20 RBI, 26 walks, and a .492 on-base percentage in 27 games before the suspension May 7... hit .269 (70-for-260) with 13 homers and 43 RBI in 77 games after the suspension... at the time of his suspension, he led the NL in on-base percentage (second in the majors to Boston's Kevin Youkilis' .505) and ranked fifth in hitting... tied for third in the majors with Milwaukee's Prince Fielder with 21 intentional walks, trailing St. Louis' Albert Pujols (44) and San Diego's Adrian Gonzalez (22)... belted a pinch hit grand slam July 22 off Cincinnati's Nick Masset... the sixth inning blast snapped a 2-2 tie and gave the Dodgers a 6-2 victory on Manny bobblehead night... was 2-for-2 with three walks in the Dodgers postseason-clinching win Sept. 26 at Pittsburgh.

**2008**—Enjoyed one of the most productive final two months of a season in baseball history, carrying the Dodgers to their first NLCS appearance since 1988... after being acquired from Boston moments before the July 31 trade deadline, batted .396 for the Dodgers with 17 homers, 53 RBI, 14 doubles, a .469 on-base percentage and .743 slugging percentage in 53 regular-season games... finished fourth in the National League MVP voting despite playing in only 53 games after the trade... hit safely in each of the club's eight postseason games, batting .520 (13-for-25) with four home runs, 10 RBI, 11 walks and a .667 on-base percentage... the average was the best postseason mark in Dodgers history (min. 20 PA)... from Aug. 1 through season's end, he led the majors in batting average, RBI, on-base percentage and slugging percentage... also ranked third in homers behind only Detroit's Miguel Cabrera (18) and Philadelphia's Ryan Howard (18)... his 21 homers as a Dodger – including postseason – led the team... his .396 average with the Dodgers is the second highest ever for an in-season acquisition behind only Cesar Cedeño, who hit .434 in 28 games in 1985 after his trade to the Cardinals from the Reds... hit .332 in a combined 153 games with Boston and Los Angeles to rank third in all of baseball behind Atlanta's Chipper Jones (.364) and St. Louis' Albert Pujols (.357)... also tied for fourth in the majors with 37 home

## MAJOR LEAGUE BASEBALL ALL-TIME LEADERS

### HOME RUNS

1. Barry Bonds	762
2. Hank Aaron	755
3. Babe Ruth	714
4. Willie Mays	660
5. Ken Griffey, Jr.	630
6. <b>Alex Rodriguez</b>	<b>629</b>
7. Sammy Sosa	609
8. <b>Jim Thome</b>	<b>604</b>
9. Frank Robinson	586
10. Mark McGwire	583
11. Harmon Killebrew	573
12. Rafael Palmeiro	569
13. Reggie Jackson	563
14. <b>Manny Ramirez</b>	<b>555</b>

### GRAND SLAMS

1. Lou Gehrig	23
2. <b>Alex Rodriguez</b>	<b>22</b>
3. <b>Manny Ramirez</b>	<b>21</b>
4. Eddie Murray	19
5. Willie McCovey	18
Robin Ventura	18

### RUNS BATTED IN

1. Hank Aaron	2297
2. Babe Ruth	2212
3. Barry Bonds	1996
4. Lou Gehrig	1995
5. Ty Cobb	1961
6. Stan Musial	1951
7. Jimmie Foxx	1921
8. Eddie Murray	1917
9. Willie Mays	1903
10. <b>Alex Rodriguez</b>	<b>1893</b>
11. Mel Ott	1860
12. Carl Yastrzemski	1844
13. Ted Williams	1839
14. Ken Griffey, Jr.	1836
15. Rafael Palmeiro	1835
16. Dave Winfield	1833
17. <b>Manny Ramirez</b>	<b>1831</b>

### DOUBLES

16. Rafael Palmeiro	585
17. Robin Yount	583
18. Wade Boggs	578
19. Charlie Gehringer	574
20. <b>Ivan Rodriguez</b>	<b>572</b>
21. Jeff Kent	560
Eddie Murray	560
23. <b>Bobby Abreu</b>	<b>554</b>
<b>Todd Helton</b>	<b>554</b>
25. <b>Manny Ramirez</b>	<b>547</b>

### WALKS

27. Hank Aaron	1402
28. Jeff Bagwell	1401
29. Dwight Evans	1391
30. Tris Speaker	1381
31. Reggie Jackson	1375
32. Rafael Palmeiro	1353
33. Willie McCovey	1345
34. Eddie Murray	1333
35. Tim Lincecum	1330
36. <b>Manny Ramirez</b>	<b>1329</b>

### RUNS

48. George Brett	1583
49. Rogers Hornsby	1579
50. Tim Lincecum	1571
51. <b>Jim Thome</b>	<b>1566</b>
52. <b>Chipper Jones</b>	<b>1561</b>
53. Hugh Duffy	1553
54. Reggie Jackson	1551
55. Max Carey	1545
George Davis	1545
57. <b>Manny Ramirez</b>	<b>1544</b>

### HITS

75. Maranville/Raines	2605
77. Steve Garvey	2599
78. Ed Delahanty	2591
Luis Gonzalez	2591
80. <b>Vladimir Guerrero</b>	<b>2590</b>
81. Julio Franco	2586
82. Reggie Jackson	2584
Ernie Banks	2584
84. <b>Manny Ramirez</b>	<b>2574</b>
Richie Ashburn	2574

Source: Elias Sports Bureau

runs and tied for sixth with 121 RBI...ranked second in the big leagues with a .601 slugging percentage, behind Pujols (.651)...ranked fourth in the majors with a .430 on-base percentage...hit homer No. 500 off Chad Bradford May 31 at Baltimore, accomplishing the feat in his 7,263rd at-bat, eighth-fewest all-time...began the season with 490 career homers, and went on to surpass seven Hall of Famers on the all-time home run list: Lou Gehrig (493), Eddie Murray (504), Mel Ott (511), Eddie Mathews (512), Ernie Banks (512), Willie McCovey (521) and Ted Williams (521)...recorded 53 RBI with the Dodgers and 68 with Boston...joined Carlos Beltran as the only players in ML history to record at least 50 RBI in both leagues in the same season...Beltran did it in 2004, collecting 51 RBI with Kansas City and 53 with Houston...in his first month in the NL was named the league's Player of the Month for August...batted .415 (44-for-106), with nine home runs, 25 RBI and 21 runs scored in 29 games...in his first 16 games with the club, collected 25 hits, six home runs and 21 RBI...since RBI became an official stat in 1920, only one other player reached Ramirez's totals in each of those categories over his first 16 games with a team – in 1925, Mandy Brooks had 25 hits, six home runs and 24 RBI in his first 16 games with the Chicago Cubs.

**2007**—Ranked third on the World Champion Red Sox with 20 homers and 88 RBI, his lowest totals in a season since the strike-shortened 1994 campaign...tied Los Angeles' Vladimir Guerrero for the American League lead with 17 game-winning RBI...started 120 games in left field and 11 as designated hitter...endured the slowest start of career, hitting .188 (16-for-85) in his first 23 games through April 28...appeared in 127 of Boston's first 132 games through Aug. 28...left that game at Yankee Stadium with a strained left oblique muscle and missed the next 24 contests before returning to action for the team's final six games from Sept. 25-30...drove in a team-high 16 runs in Boston's 14 postseason games.

**2006**—Was among several offensive category leaders in the American League, ranking first with a .439 on-base percentage and 2nd with a 1.058 OPS...was also eighth in batting average (.321) and home runs (35)...finished second in the AL in home batting average with a .355 mark (78-for-220) at Fenway Park...started 124 games in left field and five as the designated hitter...played in 122 of season's first 126 games but just eight (seven starts) of the final 36 contests beginning Aug. 24 due to right knee tendinitis...was hitting .330 Aug. 21, but with right knee problems was just 4-for-25 (.160) with a homer and two RBI in 10 games the rest of the year...produced a career-best 27-game hitting streak from July 15 to Aug. 12, batting .400 (40-for-100) with eight homers and 28 RBI...it was the longest streak in the AL in 2006...homered off Brian Moehler July 1 at Florida, becoming the 13th player to earn his 2,000th hit in a Boston uniform, the first since Wade Boggs in 1992.

**2005**—Ranked third in the American League with 45 homers and 144 RBI...combined with David Ortiz (47 home runs, 148 RBI) to join Babe Ruth and Lou Gehrig (1930-31) as the only teammates in baseball history with consecutive 40-homer, 140-RBI seasons...led AL hitters and ranked second in the majors to Atlanta's Andruw Jones with one homer every 12.3 at-bats...led the majors with one RBI every 3.8 at-bats...had a .353 average (112-for-317) in Boston's 95 wins and a .211 mark (50-for-237) in the team's 67 losses.

**2004**—Led the American League with 43 homers, a .613 slugging percentage and a 1.010 OPS...also ranked second in the AL with 87 extra-base hits and third with 130 RBI...homered once every 13.2 at-bats, the best ratio in the AL...matched a career high with 26 homers before the All-Star break...hit safely in all 14 games during Boston's World Series run, batting .350 (21-for-60) with two homers and 11 RBI...was named World Series MVP while batting .417 (7-for-17) with a home run and four RBI in Boston's four-game sweep of St. Louis...was a member of the MLB All-Star Team that went to Japan after the season.

**2003**—Banged out a career-high 185 hits and led the American League with a .427 on-base percentage and 28 intentional walks...finished second in the league with a 1.014 OPS and a .325 batting average, one point behind teammate Bill Mueller...led the AL with a .385 average (55-for-143) against left-handed pitchers.

**2002**—Won the American League batting title with a .349 batting average...appeared in just 120 total games, which was the fewest for an AL batting champ since Kansas City's George Brett hit .390 in 117 games in 1980...also led the circuit with a .450 on-base percentage...finished second in the AL with a .647 slugging percentage and a 1.097 OPS...was on the disabled list from May 14 to June 25 with a frac-

jured left index finger, which he sustained sliding into home May 11 at Seattle...played in 10 games at Triple-A Pawtucket on a rehab assignment before returning to the Red Sox June 25 against Cleveland...batted .414 (67-for-162) with 15 homers and 47 RBI in his final 44 games beginning Aug. 13, raising his average from .310.

**2001**—In his first season with Boston, he ranked fourth in the American League with 41 homers, 125 RBI, a .609 slugging percentage and a 1.014 OPS...also ranked sixth with 76 extra-base hits, 322 total bases and a .405 on-base percentage...led the AL with 25 intentional walks including an AL-record four in an extra-inning game, June 5 against Detroit...missed seven games with a right hamstring strain August 20-26, and sat out the season's last six contests with a sore left wrist.

**2000**—Was the American League leader with a career-best .697 slugging percentage, which was second highest in Indians history...also led the AL with a 1.154 OPS...ranked third in the AL with a career-high .351 batting average and a career-best .457 on-base percentage...tied an Indians club record with an RBI in nine straight games from May 5-13...reached base safely via a hit or walk in 49 straight games from July 29–Sep 23...was on the disabled list from May 30 to July 12 with a strained left hamstring...in his final three seasons with Cleveland (1998–2000) averaged more than one RBI per game (432 RBI in 415 games)...also had 127 HR and a .649 slugging percentage...signed an eight-year, \$160 million free agent contract with the Red Sox, Dec. 13.

**1999**—Led the majors with an Indians single season club-record 165 RBI...that remains the highest total in the majors in the last 73 years...averaged an RBI every 3.164 at bats, which currently is the third-best ratio in a season in baseball history behind Hack Wilson (1930) and Babe Ruth (1921)...topped the American League in slugging (.663) and OPS (1.105) and was among the league leaders in on-base percentage (2nd, .442), homers (3rd, 44), extra-base hits (3rd, 81), runs (4th, career-best 131), total bases (4th, 346) and average (5th, .333)...led the Indians to their fifth consecutive AL Central Division title, but went 1-for-18 in the ALDS loss to the Red Sox...was elected to his second All-Star Game, his first as a starter...hit cleanup and played right field in a starting lineup that included four Indians: also first baseman Jim Thome, second baseman Roberto Alomar and left fielder Kenny Lofton.

**1998**—Ranked third in the American League with 45 homers and fourth in the circuit with 145 RBI...also ranked fourth in the AL with 82 extra-base hits and a .599 slugging percentage...added four homers and seven RBI in the postseason...the Tribe got past the Red Sox in the ALDS, but fell to the Yankees in the ALCS...was a member of MLB All-Star Team that went to Japan after the season.

**1997**—Ranked fourth in the American League with a .328 average...hit two home runs in the ALCS and two more in the World Series, but batted only .191 in the postseason as the Indians fell to the Marlins in the World Series in seven games.

**1996**—Ranked fifth in the American League with 81 extra base hits and sixth with a career-high 45 doubles...led the AL with a career-high 19 outfield assists...added two doubles and two home runs in the ALDS, but the Indians lost to Baltimore in four games.

**1995**—Became the 25th player in Major League history to produce 30 homers and 100 RBI in a season at the age of 23 or younger...was just the second Indian to do it joining Hal Trosky (1934 and 1936)...helped lead the Indians to their first World Series since 1954 with a lineup that also included Albert Belle (50 home runs), Eddie Murray (21) and Jim Thome (25)...was named to his first All-Star Game...entered as pinch-hitter and walked twice.

**1994**—Placed second in the BBWAA American League Rookie of the Year voting behind Kansas City's Bob Hamelin...ranked second among AL rookies with 78 hits, 22 doubles, 17 homers and 60 RBI.

**1993**—Selected as *Baseball America's* Minor League Player of the Year after hitting a combined .333 with 31 home runs and 115 RBI in 129 games with Double-A Canton-Akron and Triple-A Charlotte...had his contract purchased by Cleveland from Charlotte on Sept. 1...went 0-for-4 in his Major League debut the following day at Minnesota...but the next day, Sept. 3 at New York (AL), he went 3-for-4 with a double, two homers and three RBI...his first hit (double) and homer both came off Melido Perez.

**1992**—Appeared in 81 games at Single-A Kingston before being sidelined for the season in early July with a severely bruised hamate bone in his left hand.

**1991**—Was selected as the Appalachian League Player of the Year at Rookie-level Burlington in his pro debut...also named the Short-A Player of the Year by *Baseball America*...led the league with 19 homers, 63 RBI, 146 total bases and a .679 slugging percentage...ranked third in the league with a .326 average.

## PERSONAL/MISCELLANEOUS

Manuel Aristedes Ramirez was originally signed by Indians scout Joe DeLuca...is married, Julianna, and has three sons...graduated from George Washington High School in Bronx, N.Y., in 1991...was a three time All-City selection in baseball...named New York City Public Schools High School Player of the Year in 1991, when he batted .615 with 14 homers in 22 games...was inducted into the New York City Public Schools Athletic Hall of Fame in October 1999...missed a game May 10, 2004 to become a United States citizen...the next day, prior to the game against the Indians, he placed a small American flag in the outfield at Fenway Park...appeared on *The Tonight Show with Jay Leno* in November 2007... is the subject of *Becoming Manny: Inside the Life of Baseball's Most Enigmatic Slugger*, by Jean Rhodes and Shawn Boburg...the authorized biography, was published in 2009...donated his red 1994 Porsche 911 Turbo 3.6 to charity in July, 2010...it sold for \$50,100 in an online auction and the proceeds were split between ThinkCure!, the official charity of the Dodgers, and Maryvale, a placement home for girls in Los Angeles.

## LIFETIME PLAYING RECORD

Year	Club	AVG.	G	AB	R	H	2B	3B	HR	RBI	SH	SF	HP	BB	SO	SB	CS	SLG	OBP	E
1991	Burlington	.326	59	215	44	70	11	4	19	63	0	3	6	34	41	7	8	.679	.426	3
1992	Kingston	.278	81	291	52	81	18	4	13	63	1	3	4	45	74	1	3	.502	.379	6
1993	Canton-Akron	.340	89	344	67	117	32	0	17	79	0	5	2	45	68	2	2	.581	.414	5
	Charlotte	.317	40	145	38	46	12	0	14	36	0	3	2	27	35	1	1	.690	.424	3
	CLEVELAND	.170	22	53	5	9	1	0	2	5	0	0	0	2	8	0	0	.302	.200	0
1994	CLEVELAND	.269	91	290	51	78	22	0	17	60	0	4	0	42	72	4	2	.521	.357	1
1995	CLEVELAND	.308	137	484	85	149	26	1	31	107	2	5	5	75	112	6	6	.558	.402	5
1996	CLEVELAND	.309	152	550	94	170	45	3	33	112	0	9	3	85	104	8	5	.582	.481	9
1997	CLEVELAND	.328	150	561	99	184	40	0	26	88	0	4	7	79	115	2	3	.538	.415	7
1998	CLEVELAND	.294	150	571	108	168	35	2	45	145	0	10	6	76	121	5	3	.599	.377	7
1999	CLEVELAND	.333	147	522	131	174	34	3	44	165	0	9	13	96	131	2	4	.663	.442	7
2000	CLEVELAND	.351	118	439	92	154	34	2	38	122	0	4	3	86	117	1	1	.697	.457	0
	Buffalo	.455	5	11	5	5	12	0	14	36	0	0	0	6	1	0	0	1.364	.647	0
	Akron	.500	1	2	1	1	0	0	1	2	0	0	0	2	1	0	0	2.000	.750	2
2001	BOSTON	.306	142	529	93	162	33	2	41	125	0	2	8	81	147	0	1	.609	.405	0
2002	BOSTON	.349	120	436	84	152	31	0	33	107	0	1	8	73	85	0	0	.647	.450	0
	Pawtucket	.100	11	30	2	3	1	0	1	2	0	0	1	8	9	0	0	.233	.308	5
2003	BOSTON	.325	154	569	117	185	36	1	37	104	0	5	8	97	94	3	1	.587	.427	4
2004	BOSTON	.308	152	568	108	175	44	0	43	130	0	7	6	82	124	2	4	.613	.397	7
2005	BOSTON	.292	152	554	112	162	30	1	45	144	0	6	10	80	119	1	0	.594	.388	7
2006	BOSTON	.321	130	449	79	144	27	1	35	102	0	8	1	100	102	0	1	.619	.439	2
2007	BOSTON	.296	133	483	84	143	33	1	20	88	0	8	7	71	92	0	0	.493	.388	2
2008	BOSTON	.299	100	365	66	109	22	1	20	68	0	0	8	52	86	1	0	.529	.398	1
	LOS ANGELES (NL)	.396	53	187	36	74	14	0	17	53	0	4	3	35	38	2	0	.743	.489	2
2009	Albuquerque	.000	2	3	0	0	0	0	0	0	0	0	0	1	1	0	0	.000	.250	0
	Inland Empire	.429	3	7	2	3	0	0	1	1	0	0	0	2	4	0	0	.857	.556	0
	LOS ANGELES (NL)	.290	104	352	62	102	24	2	19	63	0	1	7	71	81	0	1	.531	.418	4
2010	LOS ANGELES (NL)	.311	66	196	32	61	15	0	8	40	0	3	1	32	38	1	1	.510	.405	3
	Inland Empire	.105	8	19	1	2	0	0	0	1	0	0	0	3	11	0	0	.105	.227	0
	CHICAGO (AL)	.261	24	69	6	18	1	0	1	2	0	0	5	14	23	0	0	.319	.420	-
2011	TAMPA BAY	.059	5	17	0	1	0	0	0	1	0	0	0	0	4	0	0	.059	.059	0
<b>AL Totals</b>		<b>.311</b>	<b>2079</b>	<b>7509</b>	<b>1414</b>	<b>2337</b>	<b>494</b>	<b>18</b>	<b>511</b>	<b>1675</b>	<b>2</b>	<b>82</b>	<b>98</b>	<b>1191</b>	<b>1656</b>	<b>35</b>	<b>31</b>	<b>.586</b>	<b>.408</b>	<b>66</b>
<b>NL Totals</b>		<b>.322</b>	<b>223</b>	<b>735</b>	<b>130</b>	<b>237</b>	<b>53</b>	<b>2</b>	<b>44</b>	<b>156</b>	<b>0</b>	<b>8</b>	<b>11</b>	<b>138</b>	<b>157</b>	<b>3</b>	<b>2</b>	<b>.580</b>	<b>.433</b>	<b>9</b>
<b>ML Totals</b>		<b>.312</b>	<b>2302</b>	<b>8244</b>	<b>1544</b>	<b>2574</b>	<b>547</b>	<b>20</b>	<b>555</b>	<b>1831</b>	<b>2</b>	<b>90</b>	<b>109</b>	<b>1329</b>	<b>1813</b>	<b>38</b>	<b>33</b>	<b>.585</b>	<b>.411</b>	<b>75</b>

## CAREER TRANSACTIONS

**1991** — Selected by the Cleveland Indians organization in the 1st round (13th selection overall) of the June Draft. **1999** — On suspended list, June 8 to 10. **2000** — On disabled list, May 30 to July 12; included rehabilitation assignments

to Akron, June 15 to 22, and Buffalo, July 6 to 12. Elected free agency, October 27; signed by the Boston Red Sox, December 13. **2002** — On disabled list, May 12 to June 24; included rehabilitation assignment to Pawtucket, June 13 to 24. **2008** — Traded to the Los Angeles Dodgers as part of a three-team trade; Boston received outfielder Jason Bay from the Pittsburgh Pirates, the Pirates received pitcher Bryan Morris and infielder Andy LaRoche from the Dodgers and pitcher Craig Hansen and outfielder Brandon Moss from the Red Sox, July 31. Elected free agency, October 30. **2009** — Re-signed by Los Angeles, March 6. On restricted list, May 7 to June 30; included rehabilitation assignments to Albuquerque, June 23 to 26, and Inland Empire, June 27 to 29. **2010** — On disabled list, April 23 to May 7; included rehabilitation assignment to Inland Empire, May 4 to 7. On disabled list, June 30 to July 14; included rehabilitation assignment to Inland Empire, July 10 to 14. On disabled list, July 17 to August 20; included rehabilitation assignment to Inland Empire, August 18 to 20. Claimed off waivers by the Chicago White Sox, August 30. Elected free agency, November 1. **2011** — Signed by the Tampa Bay Rays, February 1. Placed on voluntarily retired list, April 8. Reinstated from retired list, December 9. **2012** — Signed by the Oakland Athletics to a minor league contract, February 20.

### DIVISION SERIES RECORD

Year	Club/Opp.	AVG	G	AB	R	H	2B	3B	HR	RBI	SH	SF	HP	BB	SO	SB	CS	SLG	OBP	E
1995	CLE vs. BOS	.000	3	12	1	0	0	0	0	0	0	0	1	1	2	0	0	.000	.143	0
1996	CLE vs. BAL	.375	4	16	4	6	2	0	2	2	0	0	0	1	4	0	0	.875	.412	0
1997	CLE vs. NYY	.143	5	21	2	3	1	0	0	3	0	0	0	0	3	0	0	.190	.143	1
1998	CLE vs. BOS	.357	4	14	2	5	2	0	2	3	0	0	2	1	4	0	0	.929	.471	0
1999	CLE vs. BOS	.056	5	18	5	1	1	0	0	1	0	0	1	4	8	0	0	.111	.261	0
2003	BOS vs. OAK	.200	5	20	2	4	0	0	1	3	0	0	0	3	7	0	0	.350	.304	0
2004	BOS vs. ANA	.385	3	13	3	5	2	0	1	7	0	2	0	1	4	0	0	.769	.375	0
2005	BOS vs. CWS	.300	3	10	2	3	0	0	2	4	0	0	0	2	0	0	0	.900	.417	0
2007	BOS vs. LAA	.375	3	8	3	3	0	0	2	4	0	0	0	5	2	0	0	1.125	.615	0
2008	LAD vs. CHC	.500	3	10	5	5	0	0	2	3	0	0	0	4	3	0	0	1.100	.643	0
2009	LAD vs. STL	.308	3	13	0	4	3	0	0	2	0	0	0	1	2	0	0	.538	.357	0
<b>Totals</b>		<b>.252</b>	<b>41</b>	<b>155</b>	<b>29</b>	<b>39</b>	<b>11</b>	<b>0</b>	<b>12</b>	<b>32</b>	<b>0</b>	<b>2</b>	<b>4</b>	<b>23</b>	<b>39</b>	<b>0</b>	<b>0</b>	<b>.554</b>	<b>.359</b>	<b>1</b>

### LEAGUE CHAMPIONSHIP SERIES RECORD

Year	Club/Opp.	AVG	G	AB	R	H	2B	3B	HR	RBI	SH	SF	HB	BB	SO	SB	CS	SLG	OBP	E
1995	CLE vs. SEA	.286	6	21	2	6	0	0	2	2	0	0	0	2	5	0	0	.571	.348	0
1997	CLE vs. BAL	.286	6	21	3	6	1	0	2	3	0	0	1	5	5	0	0	.619	.444	1
1998	CLE vs. NYY	.333	6	21	2	7	1	0	2	4	0	1	0	4	9	0	0	.667	.423	0
2003	BOS vs. NYY	.310	7	29	6	9	1	0	2	4	0	0	0	1	4	0	1	.552	.333	0
2004	BOS vs. NYY	.300	7	30	3	9	1	0	0	0	0	0	0	5	4	0	0	.333	.400	1
2007	BOS vs. CLE	.409	7	22	5	9	1	0	2	10	0	1	0	9	5	0	0	.727	.563	0
2008	LAD vs. PHI	.533	5	15	4	8	2	0	2	7	0	0	0	7	1	0	0	1.067	.682	0
2009	LAD vs. PHI	.263	5	19	3	5	0	0	1	2	0	0	0	1	4	0	0	.421	.300	0
<b>Totals</b>		<b>.331</b>	<b>49</b>	<b>178</b>	<b>28</b>	<b>59</b>	<b>7</b>	<b>0</b>	<b>13</b>	<b>32</b>	<b>0</b>	<b>2</b>	<b>1</b>	<b>34</b>	<b>37</b>	<b>0</b>	<b>1</b>	<b>.589</b>	<b>.437</b>	<b>2</b>

### WORLD SERIES RECORD

Year	Club/Opp.	AVG	G	AB	R	H	2B	3B	HR	RBI	SH	SF	HB	BB	SO	SB	CS	SLG	OBP	E
1995	CLE vs. ATL	.222	6	18	2	4	0	0	1	2	0	0	0	4	5	1	0	.389	.364	0
1997	CLE vs. FLA	.154	7	26	3	4	0	0	2	6	0	2	0	6	5	0	0	.385	.294	1
2004	BOS vs. STL	.412	4	17	2	7	0	0	1	4	0	0	0	3	3	0	0	.588	.500	2
2007	BOS vs. COL	.250	4	16	3	4	1	0	0	2	0	0	0	2	2	0	0	.313	.333	0
<b>Totals</b>		<b>.247</b>	<b>21</b>	<b>77</b>	<b>10</b>	<b>19</b>	<b>1</b>	<b>0</b>	<b>4</b>	<b>14</b>	<b>0</b>	<b>2</b>	<b>0</b>	<b>15</b>	<b>15</b>	<b>1</b>	<b>0</b>	<b>.416</b>	<b>.362</b>	<b>3</b>

### ALL-STAR GAME RECORD

Year	Club/Site	AVG	G	AB	R	H	2B	3B	HR	RBI	SH	SF	HB	BB	SO	SB	CS	SLG	OBP	E
1995	A.L./TEX	—	1	0	0	0	0	0	0	0	0	0	0	2	0	0	0	—	1.000	0
1998	A.L./COL	.000	1	1	0	0	0	0	0	1	0	1	0	0	0	0	0	.000	.000	0
1999	A.L./BOS	.000	1	1	1	0	0	0	0	0	0	0	0	1	1	0	0	.000	.500	0
2000	A.L./ATL																			
2001	A.L./SEA	.000	1	1	0	0	0	0	0	0	0	0	0	0	1	0	0	.000	.000	0
2002	A.L./MIL	1.000	1	2	0	2	0	0	0	1	0	0	0	0	0	0	0	1.000	1.000	0
2003	A.L./CHI (AL)																			
2004	A.L./HOU	.500	1	2	1	1	0	0	1	2	0	0	0	0	0	0	0	2.000	.500	0
2005	A.L./DET	.000	1	2	0	0	0	0	0	0	0	0	0	0	1	0	0	.000	.000	0
2006	A.L./PIT																			
2007	A.L./SF	.000	1	1	0	0	0	0	0	0	0	0	0	0	0	0	0	.000	.000	0
2008	A.L./NY (AL)	.000	1	2	0	0	0	0	0	0	0	0	0	0	1	0	0	.000	.000	0
<b>Totals</b>		<b>.250</b>	<b>9</b>	<b>12</b>	<b>2</b>	<b>3</b>	<b>0</b>	<b>0</b>	<b>1</b>	<b>4</b>	<b>0</b>	<b>1</b>	<b>0</b>	<b>3</b>	<b>4</b>	<b>0</b>	<b>0</b>	<b>.500</b>	<b>.375</b>	<b>0</b>



## VS. THE AMERICAN LEAGUE

2011		CAREER								
AVG.	AB	H	HR	RBI	vs. TEAM	AVG.	AB	H	HR	RBI
.083	12	1	0	1	Baltimore	.312	701	219	36	153
—	0	0	0	0	Boston	.282	291	82	12	41
—	0	0	0	0	Chicago	.322	423	136	25	91
—	0	0	0	0	Cleveland	.352	196	69	16	46
—	0	0	0	0	Detroit	.302	474	143	27	94
—	0	0	0	0	Kansas City	.325	437	142	37	113
.000	5	0	0	0	Los Angeles	.295	457	135	24	92
—	0	0	0	0	Minnesota	.330	488	161	29	114
—	0	0	0	0	New York	.322	733	236	55	165
—	0	0	0	0	Oakland	.328	488	160	39	115
—	0	0	0	0	Seattle	.316	433	137	39	115
—	0	0	0	0	Tampa Bay	.310	575	178	41	143
—	0	0	0	0	Texas	.297	421	125	23	93
—	0	0	0	0	Toronto	.279	687	192	54	140

## VS. THE NATIONAL LEAGUE

2011		CAREER								
AVG.	AB	H	HR	RBI	vs. TEAM	AVG.	AB	H	HR	RBI
—	0	0	0	0	Arizona	.411	124	51	12	32
—	0	0	0	0	Atlanta	.266	124	33	4	15
—	0	0	0	0	Chicago	.254	63	16	1	6
—	0	0	0	0	Cincinnati	.404	94	38	12	35
—	0	0	0	0	Colorado	.284	95	27	3	10
—	0	0	0	0	Florida	.357	42	15	3	14
—	0	0	0	0	Houston	.250	100	25	8	23
—	0	0	0	0	Los Angeles	.222	9	2	1	3
—	0	0	0	0	Milwaukee	.344	224	77	14	41
—	0	0	0	0	New York	.281	32	9	2	9
—	0	0	0	0	Philadelphia	.274	95	26	8	30
—	0	0	0	0	Pittsburgh	.370	100	37	5	22
—	0	0	0	0	San Diego	.230	100	23	8	24
—	0	0	0	0	San Francisco	.388	98	38	8	25
—	0	0	0	0	St. Louis	.289	90	26	6	17
—	0	0	0	0	Washington	.320	50	16	3	10

## MONTHLY BREAKDOWN

2011		CAREER								
AVG.	AB	H	HR	RBI	by MONTH	AVG.	AB	H	HR	RBI
—	0	0	0	0	March	.353	17	6	1	8
.059	17	1	0	1	April	.317	1379	437	87	312
—	0	0	0	0	May	.304	1399	425	86	304
—	0	0	0	0	June	.304	1227	373	81	267
—	0	0	0	0	July	.306	1424	436	109	333
—	0	0	0	0	August	.330	1465	483	97	309
—	0	0	0	0	September	.312	1296	404	89	288
—	0	0	0	0	October	.270	37	10	5	10

## BATTING BREAKDOWN

2011		CAREER								
AVG.	AB	H	HR	RBI	by CATEGORY	AVG.	AB	H	HR	RBI
.059	17	1	0	1	Home	.311	4016	1247	282	947
—	0	0	0	0	Road	.314	4228	1327	273	884
.000	5	0	0	0	Day	.319	2385	762	167	527
.083	12	1	0	1	Night	.309	5859	1812	388	1304
.059	17	1	0	1	Pre-ASG	.311	4479	1391	296	1012
—	0	0	0	0	Post-ASG	.314	3765	1183	259	819
.000	3	0	0	0	vs. LHP	.335	2088	699	141	463
.071	14	1	0	1	vs. RHP	.305	6156	1875	414	1368
.250	4	1	0	1	RISP	.327	2342	766	147	1249
—	0	0	0	0	Loaded	.328	238	78	21	252
.000	1	0	0	0	Pinch Hitter	.116	43	5	2	9
.063	16	1	0	1	Designated Hitter	.308	1175	362	71	234

## BALLPARK BREAKDOWN

	AVG.	AB	H	HR	RBI
Angel Stadium	.306	209	64	13	48
Arlington Stadium	.000	4	0	0	0
Astrodome	.150	20	3	2	4
AT&T Park	.424	59	25	2	10
Busch Stadium	.258	31	8	2	4
Busch Stadium II	.333	15	5	0	0
Camden Yards	.314	338	106	18	76
Chase Field	.471	51	24	4	11
Cinergy Field	.444	18	8	2	5
Citi Field	.455	11	5	1	6
Citizens Bank Park	.191	47	9	3	9
Cleveland Stadium	.194	31	6	0	2
Comerica Park	.248	101	25	3	11
Coors Field	.255	51	13	1	5
County Stadium	.369	84	31	6	16
Dodger Stadium	.304	326	99	23	79
Fenway Park	.316	2105	665	142	472
Great American	.406	32	13	3	10
Kauffman Stadium	.342	196	67	13	37
Kingdome	.302	86	26	9	27
Metrodome	.314	255	80	14	55
Miller Park	.357	28	10	3	6
Minute Maid Park	.333	24	8	3	8
Nationals Park	.348	23	8	1	4
O.co Coliseum	.316	237	75	12	38
Olympic Stadium	.167	12	2	1	1
Original Yankee Stadium	.321	380	122	29	77
PETCO Park	.193	57	11	4	12
PNC Park	.409	44	18	2	12
Progressive Field	.312	1771	552	132	436
Rangers Ballpark	.315	222	70	7	41
Rogers Centre	.291	371	108	27	83
Safeco Field	.323	161	52	14	40
Shea Stadium	.091	11	1	1	1
Sun Life Stadium	.450	20	9	2	9
Three Rivers	.407	27	11	2	5
Tiger Stadium	.339	112	38	9	30
Tokyo Dome	.333	9	3	1	5
Tropicana Field	.286	325	93	25	73
Turner Field	.255	51	13	2	7
U.S. Cellular Field	.329	246	81	16	51
Veterans Stadium	.000	11	0	0	0
Wrigley Field	.219	32	7	1	5

## FIELDING STATISTICS

Outfield									
YEAR	PCT.	G	PO	A	E	TC	DP		
1993	1.000	1	3	0	0	3	0		
1994	.994	84	150	7	1	158	2		
1995	.978	131	220	3	5	228	2		
1996	.970	149	272	19	9	300	4		
1997	.975	146	259	10	7	276	2		
1998	.977	148	291	10	7	308	1		
1999	.975	145	267	7	7	281	2		
2000	.986	93	134	7	2	143	1		
2001	1.000	55	98	1	0	99	0		
2002	.959	68	110	6	5	121	1		
2003	.982	128	207	11	4	222	1		
2004	.967	132	198	4	7	209	0		
2005	.974	149	243	17	7	267	0		
2006	.989	123	175	7	2	184	0		
2007	.990	120	182	8	2	192	0		
2008	.985	119	190	7	3	200	2		
2009	.973	101	139	3	4	146	0		
2010	.959	46	68	2	3	73	0		
<b>Totals</b>	<b>.978</b>	<b>1938</b>	<b>3206</b>	<b>129</b>	<b>75</b>	<b>3410</b>	<b>18</b>		

## RAMIREZ' CAREER BESTS

**Hits:** 5 (twice), August 26, 2002 vs. Anaheim; July 16, 2002 at Detroit. 4 (27 times), last: August 30, 2008 at Arizona.

**Home Runs:** 3 (twice), August 25, 1999 at Oakland; September 15, 1998 vs. Toronto. 2 (52 times), last: April 18, 2009 vs. Colorado

**Runs Batted In:** 8, September 24, 1999 at Toronto; 6 (six times), April 16, 2005 vs. Tampa Bay; August 22, 2002 vs. Texas; July 29, 2000 at Baltimore; May 11, 2000 vs. Kansas City, June 16, 1998 vs. Kansas City, June 21, 1997 vs. New York (AL); 5 (27 times), last: September 20, 2008 vs. San Francisco

**Stolen Bases:** 2, June 14, 1995 vs. Baltimore

**Hitting Streak:** 27, July 15 to August 12, 2006

**Hitless Streak (At Bats):** 21, September 5 to 12, 1998

**Grand Slams:** 21, last: July 22, 2009 vs. Cincinnati (Nick Masset)

**Pinch-Hit Home Runs:** 2, April 18, 2010 vs. San Francisco (Sergio Romo); July 22, 2009 vs. Cincinnati (Nick Masset)

**Inside-The-Park Home Runs:** None.

**Game Ending Home Runs:** 3, September 10, 1996 vs. California (Troy Percival); July 16, 1995 vs. Oakland (Dennis Eckersley); June 19, 1995 vs. Boston (Ken Ryan)

**Lead Off Home Runs:** None.

### MULTI-HOMER GAMES (54)

Three Homer Games (2)		
Sept. 15, 1998	TOR	July 20, 2001 at CWS
Aug. 25, 1999	at OAK	April 21, 2002 at KC
		May 1, 2002 BAL
		July 21, 2002 at NYY
Two Homer Games (52)		
Sept. 3, 1993	at NYY	July 23, 2002 TB
April 11, 1994	at CAL	Aug. 22, 2002 TEX
May 26, 1995	at TOR	Aug. 26, 2002 ANA
July 6, 1995	SEA	Sept. 14, 2002 BAL
April 21, 1996	BOS	July 3, 2003 at TB
June 27, 1996	at CWS	July 1, 2004 at NYY
April 1, 1998	at SEA	July 10, 2004 TEX
June 21, 1998	NYY	Aug. 31, 2004 ANA
July 3, 1998	at KC	Sept. 10, 2004 at SEA
July 5, 1998	at KC	April 16, 2005 TB
Aug. 4, 1998	at ANA	April 18, 2005 TOR
Sept. 16, 1998	MIN	Sept. 20, 2005 at TB
Sept. 19, 1998	KC	Oct. 1, 2005 NYY
July 10, 1999	CIN	April 21, 2006 at TOR
Aug. 13, 1999	BAL	May 24, 2006 NYY
Sept. 24, 1999	at TOR	June 23, 2006 PHI
May 11, 2000	KC	July 1, 2006 at FLA
July 18, 2000	HOU	May 3, 2007 SEA
July 20, 2000	KC	July 26, 2007 at CLE
July 29, 2000	at BAL	April 17, 2008 at NYY
April 17, 2001	at TB	Aug. 30, 2008 at ARI
April 22, 2001	at NY	Sept. 10, 2008 at SD
April 29, 2001	KC	Sept. 20, 2008 SF
June 23, 2001	TOR	April 18, 2009 COL

### GRAND SLAMS (21)

Date	Opponent	Pitcher
Aug. 4, 1995	CWS	Jason Bere
May 17, 1996	TEX	Gil Heredia
July 11, 1996	at MIN	Brad Radke
Aug. 20, 1996	TEX	Jeff Russell
June 21, 1997	NYY	Graeme Lloyd
July 6, 1997	KC	Tim Belcher
June 24, 1998	STL	Mark Petkovsek
July 5, 1998	at KC	Glendon Rusch
May 18, 1999	at CWS	James Baldwin
Sept. 24, 1999	at TOR	Mike Romano
May 11, 2000	KC	Chad Durbin
July 29, 2000 (1)	at BAL	Pat Rapp
Aug. 19, 2000	SEA	Jamie Moyer
Aug. 19, 2001	BAL	Calvin Maduro
Sept. 11, 2002	at TB	Paul Wilson
Aug. 20, 2004	at CWS	Mark Buehrle
Sept. 10, 2004	at SEA	Aaron Taylor
April 16, 2005	TB	Dewon Brazelton
June 26, 2005	at PHI	Brett Myers
July 5, 2005	at TEX	Chris Young
July 22, 2009	CIN	Nick Masset

### MILESTONE HOME RUNS

No.	Date	Opp.	Pitcher
1	Sept. 3, 1993	at NYY	Melido Perez
100	Aug. 8, 1997	TEX	Tanyon Sturtze
200	April 9, 2000	at TB	Dave Eiland
300	Aug. 26, 2002	ANA	Ramon Ortiz
400	May 15, 2005	at SEA	Gil Meche
500	May 31, 2008	at BAL	Chad Bradford

**CATCHER****Height/Weight:** 6-2 / 242**Bats/Throws:** Right / Right**Birthdate:** August 29, 1983**Opening Day Age:** 28**Birthplace/Resides:** Allentown, Pennsylvania / Catasauqua, Pennsylvania**Major League Service:** 37 days**Obtained:** Selected in the 18th round of the 2005 First-Year Player Draft**Contract Status:** First year of a one-year contract through 2012.**CAREER HIGHLIGHTS**

Was the A's 18th-round pick in the 2005 draft...made his Major League debut in 2011, batting .176 in five games...has compiled a .273 (644-for-2357) batting average with 89 home runs and 353 RBI in 667 games over seven minor league seasons...has reached double figures in home runs each of his last six seasons...was named to Midseason All-Star teams in the Midwest League in 2006, the California League in 2007, the Texas League in 2008 and the Pacific Coast League in 2011...was a Postseason PCL All-Star in 2011...has tossed out 221-of-665 (33.2%) attempted base stealers in his minor league career.

**2011 HIGHLIGHTS**

Was selected from Triple-A Sacramento Aug. 23 and made his Major League debut with the A's...went 3-for-17 (.176) with a double and no RBI in five games...added four walks and reached base safely via hit or walk in all five of his contests...went 2-for-7 (.286) against left-handed pitching, 1-for-10 (.100) against right-handers...was 0-for-7 with runners in scoring position...all five of his appearances were starts at catcher...opponents were successful in each of their five stolen base attempts off him and he had an 8.36 catchers ERA...most of that came in his ML debut Aug. 25 at New York when he caught the entire game in the A's 22-9 loss...went 0-for-4 with a walk and three strikeouts...his first big league hit came in his second start Aug. 27 at Boston...singled off Erik Bedard to lead off the fifth inning of the second game of the doubleheader...had his first multiple-hit game and extra-base hit in his third start Sept. 1 at Cleveland when he went 2-for-4 with a double and two runs scored...started just two of the A's final 25 games, going 0-for-6 with two walks.

**SACRAMENTO:** Spent the balance of the season with the River Cats, batting .287 with 16 home runs and 48 RBI in 99 games...added a team-leading 56 walks for a .388 on-base percentage...had career highs in runs (61), walks, stolen bases (7), on-base percentage and slugging percentage (.501) and matched his career high in batting...ranked sixth in the A's farm system in on-base percentage, seventh in slugging, tied for seventh in home runs, ninth in batting and tied for ninth in walks...named to the Pacific Coast League Postseason All-Star team...batted .327 (32-for-98) against left-handed pitching, compared to .271 (67-for-247) against right-handers...slugged .602 against lefties, .462 against righties...hit .305 before the All-Star Break and .228 after the break...batted .196 with runners in scoring position, including .146 with RISP and two outs...appeared in 61 games at catcher, tossing out 14 of 57 (24.6%) attempted base stealers...also played in 25 games at first base and 14 at designated hitter...was 0-for-2 as a pinch-hitter...hit in every spot in the order except third and saw his most action with 30 games batting fifth...hit .352 with five home runs and 12 RBI in 21 games batting seventh...batted .160 over his first eight games...then went 24-for-53 (.453) over his next 15 contests from April 20 to May 6 to raise his average to a season-high .359...had four straight multiple-hit games from April 20-24 (8-for-17, .471)...scored a run in eight straight games from April 25 to May 3 (nine runs total)...had his first two-homer game of the season April 28 at Las Vegas...his average slipped below .300 after a 0-for-5 game against Oklahoma City May 19 (.294)...then compiled a season-high, 17-game hitting streak from May 21 to June 7...hit .403 (25-for-62) with five doubles, a triple, seven home runs, 17 RBI and 13 walks during the streak to boost his average to .330...had a grand slam and a season-high four RBI May 27 at Reno...hit .314 with 22 runs, 10 doubles, five home runs, 14 RBI, 16 walks and four stolen bases in 27 games in May, all his best single-month figures in 2011...was batting .327 as late as June 20...then went 9-for-46 (.196) over his final 14 contests before the All-Star Break...named to the PCL Midseason All-Star Team and was the starting catcher in the Triple-A All-Star Game at Salt Lake City July 13 (went

0 for 2)...was placed on the disabled list July 14 with a left knee laceration...reinstated July 21 and hit .208 (5-for-24) in his first eight games following his return...had his second and final two homer game Aug. 1 against Colorado Springs to boost his average to .304...then went 9-for-49 (.184) over his final 15 games before the A's called Aug. 23.

## CAREER

**2010**—Began the season at Double-A Midland, hitting .211 with a home run and three RBI in 11 games before he was moved up to Triple-A Sacramento April 22...batted .288 with 10 home runs and 42 RBI in 80 games with the River Cats...combined for a .278 average with 11 home runs and 45 RBI in 91 games overall...batted .329 against left-handed pitching, .260 against right-handers...had a .222 batting average with four home runs and 20 RBI in 40 games before the All-Star Break...then hit .355 with seven home runs and 25 RBI in 40 games after the break...logged a .244 batting average with the bases empty, .325 with runners on, including .338 with runners in scoring position...hit .292 with 10 home runs and 41 RBI in 76 games at catcher and .163 in 15 games at designated hitter...batted .219 when leading off an inning...committed nine errors in 76 games at catcher for a .983 fielding percentage...tossed out 25 of 60 (41.7%) attempted base stealers...also appeared in two games at first base...hit in every spot in the order except third...saw his most action in the nine spot where he hit .356 (31 for 87) in 27 games...began the season at Midland and went 8 for 38 (.211) in 11 games before he was transferred to Sacramento April 22...was hitting .222 with three home runs and 17 RBI in 40 games with Sacramento when he was placed on the disabled list June 25 with a strained oblique muscle...was reinstated from the DL July 15 and hit .355 with seven home runs and 25 RBI in 40 games following his return...his Triple-A batting average was at .216 at the conclusion of play Aug. 4 but he went 11 for 15 (.733) with six runs, four doubles and four RBI over his next four games to boost his batting average 44 points to .260...had four RBI Aug. 7 at Albuquerque, went 5 for 7 against the Isotopes Aug. 8 and was a perfect 4-for-4 at Round Rock Aug. 11...homered four times over a four-game stretch from August 25 to 28, including a two-home run, five-RBI performance at Fresno on Aug. 28...ended up batting .370 with eight doubles, one triple, four home runs and 15 RBI in 24 games in August...added 10 walks for a .440 on-base percentage...went 2 for 9 (.222) with a double in two postseason games for the River Cats.

**2009**—Spent most of the season at Triple-A Sacramento where he batted .261 with 12 home runs and 45 RBI in 78 games...also hit .298 with three home runs and nine RBI during a 16-game stint with Double-A Midland from April 29 to May 18...combined for a .267 batting average, 15 home runs and 54 RBI in 94 games overall...the home runs tied for sixth best in the A's farm system and he also ranked ninth in slugging (.462)...hit .287 with seven home runs in 101 at bats against left-handed pitching and .259 with eight home runs in 228 at bats against right-handers...batted .304 when leading off an inning...hit .244 with 11 home runs and 42 RBI in 65 games before the All-Star Break and .326 with four home runs and 12 RBI in 29 games after the break...appeared in 77 games at catcher and tossed out 24 of 72 (33.3%) attempted base stealers...also hit .328 with four home runs and 13 RBI in 17 games at designated hitter and struck out in his only at bat as a pinch hitter...began the season at Sacramento and hit .156 with two home runs and five RBI in 14 games before he was transferred to Midland April 29...hit safely in eight of his first nine games with the RockHounds (12 for 35, .343)...went 3 for 3 with two home runs and a walk May 14 at San Antonio...was transferred back to Sacramento May 19 and finished the season with the River Cats...had two home runs, including a grand slam, and drove in a season-high six runs, July 5 against Reno...homered four times over a 10-game span from Aug. 17 to 30...his best month of the season was August when he hit .375 with four home runs and 10 RBI in 16 games...then went 0 for 16 with three walks and two RBI in five postseason games for the River Cats.

**2008**—Spent the entire season at Double-A Midland, hitting .274 with 11 home runs and 64 RBI in 117 games...had career highs in games, at bats (430), hits (118), triples (4) and strikeouts (140) and matched his best in doubles (29)...the doubles tied for sixth most in the A's farm system and he also ranked 10th in extra base hits (44)...led the Texas League and all Double-A batters in strikeouts...was named to the TL Midseason All-Star team...led TL catchers in games (115) and tied for the lead in errors (13)...tossed out 54 of 166 (32.5%) attempted base stealers, which was third best in the league...hit .340 against left-handed pitching and .255 against right-handers...had a .336 average with runners in scoring position...had a grand slam, May 4 against Frisco...his best month of the season was May when he batted .330 with 26 RBI in 23 games...played for Escogido in the Dominican Winter League following the season and hit .194 with a home run and eight RBI in 14 games.

**2007**—Began the season at Single-A Stockton, hitting .319 with 13 home runs and 47 RBI in 56 games before earning a June 20 promotion to Double-A Midland...went on to bat .204 with four home runs and 20 RBI in 50 games with the RockHounds...combined for a .262 batting average, 17 home runs and 67 RBI in 114 games total...had career highs in doubles (29), home runs and RBI...ranked fifth in the A's farm system in home runs...connected for 10 of his 17 home runs in the seventh inning or later...tossed out 37 of 146 (25.3%) attempted base stealers...committed 11 errors at Midland, which were the most among Texas League catchers...hit .321 in May and .344 in June...had his lone four-hit game May 12 at High Desert...homed in four straight games from June 6 to 9, including his first of two two-homer games June 6 at Bakersfield...also had a two-homer game for Midland Aug. 28 at San Antonio...hit safely in each of his final 12 games at Stockton and his first game at Midland for a season best 13-game hitting streak from June 6 to 20 (.375)...was named to the California League midseason All-Star team and went 1 for 4 with a double and a walk in the game against the Carolina League All-Stars June 19 at Stockton...was promoted to Midland the next day.

**2006**—Spent the entire season at Single-A Kane County, batting .287 with 14 home runs and 57 RBI in 109 games...the batting average was ninth best in the A's farm system...hit .363 against left-handed pitching, .262 against right-handers...batted .273 or better in each month of the season, including a season best .316 in May...tied for the lead among Midwest League catchers in games (95) and errors (12)...tossed out 51 of 122 (41.8%) attempted base stealers...was named to ML midseason All-Star Team...had a season-high four hits April 18 against South Bend...homed twice June 13 at Burlington...batted .256 with three home runs, 11 RBI and eight runs scored in nine postseason games for Kane County.

**2005**—Made his professional debut at Single-A Vancouver, hitting .233 with five home runs and 18 RBI in 43 games...hit .273 against left-handed pitching and .217 with four of his five home runs against right-handers...led Northwest League catchers with a .995 fielding percentage as he committed just two errors in 39 games...tossed out 16 of 42 (38.1%) attempted base stealers...was 2 for 15 (.133) with four walks in five postseason games for the Canadians.

## PERSONAL/MISCELLANEOUS

Anthony Vito Recker was originally signed by A's scout Jeff Bittiger...graduated from Catasauqua (PA) High School in 2001...attended Alvernia College...finished his career second on the Alvernia list in home runs (44) and RBI (210).

## LIFETIME PLAYING RECORD

Year	Club	AVG.	G	AB	R	H	2B	3B	HR	RBI	SH	SF	HP	BB	SO	SB	CS	SLG	OBP	E
2005	Vancouver	.233	43	150	16	35	8	0	5	18	1	0	2	16	40	0	0	.387	.315	2
2006	Kane County	.287	109	407	52	117	24	3	14	57	0	1	3	42	115	5	5	.464	.358	12
2007	Stockton	.319	56	207	39	66	17	2	13	47	0	5	5	27	48	2	0	.609	.402	5
	Midland	.204	58	201	16	41	12	0	4	20	0	0	1	17	63	0	1	.323	.269	11
2008	Midland	.274	117	430	57	118	29	4	11	64	2	2	5	43	140	1	2	.437	.346	13
2009	Sacramento	.261	78	272	30	71	11	2	12	45	3	1	2	28	80	2	0	.449	.333	7
	Midland	.298	16	57	11	17	4	0	3	9	0	0	0	8	22	0	0	.526	.385	3
2010	Midland	.211	11	38	8	8	1	0	1	3	0	0	2	7	12	1	0	.316	.362	0
	Sacramento	.288	80	250	36	72	18	2	10	42	0	4	0	22	62	0	1	.496	.341	9
2011	Sacramento	.287	99	345	61	99	24	1	16	48	2	5	4	56	81	7	5	.501	.388	4
	OAKLAND	.176	5	17	3	3	1	0	0	0	0	0	0	4	7	0	0	.235	.333	1
<b>ML Totals</b>		<b>.176</b>	<b>5</b>	<b>17</b>	<b>3</b>	<b>3</b>	<b>1</b>	<b>0</b>	<b>0</b>	<b>0</b>	<b>0</b>	<b>0</b>	<b>0</b>	<b>4</b>	<b>7</b>	<b>0</b>	<b>0</b>	<b>.235</b>	<b>.333</b>	<b>1</b>
<b>Minor League Totals</b>		<b>.273</b>	<b>667</b>	<b>2357</b>	<b>326</b>	<b>644</b>	<b>148</b>	<b>14</b>	<b>89</b>	<b>353</b>	<b>8</b>	<b>18</b>	<b>24</b>	<b>266</b>	<b>663</b>	<b>18</b>	<b>14</b>	<b>.461</b>	<b>.350</b>	<b>66</b>

## CAREER TRANSACTIONS

**2005** — Selected by the Oakland Athletics organization in the 18th round of the First-Year Player Draft.

## VS. THE AMERICAN LEAGUE

2011					CAREER					
AVG.	AB	H	HR	RBI	vs. TEAM	AVG.	AB	H	HR	RBI
.333	3	1	0	0	Boston	.333	3	1	0	0
.500	4	2	0	0	Cleveland	.500	4	2	0	0
.000	3	0	0	0	Kansas City	.000	3	0	0	0
.000	4	0	0	0	New York	.000	4	0	0	0
.000	3	0	0	0	Texas	.000	3	0	0	0

## MONTHLY BREAKDOWN

2011					CAREER					
AVG.	AB	H	HR	RBI	by MONTH	AVG.	AB	H	HR	RBI
.143	7	1	0	0	August	.143	7	1	0	0
.200	10	2	0	0	September	.200	10	2	0	0

## BATTING BREAKDOWN

2011					CAREER					
AVG.	AB	H	HR	RBI	by CATEGORY	AVG.	AB	H	HR	RBI
.000	3	0	0	0	Home	.000	3	0	0	0
.214	14	3	0	0	Road	.214	14	3	0	0
.182	11	2	0	0	Day	.182	11	2	0	0
.167	6	1	0	0	Night	.167	6	1	0	0
—	0	0	0	0	Pre-ASG	—	0	0	0	0
.176	17	3	0	0	Post-ASG	.176	17	3	0	0
.286	7	2	0	0	vs. LHP	.286	7	2	0	0
.100	10	1	0	0	vs. RHP	.100	10	1	0	0
.000	7	0	0	0	RISP	.000	7	0	0	0
---	0	0	0	0	Loaded	---	0	0	0	0
---	0	0	0	0	Pinch Hitter	---	0	0	0	0
---	0	0	0	0	Designated Hitter	---	0	0	0	0

## BALLPARK BREAKDOWN

	AVG.	AB	H	HR	RBI
Ballpark in Arlington	.000	3	0	0	0
Fenway Park	.333	3	1	0	0
O.co Coliseum	.000	3	0	0	0
Progressive Field	.500	4	2	0	0
Yankee Stadium	.000	4	0	0	0

## FIELDING STATISTICS

Catcher

YEAR	PCT.	G	PO	A	E	TC	DP	PB
2011	.978	5	44	1	1	46	0	0
<b>Totals</b>	<b>.978</b>	<b>5</b>	<b>44</b>	<b>1</b>	<b>1</b>	<b>46</b>	<b>0</b>	<b>0</b>

## RECKER'S CAREER BESTS

Hits: 2, September 1, 2011 at Cleveland

Home Runs: None

Runs Batted In: None

Stolen Bases: None

Hitting Streak: 2, August 27 to September 1, 2011

Hitless Streak (At Bats): 7, September 1, 2011 to present

Grand Slams: None

Pinch-Hit Home Runs: None.

Inside-The-Park Home Runs: None.

Game Ending Home Runs: None.

Lead Off Home Runs: None.

## A'S PLAYERS WHO HAVE PITCHED

PLAYER	DATE	OPPONENT	SCORE	DEC	IP	H	R	ER	BB	SO
Frank Menechino	July 18, 2000	at Colorado	3-18	-	1.0	6	4	4	0	0
Kevin Seitzer	May 2, 1993	at Cleveland	2-10	-	0.1	0	0	0	0	1
Vance Law	October 2, 1991	at Kansas City	5-16	-	0.2	1	0	0	1	0
Mark Wagner	August 20, 1984	at Detroit	1-14	-	1.2	2	0	0	1	1
Garry Hancock	June 25, 1984	at Kansas City	0-16	-	1.1	0	0	0	0	0
Wayne Gross	May 18, 1983	at Minnesota	5-16	-	2.1	2	0	0	1	0
Jeff Newman	September 14, 1977	at Kansas City #2	0-6	-	1.0	1	0	0	0	0



**OUTFIELDER**

**Height/Weight:** 6-2 / 180

**Bats/Throws:** Left / Right

**Birthdate:** February 19, 1987

**Opening Day Age:** 25

**Birthplace/Resides:** Savannah, Georgia / Guyton, Georgia

**Major League Service:** 1 year, 50 days

**Obtained:** Acquired from the Boston Red Sox with pitcher Raul Alcantara and infielder Miles Head for pitcher Andrew Bailey and outfielder Ryan Sweeney, December 28, 2011

**Contract Status:** First year of a one-year contract through 2012.

**CAREER HIGHLIGHTS**

Joins the A's organization after spending the first five years of his career with the Red Sox...played parts of each of the last three seasons in Boston, batting .248 with 10 home runs and 37 RBI in 143 games...including 87 games last year when he ranked third among American League rookies in batting (.280)...hit .278 (507-for-1821) with 86 home runs and 299 RBI in 466 minor league games...added 90 doubles and 28 triples for a .500 slugging percentage...was rated as the No. 7 prospect in the Red Sox organization following the 2010 season by *Baseball America* after being ranked No. 3 after 2009, No. 5 following 2008 and No. 10 after 2007...named to the California League Postseason All-Star team in 2008.

**2011 HIGHLIGHTS**

Appeared in 87 games over two stints with the Red Sox after combining for just 56 over his previous two Major League campaigns...batted .280 with seven home runs and 28 RBI...ranked third among American League rookie in batting, fourth in slugging (.457), fifth in on-base percentage (.327), tied for sixth in doubles (18), ninth in extra-base hits (28), tied for ninth in triples (3) and 10th in runs scored (41)...batted .234 with runners in scoring position, including .182 with RISP and two outs...hit six of his seven home runs at night...five came on the road...had a .393 batting average with two home runs and 15 RBI in 23 games before the All-Star Break compared to .244 with five home runs and 13 RBI in 64 games after the break...slugged .672 before the break, .389 after...hit .438 in 12 interleague games and added five walks for a .500 on-base percentage...started 64 games, including 48 in right field, 14 in left field and two in center field...had five outfield assists, which ranked second among AL rookies...was 2 for 11 (.182) with two RBI as a pinch hitter.

**BOSTON:** Recalled from Triple-A Pawtucket the first time May 26 and went 3 for 5 with a career-high three RBI that day at Detroit...was 5 for 13 (.385) with four RBI and four runs scored in five games before he was optioned back to Pawtucket June 4...returned June 18 and spent the remainder of the season with Boston...hit .364 with four home runs and 16 RBI in his first 28 games during his second stint...then went 34-for-153 (.222) with three home runs and eight RBI over his final 54 games...had a pinch-hit two-run single in the Red Sox 10-thrue seventh inning June 20 against San Diego, his first career RBI in the pinch...scored the only run in a 1-0, 16-inning win at Tampa Bay July 17, scoring on Dustin Pedroia's RBI single...finished July with a .280 batting average in 25 games but then hit .208 in 28 games in August...collected his first career game-ending RBI with a single off Phil Hughes in the 10th inning Aug. 7, lifting the Red Sox to a 3-2 win over the Yankees at Fenway Park...at 24 years and 169 days old, he was the youngest Red Sox player to collect a walk-off RBI in a game against the Yankees since Mario Guerrero did it Aug. 1, 1973 at 23 years and 307 days...tallied a career-high nine-game hitting streak from Sept. 3-13 (14-for-33, .424)...reached base safely in all five plate appearances Sept. 3 against Texas, going 4-for-4 with a hit by pitch, double and three runs scored...set single-game career highs in hits, runs and times on base...was the first Red Sox rookie with a four-hit game since Jacoby Ellsbury had four Sept. 26, 2008 against New York (AL)...compiled a .271 batting average in 20 games in September.

**PAWTUCKET:** Spent the balance of the season at Pawtucket where he batted .230 with 14 home runs and 36 RBI in 52 games...ranked third in the International League in home runs at the time of his last promotion June 18...was also leading the PawSox in runs (37), extra-base hits (24), RBI (36), total bases (97), slugging (.508) and OPS (.841)...hit 10 of his 14 home runs on the road...had a .171 batting average when leading off an inning...appeared in 35 games in center field, 15 in right field and one in left field...saw his most action with 41 games hitting third...reached base safely via hit or walk in 19 of his first 20 games,



batting .296 with a .376 on-base percentage...also had eight home runs and 16 RBI over that span...homered in four consecutive games April 24-28...capped that streak with his first of two two-homer games April 28 at Lehigh Valley...then went 20 for 110 (.182) with six home runs and 20 RBI over his final 32 games...had two home runs and a season-high four RBI in his final game with the PawSox, June 17 against Lehigh Valley.

## CAREER

**2010**—Spent most of the year with Triple-A Pawtucket but also appeared in 29 games with the Red Sox...had four stints with Boston: April 20-24, June 5-11, June 22-24 and Sept. 6 through the remainder of the season...played in the outfield on 25 occasions (15 starts) with Boston...made starts at all three outfield positions, including six in right field, five in center field and four in left field...drilled his first career triple June 5 at Baltimore...notched his first career steal June 7 at Cleveland...picked up his first career outfield assist June 23 at Colorado...hit .216 with a home run and three RBI in 18 games after his final call-up...had his first career three-hit game Sept. 8 against Tampa Bay...finished fourth in the Red Sox minor league system with a team-high 18 home runs in 114 games with Pawtucket...also led the PawSox in at-bats (451), runs (59), hits (120), extra-base hits (50), RBI (65), total bases (210) and slugging (.466)...from the start of August through the end of the season, led Red Sox farmhands with 10 home runs, 91 total bases and 20 extra-base hits...named Red Sox Minor League Offensive Player of the Month for August/September...twice named International League Player of the Week: Aug. 2-8 (6 games, .464, 13-for-28, five doubles, three home runs, 10 RBI) and Aug. 23-29 (seven games, .500, 17-for-34, four doubles, five home runs, 12 RBI)...led the IL with seven homers, 12 extra-base hits and 52 total bases over his last 15 games with Pawtucket from Aug. 23-Sept. 6, hitting .388 (26-for-67) with 15 RBI in that stretch...following the season, appeared in 23 games with the Gigantes del Cibao of the Dominican Winter League...hit .182 with a home run and six RBI.

**2009**—Saw his first Major League action, playing in 27 games over three stints with Boston...started at all three outfield positions with 12 games in left (six starts), 10 games in right (three starts) and two games in center (one start)...committed just one error in 31 total chances...five of his first six ML hits and six of 10 hits overall went for extra bases (four doubles, two home runs)...selected from Double-A Portland July 31 and made his Big League debut that night at Baltimore as a pinch-hitter (0-for-1)...recorded two hits in each of his first two starts from Aug. 1-2 to become the first Sox player to do that since Kevin Youkilis in 2004...collected two doubles and a walk in his first career start Aug. 1 at Baltimore, becoming the first Sox player with at least two doubles in his first start since Rey Quinones, May 17, 1986 vs. Texas...belted his first home run off Baltimore's Brian Bass Aug. 2 at Camden Yards...became the first Red Sox outfielder to go deep within his first three games since Billy Conigliaro, April 16, 1969 vs. Baltimore...hit .313 (5-for-16) with three doubles, one home run and two RBI in his first four tilts (three starts) before being optioned to Triple-A Pawtucket Aug. 5...recalled the following day when Rocco Baldelli was placed on the DL...optioned to Pawtucket again Aug. 15...recalled for his third stint with Boston Sept. 2 and closed out the season with the club...combined to hit .245 with 17 doubles, five triples, 13 home runs and 35 RBI in 81 games between Portland and Pawtucket...after the season, was named by *Baseball America* as the No. 3 prospect in the Boston system...also listed as having the best outfield arm in the organization according to the publication's Best Tools survey.

**2008**—Led all Red Sox minor leaguers with 91 RBI between Single-A Greenville and Lancaster and Double-A Portland...ranked fourth among Sox farmhands with 23 homers and sixth with a .311 batting average...after the season, was rated as the No. 5 prospect and the No. 2 position player in the Red Sox system according to *Baseball America*...also dubbed as having the chain's best outfield arm...played the majority of the year (76 games) with Lancaster and was named to the California League's Postseason All-Star team...was also ranked as the eighth-best prospect in the Cal League by *Baseball America*...began the campaign at Greenville and batted .340 in 14 games...was promoted to Lancaster April 23...hit .442 with four homers during a season-high, 10-game hitting streak from May 24 to June 3...named the Sox Minor League Base Runner of the Month for June after collecting 11 extra-base hits and going 2-for-2 in steal attempts...also tied for first in the California League during the month in RBI (28)...was promoted to Portland July 21...went 1-for-11 in three playoff games with the Sea Dogs...played 23 games for Scottsdale in the Arizona Fall League, batting .189 with five home runs and 15 RBI...went 2-for-4 with a double, homer, two RBI and two runs in the AFL's Rising Stars Showcase.

**2007**—Made his professional debut with Single-A Greenville...finished seventh in the Red Sox farm system with a .305 batting average...after the season, was named No. 10 prospect and No. 6 position player in Boston's system by *Baseball America*...tied for first on Greenville with six triples and ranked second with 18 homers and 72 RBI...notched a season-high, 14-game hitting streak from May 29 to June 12, during which he went 20-for-56 (.357)...batted .351 in June, which was 10th best in the South Atlantic League...also named Red Sox Minor League Base Runner of the Month, going 3-for-3 in steal attempts with 10 extra-base hits...tied a franchise mark with six RBI June 23 vs. Savannah, going 2-for-4 with two homers...was named Red Sox Minor League Defensive Player of the Month for July, making one error in 29 games in the outfield...promoted to Double-A Portland Sept. 4...went 0-for-5 in three postseason games for the Sea Dogs.

## PERSONAL/MISCELLANEOUS

William Joshua Reddick was originally signed by Boston scout Rob English...hit .461 as a freshman for Middle Georgia College in 2006 and was named the Region XVII Junior College Player of the Year... participated in the 2009 and 2010 Red Sox Rookie Program, attending the New Stars for Young Stars event to benefit the Jimmy Fund...played in the Children's Hospital of Southwest Florida Celebrity Golf Classic in Fort Myers during 2010 Spring Training.

## LIFETIME PLAYING RECORD

Year	Club	AVG	G	AB	R	H	2B	3B	HR	RBI	SH	SF	HP	BB	SO	SB	CS	SLG	OBP	E
2007	Greenville	.306	94	369	60	113	17	6	18	72	0	5	3	26	51	8	5	.531	.352	7
	Portland	.000	1	1	0	0	0	0	0	0	0	0	0	0	0	0	0	.000	.000	0
2008	Greenville	.340	14	53	7	18	4	2	0	9	0	0	0	5	8	2	1	.491	.397	1
	Lancaster	.343	76	312	60	107	11	8	17	57	0	2	0	17	49	9	1	.593	.375	4
2009	Portland	.214	34	117	22	25	4	2	6	25	1	1	1	12	25	3	1	.436	.290	3
	Portland	.277	63	256	47	71	17	3	13	29	0	1	0	30	62	5	5	.520	.352	3
	BOSTON	.169	27	59	5	10	4	0	2	4	0	0	1	2	17	0	0	.339	.210	1
	Pawtucket	.127	18	71	1	9	0	2	0	6	0	2	0	6	13	0	1	.183	.190	0
2010	Pawtucket	.266	114	451	59	120	28	4	18	65	0	5	0	25	73	4	7	.466	.301	8
	BOSTON	.194	29	62	5	12	3	1	1	5	0	0	0	1	15	1	0	.323	.206	0
2011	Pawtucket	.230	52	191	37	44	9	1	14	36	0	7	0	33	39	4	1	.508	.333	1
	BOSTON	.280	87	254	41	71	18	3	7	28	0	4	1	19	50	1	2	.457	.327	5
<b>ML Totals</b>		<b>.248</b>	<b>143</b>	<b>375</b>	<b>51</b>	<b>93</b>	<b>25</b>	<b>4</b>	<b>10</b>	<b>37</b>	<b>0</b>	<b>4</b>	<b>2</b>	<b>22</b>	<b>82</b>	<b>2</b>	<b>2</b>	<b>.416</b>	<b>.290</b>	<b>6</b>

## CAREER TRANSACTIONS

**2006** — Selected by the Boston Red Sox organization in the 17th round of the First-Year Player Draft. **2011** — Traded to the Oakland Athletics with pitcher Raul Alcantara and infielder Miles Head for pitcher Andrew Bailey and outfielder Ryan Sweeney, December 28.

## OAKLAND A'S CONSECUTIVE STARTS, NO COMPLETE GAMES

- 113 Barry Zito, August 12, 2003-Sept. 28, 2006
- 67 Mike Oquist, June 11, 1997-Sept. 21, 1999
- 64 Bob Welch, August 27, 1991-May 16, 1994
- 52 Dallas Braden, April 24, 2007-May 3, 2010**
- 51 Todd Van Poppel, Sept. 11, 1991-Sept. 12, 1995

## VS. THE AMERICAN LEAGUE

2011		CAREER								
AVG.	AB	H	HR	RBI	vs. TEAM	AVG.	AB	H	HR	RBI
.364	33	12	2	6	Baltimore	.350	60	21	5	11
—	0	0	0	0	Boston	—	0	0	0	0
.417	12	5	1	1	Cleveland	.273	22	6	1	1
.154	13	2	0	1	Chicago (AL)	.118	17	2	0	1
.500	8	4	0	3	Detroit	.385	13	5	0	3
.231	26	6	0	2	Kansas City	.182	33	6	0	2
—	0	0	0	0	Los Angeles (AL)	.000	1	0	0	0
.000	7	0	0	0	Minnesota	.000	7	0	0	0
.211	19	4	0	1	New York (AL)	.118	34	4	0	1
.143	7	1	0	1	Oakland	.200	10	2	0	1
.200	20	4	1	3	Seattle	.194	31	6	1	5
.200	35	7	1	2	Tampa Bay	.260	50	13	1	2
.333	18	6	0	0	Texas	.269	26	7	0	2
.250	24	6	1	2	Toronto	.200	30	6	1	2

## VS. THE NATIONAL LEAGUE

2011		CAREER								
AVG.	AB	H	HR	RBI	vs. TEAM	AVG.	AB	H	HR	RBI
—	0	0	0	0	Colorado	.125	8	1	0	0
.333	9	3	0	1	Houston	.333	9	3	0	1
.333	3	1	0	0	Milwaukee	.333	3	1	0	0
.571	7	4	0	0	Philadelphia	.500	8	4	0	0
.429	7	3	1	2	Pittsburgh	.429	7	3	1	2
.500	6	3	0	3	San Diego	.500	6	3	0	3

## MONTHLY BREAKDOWN

2011		CAREER								
AVG.	AB	H	HR	RBI	by MONTH	AVG.	AB	H	HR	RBI
—	0	0	0	0	April	.167	6	1	0	2
.556	9	5	0	4	May	.556	9	5	0	4
.407	27	11	1	5	June	.304	46	14	1	5
.280	82	23	3	12	July	.277	83	23	3	12
.208	77	16	2	5	August	.204	108	22	3	7
.271	59	16	1	2	September	.246	114	28	3	7
—	0	0	0	0	October	.000	9	0	0	0

## BATTING BREAKDOWN

2011		CAREER								
AVG.	AB	H	HR	RBI	by CATEGORY	AVG.	AB	H	HR	RBI
.269	130	35	2	15	Home	.253	174	44	3	18
.290	124	36	5	13	Road	.244	201	49	7	19
.273	77	21	1	8	Day	.257	101	26	2	10
.282	177	50	6	20	Night	.245	274	67	8	27
.393	61	24	2	15	Pre-ASG	.326	86	28	2	17
.244	193	47	5	13	Post-ASG	.225	289	65	8	20
.275	40	11	1	3	vs. LHP	.280	50	14	1	4
.280	214	60	6	25	vs. RHP	.243	325	79	9	33
.234	64	15	0	18	RISP	.200	95	19	1	25
.222	9	2	0	6	Loaded	.200	10	2	0	6
.182	11	2	0	2	Pinch Hitter	.136	22	3	0	2
.000	1	0	0	0	Designated Hitter	.000	2	0	0	0

## BALLPARK BREAKDOWN

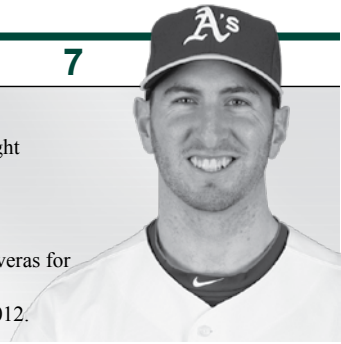
	AVG.	AB	H	HR	RBI
Camden Yards	.433	30	13	3	5
Citizens Bank Park	.571	7	4	0	0
Comerica Park	.500	8	4	0	3
Coors Field	.125	8	1	0	0
Fenway Park	.253	174	44	3	18
Kauffman Stadium	.111	18	2	0	0
Minute Maid Park	.333	9	3	0	1
O.co Coliseum	.333	3	1	0	0
PNC Park	.429	7	3	1	2
Progressive Field	.143	7	1	0	0
Rangers Ballpark	.118	17	2	0	0
Rogers Centre	.357	14	5	1	2
Safeco Field	.167	18	3	1	4
Target Field	.000	7	0	0	0
Tropicana Field	.240	25	6	1	2
U.S. Cellular Field	.083	12	1	0	0
Yankee Stadium	.000	11	0	0	0

## FIELDING STATISTICS

Outfield							
YEAR	PCT.	G	PO	A	E	TC	DP
2009	.968	23	30	0	1	31	0
2010	1.000	25	37	1	0	38	0
2011	.968	80	145	5	5	155	1
<b>Totals</b>	<b>.973</b>	<b>128</b>	<b>212</b>	<b>6</b>	<b>6</b>	<b>224</b>	<b>1</b>

## REDDICK'S CAREER BESTS

**Hits:** 4, September 3, 2011 vs. Texas  
**Home Runs:** 1 (10 times), last: September 6, 2011 at Toronto  
**Runs Batted In:** 3, May 26, 2011 at Detroit  
**Stolen Bases:** 1 (twice), last: May 26, 2011 at Detroit  
**Hitting Streak:** 9, September 3 to 13, 2011  
**Hitless Streak (At Bats):** 20, September 19, 2009-April 20, 2010  
**Grand Slams:** None.  
**Pinch-Hit Home Runs:** None.  
**Inside-The-Park Home Runs:** None.  
**Game Ending Home Runs:** None.  
**Lead Off Home Runs:** None.

**INFIELDER****Height/Weight:** 6-1 / 195**Bats/Throws:** Right / Right**Birthdate:** May 20, 1983**Opening Day Age:** 28**Birthplace/Resides:** Chicago, Illinois / Phoenix, Arizona**Major League Service:** 2 years, 171 days**Obtained:** Acquired from the Cincinnati Reds with Willy Taveras for Aaron Miles and cash, February 1, 2010**Contract Status:** First year of a one-year contract through 2012.**CAREER HIGHLIGHTS**

Has a .237 average with nine home runs and 39 RBI in 104 games with Oakland over the last two years after hitting .212 with four home runs and 21 RBI in 105 games with Cincinnati in 2008 and 2009... started at least one game at six different positions in 2010, including 45 at second base...made his Major League debut with Cincinnati in 2008...appeared at first base, second base, third base and shortstop with the Reds, with most of his action coming as a third baseman (61 games)...saw most of his minor league action at shortstop (169 games)...has a .287 (520 for 1809) career average, 59 home runs and 268 RBI in 478 minor league games...was the Reds' Minor League Hitter of the Year and a Florida State League Midseason All-Star in 2007 when he ranked eighth among all minor league players with 70 extra-base hits.

**2011 HIGHLIGHTS**

Began the season on the 60-day disabled list, recovering from a fractured right foot...was reinstated from the DL June 6 but was never able to get on track offensively...hit .098 (6 for 61) in 24 games over three stints with the A's...the batting average was the lowest in Athletics history among non-pitchers with 60 or more at bats...it is the lowest in the American League since Charlie O'Brien hit .097 for Anaheim in 1999...it is the lowest by any Athletic since pitcher Jim Nash hit .068 in 1968...two of his six hits were home runs and he had eight RBI...was 1-for-29 (.034) during the day...hit .156 at night...hit both of his home runs off left-handed pitching on the road...in his two seasons with the A's, he has six home runs in 125 at-bats against left-handed pitching, three in 191 against right-handers...eight of his nine home runs were on the road...batted .125 with runners in scoring position and is a .206 (28 for 136) career hitter with RISP...was 0-for-12 when leading off an inning...started 18 games at five different positions (six at shortstop, five at third base, four at first base, two at second base, one in left field)...also struck out in his only pinch-hitting appearance...did not commit an error in three games at second base and has not made an error in 56 career games at the position...played for Mexicali in the Mexican-Pacific Winter League and was 5 for 25 (.200) with four walks and two RBI in seven games.

**OAKLAND:** Did not appear in a Spring Training game and was placed on the 60-day disabled list March 30 retroactive to March 22 with a fractured right foot before being reinstated from the disabled list June 6...started that day at third base at Baltimore and went 1-for-4 with a two-run home run...went 1-for-13 over his next five games before hitting his second home run June 25 at Philadelphia...was batting .121 (4-for-33) with two home runs and five RBI when he was optioned to Sacramento between games of the July 16 doubleheader against Los Angeles...returned for his second stint Aug. 2, going 0-for-15 with two RBI and two walks in five games before he was sent back to Sacramento Aug. 13...returned for the final time Sept. 2 when rosters expanded and went 2-for-13 (.154) in seven games...snapped a career-long 0-for-34 streak with an eighth-inning single Sept. 26 at Seattle...that matched the fifth-longest hitless streak in Oakland history and was the longest since Jose Canseco went 0-for-40 from Aug. 8-23, 1986.

**SACRAMENTO:** Batted .265 with three home runs and 22 RBI in 40 games with the River Cats...hit .297 (30-for-101) against right-handed pitching, compared to .196 (9-for-46) against left-handers...had a .361 average with runners in scoring position but was just 3-for-16 (.188) with RISP and two outs...batted .193 with the bases empty, .359 with runners on...all three of his home runs came with runners on base...hit .407 in the eighth inning or later...appeared in 32 games at shortstop, four at second base and four at third base...hit in every spot in the order except third, fourth and fifth and saw his most action with 18 games batting ninth...his first stay with Sacramento was during his rehab assignment and he went 3-for-

10 (.300) in three games with a double and triple...returned July 17 and batted .250 (16-for-64) with two home runs and 11 RBI in 17 games before he returned to Oakland Aug. 2...went 3-for-5 with a season-high four RBI July 24 against Reno...his final stay with the River Cats ran from Aug. 13 to Sept. 1, hitting .274 (20 for 73) with a home run and 10 RBI in 20 games...snapped a 0-for-16 streak with an eighth inning single Aug. 25 at Fresno...that began a season-high six-game hitting streak (10-for-21, .476)...had four straight multiple-hit games from Aug. 26-29.

## CAREER

**2010**—Filled the utility role for the A's in 2010 as he made 45 starts at second base, 10 at shortstop, five at third base, three at first base, three in left field and one at designated hitter before a stress fracture in his right ankle ended his season in mid-August...became the first Athletic to start at least one game at six different positions since Scott Brosius in 1995...batted .271 with seven home runs and 31 RBI in 80 games overall...hit four home runs in 90 at bats against left-handed pitching, three in 165 at bats against right-handers...the home runs off southpaws were the first of his career...six of his seven home runs came on the road...batted .371 with a .426 on-base percentage when leading off an inning...hit .224 with runners in scoring position...grounded into just one double play in 255 at bats...in the majors, only Seattle's Michael Saunders had more at bats with one GIDP or fewer (289)...was 3-for-10 (.300) with a triple, home run and two RBI as a pinch hitter...committed two errors on defense, both coming during his 14 games as a shortstop...did not make an error in 47 games at second base...started games at every spot in the order except first, third and fourth...hit .474 in seven games batting ninth and .298 in 17 games hitting fifth...was on an Opening Day roster for the first time...started 35 of the A's 37 games at second base from April 11 to May 21 while Mark Ellis was out with a strained left hamstring...hit .266 with three home runs and 15 RBI over that stretch...would make just 31 starts the rest of the way...drove in a career-high four runs April 11 at Los Angeles in his first start as an Athletic (second base)...also had a four-RBI game May 26 at Baltimore...hit safely in a career-high tying six consecutive games from April 23 to 29 (10-for-22, .455)...that included his first career four-hit game April 27 at Tampa Bay...it was the 19th four-hit game by a player hitting ninth in Oakland history...finished April with a .305 batting average...went 2-for-2 with two walks May 2 at Toronto to boost his average to .323...then went 5-for-42 (.119) over his next 11 games to fall to .243...started all three games of the San Francisco series, May 21-23, at three different positions (second base, third base, left field)...his start in left on the 23rd was his first major league appearance in the outfield...hit his second career pinch hit home run June 12 at San Francisco, the 100th pinch hit home run in Oakland history...that capped a 20-game stretch from May 16 to June 12 where he batted .344 with three home runs and 10 RBI...went 0 for his next 17 following the pinch hit home run...snapped the hitless skid with a pinch-hit triple June 25 against Pittsburgh...finished June with a .209 batting average but then hit .321 in July...batted .429 with seven RBI over an 11-game stretch from June 25 to July 17 before going 6-for-33 (.182) over his next 11 games through Aug. 11...was placed on the 15-day disabled list Aug. 13, retroactive to Aug. 12, with a stress fracture in his right ankle...it was his first career stint on the DL...was transferred to the 60-day DL Sept. 10 and missed the remainder of the season.

**2009**—Batted .213 with four home runs and 19 RBI in 87 games over two stints with Cincinnati...also hit .349 with five home runs and 20 RBI in 30 games with Triple-A Louisville...for the Reds, appeared in 57 games (44 starts) at third base, 11 games (seven starts) at first base, six games (four starts) at shortstop and four games (one start) at second base...began the season with Louisville and was hitting .431 in 17 games before he was promoted to Cincinnati April 28...returned to Louisville June 27 but returned to the Reds July 12...spent the rest of the season in Cincinnati and appeared in 45 games...hit his first career home run, a solo shot off Adam Wainwright, May 10 against St. Louis...connected for his first career pinch hit home run, a three shot off Mike Ekstrom, July 30 against San Diego...made his first career start at first base, May 17 at San Diego...made his first career appearance at shortstop, July 18 vs. Milwaukee...while with Louisville, he was the organization's Player of the Month for April after hitting .431 with seven doubles, a triple, four home runs, 15 RBI and two stolen bases in 17 games...following the season played for Mexicali in the Mexican Winter League and hit .285 with 13 doubles, six triples, six home runs, 34 RBI, seven stolen bases and 56 runs scored in 60 games.

**2008**—In his Major League debut, appeared in 18 games during three stints with the Reds (Aug. 9-15, Aug. 20-29, Sept. 9-rest of the season)...made five starts (three at third base, two at second base)...in 117 games for Louisville, he hit .287 and appeared in 66 games at third base, 25 at shortstop, 19 at first base and nine at second base...ranked 10th among all Reds farmhands in hitting...was promoted for

the first time Aug. 9...made five pinch-hitting appearances (1 for 5, .200) before returning to Louisville Aug. 16...made his big league debut Aug. 9 vs. Houston and flied out off Brian Moehler...recorded his first career hit Aug. 12 at Pittsburgh, a pinch-hit single off Sean Burnett...made his first career start Aug. 28 at Houston and played third base (0 for 2, 1 bb)...recorded his first career RBI and first career stolen base, Sept. 18 against St. Louis...while with the Bats he was hit by a pitch 14 times, which tied for the International League lead...homered twice June 24 vs. Rochester...had a season-high 12-game hitting streak from July 11-25 (.458)...played for Arecibo in the Puerto Rican Winter League and hit .295 with two home runs, 19 RBI and three stolen bases in 19 games.

**2007**—Was the Reds Minor League Hitter of the Year and a Florida State League Midseason All-Star... in 136 games at Single-A Sarasota and Double-A Chattanooga, he combined to hit .286 with 41 doubles, 11 triples, 18 home runs, 79 RBI, 13 stolen bases and 98 runs scored...ranked eighth among all minor league players with 70 extra-base hits...was Chattanooga's Player of the Month for August...following the season played for Surprise in the Arizona Fall League and hit .292 with one home run, 10 RBI and two stolen bases in 14 games.

**2006**—In 89 games at Single-A Dayton and Single-A Sarasota, he combined to hit .250 with eight home runs, 43 RBI and eight stolen bases...was Dayton's Player of the Month for July...produced two-homer games July 10 vs. Quad Cities (3 RBI) and July 29 at Peoria (4 RBI, 4 runs).

**2005**—Spent his first professional season at rookie Billings and Single-A Dayton...combined to hit .325 with 14 home runs and 46 RBI in 66 games...recorded a season-high 15-game hitting streak from Aug. 6-22 (.299, 4 HR, 6 RBI)...homered in three consecutive games, Aug. 17-19...hit two solo homers Aug. 31 vs. Wisconsin...was named Midwest League Player of the Week for the week of Aug. 29-Sept. 5.

## PERSONAL/MISCELLANEOUS

Adam M. Rosales...was originally signed by Reds scout Rick Sellers...graduated from Maine (Park Ridge, IL) High School in 2001...majored in physical education at Western Michigan University, where he earned All-MAC first team and All-MAC academic team honors...is married, Callie.

## LIFETIME PLAYING RECORD

Year	Club	AVG	G	AB	R	H	2B	3B	HR	RBI	SH	SF	HP	BB	SO	SB	CS	SLG	OBP	E
2005	Billings	.321	34	140	29	45	14	0	5	25	0	1	5	13	37	2	2	.529	.396	3
	Dayton	.328	32	134	24	44	8	0	9	21	0	2	2	10	24	3	1	.590	.378	6
2006	Sarasota	.213	34	122	15	26	8	2	2	14	1	2	2	20	27	3	3	.361	.329	5
	Dayton	.270	55	222	36	60	9	3	6	29	0	2	5	15	40	5	1	.419	.328	11
2007	Sarasota	.294	69	248	47	73	23	5	5	48	2	6	13	31	46	9	2	.488	.393	4
	Chattanooga	.278	67	255	51	71	18	6	13	31	2	3	5	37	66	4	4	.549	.377	6
2008	Louisville	.287	117	432	70	124	29	7	11	58	1	4	14	22	82	7	1	.463	.339	12
	CINCINNATI	.207	18	29	0	6	1	0	0	2	0	0	0	1	4	1	0	.241	.233	0
2009	Louisville	.349	30	109	27	38	8	2	5	20	0	3	1	12	15	4	0	.596	.408	3
	CINCINNATI	.213	87	230	23	49	10	1	4	19	2	3	5	26	46	1	2	.317	.303	7
2010	OAKLAND	.271	80	255	31	69	8	2	7	31	2	2	1	19	65	2	2	.400	.321	2
	Sacramento	.265	40	147	23	39	5	1	3	22	0	3	1	13	32	1	1	.374	.323	3
2011	OAKLAND	.098	24	61	5	6	0	0	2	8	0	2	1	4	13	0	0	.197	.162	4
	<b>AL Totals</b>	<b>.237</b>	<b>104</b>	<b>316</b>	<b>36</b>	<b>75</b>	<b>8</b>	<b>2</b>	<b>9</b>	<b>39</b>	<b>2</b>	<b>4</b>	<b>2</b>	<b>23</b>	<b>78</b>	<b>2</b>	<b>2</b>	<b>.361</b>	<b>.290</b>	<b>6</b>
<b>NL Totals</b>		<b>.212</b>	<b>105</b>	<b>259</b>	<b>23</b>	<b>55</b>	<b>11</b>	<b>1</b>	<b>4</b>	<b>21</b>	<b>2</b>	<b>3</b>	<b>5</b>	<b>27</b>	<b>50</b>	<b>2</b>	<b>2</b>	<b>.309</b>	<b>.296</b>	<b>7</b>
<b>ML Totals</b>		<b>.226</b>	<b>209</b>	<b>575</b>	<b>59</b>	<b>130</b>	<b>19</b>	<b>3</b>	<b>13</b>	<b>60</b>	<b>4</b>	<b>7</b>	<b>7</b>	<b>50</b>	<b>128</b>	<b>4</b>	<b>4</b>	<b>.337</b>	<b>.293</b>	<b>13</b>

## CAREER TRANSACTIONS

**2005** — Selected by the Cincinnati Reds organization in the 12th round of the First-Year Player Draft. **2010** — Traded to the Oakland Athletics with outfielder Willy Taveras for infielder Aaron Miles and cash, February 1. On disabled list, August 12 to November 3. **2011** — On disabled list, March 22 to June 5; included rehabilitation assignment to Sacramento, June 1 to 5.

## VS. THE AMERICAN LEAGUE

2011		CAREER								
AVG.	AB	H	HR	RBI	vs. TEAM	AVG.	AB	H	HR	RBI
.143	7	1	1	2	Baltimore	.289	38	11	2	7
—	0	0	0	0	Boston	.111	9	1	0	0
.250	4	1	0	1	Chicago	.143	21	3	0	1
—	0	0	0	0	Cleveland	.321	28	9	1	4
—	0	0	0	0	Detroit	.154	13	2	0	1
.000	3	0	0	1	Kansas City	.250	20	5	1	5
.000	1	0	0	0	Los Angeles	.300	30	9	1	7
—	0	0	0	0	Minnesota	.429	7	3	0	2
—	0	0	0	0	New York	.200	10	2	0	1
—	0	0	0	0	Oakland	—	0	0	0	0
.200	10	2	0	0	Seattle	.321	28	9	1	2
.000	6	0	0	2	Tampa Bay	.320	25	8	1	4
.000	10	0	0	0	Texas	.106	47	5	0	0
.000	4	0	0	0	Toronto	.211	19	4	0	3

## VS. THE NATIONAL LEAGUE

2011		CAREER								
AVG.	AB	H	HR	RBI	vs. TEAM	AVG.	AB	H	HR	RBI
.000	3	0	0	0	Arizona	.263	19	5	1	2
—	0	0	0	0	Atlanta	.200	5	1	0	0
—	0	0	0	0	Chicago	.192	26	5	0	1
—	0	0	0	0	Cincinnati	.000	4	0	0	0
—	0	0	0	0	Colorado	.125	8	1	0	0
.250	4	1	0	1	Florida	.125	16	2	0	1
—	0	0	0	0	Houston	.174	23	4	0	3
—	0	0	0	0	Los Angeles	.200	5	1	0	0
—	0	0	0	0	Milwaukee	.250	20	5	0	1
.000	1	0	0	0	New York	.250	4	1	0	1
.333	3	1	1	1	Philadelphia	.100	10	1	1	2
—	0	0	0	0	Pittsburgh	.290	31	9	0	2
—	0	0	0	0	St. Louis	.233	43	10	1	4
—	0	0	0	0	San Diego	.167	12	2	1	3
.000	5	0	0	0	San Francisco	.263	38	10	2	3
—	0	0	0	0	Washington	.125	16	2	0	0

## MONTHLY BREAKDOWN

2011		CAREER								
AVG.	AB	H	HR	RBI	by MONTH	AVG.	AB	H	HR	RBI
—	0	0	0	0	April	.311	61	19	2	12
—	0	0	0	0	May	.247	178	44	4	16
.167	24	4	2	5	June	.152	105	16	3	13
.000	9	0	0	0	July	.274	84	23	3	12
.000	15	0	0	2	August	.149	94	14	1	4
.154	13	2	0	1	September	.240	50	12	0	3
—	0	0	0	0	October	.667	3	2	0	0

## BATTING BREAKDOWN

2011		CAREER								
AVG.	AB	H	HR	RBI	by CATEGORY	AVG.	AB	H	HR	RBI
.063	16	1	0	2	Home	.226	270	61	3	27
.111	45	5	2	6	Road	.226	305	69	10	33
.034	29	1	0	2	Day	.213	197	42	6	26
.156	32	5	2	6	Night	.233	378	88	7	34
.121	33	4	2	5	Pre-ASG	.237	380	90	10	46
.071	28	2	0	3	Post-ASG	.205	195	40	3	14
.114	35	4	2	5	vs. LHP	.246	191	47	6	25
.077	26	2	0	3	vs. RHP	.216	384	83	7	35
.125	16	2	0	5	RISP	.206	136	28	3	46
.000	2	0	0	0	Loaded	.000	9	0	0	3
.000	1	0	0	0	Pinch Hitter	.184	38	7	2	7
—	0	0	0	0	Designated Hitter	.222	9	2	0	1

## BALLPARK BREAKDOWN

	AVG.	AB	H	HR	RBI
Angel Stadium	.231	13	3	1	4
AT&T Park	.357	14	5	2	3
Ballpark in Arlington	.133	30	4	0	0
Busch Stadium	.077	26	2	0	2
Camden Yards	.304	23	7	2	6
Chase Field	.313	16	5	1	2
Citi Field	.250	4	1	0	1
Citizens Bank Park	.333	3	1	1	1
Comerica Park	.125	8	1	0	0
Coors Field	.000	4	0	0	0
Dodger Stadium	.250	4	1	0	0
Fenway Park	.250	4	1	0	0
Great American Ball Park	.219	128	28	2	12
Kauffman Stadium	.286	14	4	1	4
Miller Park	.200	5	1	0	0
Minute Maid Park	.143	7	1	0	0
Nationals Park	.250	4	1	0	0
O.co Coliseum	.232	142	33	1	15
PETCO Park	.125	8	1	0	0
PNC Park	.304	23	7	0	1
Progressive Field	.300	10	3	1	1
Rogers Centre	.211	19	4	0	3
Safeco Field	.211	19	4	0	0
Sun Life Stadium	.091	11	1	0	0
Tropicana Field	.429	14	6	1	4
Turner Field	.000	2	0	0	0
U.S. Cellular Field	.333	9	3	0	1
Wrigley Field	.182	11	2	0	0

## FIELDING STATISTICS

### First Base

YEAR	PCT.	G	PO	A	E	TC	DP
2009	1.000	11	68	11	0	79	5
2010	1.000	7	34	1	0	35	4
2011	1.000	5	36	2	0	38	2
<b>Totals</b>	<b>1.000</b>	<b>23</b>	<b>138</b>	<b>14</b>	<b>0</b>	<b>152</b>	<b>11</b>

### Second Base

YEAR	PCT.	G	PO	A	E	TC	DP
2008	1.000	2	6	6	0	12	4
2009	1.000	4	2	3	0	5	1
2010	1.000	47	72	126	0	198	30
2011	1.000	3	3	4	0	7	1
<b>Totals</b>	<b>1.000</b>	<b>56</b>	<b>83</b>	<b>139</b>	<b>0</b>	<b>222</b>	<b>36</b>

### Third Base

YEAR	PCT.	G	PO	A	E	TC	DP
2008	1.000	4	2	1	0	3	1
2009	.944	57	37	81	7	125	8
2010	1.000	5	4	12	0	16	1
2011	.833	6	4	6	2	12	1
<b>Totals</b>	<b>.943</b>	<b>72</b>	<b>47</b>	<b>100</b>	<b>9</b>	<b>156</b>	<b>11</b>

### Shortstop

YEAR	PCT.	G	PO	A	E	TC	DP
2009	1.000	6	4	12	0	16	2
2010	.943	14	7	26	2	35	3
2011	.913	7	9	12	2	23	3
<b>Totals</b>	<b>.946</b>	<b>27</b>	<b>20</b>	<b>50</b>	<b>4</b>	<b>74</b>	<b>8</b>

### Outfield

YEAR	PCT.	G	PO	A	E	TC	DP
2010	1.000	5	4	0	0	4	0
2011	1.000	2	4	0	0	4	0
<b>Totals</b>	<b>1.000</b>	<b>7</b>	<b>8</b>	<b>0</b>	<b>0</b>	<b>8</b>	<b>0</b>



## ROSALES' CAREER BESTS

**Hits:** 4, April 27, 2010 at Tampa Bay

**Home Runs:** 1 (13 times), last: June 25, 2011 at Philadelphia

**Runs Batted In:** 4 (twice), last: May 26, 2010 at Baltimore

**Stolen Bases:** 1 (four times), last: July 11, 2010 vs. Los Angeles (AL)

**Hitting Streak:** 6 (twice), last: April 23 to 29, 2010

**Hitless Streak (At Bats):** 34, June 30 to September 26, 2011

**Grand Slams:** None.

**Pinch-Hit Home Runs:** 2, June 12, 2010 at San Francisco (Barry Zito); July 30, 2009 vs. San Diego (Ekstrom)

**Inside-The-Park Home Runs:** None.

**Game Ending Home Runs:** None.

**Lead Off Home Runs:** None.



**RIGHT-HANDED PITCHER**

**Height/Weight:** 6-6 / 230

**Bats/Throws:** Right / Right

**Birthdate:** April 22, 1987

**Opening Day Age:** 24

**Birthplace/Resides:** Berkeley, California / Oakland, California

**Major League Service:** 1 year, 33 days

**Obtained:** Selected in the 2nd round of the 2008 First-Year Player Draft

**Contract Status:** First year of a one-year contract through 2012.

**CAREER HIGHLIGHTS**

Is 4-7 with a 4.18 ERA in 35 games, eight starts, over the last two seasons with Oakland...had no Triple-A experience — and just nine games at Double-A — when he made the A’s Opening Day roster in 2010...his debut came in his third professional season...pitched mostly in relief with the A’s as a rookie (26 games, two starts) after making 31 starts among his 33 professional appearances entering the season...is now 15-14 with a 4.69 ERA (114 er in 218.2 ip) in 49 games, 47 starts, in four seasons in the minors...was the A’s second round selection in the 2008 draft...was named as the A’s number six prospect by *Baseball America* following the 2009 season and fourth-best after the 2010 season.

**2011 HIGHLIGHTS**

Went 3-3 with a 2.75 ERA in nine games, six starts, with Oakland before going on the disabled list May 20 with a strained left oblique...made four rehab starts before he was reinstated from the DL and optioned to Sacramento July 25...surrendered just one home run in 36.0 innings and had a .298 opponents slugging percentage...allowed a .252 opponents batting average, which included a .250 (17-for-68) mark against left-handed hitters and .254 (16-for-63) against right-handers...issued nine of his 13 walks to lefties...opponents hit .315 with the bases empty, .172 with runners on, including .208 with runners in scoring position...was 2-2 with a 2.61 ERA in his six starting assignments and 1-1 with a 3.60 ERA in three relief appearances...is now 2-4 with a 3.49 ERA (15 er in 38.2 ip) in eight career starts, 2-3 with a 4.91 ERA (20 er in 36.2 ip) in 27 relief appearances...first batters faced were 2-for-3 in his relief appearances and he did not inherit any runners...first batters are now 10-for-24 (.417) with three walks (.481 on-base percentage) in his career...compiled a 0.90 ERA and .217 opponents batting average over the first four innings of a game...had a 5.06 ERA and .290 opponents average from the fifth inning on...opponents were 13-for-35 (.371) with five walks (.450 on-base percentage) when leading off an inning...was 2-1 with a 2.11 ERA in five games during the day, compared to 1-2 with a 3.68 ERA in four contests at night...the A’s were 3-3 in his six starting assignments and 3-5 (.375) in his career...tossed six or more innings in four of his six starts, allowed two runs or fewer five times and walked two batters or fewer four times...pitched for Phoenix in the Arizona Fall League following the season and was 1-3 with a 5.94 ERA in seven starts.

**OAKLAND:** Was one of the A’s final cuts during the spring as he was optioned to Sacramento March 30...did not pitch for the River Cats before being recalled April 6 when Michael Wuertz went on the disabled list...pitched in relief in each of his first three appearances, including his first outing April 11 at Chicago (AL) when he tossed 3.0 scoreless innings for the win in a 2-1 A’s victory in 10 innings...moved into the starting rotation April 22 after Dallas Braden went on the DL...allowed a career-high-tying three runs on four hits and a career-high four walks in 4.1 innings that day at Seattle, absorbing the loss...then went 2-1 with a 2.03 ERA over his final five starts...tossed 7.0 shutout innings April 27 at Los Angeles (AL) but had a no decision in the A’s 2-1, 10-inning win...that began a career-high 13.0 inning scoreless streak...allowed a career-high eight hits May 3 against Cleveland...won consecutive starts May 8 at Kansas City and May 14 against Chicago (AL), the first winning streak of his career...struck out a career-high eight against the White Sox and also had bests in innings pitched (7.1) and pitches (102)...made his final start May 19 against Minnesota...allowed a single to start the game to Denard Span but left after facing one batter and throwing just seven pitches...Span scored and he was charged with the loss in an 11-1 decision...since Stats, Inc. began tracking pitch counts in 1987, the seven pitches were the fewest by an A’s starting pitcher...the previous low was 10 by Omar Olivares June 16, 2000 at Kansas City...was placed on the 15-day disabled list the next day with a strained left oblique.

**SACRAMENTO:** Began a rehab assignment with Triple-A Sacramento June 30 and went 0-1 with a 13.50 ERA in two starts...was transferred to Single-A Stockton July 10, allowing one run in 1.0 inning before he was removed from the game with right shoulder tightness...his rehab assignment was halted but an MRI revealed no structural damage...resumed his rehab with Sacramento July 24 against Reno, allowing five runs on four hits in 3.0 innings...was reinstated from the disabled list and optioned to Sacramento the next day...then went 3-1 with a 5.72 ERA in six starts the rest of the way...was 3-2 with a 7.61 ERA in nine starts overall with the River Cats...struck out 34 in 36.2 innings but also issued 22 walks, an average of 5.40 per nine innings...allowed a .325 opponents batting average, which included a .260 (20-for-77) mark against left-handed hitters and .386 (32 for 83) against right-handers...yielded four of his five home runs to righties...opponents hit .323 with runners in scoring position...was 2-1 with a 5.63 ERA in four starts at home, compared to 1-1 with a 9.15 ERA in five starts on the road...struck out a season-high nine batters in 5.0 innings against Round Rock Aug. 15...allowed just one unearned run for the win...allowed a season-high seven runs on a season-high nine hits in 5.1 innings Aug. 25 at Fresno...tossed a season-high 6.0 innings and allowed just one run for the win in his final start, Aug. 30 against Las Vegas...went 0-2 with an 8.31 ERA in two postseason starts (8.2 ip, 18 h, 11 r, 8 er, 1 bb, 6 so).

## CAREER

**2010**—The A's second-round pick in the 2008 draft made the Opening Day roster as a non-roster invitee and spent half of the season with Oakland...went 1-4 with a save and a 5.49 ERA in 26 games, including two starts, before he was optioned to Sacramento July 7...was 2-1 with a 3.55 ERA in six games, all starts, with the River Cats before he was shut down Aug. 10 with a strained right elbow...with the A's, he struck out 32 in 39.1 innings but also issued 20 walks (4.6 per nine innings)...had a 3.32 ERA over his first 11 appearances, a 7.52 ERA over his final 15 contests...allowed a .271 opponents batting average, including .258 against left-handed hitters and .282 against right-handers...surrendered three of his four home runs and issued 14 of his 20 walks to right-handers...opponents batted .323 with runners in scoring position...compiled a 2.49 ERA and .221 opponents batting average in 13 appearances in Oakland compared to a 9.17 ERA and .328 opponents average in 13 games on the road...went 0-2 with a 7.04 ERA in his two starting assignments and 1-2 with a 5.12 ERA in 24 relief appearances...yielded a .368 batting average to the first four hitters in the batting order, a .207 mark against the bottom five...allowed 4-of-10 (40.0%) inherited runners to score...first batters faced were 8-for-21 (.381) with three walks (.458 on-base percentage)...tossed two or more innings in nine of his 24 relief appearances...was named the A's fourth best prospect by *Baseball America* following the season...was also tabbed as having the Best Slider in the magazines' Best Tools survey for prospects...was the only non-roster invitee to make the A's Opening Day roster...made his Major League debut in the sixth inning, April 7 against Seattle...struck out the first batter he faced (Rob Johnson) in tossing 2.1 scoreless innings (1 h, 1 bb, 2 so)...his debut came in his third professional season, 15 days before his 23rd birthday...had pitched just nine games above the Single-A level entering the season...made his second appearance April 11 at Los Angeles, logging 3.0 innings in the A's 9-4 win for his first career save...was credited with his first big league win May 11 at Texas in a game he was also charged with a blown save...entered the game in the 11th inning with a 6-5 lead but allowed a two-out RBI single to Borbon to tie the game...the A's then scored a run in the 13th and he retired three of four in the bottom of the inning for the win...struck out in the 12th inning to become the first A's pitcher to bat in a non-interleague game since Todd Stottlemyre also struck out Aug. 16, 1995 at Kansas City...made his first Major League start May 15 at Los Angeles after Justin Duchscherer was scratched minutes before first pitch...retired each of the first 11 batters he faced before allowing three straight hits...allowed a career-high three runs in 3.2 innings and was charged with his first career loss...started and lost again May 20 against Detroit, allowing three runs in 4.0 innings...returned to the bullpen May 25, allowing two runs in each of his next three outings for a 32.40 ERA...did not retire a batter in two of those outings, including June 1 at Boston when he was charged with the loss, his fourth in five games...then posted a 4.09 ERA and held the opposition to a .184 batting average over his final 10 games before he was optioned to Sacramento July 7...opponents batted .253, including .241 by right-handed hitters and .273 by left-handers, in his Triple-A debut...allowed a .350 batting average to hitters leading off an inning...yielded five of his 10 runs in the fifth inning, as he posted a 2.08 ERA over the first four innings and a 12.27 ERA in the fifth...had made just two professional relief appearances before being used mostly as a reliever during his stay with Oakland...returned to the starters role with Sacramento, but never pitched more than 5.0 innings...had consecutive starts of 5.0 shutout innings July 21 at Colorado Springs and July 26 at Tacoma...had a 2.21 ERA over his first five starts and then allowed five runs on eight hits in 5.0 innings Aug. 6 at Albuquerque...notched the

win in that game, but it would be his final start of the season...was placed on the disabled list Aug. 10 with a strained right elbow.

**2009**—Began his first full professional season at Single-A Stockton but earned a late season promotion to Double-A Midland and combined for a 10-10 record and a 4.09 ERA in 27 games, all starts...tied for fifth in the A's farm system in wins (10) and ranked seventh in ERA (4.09), strikeouts (113) and innings (136.1)...allowed a .233 opponents batting average, including .224 against right-handed hitters and .245 against left-handers...opponents hit .216 with runners in scoring position and were 10 for 59 (.169) with RISP and two outs...tossed six or more innings in just eight of his 27 starts, allowed two runs or fewer 14 times and walked two batters or fewer 18 times...was named as the A's number six prospect by *Baseball America* following the season and was also tabbed as having the Best Slider...went 5-6 with a 4.17 ERA in 18 starts with Stockton...was 0-2 with a 4.40 ERA over his first three starts before being placed on the disabled list April 27 with a strained right shoulder...was reinstated May 5 and had no decisions and a 3.38 ERA in five starts in May...picked up his first professional win June 12 at Visalia (5.2 ip, 3 h, 3 r, 3 er, 3 bb, 7 so)...struck out a season high eight in 5.2 innings and combined on a three-hit shutout in a 5-0 win over Bakersfield, July 10...was promoted to Midland July 22 and posted a 5-4 record and a 3.96 ERA in nine starts with the RockHounds...tossed his first career complete game in his second Double-A start, a seven-inning seven-hitter in the first game of a doubleheader against Corpus Christi Aug. 1...however, was the losing pitcher in the RockHounds 4-0 loss...did not allow a run in three of his final four regular season starts, going 3-1 with a 1.17 ERA...made two postseason starts for the RockHounds and had a win and a 1.46 ERA...struck out 19 and walked just three in 12.1 innings.

**2008**—Was selected by the A's in the second round of the draft and was assigned to Single-A Kane County...went 0-1 with a 4.66 ERA in six games, four starts, for the Cougars...held the opposition to a .219 batting average, including .208 against right-handed hitters and .240 against lefties...allowed his only home run to a left-handed hitter and issued just one of his five walks against righties...opponents were 0 for 7 with runners in scoring position and two outs...pitched 2.0 scoreless and hitless innings of relief and struck out two in his professional debut June 24 at Quad Cities...then had a no decision in his first starting assignment June 28 at Peoria (3.0 ip, 2 h, 1 r, 1 er, 3 so)...had a 1.80 ERA in two outings before he was placed on the disabled list June 29 with a strained right shoulder...was reinstated from the DL Aug. 13 and was 0-1 with a 5.65 ERA in four games, three starts, following his return.

## PERSONAL/MISCELLANEOUS

Tyson William Ross was originally signed by A's scout Jermaine Clark...graduated from Bishop O'Dowd High School (Oakland, CA) in 2005...was named North Coast Section Player of the Year as a senior after going 12-1 with a 0.71 ERA and 130 strikeouts...was a member of the USA Junior National Team in 2004 and 2005...attended the University of California, earning All-Pac-10 in 2007 and 2008...left Cal ranked third on the Bears' career strikeout list (271)...was part of the A's 2010 Community Caravan, which featured autograph sessions at a holiday party for Oakland elementary school children, an after-school mentoring program and hosting a holiday shopping event for children from the Salvation Army Garden Center Shelter...made appearances at the A's Community Fund Holiday Party and Alameda County Community Food Bank Food and Fund Drive this past off-season...supports various A's Community Fund events and initiatives.

## LIFETIME PITCHING RECORD

Year	Club	W	L	ERA	G	GS	CG	SHO	SV	IP	H	R	ER	HR	HB	BB	IBB	SO	WP	BK
2008	Kane County	0	1	4.66	6	4	0	0	0	19.1	16	11	10	1	2	5	0	16	1	0
2009	Stockton	5	6	4.17	18	18	0	0	0	86.1	78	49	40	10	8	33	1	82	5	0
	Midland	5	4	3.96	9	9	1	0	0	50.0	40	22	22	3	1	20	0	31	4	0
2010	OAKLAND	1	4	5.49	26	2	0	0	1	39.1	39	24	24	4	0	20	0	32	5	0
	Sacramento	2	1	3.55	6	6	0	0	0	25.1	22	10	10	1	4	13	0	30	1	0
2011	OAKLAND	3	3	2.75	9	6	0	0	0	36.0	33	12	11	1	0	13	1	24	2	0
	Sacramento	3	2	7.61	9	9	0	0	0	36.2	52	34	31	5	0	22	0	34	3	0
	Stockton	0	0	9.00	1	1	0	0	0	1.0	2	1	1	0	0	1	0	1	0	0
<b>ML Totals</b>		<b>4</b>	<b>7</b>	<b>4.18</b>	<b>35</b>	<b>8</b>	<b>0</b>	<b>0</b>	<b>1</b>	<b>75.1</b>	<b>72</b>	<b>36</b>	<b>35</b>	<b>5</b>	<b>0</b>	<b>33</b>	<b>1</b>	<b>56</b>	<b>7</b>	<b>0</b>

## CAREER TRANSACTIONS

**2008** — Selected by the Oakland Athletics organization in the 2nd round of the First-Year Player Draft. **2011** — On disabled list, May 20 to July 24; included rehabilitation assignments to Sacramento, June 30 to July 9 and July 24, and Stockton, July 10 to 12.

### VS. THE AMERICAN LEAGUE

2011	CAREER													
	ERA	W	L	S	G	IP	ER	vs. TEAM	ERA	W	L	S	G	IP
—	0	0	0	0	0.0	0	Baltimore	11.12	0	1	0	5	5.2	7
—	0	0	0	0	0.0	0	Boston	54.00	0	1	0	2	0.1	2
1.74	2	0	0	2	10.1	2	Chicago	1.74	2	0	0	2	10.1	2
1.42	0	0	0	1	6.1	1	Cleveland	1.08	0	0	0	2	8.1	1
9.00	0	1	0	2	2.0	2	Detroit	7.50	0	2	0	3	6.0	5
3.00	1	0	0	1	6.0	2	Kansas City	3.00	1	0	0	1	6.0	2
0.00	0	0	0	1	7.0	0	Los Angeles	2.45	0	1	1	4	14.2	4
---	0	1	0	1	0.0	1	Minnesota	27.00	0	1	0	3	0.2	2
—	0	0	0	0	0.0	0	New York	2.45	0	0	0	2	3.2	1
—	0	0	0	0	0.0	0	Oakland	—	0	0	0	0	0.0	0
6.23	0	1	0	1	4.1	3	Seattle	4.05	0	1	0	2	6.2	3
—	0	0	0	0	0.0	0	Tampa Bay	27.00	0	0	0	1	0.2	2
—	0	0	0	0	0.0	0	Texas	1.50	1	0	0	3	6.0	1
—	0	0	0	0	0.0	0	Toronto	27.00	0	0	0	1	0.1	1

### VS. THE NATIONAL LEAGUE

2011	CAREER													
	ERA	W	L	S	G	IP	ER	vs. TEAM	ERA	W	L	S	G	IP
—	0	0	0	0	0.0	0	Chicago	0.00	0	0	0	1	2.0	0
—	0	0	0	0	0.0	0	Cincinnati	0.00	0	0	0	1	2.0	0
—	0	0	0	0	0.0	0	St. Louis	0.00	0	0	0	1	1.0	0
—	0	0	0	0	0.0	0	San Francisco	18.00	0	0	0	1	1.0	2

### MONTHLY BREAKDOWN

2011	CAREER													
	ERA	W	L	S	G	IP	ER	by MONTH	ERA	W	L	S	G	IP
2.76	1	2	0	5	16.1	5	April	3.10	1	2	1	12	29.0	10
2.75	2	1	0	4	19.2	6	May	4.58	3	4	0	12	35.1	18
—	0	0	0	0	0.0	0	June	7.00	0	1	0	10	9.0	7
—	0	0	0	0	0.0	0	July	0.00	0	0	0	1	2.0	0

### PITCHING BREAKDOWN

2011	CAREER													
	ERA	W	L	S	G	IP	ER	by CATEGORY	ERA	W	L	S	G	IP
3.45	1	2	0	5	15.2	6	Home	2.89	1	3	0	18	37.1	12
2.21	2	1	0	4	20.1	5	Road	5.45	3	4	1	17	38.0	23
2.11	2	1	0	5	21.1	5	Day	3.13	2	2	1	11	31.2	11
3.68	1	2	0	4	14.2	6	Night	4.95	2	5	0	24	43.2	24
2.75	3	3	0	9	36.0	11	Pre-ASG	4.18	4	7	1	35	75.1	35
—	0	0	0	0	0.0	0	Post-ASG	—	0	0	0	0	0.0	0
2.61	2	2	0	6	31.0	9	Starter	3.49	2	4	0	8	38.2	15
3.60	1	1	0	3	5.0	2	Reliever	4.91	2	3	1	27	36.2	20

### ROSS' 2011 STARTS

Date	Opponent	Score	Dec	ERA*	IP	H	R	ER	BB	SO	HR	#PIT
April 22	at Seattle	0-4	L	4.82	4.1	4	3	3	4	0	0	76
April 27	at Los Angeles (AL)	2-1 (10)	--	2.76	7.0	4	0	0	1	3	0	76
May 3	Cleveland	1-4	--	2.38	6.1	8	1	1	0	3	0	97
May 8	at Kansas City	5-2	W	2.51	6.0	6	2	2	3	4	0	89
May 14	Chicago (AL)	6-2	W	2.50	7.1	6	2	2	1	8	1	102
May 19	Minnesota	1-11	L	2.75	0.0	1	1	1	0	0	0	7

\*indicates overall ERA

### BALLPARK BREAKDOWN

	ERA	W	L	S	G	IP	ER
Angel Stadium	2.63	0	1	1	3	13.2	4
AT&T Park	18.00	0	0	0	1	1.0	2
Ballpark in Arlington	3.00	1	0	0	1	3.0	1
Busch Stadium	0.00	0	0	0	1	1.0	0
Camden Yards	20.25	0	1	0	3	2.2	6
Fenway Park	54.00	0	1	0	2	0.1	2
Kauffman Stadium	3.00	1	0	0	1	6.0	2
O.co Coliseum	2.89	1	3	0	18	37.1	12
Rogers Centre	27.00	0	0	0	1	0.1	1
Safeco Field	6.23	0	1	0	1	4.1	3
Tropicana Field	27.00	0	0	0	1	0.2	2
U.S. Cellular Field	0.00	1	0	0	1	3.0	0
Wrigley Field	0.00	0	0	0	1	2.0	0

### FIELDING STATISTICS

#### Pitcher

Year	Pct.	G	PO	A	E	TC	DP
2010	1,000	26	2	8	0	10	0
2011	.857	9	2	4	1	7	0
<b>Totals</b>	<b>.941</b>	<b>35</b>	<b>4</b>	<b>12</b>	<b>1</b>	<b>17</b>	<b>0</b>

### ROSS' CAREER BESTS

**Low Hit Complete Game:** None

**Innings Pitched:** 7.1, May 14, 2011 vs. Chicago (AL). As reliever: 3.0 (three times), last: April 11, 2011 at Chicago (AL)

**Strikeouts:** 8, May 14, 2011 vs. Chicago (AL). As reliever: 4, April 11, 2011 at Chicago (AL)

**Longest Winning Streak:** 2, May 8 to 14, 2011

**Longest Losing Streak:** 4, May 15 to June 1, 2010

**Longest Scoreless Streak:** 13.0, April 27 to May 3, 2011

## TRAVIS SCHLICHTING

73

## RIGHT-HANDED PITCHER

Height/Weight: 6-4 / 204

Bats/Throws: Right / Right

Birthdate: October 19, 1984


Opening Day Age: 27

Birthplace/Resides: Denver, Colorado / Round Rock, Texas

Major League Service: 143 days

Obtained: Signed to a minor league contract, December 20, 2011

Contract Status: First year of a one-year contract through 2012.



## CAREER HIGHLIGHTS

Was originally selected by Tampa Bay in the fourth round of the 2003 draft as a third baseman but was converted to pitcher following a knee injury in 2006...made his Major League debut with Los Angeles (NL) in 2009 and compiled a 3.55 ERA in 16 career relief appearances over two seasons with the Dodgers (2009-10)...is 16-7 with six saves and a 4.49 ERA in 141 career minor league appearances, including three starts...entered the 2009 season rated by *Baseball America* as being the 14th-best prospect in the Dodger organization and having the best slider in the system...pitched for the Kansas City T-Bones of the Independent Northern League for all of 2007...in 282 career games as a minor league infielder, hit .250 with eight homers and 91 RBI.

## 2011 HIGHLIGHTS

Spent the entire season with Triple-A Albuquerque in the Los Angeles Dodgers farm system...was 5-3 with four saves and a 7.10 ERA in 51 relief appearances...had minor league bests in games, saves, innings pitched (64.2) and strikeouts (51)...finished second on the Isotopes pitching staff in games pitched...allowed a .302 opponents batting average, including .300 (45-for-150) against right-handed hitters compared to .306 (33-for-108) against left-handers...opponents hit .367 with runners in scoring position but batted just .226 when leading off an inning...surrendered 11 home runs and had five games in which he allowed two home runs...compiled an 8.53 ERA in 30 appearances before the All-Star Break...had a 5.06 ERA and all four of his saves in 21 outings after the break...allowed 4 of 15 (26.7%) inherited runners to score...posted a 1.59 ERA in the ninth inning...tossed at least 1.0 inning in 47 of his 51 appearances...including a season-high 2.0 innings 10 times...allowed at least one run in 23 of his outings...pitched for Mayaguez in the Puerto Rican Winter League following the season...was 2-0 with a 0.92 ERA in eight games, seven starts...held the opposition to a .205 batting average.

**ALBUQUERQUE:** Did not allow any of his five inherited runners to score over the first three months of the season...picked up the win in back-to-back outings May 5 against Omaha (2.0 ip) and May 7 against Memphis (1.0 ip)...struck out a season-high three batters June 6 at Round Rock...also fanned three June 18 against Iowa and Aug. 6 against Tacoma...posted a 6.30 ERA over his first 24 appearances through June 20...then allowed 15 runs on 15 hits, including four home runs, in 4.0 innings over a three-game span from June 23-30...that raised his season ERA more than three runs to 9.53...was tagged with two of his three losses over that stretch...yielded a season-high eight runs on a season-high seven hits June 30 at Omaha...finished June with a 15.00 ERA in nine appearances...then logged a 2.51 ERA in 11 games in July...recorded his first save July 21 against Oklahoma City (1.2 ip, 1 h)...did not allow a run in his first five appearances in August (5.2 ip, 3 h, 2 bb, 6 so) to lower his season ERA to 6.67...finished the season by surrendering 11 runs over his final eight appearances (10.2 ip, 9.28 ERA).

## CAREER

**2010**—Went 1-0 with a 3.57 ERA in 14 relief appearances in his four stints with the Dodgers...limited opposing hitters to a .233 batting average and did not allow a home run in 22.2 innings...held left-handed hitters to a .171 average...picked up the first win of his career with 4.0 scoreless innings of relief in the Dodgers' 1-0 14-inning victory over Arizona June 2...it was also the longest appearance of his career...did not allow a run in his first 10.0 innings with the club over four appearances from June 2 to July 3...posted a 0.64 ERA over six appearances in the season's first half...missed the final 38 games

of the season after being placed on the disabled list Aug. 22 with a right shoulder strain...went 3-0 with one save and a 4.75 ERA in 27 games with Triple-A Albuquerque.

**2009**—Made two relief appearances, allowing two runs (one earned) in 2.2 innings (3.38 ERA) during a 16-game stint with Dodgers from May 31 to June 18...limited opposing hitters to a .111 average...along with Mark Loretta, was one of two pitchers who made an appearance for the Dodgers, but did not record at least one win...made his Major League debut June 7, allowing a solo home run to Philadelphia's Ryan Howard, the first batter he faced...recalled Aug. 31 and placed on the 60-day disabled list (back spasms) for the remainder of the season...had been on the minor league DL with same injury since July 31...appeared in a combined 25 games (three starts) for Triple-A Albuquerque, Double-A Chattanooga and Rookie Level Arizona Dodgers (rehab assignment) going 2-0 with a 0.92 ERA...added to 40-man roster Nov. 19, 2008 and invited to Spring Training...did not appear in a game before being optioned to minor league camp March 18.

**2008**—Added to the Double-A Jacksonville roster in late May and proceeded to have his strongest professional year in his first full season as a pitcher...went 6-4 with a 3.77 ERA in 33 relief appearances...struck out 49 and walked just 18...won the Dodger Pride Award Pitcher of the Month in June along with teammate Jesus Castillo...impressed in the Arizona Fall League for the Surprise Rafters...went 0-1 with a 1.50 ERA and three saves in 13 games...held the opposition to a .208 average.

**2007**—After being released by the Angels in March, pitched for the Kansas City T-Bones in the Northern League...went 1-2 with a 5.29 ERA in 41 appearances out of the bullpen...fanned 47 batters in 51.0 innings pitched.

**2006**—Began the season as a corner infielder for Single-A Cedar Rapids...was hitting .242 with three home runs and nine RBI in 31 games when he was placed on the disabled list May 26 with a left knee injury...was reinstated July 12 and returned as a pitcher...appeared in five games for the Angels affiliate in the Arizona Rookie League and did not allow a run in 7.2 innings...walked just two and struck out 13.

**2005**—In 111 contests for the Single-A Southwest Michigan Devil Rays, hit .252 with three home runs, 39 RBI and 13 stolen bases...hit .223 before the All-Star Break, .280 after the break...appeared in 110 games at third base, two at second base...led Midwest League third basemen in double plays turned (25)...went 3-for-7 (.429) in two postseason games.

**2004**—Spent the entire season at Single-A Charleston in the Tampa Bay organization and hit .260 with 19 doubles, two home runs and 34 RBI in 94 games...93 of those appearances came at third base...also appeared in one game at shortstop...was on the disabled list from May 31 to June 21 with a strained right oblique muscle.

**2003**—Made his professional debut as an 18-year-old for the Princeton Devil Rays and hit .226 with no home runs and nine RBI in 46 games...appeared in 37 games at third base, one at second base and one at catcher.

## PERSONAL/MISCELLANEOUS

Travis Jay Schlichting was originally signed by Devil Rays' scout Jonathan Bonifay...is married, Julianna...attended Round Rock High School in Texas, the same school that produced big leaguers Ryan Langerhans and John Danks...participated in Major League Baseball's Rookie Career Development Program in January 2010...took part in the Dodgers' Winter Development Program in 2009 and 2010...along with several teammates, played various games at Sports Authority in Burbank with disadvantaged youth from Optimist Youth Homes and Family Services.



## LIFETIME PITCHING RECORD

Year	Club	W	L	ERA	G	GS	CG	SHO	SV	IP	H	R	ER	HR	HB	BB	IBB	SO	WP	BK
2006	AZL Angels	0	0	0.00	5	0	0	0	0	7.2	4	0	0	0	1	2	0	13	0	0
2007	Kansas City (IND)	1	2	5.29	41	0	0	0	0	51.0	72	33	30	4	6	29	1	47	11	0
2008	Jacksonville	6	4	3.77	33	0	0	0	0	59.2	58	31	25	4	6	18	3	49	1	0
2009	Chattanooga	1	0	0.66	9	0	0	0	1	13.2	7	5	1	1	0	7	0	12	1	0
	LOS ANGELES (NL)	0	0	3.38	2	0	0	0	0	2.2	1	2	1	1	0	5	0	2	1	0
	Albuquerque	1	0	1.42	13	0	0	0	0	12.2	8	3	2	0	1	8	0	7	1	0
	AZL Dodgers	0	0	0.00	3	3	0	0	0	3.0	2	0	0	0	0	0	0	4	0	0
2010	Albuquerque	3	0	4.75	27	0	0	0	1	47.1	55	27	25	5	3	13	0	29	1	2
	LOS ANGELES (NL)	1	0	3.57	14	0	0	0	0	22.2	20	9	9	0	0	10	2	14	1	0
2011	Albuquerque	5	3	7.10	51	0	0	0	4	64.2	78	54	51	11	7	30	4	51	3	0
<b>ML Totals</b>		<b>1</b>	<b>0</b>	<b>3.55</b>	<b>16</b>	<b>0</b>	<b>0</b>	<b>0</b>	<b>0</b>	<b>25.1</b>	<b>21</b>	<b>11</b>	<b>10</b>	<b>1</b>	<b>0</b>	<b>15</b>	<b>2</b>	<b>16</b>	<b>2</b>	<b>0</b>

## LIFETIME PLAYING RECORD

Year	Club	AVG	G	AB	R	H	2B	3B	HR	RBI	SH	SF	HP	BB	SO	SB	CS	SLG	OBP	E
2003	Princeton	.226	46	146	18	33	2	2	0	9	2	0	1	14	38	6	4	.267	.298	13
2004	Charleston-SC	.260	94	331	50	86	19	1	2	34	3	4	7	36	71	6	4	.341	.341	27
2005	Southwest Michigan	.252	111	409	47	103	19	3	3	39	5	8	7	27	81	13	3	.335	.304	19
2006	Cedar Rapids	.242	31	99	18	24	5	1	3	9	1	1	6	12	23	6	4	.404	.356	8
2007	Kansas City (IND)	.200	46	15	1	3	1	0	0	1	1	0	0	0	3	0	0	.267	.200	-
2008	Jacksonville	.333	21	3	1	1	0	0	0	0	0	0	0	0	0	0	0	.333	.333	1
2009	Chattanooga	.000	9	1	0	0	0	0	0	0	0	0	0	1	0	0	0	.000	.000	1
2010	Albuquerque	.333	15	3	0	1	0	0	0	0	0	0	0	1	0	0	0	.333	.333	1
	LOS ANGELES (NL)	.000	13	1	0	0	0	0	0	0	0	0	0	0	0	0	0	.000	.000	0
2011	Albuquerque	.000	33	3	0	0	0	0	0	1	0	0	0	2	0	0	0	.000	.000	0
<b>ML Totals</b>		<b>.000</b>	<b>13</b>	<b>1</b>	<b>0</b>	<b>0</b>	<b>0</b>	<b>0</b>	<b>0</b>	<b>0</b>	<b>0</b>	<b>0</b>	<b>0</b>	<b>0</b>	<b>0</b>	<b>0</b>	<b>0</b>	<b>.000</b>	<b>.000</b>	<b>0</b>

## CAREER TRANSACTIONS

**2003** — Selected by the Tampa Bay Devil Rays organization in the 4th round of the First-Year Player Draft. **2005** — Traded to the Los Angeles Angels for catcher Josh Paul, December 19. **2007** — Released, March 17; signed by the Kansas City T-Bones of the independent Northern League. Signed by the Los Angeles Dodgers to a minor league contract, October 7. **2009** — On disabled list, August 31 to November 8. **2010** — On disabled list, August 22 to October 10. **2011** — Elected free agency, November 2; signed by the Oakland Athletics to a minor league contract, December 20.

## VS. THE AMERICAN LEAGUE

2011		CAREER												
ERA	W	L	S	G	IP	ER	vs. TEAM	ERA	W	L	S	G	IP	ER
—	0	0	0	0	0.0	0	Boston	0.00	0	0	0	1	2.2	0
—	0	0	0	0	0.0	0	Texas	0.00	0	0	0	1	1.0	0

## VS. THE NATIONAL LEAGUE

2011		CAREER												
ERA	W	L	S	G	IP	ER	vs. TEAM	ERA	W	L	S	G	IP	ER
—	0	0	0	0	0.0	0	Arizona	0.00	1	0	0	2	6.1	0
—	0	0	0	0	0.0	0	Chicago	0.00	0	0	0	1	2.2	0
—	0	0	0	0	0.0	0	Cincinnati	10.80	0	0	0	2	1.2	2
—	0	0	0	0	0.0	0	Florida	6.75	0	0	0	1	1.1	1
—	0	0	0	0	0.0	0	New York	0.00	0	0	0	2	2.0	0
—	0	0	0	0	0.0	0	Philadelphia	5.40	0	0	0	1	1.2	1
—	0	0	0	0	0.0	0	San Diego	18.00	0	0	0	1	1.0	2
—	0	0	0	0	0.0	0	San Francisco	0.00	0	0	0	2	1.2	0
—	0	0	0	0	0.0	0	St. Louis	10.80	0	0	0	2	3.1	4

## MONTHLY BREAKDOWN

2011		CAREER												
ERA	W	L	S	G	IP	ER	by MONTH	ERA	W	L	S	G	IP	ER
—	0	0	0	0	0.0	0	June	0.87	1	0	0	5	10.1	1
—	0	0	0	0	0.0	0	July	4.40	0	0	0	10	14.1	7
—	0	0	0	0	0.0	0	August	27.00	0	0	0	1	0.2	2

## PITCHING BREAKDOWN

2011		CAREER												
ERA	W	L	S	G	IP	ER	by CATEGORY	ERA	W	L	S	G	IP	ER
—	0	0	0	0	0.0	0	Home	2.77	1	0	0	8	13.0	4
—	0	0	0	0	0.0	0	Road	4.38	0	0	0	8	12.1	6
—	0	0	0	0	0.0	0	Day	1.86	1	0	0	5	9.2	2
—	0	0	0	0	0.0	0	Night	4.60	0	0	0	11	15.2	8
—	0	0	0	0	0.0	0	Pre-ASG	1.08	1	0	0	8	16.2	2
—	0	0	0	0	0.0	0	Post-ASG	8.31	0	0	0	8	8.2	8
—	0	0	0	0	0.0	0	Starter	—	0	0	0	0	0.0	0
—	0	0	0	0	0.0	0	Reliever	3.55	1	0	0	16	25.1	10

## BALLPARK BREAKDOWN

	ERA	W	L	S	G	IP	ER
AT&T Park	0.00	0	0	0	1	1.0	0
Busch Stadium	10.80	0	0	0	2	3.1	4
Chase Field	0.00	0	0	0	1	2.1	0
Dodger Stadium	2.77	1	0	0	8	13.0	4
Fenway Park	0.00	0	0	0	1	2.2	0
Great American	0.00	0	0	0	1	1.0	0
PETCO Park	18.00	0	0	0	1	1.0	2
Rangers Ballpark	0.00	0	0	0	1	1.0	0

## FIELDING STATISTICS

### Pitcher

Year	Pct.	G	PO	A	E	TC	DP
2009	1.000	2	0	1	0	1	0
2010	1.000	14	1	1	0	2	0
<b>Totals</b>	<b>1.000</b>	<b>16</b>	<b>1</b>	<b>2</b>	<b>0</b>	<b>3</b>	<b>0</b>

## SCHLICHTING'S CAREER BESTS

**Low Hit Complete Game:** None

**Innings Pitched:** 4.0, June 2, 2010 vs. Arizona

**Strikeouts:** 3 (twice), last: July 3, 2010 at Arizona

**Longest Winning Streak:** 1, June 2, 2010 to present

**Longest Losing Streak:** None

**Longest Scoreless Streak:** 11.0, June 2 to July 6, 2010

**EVAN SCRIBNER****58****RIGHT-HANDED PITCHER****Height/Weight:** 6-3 / 190**Bats/Throws:** Right / Right**Birthdate:** July 19, 1985**Opening Day Age:** 26**Birthplace/Resides:** New Milford, Connecticut / Washington Depot, Connecticut**Major League Service:** 70 days**Obtained:** Claimed off waivers from San Diego, October 25, 2011**Contract Status:** First year of a one-year contract through 2012.**CAREER HIGHLIGHTS**

Was claimed by the A's off waivers from San Diego following the 2011 season...made his Major League debut with the Padres in 2011, posting a 7.07 ERA in 10 relief appearances over two stints...is 19-18 with 59 saves and a 2.83 ERA (88 er in 279.2 ip) in 214 relief appearances in five minor league seasons...has 339 career strikeouts and just 74 walks for a strikeout-to-walk ratio of 4.58...averages 10.91 strikeouts per nine innings...was named to the Texas League Midseason All-Star Team in 2009 and 2010...pitched for Peoria in the Arizona Fall League in 2009.

**2011 HIGHLIGHTS**

Made his Major League debut with San Diego, posting a 7.07 ERA in 10 relief appearances over two stints with the Padres...opponents hit .300, including .226 (7-for-31) by right-handed hitters and .379 (11-for-29) by left-handers...allowed a .250 batting average with the bases empty, .357 with runners on...including .476 with runners in scoring position...first batters faced were 5-for-10 (.500) with two doubles and a triple and he allowed all three of his inherited runners to score...was recalled from Triple-A Tucson for the first time April 25 and made his Major League debut the next day at Atlanta, working 2.0 scoreless innings (2 h, 1 bb)...recorded his first ML strikeout the next day against the Braves (Brooks Conrad), striking out the side in the ninth inning despite allowing a run on two hits...tossed a season-high 3.0 scoreless innings May 7 against Arizona, retiring all nine batters he faced...had a 2.45 ERA and .233 opponents batting average in six relief appearances when he was optioned to Tucson May 19...returned June 9 and compiled a 24.00 ERA and .471 opponents average in four appearances...was optioned back to Tucson for good June 26...allowed four runs in each of his final two outings, June 20 at Boston and June 25 against Atlanta.

**TUCSON:** Was 2-3 with a 4.71 ERA in 28 relief appearances with Tucson...converted 10-of-11 (90.9%) save opportunities and is 26-for-28 (92.9%) over the last two years...allowed a .255 opponents batting average, including .245 (13 for 53) by right-handed hitters and .264 (14 for 53) by left-handers...surrendered both of his home runs and issued nine of his 12 walks to lefties...yielded a .179 batting average with runners in scoring position and opponents were 0 for 13 with RISP and two outs...allowed a .462 batting average and .500 on-base percentage to batters leading off an inning...had a 3.77 ERA and .184 opponents batting average in 15 outings on the road, compared to a 5.65 ERA and .316 average in 13 games at home...allowed 2-of-8 (25.0%) inherited runners to score...did not issue a walk in 21 of his 28 appearances...seven of his walks came in two outings...walked three batters May 24 at Omaha and four July 14 against Las Vegas...tossed a season-high 2.0 innings April 12 at Salt Lake and April 17 against Salt Lake...allowed a season-high three runs on the 17th and was charged with the loss and his only blown save...had a 5.63 ERA in six relief appearances when he was promoted to San Diego for the first time April 25...compiled a 3.86 ERA in nine games during his second stint from May 19 to June 8...was credited with the save in four consecutive outings from May 31 to June 4...returned to Tucson for the final time June 26, posting a 4.76 over his final 13 appearances...allowed a season-high four hits June 28 at Fresno...recorded his final save July 2 at Sacramento...matched his season-high with two strikeouts July 19 against Tacoma (seventh time)...walked the only batter he faced July 24 at Las Vegas and that batter later scored...that was his final outing before he was placed on the disabled list July 28 with a strained right shoulder...was recalled by San Diego Sept. 2 and placed on the 60-day DL.

## CAREER

**2010**—Spent his second consecutive complete season with Double-A San Antonio, making 57 relief appearances...tallied 16 saves in 17 opportunities (94.1%) while recording a 2.59 ERA...struck out 81 while walking just 15 for a strikeout to walk ratio of 5.40...averaged 11.05 strikeouts per nine innings...led the Texas League in appearances and ranked fourth in saves...ranked third among TL relievers in strikeouts per nine innings and fewest walks per nine innings (1.91) and was fifth in opponents batting (.213)...his opponents average included a .206 mark against left-handed hitters compared to .217 against right-handers...allowed a .194 average with runners in scoring position...stranded all nine of his inherited runners...tallied 13 of his 17 saves over his final 19 appearances...had a 10-game, 12.2-inning scoreless streak from April 22 to May 19...struck out a season-high four in back-to-back outings, May 15 at Midland and May 19 against Corpus Christi...posted a 0.73 ERA in nine relief appearances in June...appeared in the Texas League All-Star game, working 0.2 scoreless innings of relief.

**2009**—Saw his first Double-A action, spending the entire season with San Antonio...was 8-4 with 21 saves and a 3.07 ERA in 57 relief appearances...had career highs in games, saves, wins and innings pitched (70.1)...added 77 strikeouts...ranked second in the Texas League appearances and was third in saves...was third among TL relievers in fewest walks per nine innings (2.18) and fourth in opponents batting (.224) and strikeouts per nine innings (9.85)...his opponents average included a .191 mark against right-handed hitters compared to .260 against lefties...named to the TL All-Star Game...struck out a season-high five in 2.0 innings, July 28 at Corpus Christi...had a loss and a save in two postseason appearances (3.0 ip, 3 h, 1 r, 1 er, 0 bb, 5 so, 3.00 ERA)...pitched for Peoria in the Arizona Fall League and was 0-1 with two saves and a 1.59 ERA in 12 relief appearances.

**2008**—Split his season between Diamondbacks' Single-A affiliates in South Bend and Visalia and Single-A Lake Elsinore in the Padres organization...combined for a 4-5 record, 10 saves and a 2.00 ERA in 48 relief appearances...struck out a career-high 93 batters in 67.1 innings, an average of 12.43 per nine innings...walked just 13 for a strikeout to walk ratio of 7.15...allowed a .174 opponents batting average, which was fifth lowest among all Single-A pitchers...was ninth in strikeout-to-walk ratio...had a 1.64 ERA in 28 relief appearances in the D-backs farm system when he was traded to San Diego for infielder Tony Clark July 17...posted a 2.70 ERA in 20 relief appearances for Lake Elsinore.

**2007**—Split his first professional season between Rookie-level Missoula and Single-A South Bend...combined to go 1-1 with two saves and a 2.85 ERA in 23 relief appearances...struck out 61 and walked just 14...yielded two home runs in 47.1 innings.

## PERSONAL/MISCELLANEOUS

Evan Lee Scribner...graduated from Shepaug Valley High School in Connecticut...attended Central Connecticut State University.

### LIFETIME PITCHING RECORD

Year	Club	W	L	ERA	G	GS	CG	SHO	SV	IP	H	R	ER	HR	HB	BB	IBB	SO	WP	BK
2007	Missoula	0	1	2.92	18	0	0	0	2	37.0	35	13	12	1	3	9	0	48	3	0
	South Bend	1	0	2.61	5	0	0	0	0	10.1	7	3	3	1	0	5	0	13	0	0
2008	South Bend	2	3	1.57	23	0	0	0	8	34.1	23	7	6	0	3	8	2	52	1	0
	Visalia	0	1	1.86	5	0	0	0	1	9.2	5	2	2	1	0	2	0	10	1	0
	Lake Elsinore	2	1	2.70	20	0	0	0	1	23.1	14	7	7	3	2	3	0	31	0	0
2009	San Antonio	8	4	3.07	58	0	0	0	21	70.1	60	27	24	4	0	20	3	77	2	0
2010	San Antonio	4	5	2.59	57	0	0	0	16	66.0	51	22	19	6	5	15	1	81	1	0
2011	Tucson	2	3	4.71	28	0	0	0	10	28.2	27	15	15	2	0	12	1	27	1	0
	SAN DIEGO	0	0	7.07	10	0	0	0	0	14.0	18	11	11	1	0	4	0	10	0	0
<b>ML Totals</b>		<b>0</b>	<b>0</b>	<b>7.07</b>	<b>10</b>	<b>0</b>	<b>0</b>	<b>0</b>	<b>0</b>	<b>14.0</b>	<b>18</b>	<b>11</b>	<b>11</b>	<b>1</b>	<b>0</b>	<b>4</b>	<b>0</b>	<b>10</b>	<b>0</b>	<b>0</b>
<b>Minor League Totals</b>		<b>19</b>	<b>18</b>	<b>2.83</b>	<b>214</b>	<b>0</b>	<b>0</b>	<b>0</b>	<b>59</b>	<b>279.2</b>	<b>222</b>	<b>96</b>	<b>88</b>	<b>18</b>	<b>13</b>	<b>74</b>	<b>7</b>	<b>339</b>	<b>9</b>	<b>0</b>

### CAREER TRANSACTIONS

**2007** — Selected by the Arizona Diamondbacks organization in the 28th round of the First-Year Player Draft. **2008** — Traded to the San Diego Padres for infielder Tony Clark, July 17. **2011** — On disabled list, September 2 to November 1. Claimed off waivers by the Oakland Athletics, October 25.

## VS. THE AMERICAN LEAGUE

2011		CAREER												
ERA	W	L	S	G	IP	ER	vs. TEAM	ERA	W	L	S	G	IP	ER
INF	0	0	0	1	0.0	4	Boston	INF	0	0	0	1	0.0	4

## VS. THE NATIONAL LEAGUE

2011		CAREER												
ERA	W	L	S	G	IP	ER	vs. TEAM	ERA	W	L	S	G	IP	ER
0.00	0	0	0	1	3.0	0	Arizona	0.00	0	0	0	1	3.0	0
11.25	0	0	0	3	4.0	5	Atlanta	11.25	0	0	0	3	4.0	5
6.00	0	0	0	3	3.0	2	Colorado	6.00	0	0	0	3	3.0	2
0.00	0	0	0	1	2.0	0	Milwaukee	0.00	0	0	0	1	2.0	0
0.00	0	0	0	1	2.0	0	Pittsburgh	0.00	0	0	0	1	2.0	0

## MONTHLY BREAKDOWN

2011		CAREER												
ERA	W	L	S	G	IP	ER	by MONTH	ERA	W	L	S	G	IP	ER
3.00	0	0	0	2	3.0	1	April	3.00	0	0	0	2	3.0	1
2.25	0	0	0	4	8.0	2	May	2.25	0	0	0	4	8.0	2
24.00	0	0	0	4	3.0	8	June	24.00	0	0	0	4	3.0	8

## PITCHING BREAKDOWN

2011		CAREER												
ERA	W	L	S	G	IP	ER	by CATEGORY	ERA	W	L	S	G	IP	ER
4.09	0	0	0	6	11.0	5	Home	4.09	0	0	0	6	11.0	5
18.00	0	0	0	4	3.0	6	Road	18.00	0	0	0	4	3.0	6
2.25	0	0	0	3	4.0	1	Day	2.25	0	0	0	3	4.0	1
9.00	0	0	0	7	10.0	10	Night	9.00	0	0	0	7	10.0	10
7.07	0	0	0	10	14.0	11	Pre-ASG	7.07	0	0	0	10	14.0	11
—	0	0	0	0	0.0	0	Post-ASG	—	0	0	0	0	0.0	0
—	0	0	0	0	0.0	0	Starter	—	0	0	0	0	0.0	0
7.07	0	0	0	10	14.0	11	Reliever	7.07	0	0	0	10	14.0	11

## BALLPARK BREAKDOWN

	ERA	W	L	S	G	IP	ER
Coors Field	6.00	0	0	0	3	3.0	2
Fenway Park	INF	0	0	0	1	0.0	4
PETCO Park	4.09	0	0	0	6	11.0	5

## FIELDING STATISTICS

Pitcher							
Year	Pct.	G	PO	A	E	TC	DP
2011	1.000	10	1	2	0	3	0
<b>Totals</b>	<b>1.000</b>	<b>10</b>	<b>1</b>	<b>2</b>	<b>0</b>	<b>3</b>	<b>0</b>

## SCRIBNER'S CAREER BESTS

**Low Hit Complete Game:** None  
**Innings Pitched:** 3.0, May 7, 2011 vs. Arizona  
**Strikeouts:** 3 (twice), last: May 4, 2011 vs. Pittsburgh  
**Longest Winning Streak:** None  
**Longest Losing Streak:** None  
**Longest Scoreless Streak:** 5.0, May 4 to 7, 2011

**INFIELDER****Height/Weight:** 6-0 / 185**Bats/Throws:** Right / Right**Birthdate:** January 4, 1985**Opening Day Age:** 27**Birthplace/Resides:** Virginia Beach, Virginia / Chesapeake, Virginia**Major League Service:** 1 year, 46 days**Obtained:** Acquired from the Detroit Tigers for pitcher David Purcey, May 27, 2011**Contract Status:** First year of a one-year contract through 2012.**CAREER HIGHLIGHTS**

Was acquired May 27, 2011 from Detroit for pitcher David Purcey...batted .249 with 11 home runs and 52 RBI in 93 games with Oakland after hitting .223 with three home runs and 18 RBI in 65 games in two seasons with the Tigers...was originally drafted by Detroit in the 5th round of the 2006 First-Year Player Draft...is a .300 (558-for-1860) hitter in 486 minor league games over six professional seasons...also has 248 walks for a .388 on-base percentage...named the Tigers' Minor League Player of the Year and was a *Baseball America* First-Team Minor League All-Star in 2009 after hitting .308 with 88 runs, 39 doubles, 17 home runs and 66 RBI in 130 games with Double-A Erie and Triple-A Toledo...selected to participate in the Futures Game that year...was named the Tigers' seventh-best prospect by *Baseball America* following the 2008 season, the third best in 2007 and the 10th best in 2006.

**2011 HIGHLIGHTS**

Was acquired from Detroit May 27 for David Purcey and was promoted to Oakland June 6...started 88 of the A's final 102 games at third base, batting .249 with 11 home runs and 52 RBI in 93 games...during his period with Oakland, his home runs were second most on the team and the RBI tied for second best...however, led the A's with 93 strikeouts over that span...the only player in Athletics history with more strikeouts in fewer than 100 games is Jose Canseco, with 104 in 97 games in 1992...had a .433 slugging percentage with the A's as 33 of his 76 hits were for extra bases (21 doubles, 1 triple)...also hit .222 in 17 games with the Tigers and had a .245 batting average, 11 home runs, 56 RBI and 112 strikeouts in 110 games overall...batted .360 with runners in scoring position, including .385 with RISP and two outs...ranked sixth in the American League in batting with RISP and two outs...hit .199 with the bases empty compared to .302 with runners on...batted .294 (35-for-119) against left-handed pitching, .221 (55-for-249) against right-handers...hit nine of his 11 home runs against righties...had seven home runs in 41 day games for a .486 slugging percentage...hit four home runs in 69 games at night (.346 slugging)...went 3-for-4 with a double, home run and seven RBI as a pinch-hitter...tied for the AL lead in pinch RBI (Shelley Duncan, CLE) and tied for 10th in pinch hits...is now 4-for-8 (.500) with a double, two home runs and 10 RBI in his career in the pinch...hit .163 when leading off an inning...committed 13 errors in 91 games at third base, all with Oakland, for a .934 fielding percentage...that was the lowest mark by an Athletic with at least 81 games at third base since Mike Blowers had a .927 mark in 1998...also made 17 starts at second base, all with Detroit, and had a .964 fielding percentage and three errors in 18 games overall at second...hit six of his 11 home runs while batting ninth, which tied for second most among AL number nine hitters.

**DETROIT:** Began the season at Triple-A Toledo and was batting .408 with two home runs and 15 RBI in 23 games when he was recalled by Detroit May 3...was leading the International League in batting and on-base percentage (.495) at the time of his promotion...went 3-for-4 with a double in his 2011 debut May 3 against New York...stole the first base of his career the next day against the Yankees...hit .263 over his first 10 games but then went 4-for-25 (.160) over his final seven games...started 17 of 20 games at second base during his stint with the Tigers before he was traded to the A's May 27.

**OAKLAND:** Was assigned to Triple-A Sacramento following the trade and batted .267 with a home run and three RBI in nine games...that gave him a .368 batting average, three home runs and 18 RBI in 32 minor league games overall...was promoted to Oakland June 6 and spent the remainder of the season with the A's...hit .343 over his first 21 games with the A's through July 3...then went 14-for-90 (.156) over his next 29 contests from July 4 to Aug. 9...that included a career-high-tying 0-for-18 streak from

July 8-16...had his first career walk-off hit July 16, a RBI single in the bottom of the 10th inning in the second game of a doubleheader against Los Angeles...had a career-high-tying three walks and three runs scored July 26 against Tampa Bay...belted his first career triple the next day against the Rays...hit .300 (18-for-60) over a 17-game span from Aug. 10-29...12 of his 18 hits over that stretch were for extra bases (10 doubles, two home runs)...had his first career four-hit game at New York Aug. 24...doubled twice, his third two-double game over an 11-game span...finished August with 11 doubles, which tied for second in the AL...it was the second-best August double total in Oakland history, falling one short of Jason Giambi's record of 12 in 1999...homered in back-to-back games for the first time in his career, Aug. 25 at New York and Aug. 26 at Boston...hit .263 with four home runs and 17 RBI in September...the home runs and RBI were the best single-month totals of his career...connected for a pinch-hit grand slam off Yoshinori Tateyama in the sixth inning Sept. 10 at Texas...it was his first career grand slam and second career pinch home run (Sept. 18, 2010 at Chicago)...it was the first pinch grand slam by an Athletic since Erubiel Durazo July 10, 2004 at Cleveland...his four RBI were a career high...hit safely in each of his final five games from Sept. 24-28 (7-for-16, .438), matching the longest hitting streak of his career (also Aug. 23-27, 2011).

## CAREER

**2010**—Opened the season as the Tigers starting second baseman before he split time between Detroit and Triple-A Toledo...made his Major League debut April 5 at Kansas City...became the first Tigers player to make his debut as the club's starting second baseman on Opening Day since Jake Wood did so in 1961...collected his first ML hit April 9 against Cleveland, a single in the fifth inning off David Huff...belted his first home run April 30 against Los Angeles, a solo shot off Joel Pineiro...optioned to Toledo May 15...compiled a 13-game hitting streak May 23-June 5, batting .434 with five doubles, a home run and five RBI...was sidelined from June 22 to July 6 with a right groin strain...recalled by the Tigers July 21 and saw action in six games with Detroit before he was optioned back to Toledo July 29...posted a 10-game hitting streak Aug. 21-31, batting .342 with four doubles, a home run and eight RBI...recalled by the Tigers for the remainder of the season Sept. 7...belted a game-winning, pinch-hit, three-run home run in the eighth inning Sept. 18 at Chicago's U.S. Cellular Field as the Tigers defeated the White Sox 6-3...he became the first Tigers rookie to connect for a game-winning, pinch-hit home run since Tim Corcoran did so Aug. 14, 1977 as he belted a solo home run in the eighth inning to lead the Tigers to a 6-5 win over the Twins at Tiger Stadium.

**2009**—Tabbed the Tigers Minor League Player of the Year as he combined to hit .308 with 88 runs scored, 39 doubles, five triples, 17 home runs, 66 RBI and 21 stolen bases in 130 games with Double A Erie and Triple-A Toledo...selected to *Baseball America's* First-Team Minor League all-star squad following the season...earned a spot on the U.S. Team for the Futures Game held at Busch Stadium prior to Major League Baseball's All-Star Game...collected a single and scored a run in the game...tied for the lead in the Eastern League with seven home runs during May...hit .307 with 10 doubles and 20 RBI in 29 games during the month...transferred to Toledo June 15...connected for a season-high two home runs Aug. 1 versus Buffalo...batted .315 with eight doubles, four home runs and 14 RBI in 28 games during August...fared better against right-handed pitchers with both Erie and Toledo, hitting .317 with Erie and .314 with Toledo...hit .279 against lefties with Erie, while he hit .298 with Toledo...batted .348 with runners in scoring position with the SeaWolves and .358 with the Mud Hens...named the 10th-best prospect in the Tigers organization following the season by *Baseball America*...tabbed the best hitter for average and rated as possessing the best strike-zone discipline in the organization by the publication...batted .368 with three home runs and nine RBI in six games with Peoria in the Arizona Fall League following the season before his stint in the league was cut short due to injury...underwent surgery on his left ankle for his fractured fibula and the associated instability, a procedure performed by Dr. Stephen Lemos at the Detroit Medical Center on October 27.

**2008**—Selected to the Florida State League's Midseason All-Star squad with Single-A Lakeland, before being sidelined for the remainder of the season after landing on the disabled list June 3 with a left wrist fracture...fared better against left-handed pitchers, hitting .344...batted .261 versus right-handed pitchers...hit .316 with runners in scoring position...hit .370 with five doubles, two home runs and nine RBI over a 13-game stretch from April 4-16...collected a season-high four RBI April 15 versus Sarasota...matched the RBI May 4 at St. Lucie...named the seventh-best prospect and best hitter for average in the Tigers organization following the season by *Baseball America*.



**2007**—Finished fourth in the Midwest League with 33 doubles for Single-A West Michigan...also ranked fifth with 73 walks and tied for fifth with 78 runs scored...was the third-hardest batter to strike out in the ML, fanning once every 8.83 plate appearances...tabbed the best defensive second baseman in the league by *Baseball America*...garnered Midwest League Player of the Week honors for June 25-July 1 after hitting .400 with six runs scored, three doubles, a triple, home run and seven RBI in seven games...posted a season-high 10-game hitting streak July 7-19, batting .422 with 10 runs scored...hit .322 with 11 doubles in 22 games during July...saw action in all nine of West Michigan's games during the Midwest League playoffs, hitting .303 with 10 runs scored, two home runs and four RBI...named the third-best prospect, best hitter for average and rated as possessing the best strike-zone discipline in the Tigers organization following the season by *Baseball America*...played with Peoria in the Arizona Fall League following the season, hitting .356 with two home runs and 18 RBI in 21 games...led the league in triples (4), finished third in batting and was fourth in hits (32) and RBI.

**2006**—Selected to participate in the New York-Penn League's all-star game in his professional debut with Single-A Oneonta after being selected by the Tigers in the fifth round of the June 2006 draft...led the New York-Penn League with 294 at-bats, 49 runs scored and 96 hits, while he was second with a .327 batting average and 128 total bases and fifth with a .394 on-base percentage...topped all league short-stops with 42 double plays...named to *Baseball America's* Short-Season Single A all-star squad...hit .372 in June...selected the New York-Penn League Player of the Week for July 10-16 after hitting .333 with four runs scored, a double, triple, two home runs and 11 RBI in six games...posted a season-best 14-game hitting streak July 13-29 (.444)...collected a season-high five hits on July 20 at Brooklyn...hit .322 during July and .327 in August...named the ninth-best prospect in the New York-Penn League and 10th-best prospect in the Tigers organization following the season by *Baseball America*.

## PERSONAL/MISCELLANEOUS

Scott Daniel Sizemore was originally signed by Detroit scout Bill Buck...is married, Brooke...attended Virginia Commonwealth University and hit .334 with 142 runs scored, 107 RBI and 40 stolen bases in 156 games...was a second-team All-Colonial Athletic Association selection as a junior in 2006 after hitting .302 with 43 runs and 13 stolen bases in 47 games...earned first team honors in 2005 and was tabbed a third-team All-American by the National Collegiate Baseball Writers Association and Louisville Slugger after hitting .364 with 57 runs, 24 doubles, 56 RBI and 19 stolen bases in 55 games...hit .332 in 54 games as a freshman...played with Harwich in the Cape Cod League during the summer of 2005, earning all-star honors after hitting .303.

## LIFETIME PLAYING RECORD

Year	Club	AVG	G	AB	R	H	2B	3B	HR	RBI	SH	SF	HP	BB	SO	SB	CS	SLG	OBP	E
2006	Oneonta	.327	70	294	49	96	15	4	3	37	3	2	2	32	47	7	5	.435	.394	16
2007	West Michigan	.265	125	438	78	116	33	5	4	48	4	6	9	73	60	16	10	.390	.376	15
2008	Lakeland	.286	53	203	32	58	11	1	4	20	1	3	3	24	44	14	3	.409	.365	8
2009	Erie	.307	59	228	39	70	17	4	9	33	3	1	2	35	46	7	3	.535	402	12
	Toledo	.308	71	292	49	90	22	1	8	33	5	0	4	29	49	14	1	.473	.378	9
2010	Toledo	.298	76	299	49	89	23	1	9	37	1	2	9	31	77	2	2	.472	.378	7
	DETROIT	.224	48	143	19	32	7	0	3	14	4	1	0	15	40	0	0	.336	.296	8
2011	Toledo	.408	23	76	17	31	7	1	2	15	1	1	2	12	19	3	1	.605	.495	3
	DETROIT	.222	17	63	8	14	1	0	0	4	1	0	0	10	19	1	1	.238	.329	3
	Sacramento	.267	9	30	11	8	2	0	1	3	0	1	0	12	4	2	1	.433	.465	1
	OAKLAND	.249	93	305	42	76	21	1	11	52	4	1	2	43	93	4	2	.433	.345	13
<b>ML Totals</b>		<b>.239</b>	<b>158</b>	<b>511</b>	<b>69</b>	<b>122</b>	<b>29</b>	<b>1</b>	<b>14</b>	<b>70</b>	<b>9</b>	<b>2</b>	<b>2</b>	<b>68</b>	<b>152</b>	<b>5</b>	<b>3</b>	<b>.382</b>	<b>.329</b>	<b>24</b>

## CAREER TRANSACTIONS

**2006** — Selected by the Detroit Tigers organization in the fifth round of the First-Year Player Draft. **2011** — Traded to the Oakland Athletics for pitcher David Purcey, May 27.

## VS. THE AMERICAN LEAGUE

2011					CAREER					
AVG.	AB	H	HR	RBI	vs. TEAM	AVG.	AB	H	HR	RBI
.385	13	5	0	1	Baltimore	.263	19	5	0	1
.095	21	2	1	2	Boston	.077	26	2	1	2
.364	11	4	1	4	Chicago	.400	15	6	3	8
.083	12	1	0	1	Cleveland	.235	34	8	0	6
.333	12	4	0	1	Detroit	.333	12	4	0	1
.321	28	9	1	6	Kansas City	.300	40	12	1	7
.171	35	6	0	2	Los Angeles	.214	56	12	1	3
.125	16	2	0	4	Minnesota	.158	38	6	0	4
.379	29	11	1	6	New York	.289	38	11	1	6
—	0	0	0	0	Oakland	—	0	0	0	0
.308	39	12	4	10	Seattle	.306	49	15	4	11
.308	26	8	0	4	Tampa Bay	.324	34	11	0	4
.098	41	4	2	7	Texas	.132	53	7	2	8
.226	31	7	0	3	Toronto	.186	43	8	0	4

## VS. THE NATIONAL LEAGUE

2011					CAREER					
AVG.	AB	H	HR	RBI	vs. TEAM	AVG.	AB	H	HR	RBI
.583	12	7	1	3	Arizona	.583	12	7	1	3
.000	6	0	0	0	Florida	.000	6	0	0	0
.250	12	3	0	0	New York	.250	12	3	0	0
.222	9	2	0	1	Philadelphia	.222	9	2	0	1
.125	8	1	0	0	Pittsburgh	.125	8	1	0	0
.286	7	2	0	1	San Francisco	.286	7	2	0	1

## MONTHLY BREAKDOWN

2011					CAREER					
AVG.	AB	H	HR	RBI	by MONTH	AVG.	AB	H	HR	RBI
—	0	0	0	0	April	.254	63	16	1	5
.222	63	14	0	4	May	.186	97	18	0	7
.293	58	17	1	7	June	.293	58	17	1	7
.220	82	18	3	16	July	.216	102	22	3	17
.236	89	21	3	12	August	.236	89	21	3	12
.263	76	20	4	17	September	.292	96	28	6	22
—	0	0	0	0	October	.000	6	0	0	0

## BATTING BREAKDOWN

2011					CAREER					
AVG.	AB	H	HR	RBI	by CATEGORY	AVG.	AB	H	HR	RBI
.258	186	48	4	27	Home	.246	256	63	5	32
.231	182	42	7	29	Road	.231	255	59	9	38
.264	140	37	7	22	Day	.255	200	51	8	31
.232	228	53	4	34	Night	.228	311	71	6	39
.261	157	41	4	18	Pre-ASG	.240	254	61	5	26
.232	211	49	7	38	Post-ASG	.237	257	61	9	44
.294	119	35	2	16	vs. LHP	.274	168	46	4	21
.221	249	55	9	40	vs. RHP	.222	343	76	10	49
.360	86	31	3	44	RISP	.320	122	39	4	55
.333	9	3	1	13	Loaded	.333	12	4	1	17
.750	4	3	1	7	Pinch Hitter	.500	8	4	2	10
—	0	0	0	0	Designated Hitter	.000	4	0	0	0

## BALLPARK BREAKDOWN

	AVG.	AB	H	HR	RBI
Angel Stadium	.316	19	6	0	0
Ballpark in Arlington	.171	35	6	2	7
Camden Yards	.182	11	2	0	0
Citi Field	.250	12	3	0	0
Citizens Bank Park	.222	9	2	0	1
Comerica Park	.248	101	25	1	6
Fenway Park	.111	18	2	1	2
Kauffman Stadium	.000	4	0	0	0
O.co Coliseum	.244	156	38	4	26
PNC Park	.125	8	1	0	0
Progressive Field	.182	22	4	0	4
Rogers Centre	.250	24	6	0	3
Safeco Field	.300	30	9	2	7
Target Field	.067	15	1	0	1
Tropicana Field	.267	15	4	0	0
U.S. Cellular Field	.400	15	6	3	8
Yankee Stadium	.412	17	7	1	5

## FIELDING STATISTICS

### Second Base

YEAR	PCT.	G	PO	A	E	TC	DP
2010	.955	40	59	90	7	156	24
2011	.964	18	22	59	3	84	12
<b>Totals</b>	<b>.958</b>	<b>58</b>	<b>81</b>	<b>149</b>	<b>10</b>	<b>240</b>	<b>36</b>

### Third Base

YEAR	PCT.	G	PO	A	E	TC	DP
2010	.933	6	7	7	1	15	1
2011	.934	91	54	129	13	196	10
<b>Totals</b>	<b>.934</b>	<b>97</b>	<b>61</b>	<b>136</b>	<b>14</b>	<b>211</b>	<b>11</b>

## SIZEMORE'S CAREER BESTS

**Hits:** 4, August 24, 2011 at New York (AL)

**Home Runs:** 1 (14 times), last: September 27, 2011 at Seattle

**Runs Batted In:** 4, September 10, 2011 at Texas

**Stolen Bases:** 1 (five times), last: September 28, 2011 at Seattle

**Hitting Streak:** 5 (twice), last: September 24, 2011 to present

**Hitless Streak (At Bats):** 18 (twice), last: July 8 to 16, 2011


**Grand Slams:** 1, September 10, 2011 at Texas (Yoshinori Tateyama).

**Pinch-Hit Home Runs:** 2, September 10, 2011 at Texas (Yoshinori Tateyama); September 18, 2010 at Chicago (Chris Sale)

**Inside-The-Park Home Runs:** None.

**Game Ending Home Runs:** None.

**Lead Off Home Runs:** None.

**OUELFIDER****Height/Weight:** 6-3 / 210**Bats/Throws:** Left / Left**Birthdate:** September 30, 1982**Opening Day Age:** 29**Birthplace/Resides:** Jackson, Mississippi / Brandon, Mississippi**Major League Service:** 3 years, 119 days**Obtained:** Acquired from the Colorado Rockies for pitchers Guillermo Moscoso and Josh Outman, January 16, 2012**Contract Status:** First year of a one-year contract through 2012.**CAREER HIGHLIGHTS**

Was acquired by the A's prior to the 2012 season after spending the first eight seasons of his professional career in the Colorado organization...made his Major League debut with the Rockies in 2007 and is a .275 career hitter with 51 home runs and 181 RBI in 487 games over five seasons...has made 158 career starts in left field, 131 in right field and seven in center field...also has a .336 (46-for-137) career average as a pinch hitter with 11 doubles, five triples, five home runs and 34 RBI (.599 slugging percentage)...has spent each of the last three full seasons in the Majors with Colorado, tallying at least 15 home runs and 50 RBI in each season...appeared in a total of nine postseason games with the Rockies in 2007 and 2009, going 4-for-11 (.364) with a double and two RBI...led the majors and set a single-season Rockies record with a .472 average as a pinch hitter in 2009...tied for the minor league lead with 46 doubles in 2006 at Tulsa.

**2011 HIGHLIGHTS**

Spent the entire season as one of the Rockies regular outfielders, seeing time in both right field (97 starts) and left field (22)...had career-highs in several offensive categories, including games (147), at bats (476), runs (67), hits (135), doubles (32), triples (9), RBI (59), extra-base hits (56) and stolen bases (10)...his 15 home runs and .284 batting average were second best...tied for fifth in the National League in triples...batted .299 (115-for-384) with 14 of his 15 home runs and 47 of his 59 RBI against right-handed pitching...hit .217 (20-for-92) against left-handers...slugged .526 against right-handers compared to .304 against lefties...his career splits are .290 (311-for-1072) with 47 of his 51 home runs and 153 of his 181 RBI against righties compared to .202 (43-for-213) against lefties...has a .518 slugging percentage against righties; .319 against lefties...hit .288 with nine home runs and 38 RBI at home compared to .282 with six home runs and 21 RBI on the road...is a .296 (180-for-608) career hitter with 31 home runs and 113 RBI in 235 games at Coors Field compared to .257 (174-for-677) with 20 home runs and 68 RBI in 252 games on the road...had a .230 average with runners in scoring position...hit over .300 in four different months (.306 in April, .303 in May, .308 in June and .306 in August)...now has a .313 (67-for-214) career average in June...hit seven of his 15 home runs in August but had none in July and September...batted .314 when leading off an inning...went 8 for 22 (.364) with two RBI as a pinch hitter...the average tied for third best in the NL (min. 25 PA)...is a .336 (46-for-137) career hitter in the pinch with five home runs and 34 RBI...since 2007, he leads Major League pinch hitters in triples (5), ranks fourth in RBI, tied for fifth in hits and doubles (11), sixth in walks (25) and tied for 10th in home runs...also has the best batting average, on-base percentage (.430) and slugging percentage (.599) among pinch hitters with 90 or more plate appearances since 2007...batted .306 with 11 of his 15 home runs in 51 games batting sixth...tied for second among NL six hitters in home runs (Stanton, FLA 15)...also hit fifth 47 times...had five outfield assists...committed five errors, all in his 107 games in right field...did not have any errors and logged four of his assists in 25 games as a left fielder.

**COLORADO:** Was the Rockies Opening Day starter in right field April 1 against Arizona and went 3-for-6 with a double...doubled in each of his first three games and batted .313 with seven doubles, a triple and two home runs over his first 12 games through April 17...had a career-high nine-game hitting streak from May 10-20...went 14-for-34 (.412) with four doubles, a triple, two home runs, six RBI and four walks...capped the streak with back-to-back three-hit games May 19 at Philadelphia and May 20 at Milwaukee...matched his hitting streak best with another nine-game streak from June 4-12 (11-for-27, .407)...had his fourth career two-homer game June 21 at Cleveland...went 3-for-4 in that game to lift his average to a season-high .316...then hit .258 over his final 86 games...had a career-long 35-game

homerless streak from June 22 to July 31...ended that streak Aug. 1 against Philadelphia when he went deep off Cole Hamels...it was his first home run off a left-handed pitcher since Sept. 5, 2009 against Arizona...had his fifth career two-homer game Aug. 8 at Cincinnati...both home runs were two-run shots and he drove in a season-high four runs...hit seven of his 15 home runs over a 21-game span from Aug. 1 to 23...then went homerless over his final 30 games...went 3-for-4 with a pair of triples Sept. 6 against Arizona to boost his average to .292...then went 14-for-62 (.226) over his final 19 games to finish the year at .284.

## CAREER

**2010**—Spent the entire season on the Rockies active roster for the second straight season...hit .246 with 19 doubles, five triples, 17 home runs and 52 RBI in 133 games...the home runs were a career-high but the batting average was a career-low, as was his .314 on-base percentage...hit .261 with all 17 of his home runs and 48 of his 52 RBI against right-handed pitching compared to .154 against left-handers...batted .284 with 12 home runs and 33 RBI at home compared to .209 with five home runs and 19 RBI on the road...hit 12 of his 17 home runs prior to the All-Star break...also hit .287 with 38 RBI and 24 extra-base hits before the break compared to .192 after the break...batted .299 in May, .295 in June and .311 in July...then hit .115 in August and .180 in September...started 82 games, including 59 in left field and 23 in right field...was also 7 for 37 (.189) with two home runs and 12 RBI as a pinch hitter...hit in every position in the batting order, with his best slot coming as the leadoff hitter where he hit .282 with three homers and nine RBI...had the second two-homer game of his career April 25 against Florida...had his third career two-homer game May 26 against Arizona...his walk-off home run July 6 against St. Louis capped the Rockies historic nine-run, ninth inning comeback...Colorado trailed 9-3 entering the bottom of the ninth but went on to win 12-9.

**2009**—Spent the entire season with the Major League club for the first time in his career, hitting .293 with 15 home runs and 55 RBI...had career-highs in batting, walks (46), on-base percentage (.378) and slugging percentage (.510)...hit .345 at Coors Field...hit for a lower average on the road (.241) but seven of his 15 homers were hit away from Coors Field...hit .259 with three home runs off left-handed pitching, after entering the season hitless off lefties in his career (0-for-11)...hit .330 with 31 of his 55 RBI in the seventh inning or later...finished seventh in the National League with a .285 batting average with two strikes...led the majors and set a single-season Rockies record with a .472 average as a pinch hitter...also led the majors in extra base hits (9) and tied for second in hits (17)...reached base in 27 of 48 plate appearances in the pinch (.574 on-base percentage) and slugged .861...made 77 starts in left field, playing all of his defensive innings at that position...was on the Opening Day roster for the first time in his career...made first career Opening Day start and hit the game-tying home run in the seventh inning off Schoeneweis...was 0-for-11 against lefties in his career prior to that...had the game-winning two-run home run off Tim Lincecum Aug. 23 against San Francisco...had two game-winning RBI in that series against the Giants, Aug. 21-24...had a career-best four hits Sept. 4 against Arizona...had his first career two-homer game Sept. 6 against the Diamondbacks...was named National League Player of the Week for the period ending Sept. 6 after leading all NL players in batting (.542), doubles (5), total bases (30) and runs (10)...appeared in three NLDS games against Philadelphia and went 1-for-5 (.200)...he appeared as a pinch-hitter in Games 2 and 3 before finally making his first playoff start in Game 4...prior to that start each of his first eight postseason plate appearances were as a pinch-hitter...his pinch hit in Game 3 vs. Philadelphia drove in a run and proved the difference in a 5-4 victory; the hit glanced off J.A. Happ's shin and knocked him out of the game.

**2008**—Recalled from the minors three times...recorded all 28 hits off right-handed pitchers and finished 0-for-11 against lefties...hit .292 with runners in scoring position...hit .257 as a pinch-hitter with a .381 on-base percentage and .514 slugging percentage...had five extra-base hits as a pinch hitter, which tied for third-most in the majors...had two pinch home runs, which tied for second in the majors...one of his pinch homers was an inside-the-park shot July 18 against Pittsburgh...it was his first career pinch hit home run...became the first Rockie to hit a pinch-hit inside the park homer since Dustin Mohr July 10, 2005 against San Diego...socked first career home run, a go-ahead three-run shot off John Maine, in his second career start May 25 against New York (NL)...it marked his first career regular season RBI...made first career start in left field June 8 against Milwaukee after making his previous 10 starts in right field...optioned back to Colorado Springs July 8 but was recalled the following day...made his first career start in center field Aug. 15 at Washington...it marked his first start at any position since he was recalled July 9...completed his Triple-A season hitting .323 with 10 home runs and 53 RBI in 68

games...recorded an 11-game hitting streak from May 6-17; hit .452 (19-for-42) with three doubles, a triple, four home runs and 11 RBI during the streak...named a starter for the 2008 Triple-A All-Star game in Louisville but did not play due to his call up.

**2007**—Spent the entire regular season at Colorado Springs, batting .317 with 17 home runs, 32 doubles, six triples and 82 RBI in 129 games...ranked ninth in the Pacific Coast League in batting...added a .381 on-base percentage and a .528 slugging percentage...batted .349 with 13 home runs and 57 RBI over his final 81 games beginning June 3...hit for the cycle Aug. 17 vs. Las Vegas, going 5-for-6 with two home runs, four RBI and five runs scored...his arrival in the big leagues was delayed following a shoulder injury at the end of the Triple-A season...was selected by Colorado Sept. 16 and made his Major League debut with the Rockies...went 5-for-8 (.625) with four runs scored in seven games...including 5-for-7 (.714) with a triple as a pinch-hitter...Colorado went 14-1 after he was added to the roster...made his debut Sept. 16 against Florida, going 0-for-2 as pinch-hitter/right fielder...recorded his first major league hit Sept. 21 at San Diego (Doug Brocail), a pinch line drive to third base...collected his first career triple Oct. 1 vs. San Diego in the tiebreaker game...was added to Colorado's 2007 postseason roster as an injury replacement...appeared in six of 11 games for the Rockies, all as a pinch-hitter, and went 3-for-6 (.500) with one double and two RBI...hit a two-out, pinch-hit two-run double in the fourth inning in Game 4 of the LCS Oct. 15 vs. Arizona to give the Rockies a 2-1 lead.

**2006**—In his first season at the Double-A level, batted .294 with 15 home runs, 46 doubles, and 71 RBI in 130 games...the doubles tied with Reds prospect Joey Votto (Chattanooga) for the overall minor league lead...ranked among the Texas League leaders in extra base hits (4th, 65) and hits (5th, 154)...the extra base hits led the Rockies organization and tied for 11th-most in the minors...hit nearly as well against lefties (.286) as he did against right-handers (.296)...batted .444 (20-for-45) during a season-high 11-game hitting streak from May 23 to June 2...named Texas League Player of the Week twice: June 19-25 and July 31 to Aug. 6...batted .387 (12-for-31) with three home runs and nine RBI during the latter week...went 2-for-7 (.286) with one RBI in the Texas League playoffs

**2005**—Rated as the eighth-best prospect in the Rockies system by *Baseball America* entering the year...hit .300 with 45 doubles, nine home runs and 72 RBI in 129 games for Modesto...ranked second in the California League and tied for fifth in all of minor league baseball in doubles...led his team in games, hits (160) and doubles...had 15 outfield assists, which tied for the league lead...compiled a 16-game hitting streak from May 27 to June 14, batting .380 (27-for-71) over that span...reached base safely in 39 consecutive home games from April 9 to July 5, which was the longest such streak in the league all season...batted .316 (6-for-19) with four RBI in five postseason games

**2004**—Spent the majority of his first pro season at Casper, where he was named a Pioneer League All-Star and selected to *Baseball America's* Rookie Level All-Star Team...ranked second in the league in batting (.369) and slugging (.601), fourth in doubles (21), RBI (61) and extra-base hits (33) and fifth in total bases (140)...was promoted to Tri-City Aug. 27 and played in nine games for the Dust Devils...combined for 93 hits to tie Juan Pierre (Portland, 1998) for the most ever by a Colorado short-season player...following the season, was named the 10th-best prospect in the Pioneer League by *Baseball America*.

## PERSONAL/MISCELLANEOUS

Garry Seth Smith was originally signed by Rockies scout Damon Iannelli...is married, Lindsay, and has a daughter, Sienna Elizabeth, (April, 2009)...lettered in baseball at Hillcrest Christian High School (Jackson, MS)...helped lead Hillcrest to Class 4A baseball state championships in 1997 and 1998...hit .434 as a freshman, .483 as a sophomore, .400 as a junior, and .500 as a senior...named Mississippi Private School Association 4A MVP in football...was named all-conference in basketball (twice) and soccer (three times)...selected by Arizona in the 48th round of 2001 June draft, but went to Ole Miss...played three seasons at Mississippi where he finished 9th on the school's career hit list with 220...was a preseason all-American as a junior in 2004, batting .284 with 7 HR and 40 RBI...earned second-team all-SEC honors...was named to *Collegiate Baseball's* Freshman All-American Team in 2002 and was also named to first team all-conference...on the gridiron, Seth was the backup quarterback to Eli Manning but never saw a snap in three seasons...majored in political science...was a member of the USA National Team that won a silver medal at the Pan American Games in 2003...batted .322 with 4 homers and 9 RBI for Team USA.

## LIFETIME PLAYING RECORD

Year	Club	AVG	G	AB	R	H	2B	3B	HR	RBI	SH	SF	HP	BB	SO	SB	CS	SLG	OBP	E
2004	Casper	.369	56	233	46	86	21	3	9	61	0	2	0	25	47	9	1	.601	.427	5
	Tri-City	.259	9	27	6	7	1	1	2	5	0	1	0	1	3	0	0	.593	.276	1
2005	Modesto	.300	129	533	87	160	45	6	9	72	4	3	1	44	115	5	3	.458	.353	9
2006	Tulsa	.294	130	524	79	154	46	4	15	71	3	0	4	51	74	4	4	.483	.361	5
2007	Colorado Springs	.317	129	451	68	143	32	6	17	82	1	4	10	39	73	7	3	.528	.381	4
	COLORADO	.625	7	8	4	5	0	1	0	0	0	0	0	0	1	0	0	.875	.625	0
2008	Colorado Springs	.323	68	248	55	80	16	2	10	53	0	6	3	46	46	11	0	.524	.426	3
	COLORADO	.259	67	108	13	28	7	0	4	15	0	0	0	15	23	1	0	.435	.350	1
2009	COLORADO	.293	133	335	61	98	20	4	15	55	1	3	2	46	67	4	1	.510	.378	1
2010	COLORADO	.246	133	358	55	88	19	5	17	52	0	3	2	35	67	2	1	.469	.314	3
2011	COLORADO	.284	147	476	67	135	32	9	15	59	0	7	4	46	93	10	2	.483	.347	5
<b>ML Totals</b>		<b>.275</b>	<b>487</b>	<b>1285</b>	<b>200</b>	<b>354</b>	<b>78</b>	<b>19</b>	<b>51</b>	<b>181</b>	<b>1</b>	<b>13</b>	<b>8</b>	<b>142</b>	<b>251</b>	<b>17</b>	<b>4</b>	<b>.485</b>	<b>.348</b>	<b>10</b>

## CAREER TRANSACTIONS

**2001** — Selected by the Arizona Diamondbacks organization in the 48th round of the June Draft. **2004** — Selected by the Colorado Rockies organization in the second round of the First-Year Player Draft. **2012** — Traded to the Oakland Athletics for pitchers Guillermo Moscoso and Josh Outman, January 16.

## DIVISION SERIES RECORD

Year	Club/Opp.	AVG	G	AB	R	H	2B	3B	HR	RBI	SH	SF	HP	BB	SO	SB	CS	SLG	OBP	E
2007	COL vs. PHI	.500	2	2	1	1	0	0	0	0	0	0	0	0	0	0	0	.500	.500	–
2009	COL vs. PHI	.200	3	5	0	1	0	0	0	0	0	0	0	1	1	0	0	.200	.333	0
<b>Totals</b>		<b>.286</b>	<b>5</b>	<b>7</b>	<b>1</b>	<b>2</b>	<b>0</b>	<b>0</b>	<b>0</b>	<b>0</b>	<b>0</b>	<b>0</b>	<b>0</b>	<b>1</b>	<b>1</b>	<b>0</b>	<b>0</b>	<b>.286</b>	<b>.375</b>	<b>0</b>

## LEAGUE CHAMPIONSHIP SERIES RECORD

Year	Club/Opp.	AVG	G	AB	R	H	2B	3B	HR	RBI	SH	SF	HP	BB	SO	SB	CS	SLG	OBP	E
2007	COL vs. ARI	.500	2	2	1	1	1	0	0	2	0	0	0	0	0	0	0	1.000	.500	–

## WORLD SERIES RECORD

Year	Club/Opp.	AVG	G	AB	R	H	2B	3B	HR	RBI	SH	SF	HP	BB	SO	SB	CS	SLG	OBP	E
2007	COL vs. BOS	.500	2	2	0	1	0	0	0	0	0	0	0	0	1	0	0	.500	.500	–

## VS. THE AMERICAN LEAGUE

2011					CAREER					
AVG.	AB	H	HR	RBI	vs. TEAM	AVG.	AB	H	HR	RBI
—	0	0	0	0	Baltimore	—	0	0	0	0
—	0	0	0	0	Boston	.429	7	3	0	1
.231	13	3	0	2	Chicago	.231	13	3	0	2
.462	13	6	2	3	Cleveland	.462	13	6	2	3
.250	8	2	0	0	Detroit	.200	15	3	1	2
.200	10	2	0	1	Kansas City	.250	16	4	0	1
—	0	0	0	0	Los Angeles	.235	17	4	1	4
—	0	0	0	0	Minnesota	.429	7	3	0	0
.300	10	3	0	1	New York	.300	10	3	0	1
—	0	0	0	0	Oakland	.250	8	2	1	2
—	0	0	0	0	Seattle	.500	2	1	0	0
—	0	0	0	0	Tampa Bay	.200	5	1	0	0
—	0	0	0	0	Texas	—	0	0	0	0
—	0	0	0	0	Toronto	.000	1	0	0	1

## VS. THE NATIONAL LEAGUE

2011					CAREER					
AVG.	AB	H	HR	RBI	vs. TEAM	AVG.	AB	H	HR	RBI
.304	56	17	1	6	Arizona	.275	171	47	9	29
.276	29	8	0	4	Atlanta	.286	63	18	4	13
.250	16	4	1	3	Chicago	.232	56	13	2	8
.333	21	7	3	5	Cincinnati	.236	72	17	5	12
—	0	0	0	0	Colorado	—	0	0	0	0
.263	19	5	1	1	Florida	.355	62	22	4	9
.412	17	7	1	2	Houston	.340	50	17	1	6
.340	47	16	2	8	Los Angeles	.288	125	36	2	17
.290	31	9	0	3	Milwaukee	.220	59	13	1	8
.250	24	6	1	4	New York	.258	66	17	4	11
.412	17	7	1	2	Philadelphia	.353	68	24	2	5
.273	22	6	1	4	Pittsburgh	.327	55	18	2	6
.214	56	12	0	4	San Diego	.262	145	38	3	16
.273	44	12	1	6	San Francisco	.245	110	27	4	16
.143	7	1	0	0	St. Louis	.250	36	9	1	3
.125	16	2	0	0	Washington	.152	33	5	2	5

## MONTHLY BREAKDOWN

2011					CAREER					
AVG.	AB	H	HR	RBI	by MONTH	AVG.	AB	H	HR	RBI
.306	72	22	2	12	April	.285	158	45	9	30
.303	76	23	3	10	May	.273	231	63	9	28
.308	91	28	3	13	June	.313	214	67	8	33
.233	90	21	0	7	July	.277	224	62	6	29
.306	72	22	7	13	August	.248	202	50	13	33
.253	75	19	0	4	September	.259	243	63	6	27
—	0	0	0	0	October	.308	13	4	0	1

## BATTING BREAKDOWN

2011					CAREER					
AVG.	AB	H	HR	RBI	by CATEGORY	AVG.	AB	H	HR	RBI
.285	228	65	9	38	Home	.296	608	180	31	113
.282	248	70	6	21	Road	.257	677	174	20	68
.278	158	44	5	26	Day	.254	417	106	18	66
.286	318	91	10	33	Night	.286	868	248	33	115
.292	271	79	8	36	Pre-ASG	.288	670	193	28	100
.273	205	56	7	23	Post-ASG	.262	615	161	23	81
.217	92	20	1	12	vs. LHP	.202	213	43	4	28
.299	384	115	14	47	vs. RHP	.290	1072	311	47	153
.230	122	28	3	39	RISP	.253	308	78	14	123
.000	5	0	0	1	Bases Loaded	.273	22	6	0	17
.364	22	8	0	2	Pinch Hitter	.336	137	46	5	34
—	0	0	0	0	Designated Hitter	.333	12	4	2	7

## BALLPARK BREAKDOWN

	AVG.	AB	H	HR	RBI
Angel Stadium	.235	17	4	1	4
AT&T Park	.174	69	12	1	5
Busch Stadium	.240	25	6	0	0
Chase Field	.190	79	15	2	8
Citi Field	.292	24	7	0	1
Citizens Bank Park	.378	37	14	1	2
Comerica Park	.143	7	1	1	2
Coors Field	.296	608	180	31	113
Dodger Stadium	.304	69	21	0	4
Great American	.229	35	8	4	7
Kauffman Stadium	.333	6	2	0	0
Miller Park	.154	26	4	0	3
Minute Maid Park	.355	31	11	0	1
Nationals Park	.167	18	3	1	3
O.co Coliseum	.250	8	2	1	2
PETCO Park	.291	79	23	2	10
PNC Park	.250	24	6	1	3
Progressive Field	.462	13	6	2	3
Shea Stadium	.000	1	0	0	0
Sun Life Stadium	.324	34	11	1	4
Target Field	.429	7	3	0	0
Turner Field	.200	25	5	1	3
Wrigley Field	.212	33	7	1	2
Yankee Stadium	.300	10	3	0	1

## FIELDING STATISTICS

### Outfield

YEAR	PCT.	G	PO	A	E	TC	DP
2007	—	1	0	0	0	0	0
2008	.977	28	42	1	1	44	0
2009	.993	86	135	4	1	140	1
2010	.981	101	155	4	3	162	2
2011	.978	129	216	5	5	226	0
<b>Totals</b>	<b>.983</b>	<b>345</b>	<b>548</b>	<b>14</b>	<b>10</b>	<b>572</b>	<b>3</b>

## SMITH'S CAREER BESTS

**Hits:** 4, September 4, 2009 vs. Arizona

**Home Runs:** 2 (five times), August 8, 2011 at Cincinnati; June 21, 2011 at Cleveland; May 26, 2010 vs. Arizona; April 25, 2010 vs. Florida; September 6, 2009 vs. Arizona

**Runs Batted In:** 5, September 6, 2009 vs. Arizona

**Stolen Bases:** 1 (17 times), last: September 9, 2011 vs. Cincinnati

**Hitting Streak:** 9 (twice), last: June 4 to 12, 2011

**Hitless Streak (At Bats):** 23, July 30 to August 17, 2010

**Grand Slams:** None

**Pinch-Hit Home Runs:** 5, May 27, 2010 vs. Arizona (Dan Haren); April 16, 2010 at Atlanta (Derek Lowe); August 21, 2009 vs. San Francisco (Jeremy Affeldt); August 17, 2008 at Washington (Jesus Colome); July 18, 2008 vs. Pittsburgh (Tyler Yates)

**Inside-The-Park Home Runs:** 1, July 18, 2008 vs. Pittsburgh (Tyler Yates)

**Game Ending Home Runs:** 1, July 6, 2010 vs. St. Louis (Ryan Franklin)

**Lead Off Home Runs:** None.



**INFIELDER****Height/Weight:** 5-10 / 188**Bats/Throws:** Left / Right**Birthdate:** May 22, 1986**Opening Day Age:** 25**Birthplace/Resides:** Phoenix, Arizona / Phoenix, Arizona**Major League Service:** 96 days**Obtained:** Acquired from the San Diego Padres with Kevin Kouzmanoff for Scott Hairston and Aaron Cunningham, January 16, 2010**Contract Status:** First year of a one-year contract through 2012.**CAREER HIGHLIGHTS**

Has spent parts of each of the last two seasons with Oakland and is a .221 hitter with two home runs and four RBI in 31 games...was acquired by the A's in the Kevin Kouzmanoff trade in January, 2010 and hit .300 with Sacramento before making his Major League debut with Oakland in September... has a .295 average (600-for-2033) with 122 doubles and 340 runs scored in 520 games over five minor league seasons...also has 277 walks for a .381 on-base percentage...named to the Pacific Coast League Midseason All-Star team in 2011 and the Texas League Midseason All-Star team in 2009...was named to the California League Postseason All-Star team in 2008 after leading the league and tying for sixth in the minors with 42 doubles.

**2011 HIGHLIGHTS**

Spent the first half of the season with Triple-A Sacramento but was called up to Oakland at the All-Star Break...spent the remainder of the season with the A's, hitting .200 with two home runs and four RBI...appeared in just 27 of the A's 70 games after joining the club July 15, making 19 starts (eight at shortstop, eight at third base, three at second base)...hit .237 (14 for 59) against right-handed pitching and was 0-for-11 against left-handers...hit both of his home runs off righties on the road with the bases empty...was 2-for-14 (.143) with runners in scoring position...batted .250 at night, .147 during the day...had a .276 average in the seventh inning or later, compared to .146 over the first six innings of a game...now has a .303 (10-for-33) career average in the seventh inning or later after batting .159 (7-for-44) over the first six innings.

**OAKLAND:** Was recalled from Sacramento July 15 and made his first start the next day at shortstop in the second game of the doubleheader against Los Angeles...went 1-for-3 with a double and a run scored...it was his first career extra-base hit and run...grounded out in the third inning July 20 at Detroit to score David DeJesus for his first career RBI...hit safely in a career-high four consecutive games July 24 to Aug. 2 (4-for-10, 400)...had a pinch-hit single July 27 against Tampa Bay in his only pinch-hitting appearance of the season...was batting .278 with three walks over his first seven games through Aug. 2...then went 9-for-52 (.173) with one walk over his final 20 games...had a career-high 0-for-12 streak from Aug. 2-15...hit his first Major League home run Aug. 23 at New York, a solo shot off Colon to lead off the third inning...also went deep Sept. 11 at Texas...started eight of the A's final 14 games beginning Sept. 14 (four at shortstop, two at second base, two at third base), hitting .200 (5 for 25) over that stretch...had his first career multiple-hit game Sept. 24 at Los Angeles when he went 2-for-4.

**SACRAMENTO:** Hit .298 with five home runs and 37 RBI in 79 games with the River Cats...added 40 walks for a .381 on-base percentage...struck out just 34 times, an average of 10.76 plate appearances per strikeout...it was the fourth consecutive season he finished with more walks than strikeouts...ranked fifth in the A's farm system in batting and was seventh in on-base percentage...batted .306 (34-for-111) against left-handed pitching, compared to .294 (60-for-204) against right-handers...had a .329 average with runners in scoring position but was just 6-for-28 (.214) with RISP and two outs...hit .324 with four of his five home runs and 24 of his 37 RBI in 35 games on the road...batted .275 in 44 home games... had a .344 average with 19 of his 37 RBI in the seventh inning or later...batted .279 over the first six innings...appeared exclusively at shortstop on defense...committed seven errors in 73 games for a .976 fielding percentage...also appeared in six games at designated hitter, hitting safely in each contest (11-for-25, 440)...batted .258 in 34 games hitting leadoff and .323 in 35 games batting second...got off to a slow start, hitting .228 with a home run and three RBI over his first 13 games...then had a season-high

four hits April 20 at Reno...went 3-for-5 the next day against the Aces with a season-high three RBI...reached base safely via hit or walk in 27 consecutive games from April 30 to June 2...hit .318 (35-for-110) with a .400 on-base percentage during the streak...homered in back-to-back games May 1 at Las Vegas and May 2 against Salt Lake City...matched his season high with three RBI on the 2nd...had a season-high 13-game hitting streak from May 7-26 (17-for-57, .298)...went 6-for-8 with six runs, a double, home run and three RBI in a doubleheader at Las Vegas July 9, the final games before the All-Star Break...collected three hits and scored three runs in each game...was named to the Pacific Coast League Mid-Season All-Star Team...went 0-for-2 as a defensive replacement at shortstop in the Triple-A All-Star Game at Salt Lake City July 13...went 0-for-3 against Fresno in the first game after the break July 14 but was promoted to Oakland the next day...was leading the River Cats in runs (55), hits (94) and stolen bases (13) at the time of his promotion.

## CAREER

**2010**—Spent the entire season with Triple-A Sacramento before he was brought up to Oakland following the conclusion of the River Cats' season Sept. 14...went 3-for-7 (.429) with two walks in four games with the A's...made his Major League debut Sept. 14 at Kansas City, walking as a pinch hitter for Mark Ellis in his first plate appearance in the fourth inning of an 11-3 A's loss...remained in the game at second base and singled off Dusty Hughes in the eighth inning for his first big league hit...struck out as a pinch hitter the next day against the Royals and did not play again until Sept. 22 against Chicago when he made his first start at second base (1-for-3)...all three of his defensive appearances came at second base...spent the balance of the season at Triple-A Sacramento where he hit .300 with five home runs and 65 RBI in 137 games...added 75 walks to fuel a .391 on-base percentage...had career-highs in games, triples (6) and strikeouts (68)...ranked fourth in the Pacific Coast League in walks and was fifth in games played...led Sacramento in games, hits (154) and walks, finished second in doubles (28) and total bases (209) and tied for second in triples...ranked third in the A's farm system in hits, fourth in batting, fifth in walks and on-base percentage, tied for sixth in triples, eighth in total bases (209) and tied for ninth in runs (82)...hit .303 against right-handed pitching and .291 against left-handers...had a .326 batting average with runners in scoring position...batted .324 with 21 of his 28 doubles on the road...hit .339 during the day but belted all five of his home runs at night...batted .350 in the first inning...committed 10 errors in 95 games as a second baseman for a .979 fielding percentage...also made four errors in 25 contests at shortstop (.968) but went errorless in 14 games as a third baseman...hit in every spot in the batting order except fourth...saw his most action hitting second, where he batted .337 in 62 games...had a 12-game hitting streak from April 25 to May 8 (22-for-47, .468) but then had a season-long 0 for 19 skid...hit safely in 19 consecutive road games from May 14 to June 24 (31-for-76, .408), which was the longest road hitting streak in the PCL...went 4-for-5 May 30 at Reno, his first of two four-hit games...that was part of streak of five consecutive multiple hit games from May 27 to 31 (12-for-21, .571)...batted .343 in May, his best month in 2010...hit safely in a season-high 17 consecutive games from June 5 to 24 (25-for-66, .379)...had three straight three-hit games at Reno, July 5-7...had his lone two-steal game of the season, July 18 at Salt Lake...had a 10-game hitting streak from Aug. 2 to 11 (14-for-43, .326) and scored at least one run in each of the first nine games during that streak (12 runs total)...drove in a season-high four runs Aug. 22 at Salt Lake...his average slipped to .291 Aug. 30 but he went 12-for-26 (.462) over his final seven games to finish the year at .300...was 4-for-6 with two doubles, a home run and three RBI Sept. 3 at Colorado Springs...went 6-for-19 (.316) with seven runs, two RBI, five walks and two stolen bases in five postseason games for the River Cats.

**2009**—Made his Double-A debut at San Antonio and batted .293 with six home runs and 51 RBI in 117 games...ranked ninth in the Texas League in batting...led the Missions in runs (79) and ranked second in doubles (25) and total bases (183)...had 58 walks and 47 strikeouts and his average of 11.28 plate appearances per strikeout was fourth best in the TL...batted .325 against right-handed pitchers and .214 against left-handers...hit .299 or better in four of the first five months of the season, with the exception being a .212 mark in 14 games in May...batted .340 when leading off an inning and .320 at home...appeared exclusively at second base on defense and led Texas League second basemen in games (107), total chances (516), putouts (223) and errors (15)...had a .971 fielding percentage...hit second 77 times but also batted leadoff 18 times and third 18 times...batted .311 with one home run and six RBI over his first 21 games before he was placed on the disabled list May 2 with a strained right groin...was reinstated from the DL May 15...compiled an 11-game hitting streak from May 29 to June 10 (17 for 42, .405)...was named to the Texas League Midseason All-Star team and went 0 for 2 for the South All-Stars in the July 1 game at Frisco...matched his season high with an 11-game hitting streak from July 18 to

28 (18 for 49, .367)...had a two-homer game Aug. 20 at Springfield and belted a grand slam Aug. 24 at Arkansas...went 5 for 16 (.313) with a triple and two RBI in four postseason games for the Missions.

**2008**—Was named to the California League Postseason All-Star team after batting .308 with 10 home runs and 87 RBI in 133 games for Lake Elsinore...led the CL in doubles (42), ranked second in at bats (536), hits (165), walks (79) and strikeouts per plate appearance (10.03), third in games, runs (97) and total bases (243), fourth in RBI and on-base percentage (.394) and ninth in batting...tied for sixth in all of minor league baseball in doubles...batted .316 against left-handed pitching and .306 with nine of his 10 home runs against right-handers...hit eight of his 10 home runs on the road and nine came after the All-Star Break...led Cal League second baseman with a .973 fielding percentage, 110 games, 563 total chances, 200 putouts, 348 assists and 58 double plays...also appeared in one game at third base...saw most of his action with 96 games in the three spot in the order...got off to a fast start, batting .388 with 15 doubles, 20 RBI, 23 walks and 24 runs scored in 27 games in April...reached base safely via hit or walk in 30 consecutive games from April 6 to May 8...hit safely in a season high 16 consecutive games, Aug. 11 to 27 (29 for 70, .414)...that included a three-double game, Aug. 14 at Inland Empire...then hit .467 (14 for 30) with 10 runs, three doubles, a triple, six RBI and four walks in seven postseason games for the Storm.

**2007**—Played for three different teams in his first season and batted a combined .251 with four home runs and 33 RBI in 54 games...was assigned to Single-A Eugene of the Northwest League after signing and hit .256 with two home runs and 18 RBI in 31 games...was transferred to Triple-A Portland July 7 and went 0 for 3 in one game before returning to the Emeralds July 9...moved up to Single-A Fort Wayne of the Midwest League Aug. 11 and hit .253 with two home runs and 15 RBI in 22 games with the Wizards...appeared in 42 games at second base and four at shortstop...hit his first professional home run July 25 against Tri-City and then belted a grand slam the next day against the Dust Devils.

## PERSONAL/MISCELLANEOUS

Eric Sidney Sogard was originally signed by San Diego scout Dave Lottsfeldt...was drafted by the Padres with Houston's second round pick as compensation for the loss of free agent Woody Williams...graduated from Thunderbird (Phoenix, AZ) High School...attended Arizona State University...earned 2nd Team All-America honors in 2006 and 2007 and was a member of the Sun Devils All Decade Team (2000-09)...is married, Kaycee...father, Rudy, played baseball at DePauw University.

## LIFETIME PLAYING RECORD

Year	Club	AVG.	G	AB	R	H	2B	3B	HR	RBI	SH	SF	HP	BB	SO	SB	CS	SLG	OBP	E
2007	Eugene	.256	31	125	20	32	9	0	2	18	1	0	0	19	16	4	2	.376	.354	7
	Portland	.000	1	3	0	0	0	0	0	0	0	0	1	0	3	0	0	.000	.250	0
	Fort Wayne	.253	22	83	7	21	2	0	2	15	1	1	1	6	13	2	2	.349	.308	1
2008	Lake Elsinore	.308	133	536	97	165	42	3	10	87	0	6	1	79	62	16	7	.453	.394	15
	San Antonio	.293	117	457	79	134	25	3	6	51	6	7	2	58	47	10	6	.400	.370	15
2010	Sacramento	.300	137	514	82	154	28	6	5	65	1	3	4	75	68	14	9	.407	.391	14
	OAKLAND	.429	4	7	0	3	0	0	0	0	0	0	2	1	0	1	.429	.566	0	
2011	Sacramento	.298	79	315	55	94	16	2	5	37	4	3	4	40	34	13	3	.410	.381	7
	OAKLAND	.200	27	70	7	14	3	0	2	4	0	0	0	4	13	0	0	.329	.243	2
<b>ML Totals</b>		<b>.221</b>	<b>31</b>	<b>77</b>	<b>7</b>	<b>17</b>	<b>3</b>	<b>0</b>	<b>2</b>	<b>4</b>	<b>0</b>	<b>0</b>	<b>0</b>	<b>6</b>	<b>14</b>	<b>0</b>	<b>1</b>	<b>.338</b>	<b>.277</b>	<b>2</b>

## CAREER TRANSACTIONS

**2007** — Selected by the San Diego Padres organization in the 2nd round of the First-Year Player Draft. **2010** — Traded to the Oakland Athletics with infielder Kevin Kouzmanoff for outfielders Scott Hairston and Aaron Cunningham, January 16.

## VS. THE AMERICAN LEAGUE

2011					CAREER					
AVG.	AB	H	HR	RBI	vs. TEAM	AVG.	AB	H	HR	RBI
.250	4	1	0	0	Baltimore	.250	4	1	0	0
—	0	0	0	0	Boston	—	0	0	0	0
—	0	0	0	0	Chicago	.333	3	1	0	0
.200	5	1	0	0	Cleveland	.200	5	1	0	0
.071	14	1	0	1	Detroit	.071	14	1	0	1
—	0	0	0	0	Kansas City	.333	3	1	0	0
.333	12	4	0	0	Los Angeles	.333	12	4	0	0
—	0	0	0	0	Minnesota	—	0	0	0	0
.333	6	2	1	2	New York	.333	6	2	1	2
—	0	0	0	0	Oakland	—	0	0	0	0
.300	10	3	0	0	Seattle	.300	10	3	0	0
.167	6	1	0	0	Tampa Bay	.167	6	1	0	0
.100	10	1	1	1	Texas	.182	11	2	1	1
.000	3	0	0	0	Toronto	.000	3	0	0	0

## MONTHLY BREAKDOWN

2011					CAREER					
AVG.	AB	H	HR	RBI	by MONTH	AVG.	AB	H	HR	RBI
.250	12	3	0	2	July	.250	12	3	0	2
.160	25	4	1	1	August	.160	25	4	1	1
.212	33	7	1	1	September	.250	40	10	1	1

## BATTING BREAKDOWN

2011					CAREER					
AVG.	AB	H	HR	RBI	by CATEGORY	AVG.	AB	H	HR	RBI
.167	30	5	0	0	Home	.206	34	7	0	0
.225	40	9	2	4	Road	.233	43	10	2	4
.147	34	5	1	2	Day	.184	38	7	1	2
.250	36	9	1	2	Night	.256	39	10	1	2
—	0	0	0	0	Pre-ASG	—	0	0	0	0
.200	70	14	2	4	Post-ASG	.221	77	17	2	4
.000	11	0	0	1	vs. LHP	.154	13	2	0	1
.237	59	14	2	3	vs. RHP	.234	64	15	2	3
.143	14	2	0	2	RISP	.125	16	2	0	2
.000	1	0	0	0	Loaded	.000	1	0	0	0
1.000	1	1	0	0	Pinch Hitter	.500	2	1	0	0
—	0	0	0	0	Designated Hitter	—	0	0	0	0

## BALLPARK BREAKDOWN

	AVG.	AB	H	HR	RBI
Angel Stadium	.333	6	2	0	0
Ballpark in Arlington	.333	3	1	1	1
Comerica Park	.000	5	0	0	1
Fenway Park	—	0	0	0	0
Kauffman Stadium	.333	3	1	0	0
O.co Coliseum	.206	34	7	0	0
Progressive Field	.200	5	1	0	0
Safeco Field	.300	10	3	0	0
Tropicana Field	.000	5	0	0	0
Yankee Stadium	.333	6	2	1	2

## FIELDING STATISTICS

### Second Base

YEAR	PCT.	G	PO	A	E	TC	DP
2010	1.000	3	4	5	0	9	4
2011	.933	3	5	9	1	15	2
<b>Totals</b>	<b>.958</b>	<b>6</b>	<b>9</b>	<b>14</b>	<b>1</b>	<b>24</b>	<b>6</b>

### Third Base

YEAR	PCT.	G	PO	A	E	TC	DP
2011	1.000	10	5	13	0	18	0
<b>Totals</b>	<b>1.000</b>	<b>10</b>	<b>5</b>	<b>13</b>	<b>0</b>	<b>18</b>	<b>0</b>

### Shortstop

YEAR	PCT.	G	PO	A	E	TC	DP
2011	.974	14	15	22	1	38	2
<b>Totals</b>	<b>.974</b>	<b>14</b>	<b>15</b>	<b>22</b>	<b>1</b>	<b>38</b>	<b>2</b>

## SOGARD'S CAREER BESTS

**Hits:** 2, September 24, 2011 at Los Angeles (AL)

**Home Runs:** 1 (twice), last: September 11, 2011 at Texas

**Runs Batted In:** 1 (four times), last: September 11, 2011 at Texas

**Stolen Bases:** None

**Hitting Streak:** 4, July 24 to August 2, 2011

**Hitless Streak (At Bats):** 12, August 2 to 15, 2011


**Grand Slams:** None.

**Pinch-Hit Home Runs:** None.

**Inside-The-Park Home Runs:** None.

**Game Ending Home Runs:** None.

**Lead Off Home Runs:** None.

**MAX STASSI****61****CATCHER****Height/Weight:** 5-10 / 206**Bats/Throws:** Right / Right**Birthdate:** March 15, 1991**Opening Day Age:** 21**Birthplace/Resides:** Woodland, California / Yuba City, California**Major League Service:** None**Obtained:** Selected in the 4th round of the 2009 First-Year Player Draft**Contract Status:** First year of a one-year contract through 2012.**CAREER HIGHLIGHTS**

Was the A's fourth round pick in the 2009 draft...has a .234 (136 for 582) batting average with 15 home runs and 78 RBI in 155 games in his three seasons as a professional...named the A's sixth best prospect by *Baseball America* following the 2010 season and the fourth best following 2009...named to the Midwest League Midseason All-Star Team in 2010.

**2011 HIGHLIGHTS**

Appeared in just 31 games for Single-A Stockton, all at designated hitter, and batted .231 with two home runs and 19 RBI...added 16 walks for a .331 on-base percentage...was limited to DH duties as he rehabbed a right shoulder strain...was placed on the disabled list May 21 and later underwent season-ending surgery on the shoulder...batted .242 (22-for-91) against right-handed pitching compared to .200 against left-handers...had a .204 batting average with the bases empty but hit .254 with both of his home runs with runners on base...hit .250 with runners in scoring position but that dropped to .160 with RISP and two outs...saw most of his action batting clean-up (22 games), but also hit fifth (three times), sixth (five times) and seventh (once).

**STOCKTON:** Had a pair of three-hit games April 9 at Modesto and April 12 at Visalia, and batted .368 over his first five games...then went 2-for-30 (.067) over his next eight contests to drop his average to .148...had his third three-hit game of the season April 21 at Lancaster when he had a grand slam and season-highs in runs (3) and RBI (5)...his second and final home run came two games later, April 29 against Bakersfield...had a season-best four-game hitting streak from April 21-30 (7-for-18, .389)...had his fourth and final three-hit game May 4 at Inland Empire, boosting his average to .250...went 9-for-45 (.200) over his final 12 games to finish the year at .231.

**CAREER**

**2010**—Spent his first full professional season at Kane County, hitting .229 with 13 home runs and 51 RBI in 110 games...tied for the team lead in home runs but led the club with 141 strikeouts...batted .239 against left-handed pitching, .225 against right-handers...drove in 42 of his 51 runs against righties...hit .264 at home compared to .196 on the road...had a .273 batting average during the day, .217 at night...hit 10 of his 13 home runs with the bases empty...committed 14 errors in 95 games at catcher for a .984 fielding percentage...tossed out 42 of 125 (33.6%) attempted base stealers, which was the fourth best percentage in the Midwest League...also hit .207 in 15 games at designated hitter...hit in each of the bottom six spots in the order, seeing his most action with 33 games hitting fifth...was named the A's sixth best prospect by *Baseball America* following the season...was also named as the Best Defensive Catcher in the A's organization in the magazine's Best Tools survey for prospects...hit his first professional home run April 10 at Wisconsin to start a season-best eight-game hitting streak...was 10 for 31 (.323) with two home runs and 10 RBI during the streak to lift his batting average to .297...that would be his season high as he went 7 for 40 (.175) over his next 10 games to fall to .234...had back-to-back three-hit games May 3 at Cedar Rapids and May 4 at Burlington...hit .253 in May and then compiled his best batting average in June with a mark of .259...went 9 for 25 (.360) with five doubles and a home run during a six-game hitting streak from June 3 to 10...drove in a season-high four runs June 16 at Quad Cities...was named the Midwest League Midseason All-Star Team and had a single in two at bats for the West squad in the June 22 game...was batting .250 on July 22 but went 21 for 119 (.176) over his final

34 games to finish the year at .229...hit .169 in the month of August...went 2 for 6 (.333) with a walk in two postseason games for the Cougars.

**2009**—Was the A's fourth round pick in the 2009 draft and signed at the deadline, Aug. 17...went 0 for 1 with a walk in one game with the A's affiliate in the Arizona Rookie League on Aug. 22 before he was transferred to Single-A Vancouver the next day...hit .286 with eight RBI in 13 games with the Canadians...including .438 with runners in scoring position...appeared in eight games at catcher and tossed out 1 of 6 (16.7%) attempted base stealers...singled Aug. 24 at Salem-Keiser for his first professional hit...hit safely in each of his final eight games (10 for 32, .313)...named as the A's fourth best prospect and best defensive catcher by *Baseball America* following the season.

## PERSONAL/MISCELLANEOUS

Max Robert Stassi was originally signed by A's scout Jermaine Clark...graduated from Yuba City (CA) High School in 2009...hit .538 with 11 home runs and 38 RBI as a senior in 2009 and was named the Tri-County Conference Co-Player of the Year...finished his high school career with a .513 batting average.

## LIFETIME PLAYING RECORD

Year	Club	AVG.	G	AB	R	H	2B	3B	HR	RBI	SH	SF	HP	BB	SO	SB	CS	SLG	OBP	E
2009	AZLA's	.000	1	1	0	0	0	0	0	0	0	0	0	1	1	0	0	.000	.500	0
	Vancouver	.286	13	49	3	14	4	0	0	8	0	0	2	2	11	0	0	.367	.340	0
2010	Kane County	.229	110	411	54	94	21	1	13	51	1	3	5	45	141	3	3	.380	.310	14
2011	Stockton	.231	31	121	22	28	6	0	2	19	0	0	2	16	22	1	1	.331	.331	-
<b>Minor League Totals</b>		<b>.234</b>	<b>155</b>	<b>582</b>	<b>79</b>	<b>136</b>	<b>31</b>	<b>1</b>	<b>15</b>	<b>78</b>	<b>1</b>	<b>3</b>	<b>9</b>	<b>64</b>	<b>175</b>	<b>4</b>	<b>4</b>	<b>.368</b>	<b>.318</b>	<b>14</b>

## CAREER TRANSACTIONS

**2009** — Selected by the Oakland Athletics organization in the 4th round of the First-Year Player Draft.

## FRANCHISE MONTHLY BESTS

Wins	Losses	Highest Winning Pct.	Lowest Winning Pct.
26 July, 1931	28 July, 1916	.857 (24-4) August, 2002	.067 (2-28) July, 1916
25 July, 1928	27 September, 1940	.857 (18-3) April, 1981	.077 (1-12) April, 1951
24 August, 2002	27 September, 1915	.852 (23-4) May, 1931	.103 (3-26) August, 1943
24 July, 1929	26 August, 1960	.821 (23-5) August, 1914	.130 (3-20) July, 1938
23 August, 1971	26 August, 1945	.815 (22-5) May, 1929	.136 (3-19) June, 1916
23 May, 1931	26 August, 1943	.810 (17-4) Sept., 2001	.143 (4-24) June, 1920
23 July, 1930	25 July, 1936	.800 (20-5) May, 1910	.156 (5-27) Sept., 1915
23 August, 1914	25 August, 1938	.788 (26-7) July, 1931	.167 (4-20) August, 1915
22 five times	24 June, 1979	.778 (21-6) Sept., 1911	.167 (2-10) April, 1966
	24 June, 1920	.778 (21-6) August, 2006	.167 (2-10) April, 1935

**CATCHER****Height/Weight:** 5-11 / 196**Bats/Throws:** Right / Right**Birthdate:** October 4, 1983**Opening Day Age:** 28**Birthplace/Resides:** Wailuku, Hawaii / Torrance, California**Major League Service:** 4 years, 113 days**Obtained:** Selected in the 2nd round of the 2004 First-Year Player Draft**Contract Status:** Third year of a four-year contract through 2013 with a club option for 2014.**CAREER HIGHLIGHTS**

Completed his fifth Major League season in 2011...has started 572 of the A's 717 (79.8%) games behind the plate since Jason Kendall was traded July 16, 2007...his 516 starts over the last four seasons are the most in the majors among catchers...has 594 games caught in his career, which ranks second in Oakland history behind Terry Steinbach (1050) and sixth in Athletics history...led the A's in RBI in 2009 and 2010, becoming just the second catcher in Athletics history to lead the club in RBI...had two pinch homers in 2008 and is 7-for-15 (.467) with a double, two home runs, six RBI, three walks and a hit by pitch in his career in the pinch...named to the Texas League All-Star team in 2006 at Midland...played for United States in the All-Star Futures Game that year at Pittsburgh...was originally drafted by the A's in the second round of the 2004 draft...is the fourth Hawaiian-born player to play for the Athletics, joining Shane Komine (2006), Ron Darling (1991-95) and Lenn Sakata (1986).

**2011 HIGHLIGHTS**

Batted .237 with 14 home runs and 44 RBI in 134 games...the batting average was a career low, as was his .301 on-base percentage...had the sixth-lowest batting average in the American League and the 10th lowest on-base percentage...however, his 14 home runs were the second-best total of his career and second most on the A's...has now reached double figures in home runs in each of his last three seasons...has 42 home runs and 191 RBI as a catcher over the last three years...the RBI are the most in the AL among catchers over that span and the home runs are second most (Mike Napoli, 48)...grounded into 14 double plays, which tied for the team lead...batted .260 over his first 37 games through May 17, .168 over his next 36 contests from May 18 to July 3 and .265 from July 4 through the end of the season...hit 12 of his 14 home runs off right-handed pitching...had a .416 slugging percentage against righties compared to .308 against lefties...13 of his 14 home runs were solo shots...seven came with two strikes...batted .204 with runners in scoring position, which was seventh lowest in the AL...had a .284 career average with RISP entering the season...was just 1-for-10 (.100) with the bases loaded and is 13-for-60 (.217) with the bases full in his career...made 127 starts at catcher, which ranked third in the AL...tossed out 23-of-121 (19.0%) attempted base stealers, which was the fourth-lowest percentage in the league...his 98 stolen bases allowed led the AL and ranked second in the majors (Brian McCann, ATL 104)...they tied for second most in Oakland history...has thrown out 73-of-402 (18.2%) in his career...went 5-for-51 (.091) in interleague play...entered the season with a .315 career average against the National League...had just five multiple RBI games, all two RBI games...has not driven in more than two runs in a game since July 25, 2010 when he had three against Chicago (AL)...has a streak of 190 consecutive games with two RBI or less...led the A's with 40 starts batting seventh and 37 hitting eighth...hit .283 with seven home runs and 19 RBI when batting eighth.

**OAKLAND:** Made his fourth straight Opening Day start at catcher April 1 against Seattle...the four starts are tied for second most by a catcher in Oakland history...Terry Steinbach holds the record with nine...played in the 500th game of his career April 7 at Toronto...was on the paternity list from April 27-28 for the birth of his first child, Malia...drove in a run in each of his first five games following his return, matching the longest such streak of his career...homered on an 0-2 pitch May 2 against Texas...it was his seventh career home run on an 0-2 count...since pitch counts were tracked beginning in 1988, that is tied for the most by an Oakland Athletic (McGwire and Tejada)...singled in the eighth inning later that day against the Rangers for the 500th hit of his career...opponents were successful in 15 consecutive stolen base attempts from May 6-30 and he tossed out just 6-of-62 (9.7%) attempted base stealers from May 6 to July 26...struck out twice May 13 against Chicago to snap a career-best streak



of 17 games and 73 plate appearances without a strikeout...batted .188 with one RBI over a 24-game stretch from May 18 to June 14...committed his first error of the season May 20, snapping a 78-game errorless streak as a catcher dating back to his last miscue on Aug. 8, 2010...the streak was six short of his career high of 84...doubled in the fourth inning May 22 against San Francisco for the 100th double of his career...hit a two-run home run against Florida June 30, his only home run with a runner on base all year...finished June with a .157 batting average, which was the lowest mark in the AL and second lowest in the majors (Werth, WAS .154)...it was the third-lowest June batting average in Oakland history, based on a minimum of 75 plate appearances (Billy Williams, .145 in 1976; Jason Giambi, .152 in 2009)...it was just the second time in his career he hit under .200 in a month (.185 in August, 2010)...enjoyed his best month of the season in August when he batted .282 with five home runs and 10 RBI...all three figures were his best single-month totals in 2011...had his second career two-homer game Aug. 17 against Baltimore (also June 3, 2010 at Boston)...that capped a 24-game streak from July 15-Aug. 17 where 14 of his 21 hits were for extra bases (nine doubles, five home runs)...matched his season high with three hits Sept. 12 against Los Angeles, but went 5-for-37 (.135) over his final 13 games...appeared in his 592nd game as a catcher Sept. 25 at Los Angeles, which moved him past Ramon Hernandez for second most in Oakland history.

## CAREER

**2010**—Continued to be one of the most durable catchers in the American League, tying for second among AL backstops with 121 starts, despite missing 19 games while on the disabled list and three on the bereavement list...tied with Kevin Kouzmanoff for the team lead in RBI (71) and tied for second in home runs (13)...it marked the second consecutive season he led the club in RBI, as he became the first catcher in Athletics history to lead the team in RBI more than once...the only other time an A's catcher led the team in RBI was in 1944 (Frankie Hayes)...however, the RBI were second fewest by a team leader in Oakland history (Mitchell Page, 70 in 1978)...had career-highs in triples (2) and hit by pitches (12)...had the ninth lowest batting average in the AL (.243) and the 10th lowest on-base percentage (.303)...ranked fourth in the AL in plate appearances per strikeout (11.10) and tied for fifth in hit by pitches and grounded into double plays (22)...in addition to RBI, he also led the team in hit by pitches, grounded into double plays and go-ahead RBI (21)...A's pitchers had a 3.27 ERA with him behind the plate, which was the lowest mark in the AL and third lowest in the majors...they had a 4.46 ERA with the other three catchers...ranked second among AL catchers in total chances (868) and putouts (825) and was third in games (123)...committed a career-high eight errors for a .991 fielding percentage, which ranked fourth lowest among the 14 AL qualifiers behind the plate...tossed out 10-of-76 (13.2%) attempted base stealers, which was the lowest percentage in Oakland history...the previous low was 15.1% by Jason Kendall in 2005...his caught stealing percentage was third lowest in the AL...ranked second among AL catchers in RBI (66) and tied for third in home runs (13)...the RBI were fourth best by a catcher in Oakland history...was batting .266 with 12 home runs and 46 RBI in 76 games over the first four months of the season...then hit .207 with one home run and 25 RBI over his final 55 games since Aug. 1...hit .213 against left-handed pitching and .253 with 11 of his 13 home runs against right-handers...was just 1-for-10 (.100) with the bases loaded...hit three home runs with an 0-2 count, which tied for the most in the majors...in addition to his 121 starts at catcher, he also hit .259 in seven starts at designated hitter and was 0-for-1 as a pinch hitter...hit .222 in 59 starts batting third and .272 with nine of his 13 home runs in 48 starts hitting clean-up...also batted fifth 21 times...had a .338 average with one out and .198 with zero or two outs...made his third straight Opening Day start at catcher, April 5 against Seattle...committed two errors, the first two-error game of his career...had his seventh career walk-off hit April 7 against Seattle, a double...it was his third walk-off double, which ties Terrence Long for the most in Oakland history...hit a three-run home run in the first inning April 22 against New York, then grounded into a triple play in the sixth inning...it was the seventh triple play turned against the A's in Oakland history, the first since Geronimo Berroa hit into one May 14, 1994 at Kansas City...was batting .254 with four home runs and 11 RBI in 17 games when was placed on the 15-day disabled list April 30, retroactive to April 24, with an intercostal strain...it was his first career stint on the DL and it marked the first time over the last three years he has gone more than two consecutive games without starting at catcher...went 3-for-8 (.375) in three starts at catcher on a rehab assignment with Triple-A Sacramento from May 11 to 15...was reinstated from the DL May 16 and started each of the A's first 11 games at catcher following his return, matching the longest consecutive games started streak at catcher of his career (June 6-18, 2008 and July 21-Aug. 2, 2008)...started 11 straight behind the plate again from June 21 to July 3...drove in the winning run May 18 against Seattle with a RBI single in the bottom of the 10th inning...it was his second walk-off hit of the season and eighth of his career (three singles,

three doubles, two home runs)...the eight walk-off hits are tied for third most in Oakland history...had a career best streak of four consecutive multiple hit games from June 1-4 (8-for-19, 421), including June 3 at Boston when he had his first career two-homer game...matched his career-high with four hits June 8 against Los Angeles and Aug. 28 at Texas...was placed on the bereavement list June 11, missing the three-game series at San Francisco before returning to action June 15...started 83 of the A's final 97 games at catcher but hit just .228 following his return...batted .292 with six home runs in June...the home runs tied for seventh in the AL and were his most ever in a month...agreed to terms on a four-year contract through the 2013 season with a club option for 2014, July 23...hit .128 over a 22-game stretch from July 31 to Aug. 26, including a 0-for-22 streak from Aug. 19 to 26...batted .185 in August, which tied for third lowest in the AL...homed in the final game of the season, Oct. 3 at Seattle, to snap a career long 56-game homerless streak...it was his first home run since July 28 at Texas.

**2009**—Led American League catchers in games started for the second consecutive season (132)...had career-highs in runs (74), hits (156), doubles (37), home runs (15), RBI (88), stolen bases (8) and slugging percentage (.421)...led the A's in hits, doubles, RBI, slugging, hit by pitches (8), sacrifice flies (7), multiple RBI games (20) and go-ahead RBI (18)...became just the second catcher in Athletics history to lead the club in RBI...the other was Frankie Hayes, who had 78 RBI for Philadelphia in 1944...the last A's catcher to lead the team in doubles was Hal Smith of the 1957 Kansas City A's (26)...led the A's in hits for the second consecutive season...struck out 59 times for an average of 10.41 plate appearances per strikeout...that was the sixth best ratio in the American League...however, walked just 28 times for an average of 21.93 plate appearances per walk, which was fifth highest in the AL...also tied for ninth in the AL in sacrifice flies and reaching base on an error (8)...in addition to games started, he also led AL catchers in innings (1173.1), putouts (923) and total chances (996) and tied for the lead in games (135)...the total chances were second most in Oakland history to Jason Kendall's record of 1044 in 2005 and his 68 assists and .995 fielding percentage were fourth best...however, tossed out just 17 of 98 (17.3%) attempted base stealers...was named as the third best defensive catcher in the AL in *Baseball America's* best tools survey...led AL catchers in doubles (34), RBI (83) and stolen bases (8), ranked second in runs (71) and third in hits (144)...the doubles were an Oakland record for a catcher...they were the most by an Athletics catcher since Mickey Cochrane had 35 in 1932...the RBI were second best by a catcher in Oakland history and the steals tied for third best...batted .311 on the road compared to .234 in Oakland...ranked eighth in the AL in RBI after the All-Star Break (51)...combined for a .333 batting average in the eighth and ninth innings...batted .230 with six of his 15 home runs with two strikes...started games at every spot in the order except ninth and saw his most action with 33 games in the five spot, where he hit .299...matched his career-high with four hits April 21 at New York...drove in a run in each of his first seven games against the Yankees, matching the Oakland record for consecutive games with a RBI against New York (Jose Canseco, Aug. 24, 1988-Aug. 30, 1989)...finished April with a .343 batting average, his best single month mark in 2009...stole a career-high two bases June 10 against Minnesota to become the fourth catcher in Oakland history to steal two bases in a game, joining Jason Kendall (three times), Mike Heath (twice) and Mickey Tettleton (once)...went back-to-back games without starting for the only time June 11 and 12...had three assists in the fifth inning June 18 at Los Angeles (NL) and all were putouts to different players (first base, second base and shortstop)...not since 1976 had a catcher recorded three assists in an inning, with the putouts going to three different positions (Vic Correll, ATL Sept. 17, 1976)...had a career-high 10-game hitting streak from July 1 to 12 (16 for 42, .381)...went a career-high 26 consecutive games without a walk from July 6 to Aug. 5...lined out as a pinch hitter July 30 against Boston, snapping a career-opening 21-game hitting streak against the Red Sox (29 for 83, .349)...it was the longest hitting streak in Oakland history against Boston...committed an error Aug. 2 against Toronto, snapping a career best 84-game errorless streak dating back to April 10...it was the sixth longest errorless streak by a catcher in Oakland history...made his first career start batting cleanup Aug. 19 against New York and was 1 for 4...had the game-ending RBI single in the bottom of the ninth inning Aug. 22 against Detroit...hit .264 in September, but had 24 RBI, which tied for third in the AL.

**2008**—In his first full season in the majors, he led American League catchers in games (141) and games started (136) while hitting a team leading .279...also led the A's in hits (148), hit by pitches (11) and multiple hit games (36) while tying Jack Cust for the team lead in games played (148)...became the first catcher to top the club in games since Jeff Newman in 1979 (143)...tied for seventh in the AL in hit by pitches and tied for 10<sup>th</sup> in grounded into double plays (20)...batted .241 over his first 45 games through May 24, hit .358 over a 51-game stretch from May 25 to July 28 and finished the year by compiling a

## OAKLAND A'S MOST CAREER WALK-OFF HITS

14	Rickey Henderson
9	Carney Lansford
8	Kurt Suzuki
8	Marco Scutaro
7	Sal Bando
7	Mark Ellis
7	Miguel Tejada

.237 average over his final 52 games...hit .291 with six of his seven home runs and 37 of his 42 RBI against right-handed pitching...batted .318 at home, which was the ninth best home batting average in Oakland history...was 5 for 8 (.625) with a double, two home runs and four RBI as a pinch hitter...tied for the AL lead in pinch home runs and tied for fifth in pinch hits...his batting average was the best among AL pinch hitters with five or more plate appearances...hit .389 with two home runs and 10 RBI in 15 interleague games...in addition to leading AL catchers in games and games started, he also ranked first in innings caught (1215.0), total chances (986) and putouts (927)...his putout total was second best in Athletics history by a catcher to the record of 986 set by Jason Kendall in 2005...his innings were third best in Oakland history...tossed out 16 of 71 (22.5%) attempted base stealers...started games at every spot in the batting order except clean-up...had his first career four-hit game April 14 at Chicago...was batting .327 over his first 16 games before being inserted into the leadoff spot April 18...batted leadoff in each of his next 20 starts through May 13 and hit .200 over that span...had a career long 0 for 23 streak from May 7 to 14...was 4 for 5 with five RBI June 20 against Florida...the RBI were a career high...became the second catcher in Oakland history with four hits and five RBI in one game (Gene Tenace, Sept. 14, 1973 vs. Texas)...three of the five RBI gave the A's the lead, including his third career walk-off RBI, a double in the 11<sup>th</sup> inning...is the first Oakland Athletic to have three go-ahead RBI in one game since the stat was tracked beginning in 1974...finished June with a .370 batting average, which ranked third in the American League...connected for his first career pinch hit home run July 10 against Seattle...had the game-ending pinch hit home run Aug. 15 against Chicago...it was his second career walk-off home run...had the game-ending pinch hit double Aug. 28 against Minnesota, his second game-ending pinch hit of the season...is just the second player in Oakland history with two game-ending pinch hits in the same season (Frank Fernandez, 1970)...it was the second game-ending pinch hit double in Oakland history (Tommy Davis, April 10, 1971 vs. Kansas City)...missed consecutive games Sept. 23 and 24 at Texas following a collision at home plate Sept. 22...it marked the first time he went back-to-back games without a start since Jason Kendall was traded July 16, 2007.

**2007**—Made his Major League debut with Oakland in June and spent five weeks as the back-up to Jason Kendall before starting 56 of the A's final 70 games at catcher following the trade of Kendall July 16...made 61 starts total behind the plate...since 1988, the only Oakland rookie to start more games at catcher is A.J. Hinch, who started 109 games in 1998...batted .249 with seven home runs and 39 RBI in 68 games with the A's...hit .281 against right-handed pitching and .290 with runners in scoring position...batted .288 with five of his seven home runs in the seventh inning or later...hit .333 during the day...had six home runs from the nine spot in the order, which was third most in the American League...tossed out 7 of 36 (19.4%) attempted base stealers...hit .185 over his first 21 games through July 28, .312 over his next 28 games through Sept. 2 and .212 over his final 19 games...was selected from Triple-A Sacramento June 10 and made his Major League debut June 12 at Houston...grounded out as a pinch hitter in his first at bat in the 10<sup>th</sup> inning...collected his first ML hit June 14 at Houston, a pinch hit single off Brian Moehler in the 11<sup>th</sup> inning of the A's 6-5 win...hit his first home run June 19 against Cincinnati, a solo shot off Todd Coffey in the eighth inning...had a 0 for 21 streak from July 2 to 20...caught Shane Komine July 17 against Texas to become the first Hawaiian born battery in Major League history...hit his first career walk-off home run Aug. 16 against Chicago, a three-run shot off Matt Thornton with two outs in the bottom of the 10<sup>th</sup> in an 8-5 win...hit his first career grand slam in the second inning Sept. 10 at Seattle...closed out the A's season with a walk-off single in the bottom of the ninth in the A's 3-2 win over Los Angeles Sept. 30...began the year at Sacramento where he batted .280 with three home runs and 27 RBI in 55 games...hit .344 against left-handed pitching and .327 on the road...tossed out 16 of 42 (38.1%) attempted base stealers...batted .306 over his first 32 games through May 11, went 5 for 39 (.128) over his next 10 games through May 23 and then hit .333 over his final 13 games.

**2006**—Spent the entire season at Double-A Midland where he batted .285 with seven home runs and 55 RBI in 99 games...named to the Texas League All-Star team...hit .382 against left-handers, .330 with runners in scoring position and .356 with RISP and two outs...tossed out 33 of 70 attempted base stealers (47.1%), which was the second best mark in the Texas League...led all Texas League catchers in fielding percentage (.997) and games (91)...played for the United States in the All-Star Futures game July 9 at Pittsburgh and was 0 for 1...hit .341 with two home runs and 17 RBI in 24 games in June to

boost his average to .306...then batted .234 with one home run and 13 RBI over his last 30 games...went 3 for 5 with a home run and eight RBI June 22 at Tulsa...was named to the U.S. Olympic Qualifying team...suffered a bruised left wrist while playing for the U.S. team in Cuba and did not return to action with the RockHounds.

**2005**—Spent his first full professional season with Single-A Stockton and batted .277 with 12 home runs and 65 RBI in 114 games...added 63 walks for a .378 on-base percentage...made 104 appearances at catcher which led the California League...also topped CL catchers in total chances (947), putouts (882), errors (15) and passed balls (19)...tossed out 32 of 86 (37.2%) attempted base stealers...had two home runs and five RBI May 20 against Bakersfield...reached base safely in 27 consecutive games from June 1 to July 5...hit .286 over that span with a .409 on-base percentage...had a grand slam June 17 against Rancho Cucamonga...hit .222 with a home run and two RBI in two postseason games...then played for the Arizona Fall League Champion Phoenix Desert Dogs and batted .342 with seven RBI in 13 games...added eight walks for a .447 on-base percentage.

**2004**—Batted .297 with three home runs and 31 RBI in 46 games in his professional debut at Single-A Vancouver of the Northwest League...added 18 walks and was hit by a pitch a team leading 12 times for a .394 on-base percentage...appeared in 27 games at catcher where he committed just one error for a .995 fielding percentage...tossed out 4 of 24 (16.7%) attempted base stealers...began his professional career by hitting safely in each of his first 12 games from July 17 to 29...batted .362 during the streak with two home runs and eight RBI...went 0 for 13 with a walk in three postseason games for Vancouver.

## PERSONAL/MISCELLANEOUS

Kurt Kiyoshi Suzuki was signed by Randy Johnson...he and his wife, Renee, have a daughter, Malia (4/28/11)...graduated from H.P. Baldwin HS (Wailuku, Maui, Hawaii) in 2001...majored in Kinesiology at Cal State Fullerton...won the Johnny Bench Award following the 2004 season, given annually to the nation's top collegiate catcher...was also an All-America selection by *Baseball America* and *Collegiate Baseball* and was named Big West Player of the Year after batting .413 with 16 HR and 87 RBI...led Fullerton to the College World Series championship as his two-out RBI single in the bottom of the seventh inning broke a 2-2 tie to lead the Titans to a 3-2 win over Texas in the championship game...hosted the Inaugural Kurt Suzuki Baseball Clinic in Maui this January to raise awareness for the All PONO Sports Organization, promote healthy lifestyles and exercise for children in Hawaii, as well as teach baseball fundamentals...started the Kurt Suzuki Family Foundation this year to support the scientific research of chronic illnesses—specifically kidney disease research—and encourage and promote healthy lifestyle choices...is an ambassador for the NephCure Foundation...along with his wife, raised over \$61,000 for the Jon Wilhite Recovery Fund, to help alleviate medical costs accrued by his friend and former Cal State Fullerton teammate who was injured in the tragic car accident that took the lives of Angels' pitcher Nick Adenhardt and three others in 2009...was named the co-recipient of the 2009 Dave Stewart Community Service Award which is given annually to an A's player for outstanding work in the community...also voted the 2009 Catfish Hunter Award winner by his teammates, an honor for the A's player's performance on the field and conduct in the clubhouse.

## LIFETIME PLAYING RECORD

Year	Club	AVG.	G	AB	R	H	2B	3B	HR	RBI	SH	SF	HP	BB	SO	SB	CS	SLG	OBP	E
2004	Vancouver	.297	46	175	27	52	10	3	3	31	3	3	12	18	26	0	1	.440	.394	1
2005	Stockton	.277	114	441	85	122	26	5	12	65	2	5	12	63	61	5	3	.440	.378	15
2006	Midland	.285	99	376	64	107	26	1	7	55	0	1	9	58	50	5	3	.415	.392	2
2007	Sacramento	.280	55	211	32	59	9	0	3	27	1	3	4	21	41	0	0	.365	.351	3
	OAKLAND	.249	68	213	27	53	13	0	7	39	3	5	3	24	39	0	0	.408	.327	2
2008	OAKLAND	.279	148	530	54	148	25	1	7	42	2	1	11	44	69	2	3	.370	.346	6
2009	OAKLAND	.274	147	570	74	156	37	1	15	88	1	7	8	28	59	8	2	.421	.313	5
2010	OAKLAND	.242	131	495	55	120	18	2	13	71	0	4	12	33	49	3	2	.366	.303	8
	Sacramento	.375	3	8	4	3	2	0	1	5	0	0	0	2	1	0	0	1.000	.500	0
2011	OAKLAND	.237	134	460	54	109	26	0	14	44	3	7	7	38	64	2	2	.385	.301	7
<b>ML Totals</b>		<b>.258</b>	<b>628</b>	<b>2268</b>	<b>264</b>	<b>586</b>	<b>119</b>	<b>4</b>	<b>56</b>	<b>284</b>	<b>9</b>	<b>24</b>	<b>41</b>	<b>167</b>	<b>280</b>	<b>15</b>	<b>9</b>	<b>.388</b>	<b>.318</b>	<b>28</b>

## CAREER TRANSACTIONS

**2004** — Selected by the Oakland Athletics organization in the 2nd round of the First-Year Player Draft. **2010** — On disabled list, April 24 to May 15; included rehabilitation assignment to Sacramento, May 11 to 15.

## VS. THE AMERICAN LEAGUE

2011					CAREER					
AVG.	AB	H	HR	RBI	vs. TEAM	AVG.	AB	H	HR	RBI
.226	31	7	2	4	Baltimore	.223	112	25	3	14
.278	18	5	0	2	Boston	.324	136	44	4	15
.235	34	8	1	2	Chicago	.284	134	38	5	24
.143	21	3	1	3	Cleveland	.224	107	24	5	14
.292	24	7	1	2	Detroit	.287	122	35	2	16
.333	24	8	1	3	Kansas City	.256	117	30	2	10
.315	54	17	0	3	Los Angeles	.236	292	69	3	28
.136	22	3	0	0	Minnesota	.238	126	30	2	20
.240	25	6	0	1	New York	.328	116	38	4	18
—	0	0	0	0	Oakland	—	0	0	0	0
.275	51	14	2	7	Seattle	.240	283	68	7	36
.211	19	4	1	3	Tampa Bay	.271	107	29	2	16
.241	54	13	2	8	Texas	.261	257	67	6	38
.281	32	9	1	1	Toronto	.213	127	27	1	6

## VS. THE NATIONAL LEAGUE

2011					CAREER					
AVG.	AB	H	HR	RBI	vs. TEAM	AVG.	AB	H	HR	RBI
.000	8	0	0	0	Arizona	.240	25	6	1	2
—	0	0	0	0	Atlanta	.125	8	1	0	0
—	0	0	0	0	Chicago	.167	12	2	0	0
—	0	0	0	0	Cincinnati	.200	15	3	1	1
—	0	0	0	0	Colorado	.385	13	5	1	3
.222	9	2	1	3	Florida	.381	21	8	2	11
—	0	0	0	0	Houston	.500	2	1	0	0
—	0	0	0	0	Los Angeles	.308	13	4	0	1
—	0	0	0	0	Milwaukee	—	0	0	0	0
.111	9	1	1	2	New York	.111	9	1	1	2
.125	8	1	0	0	Philadelphia	.200	15	3	0	0
—	0	0	0	0	Pittsburgh	.231	13	3	2	2
—	0	0	0	0	St. Louis	.455	11	5	0	1
—	0	0	0	0	San Diego	.400	10	4	0	2
.059	17	1	0	0	San Francisco	.246	65	16	2	4
—	0	0	0	0	Washington	—	0	0	0	0

## MONTHLY BREAKDOWN

2011					CAREER					
AVG.	AB	H	HR	RBI	by MONTH	AVG.	AB	H	HR	RBI
—	0	0	0	0	March	.375	8	3	0	0
.244	78	19	2	5	April	.280	293	82	7	32
.250	100	25	2	9	May	.235	353	83	4	30
.157	70	11	2	6	June	.280	353	99	15	53
.236	72	17	2	7	July	.275	400	110	7	46
.282	78	22	5	10	August	.241	439	106	15	54
.242	62	15	1	7	September	.242	397	96	7	67
—	0	0	0	0	October	.280	25	7	1	2

## BATTING BREAKDOWN

2011					CAREER					
AVG.	AB	H	HR	RBI	by CATEGORY	AVG.	AB	H	HR	RBI
.235	234	55	8	29	Home	.260	1134	295	33	164
.239	226	54	6	15	Road	.257	1134	291	23	120
.262	145	38	7	22	Day	.265	618	164	22	94
.225	315	71	7	22	Night	.256	1650	422	34	190
.225	275	62	7	22	Pre-ASG	.265	1168	310	28	127
.254	185	47	7	22	Post-ASG	.251	1100	276	28	157
.233	133	31	2	6	vs. LHP	.229	607	139	14	69
.239	327	78	12	38	vs. RHP	.269	1661	447	42	215
.204	103	21	0	28	RISP	.270	599	162	14	225
.100	10	1	0	4	Loaded	.217	60	13	1	45
—	0	0	0	0	Pinch Hitter	.467	15	7	2	6
.273	11	3	0	2	Designated Hitter	.286	84	24	0	11

## BALLPARK BREAKDOWN

	AVG.	AB	H	HR	RBI
Angel Stadium	.252	139	35	1	13
AT&T Park	.240	25	6	1	1
Ballpark in Arlington	.252	119	30	1	15
Busch Stadium	.429	7	3	0	1
Camden Yards	.220	50	11	0	6
Chase Field	.500	8	4	1	2
Citi Field	.111	9	1	1	2
Citizens Bank Park	.125	8	1	0	0
Comerica Park	.246	57	14	0	2
Dodger Stadium	.308	13	4	0	1
Fenway Park	.333	75	25	4	12
Kauffman Stadium	.275	51	14	2	3
Metrodome	.214	28	6	2	7
Minute Maid Park	.500	2	1	0	0
O.co Coliseum	.259	1126	292	33	164
Old Yankee Stadium	.429	14	6	0	1
PETCO Park	.400	10	4	0	2
Progressive Field	.174	69	12	2	6
Rogers Centre	.229	70	16	1	3
Safeco Field	.227	154	35	4	18
Target Field	.192	26	5	0	2
Tokyo Dome	.375	8	3	0	0
Tropicana Field	.293	58	17	1	8
Turner Field	.125	8	1	0	0
U.S. Cellular Field	.247	73	18	1	6
Wrigley Field	.167	12	2	0	0
Yankee Stadium	.408	49	20	1	9

## FIELDING STATISTICS

### Catcher

YEAR	PCT.	G	PO	A	E	TC	DP	PB
2007	.996	66	431	32	2	465	0	7
2008	.994	141	927	53	6	986	4	5
2009	.995	135	923	68	5	996	7	3
2010	.991	123	825	35	8	868	5	7
2011	.993	129	914	55	7	976	7	5
<b>Totals</b>	<b>.993</b>	<b>594</b>	<b>4020</b>	<b>243</b>	<b>28</b>	<b>4291</b>	<b>23</b>	<b>27</b>

## SUZUKI'S CAREER BESTS

**Hits:** 4 (five times), last: August 28, 2010 at Texas  
**Home Runs:** 2 (twice), August 17, 2011 vs. Baltimore; June 3, 2010 at Boston  
**Runs Batted In:** 5, June 20, 2008 vs. Florida  
**Stolen Bases:** 2, June 10, 2009 vs. Minnesota  
**Hitting Streak:** 10, July 1 to 12, 2009  
**Hitless Streak (At Bats):** 23, May 7 to 14, 2008  
**Grand Slams:** 1, September 10, 2007 at Seattle (Ramirez).  
**Pinch-Hit Home Runs:** 2, August 15, 2008 vs. Chicago-AL (Carrasco), July 10, 2008 vs. Seattle (Morrow).  
**Inside-The-Park Home Runs:** None.  
**Game Ending Home Runs:** 2, August 15, 2008 vs. Chicago-AL (Carrasco), August 16, 2007 vs. Chicago-AL (Thornton).  
**Lead Off Home Runs:** None.

**OUTFIELDER****Height/Weight:** 6-5 / 256**Bats/Throws:** Right / Right**Birthdate:** December 19, 1985**Opening Day Age:** 26**Birthplace/Resides:** Cheverly, Maryland / Apopka, Florida**Major League Service:** 27 days**Obtained:** Acquired from the Toronto Blue Jays for Brett Wallace, December 16, 2009**Contract Status:** First year of a one-year contract through 2012.**CAREER HIGHLIGHTS**

Made his Major League debut with Oakland in 2011...went 6-for-30 (.200) with a home run and RBI in 11 games...was acquired Dec. 16, 2009 from Toronto after the Blue Jays acquired him in a three-team trade that sent Roy Halladay to Philadelphia and the Phillies Cliff Lee to Seattle...has a .296 (581-for-1966) batting average, 123 doubles, 15 triples, 67 home runs and 347 RBI in 534 games over five seasons in the minors...also has 74 stolen bases...was rated as the A's ninth-best prospect by *Baseball America* following the 2011 season...was ranked 29th on *Baseball America's* Top 100 Prospects List prior to the start of the 2010 season...was named Eastern League Rookie of the Year in 2009...led the Phillies farm system in batting in 2008 (.346) and 2009 (.320)...had a pair of five-hit games in 2009, including Aug. 12 when he hit for the cycle.

**2011 HIGHLIGHTS**

Spent nearly the entire regular season with Triple-A Sacramento before he was promoted to Oakland when rosters expanded in September...made his Major League debut with the A's and went 6 for 30 (.200) with a home run and RBI in 11 games...went 4-for-19 (.211) with his lone home run against left-handed pitching...was 2-for-11 (.182) against right-handers...batted .130 with the bases empty...429 with runners on...went 2-for-3 (.667) with runners in scoring position...was 1-for-20 (.050) with two strikes...started seven games in right field and two in left field...also went 0-for-1 as a pinch hitter...was recalled from Sacramento Sept. 2 and made his ML debut with a start in right field that night against Seattle...went 0-for-3 with a walk...singled off Blake Wood in the bottom of the ninth inning Sept. 6 against Kansas City for his first big league hit...hit his first ML home run Sept. 20 against Texas, a solo shot off Derek Holland in the fifth inning...it was also his first RBI...hit .263 (5-for-19) with four walks over his first seven games...then went 1-for-11 over his final four contests...was rated as the A's ninth-best prospect by *Baseball America* following the season..

**SACRAMENTO:** Batted .272 with 16 home runs and 64 RBI in 93 games with the River Cats...walked 46 times for a .360 on-base percentage...also stole 14 bases...tied for seventh in the A's farm system in home runs and ranked ninth in slugging (.456)...batted .289 (73-for-253) against right-handed pitching, compared to .229 (22-for-96) against left-handers...hit .206 at home, compared to .328 with 12 of his 16 home runs and 42 of his 64 RBI on the road...had a .561 slugging percentage on the road...batted .237 with the bases empty, 306 with runners on...hit .319 with runners in scoring position...hit 15 of his 16 home runs at night...appeared in 51 games in left field and 40 in right field...had seven assists but also committed five errors...also went 5-for-16 (.313) in five games at designated hitter...hit in every spot in the order except leadoff...saw his most action batting fifth (23 games) and seventh (21)...began the season on the disabled list with a sprained left wrist...was reinstated May 13 and hit .377 (20 for 53) over his first 12 games...committed three of his five errors in his first seven games of the season...did not hit his first home run until his 12th game, May 26 against New Orleans, when he drove in four runs and matched his season high with three hits...went 7-for-41 (.170) over his next 11 games from May 27 to June 12...had his first two-homer game of the season June 13 at Salt Lake...a three-hit game June 15 at Salt Lake lifted his average to .302 but that was his last day over .300...went 18-for-85 (.212) over his next 23 games from June 17 to July 15 to drop his average 40 points to .262...hit seven of his 16 home runs in 21 games in June...then had 22 RBI in 27 games in July, hitting .289 in the month and adding 19 walks for a .411 on-base percentage...went 3-for-3 with a season-high five RBI July 25 against Reno...homered that day and went deep the following day at Tacoma, the only time he homered in back-to-back games...had a season-best nine-game hitting streak from Aug. 2-10 (13-for-31, .419) to improve his



average to .297...then had a 0-for-25 streak through Aug. 19...had his second two-homer game of the season Aug. 27 at Fresno...homered in his final game Sept. 1 against Las Vegas before being promoted to Oakland the next day.

## CAREER

**2010**—Batted .272 with six home runs and 78 RBI in 127 games for Triple-A Sacramento in his first season in the Athletics organization...had career highs in runs (79), triples (6), walks (51) and strikeouts (92)...however, his batting average and home runs were the lowest of his five full seasons as were his .392 slugging percentage and .348 on-base percentage...ranked sixth in the A's farm system in RBI, tied for sixth in triples and was eighth in stolen bases (16)...grounded into 22 double plays, which led the Pacific Coast League...finished second on the River Cats in RBI and stolen bases and tied for second in triples...batted .275 against right-handed pitching and .261 against left-handers...compiled a .231 batting average with the bases empty and .310 with runners on, including .340 with runners in scoring position...was 5 for 10 (.500) with 14 RBI with the bases loaded...hit .223 with two home runs and 32 RBI over the first five innings of a game, .329 with four home runs and 46 RBI in the sixth inning or later...appeared in 95 games in right field, 20 in center field and 12 in left field...had 12 assists in 120 games overall in the outfield, but also made nine errors for a .961 fielding percentage...tied for the lead among PCL outfielders in double plays (5) and ranked third in assists...hit in every spot in the order except first and second and saw his most action with 36 games batting eighth and 32 hitting fifth...was 0 for 3 as a pinch hitter...stole a season-high three bases, April 18 against Reno...collected two triples, April 27 at Las Vegas...was batting .232 when he was placed on the disabled list May 14 with a strained left calf...was reinstated May 29 and batted .286 with four home runs and 56 RBI over his final 94 games...had his first of three four-hit games, June 25 at Las Vegas...also had four hits July 15 at Salt Lake and Sept. 4 at Colorado Springs...had a season-best 17-game hitting streak from July 3 to 22...hit .373 with 17 runs scored and 19 RBI during the streak...drove in a season high five runs, July 19 at Colorado Springs...finished July with a .324 batting average, two home runs, 24 RBI, 19 runs and 15 walks, all his best single-month figures in 2010...then hit .238 with no home runs and 10 RBI in 30 games in August...scored a run in 10 consecutive games from Aug. 26 to Sept. 4 (14 runs total)...went 3 for 19 (.158) with a double, home run and three RBI in five postseason games...ranked 29th on *Baseball America's* Top 100 Prospects List prior to the start of the season...was tabbed as the A's #10 prospect by the same magazine following the season...hit .278 with eight doubles, two home runs and 15 RBI in 30 games for Phoenix in the Arizona Fall League...led the AFL in games and hit by pitches (4).

**2009**—Spent most of the season at Double-A Reading where he was named Eastern League Rookie of the Year after batting .333 with 15 home runs and 65 RBI in 86 games...was promoted to Triple-A Lehigh Valley July 16 and hit .282 with five home runs and 19 RBI in 30 games for the IronPigs...combined for a .320 average, 20 home runs and 84 RBI in 116 games overall...led the Phillies farm system in batting for the second consecutive season and also ranked second in home runs and third in RBI...had career highs in home runs and stolen bases...was successful in 21 of 26 (80.8%) stolen base attempts...was also named to the EL Postseason All-Star team and tied for the league lead with seven intentional walks...batted .338 against right-handed pitching and .279 against left-handers...hit .356 with runners in scoring position...appeared in 67 games in left field, 38 in right field and 20 at designated hitter...hit .324 in 88 games batting in the three spot...had his only two-homer game April 23 against Bowie...had a season-high five RBI April 30 against Altoona...drove in a run in eight consecutive games from May 20 to 26 (10 RBI total)...went 5 for 6 with a home run and four RBI, May 29 against New Hampshire...finished May with six home runs and 23 RBI in 27 games, his best one-month totals in 2009...then hit .369 with five home runs, 19 RBI and 12 walks (.445 on-base percentage) in 28 games in June...was named Eastern League Player of the Week for the week of June 1-7 after batting .462...belted a grand slam June 20 against Harrisburg...stole a season high three bases, July 7 at Akron...was named to the Eastern League Midseason All-Star team and played the entire game in right field, going 1 for 4 with a walk and a RBI...was promoted to Lehigh Valley the next day...hit for the cycle Aug. 12 against Louisville...went 5 for 5 with a single, two doubles, triple, home run and four RBI...was named IL Player of the Week for the week of Aug. 10-16 after going 10 for 24 (.417) with two home runs and eight RBI in six games...was placed on the disabled list Aug. 24 with a strained right oblique and missed the remainder of the regular season...was reinstated from the DL Sept. 9 and transferred to Reading that day...went 3 for 12 (.250) with a RBI in three playoff games...was named as Philadelphia's third best prospect by *Baseball America* following the season and was honored as the A's second best prospect after being



traded to Oakland Dec. 16...played for Obregon in the Mexican Winter League following the season and hit .308 with a home run and 11 RBI in 19 games.

**2008**—Played for the Phillies’ two Single-A affiliates at Lakewood and Clearwater and combined to hit .346 with 39 doubles, 19 home runs and 88 RBI in 132 games...the batting average was third best among all Single-A hitters and was eighth highest among all full season minor leaguers...also tied for eighth in the minors in total bases (274) and tied for ninth in hits (170)...led the Phillies farm system in batting and RBI and tied for second in home runs...batted .366 with 18 of his 19 home runs and 71 of his 88 RBI against right-handed pitching...appeared in 92 games in left field and 26 in right field and had 18 assists...hit safely in 27 consecutive road games from April 24 to June 20...earned Phillies Minor League Player of the Month honors after hitting .354 in April...followed that up by batting .363 with seven home runs and 31 RBI in 27 games in May...was named South Atlantic League Player of the Week for the week of May 5-11...homered in all four of his games that week and batted .421 with four home runs and 12 RBI...named to the SAL Midseason All-Star team but did not play in the game as he was promoted to Clearwater June 19...was leading the SAL in batting (.361) at the time of his promotion...had a season best 14-game hitting streak from June 5 to 20 (.380)...belted a grand slam, July 1 against Lakeland...batted .581 during an 11-game hitting streak from Aug. 5 to 17...homered twice against Lakeland, Aug. 13...named Phillies Minor League Player of the Month for a second time in August after hitting .376 with 17 doubles, six home runs and 19 RBI in 28 games...played for Honolulu in the Hawaiian Winter League and hit .247 with two home runs and 10 RBI in 25 games...was named as the Phillies sixth best prospect by *Baseball America* following the season.

**2007**—Made his professional debut with Single-A Williamsport and batted .227 with six home runs and 33 RBI in 66 games...combined for a .179 batting average, two home runs and 17 RBI in 34 games in June and July and then hit .322 with four home runs and 14 RBI in 25 games in August...appeared in 47 games in left field and 13 in right field...had his first career two homer game and drove in five runs, July 1 at Jamestown...was named NYPL Batter of the Week for the week of Aug. 13-19 after going 8 for 14 (.571) with two doubles, two home runs and four RBI in four games.

## PERSONAL/MISCELLANEOUS

Michael D. Taylor...graduated from Apopka High School in 2004, earning First Team All-American honors from *USA Today* and *Collegiate Baseball*...attended Stanford University where he earned All-Pac-10 honors as a junior in 2007...hit .316 with 21 home runs and 126 RBI in 174 games in three seasons as a Cardinal.

## LIFETIME PLAYING RECORD

Year	Club	AVG.	G	AB	R	H	2B	3B	HR	RBI	SH	SF	HP	BB	SO	SB	CS	SLG	OBP	E
2007	Williamsport	.227	66	233	30	53	14	0	6	33	1	2	2	23	53	8	2	.365	.300	5
2008	Lakewood	.361	67	249	40	90	12	3	10	50	0	2	6	31	43	10	3	.554	.441	3
	Clearwater	.329	65	243	36	80	27	1	9	38	0	2	2	19	46	5	6	.560	.380	2
2009	Reading	.333	86	318	59	106	22	4	15	65	0	3	7	35	51	18	4	.569	.408	1
	Lehigh Valley	.282	30	110	15	31	6	1	5	19	0	3	2	13	19	3	1	.491	.359	2
2010	Sacramento	.272	127	464	79	126	26	6	6	78	0	3	5	51	92	16	5	.392	.348	9
2011	Sacramento	.272	93	349	51	95	16	0	16	64	0	2	3	46	80	14	5	.456	.360	5
	OAKLAND	.200	11	30	4	6	0	0	1	1	0	0	0	5	11	0	0	.300	.314	2
<b>ML Totals</b>		<b>.200</b>	<b>11</b>	<b>30</b>	<b>4</b>	<b>6</b>	<b>0</b>	<b>0</b>	<b>1</b>	<b>1</b>	<b>0</b>	<b>0</b>	<b>0</b>	<b>5</b>	<b>11</b>	<b>0</b>	<b>0</b>	<b>.300</b>	<b>.314</b>	<b>2</b>
<b>Minor League Totals</b>		<b>.296</b>	<b>534</b>	<b>1966</b>	<b>310</b>	<b>581</b>	<b>123</b>	<b>15</b>	<b>67</b>	<b>347</b>	<b>1</b>	<b>17</b>	<b>27</b>	<b>218</b>	<b>384</b>	<b>74</b>	<b>26</b>	<b>.476</b>	<b>.371</b>	<b>27</b>

## CAREER TRANSACTIONS

**2007** — Selected by the Philadelphia Phillies organization in the 5th round of the First-Year Player Draft. **2009** — Traded to the Toronto Blue Jays with pitcher Kyle Drabek and catcher Travis D’Arnaud in a three-team trade in which Toronto sent Roy Halladay to Philadelphia, Philadelphia sent Cliff Lee to Seattle and Seattle sent pitchers Phillippe Aumont and Juan Ramirez and outfielder Tyson Gillies to Philadelphia, December 16. Traded to the Oakland Athletics for infielder Brett Wallace, December 16.

## VS. THE AMERICAN LEAGUE

2011					CAREER					
AVG.	AB	H	HR	RBI	vs. TEAM	AVG.	AB	H	HR	RBI
.286	7	2	0	0	Kansas City	.286	7	2	0	0
.200	5	1	0	0	Los Angeles	.200	5	1	0	0
.100	10	1	0	0	Seattle	.100	10	1	0	0
.250	8	2	1	1	Texas	.250	8	2	1	1

## MONTHLY BREAKDOWN

2011					CAREER					
AVG.	AB	H	HR	RBI	by MONTH	AVG.	AB	H	HR	RBI
.200	30	6	1	1	September	.200	30	6	1	1

## BATTING BREAKDOWN

2011					CAREER					
AVG.	AB	H	HR	RBI	by CATEGORY	AVG.	AB	H	HR	RBI
.235	17	4	1	1	Home	.235	17	4	1	1
.154	13	2	0	0	Road	.154	13	2	0	0
.200	10	2	0	0	Day	.200	10	2	0	0
.200	20	4	1	1	Night	.200	20	4	1	1
—	0	0	0	0	Pre-ASG	—	0	0	0	0
.200	30	6	1	1	Post-ASG	.200	30	6	1	1
.211	19	4	1	1	vs. LHP	.211	19	4	1	1
.182	11	2	0	0	vs. RHP	.182	11	2	0	0
.667	3	2	0	0	RISP	.667	3	2	0	0
---	0	0	0	0	Loaded	---	0	0	0	0
.000	1	0	0	0	Pinch Hitter	.000	1	0	0	0
—	0	0	0	0	Designated Hitter	—	0	0	0	0

## BALLPARK BREAKDOWN

	AVG.	AB	H	HR	RBI
Angel Stadium	.000	2	0	0	0
Ballpark in Arlington	.250	4	1	0	0
O.co Coliseum	.235	17	4	1	1
Safeco Field	.143	7	1	0	0

## FIELDING STATISTICS

### Outfield

YEAR	PCT.	G	PO	A	E	TC	DP
2011	.920	11	23	0	2	25	0
<b>Totals</b>	<b>.920</b>	<b>11</b>	<b>23</b>	<b>0</b>	<b>2</b>	<b>25</b>	<b>0</b>

## TAYLOR'S CAREER HIGHS

Hits: 1 (six times), last: September 28, 2011 at Seattle

Home Runs: 1, September 20, 2011 vs. Texas

Runs Batted In: 1, September 20, 2011 vs. Texas

Stolen Bases: None

Hitting Streak: 5, September 6 to 20, 2011

Hitless Streak (At Bats): 8, September 20 to 26, 2011

Grand Slams: None.

Pinch-Hit Home Runs: None.

Inside-The-Park Home Runs: None.

Game Ending Home Runs: None.

Lead Off Home Runs: None.

**RIGHT-HANDED PITCHER****Height/Weight:** 6-1 / 210**Bats/Throws:** Right / Right**Birthdate:** July 1, 1984**Opening Day Age:** 27**Birthplace/Resides:** Hornsby, Australia / Sydney, Australia**Major League Service:** 2 years, 47 days**Obtained:** Claimed off waivers from Los Angeles (AL), April 20, 2012**Contract Status:** First year of a one-year contract through 2012.**CAREER HIGHLIGHTS**

Compiled a 3-4 record and a 4.24 ERA in 79 appearances with Los Angeles (AL) over the previous five seasons...saw his most extensive action with the Angels last year, posting a 1-3 record and a 3.00 ERA in a career-high 44 appearances...made his Major League debut in 2007, appearing in seven games...played for the World Team in the 2007 Futures Game...led the Midwest League with a .140 opponents batting average in 2003...is 27-24 with 41 saves and a 3.66 ERA (216 er in 531.2 ip) in 302 career minor league appearances, including 23 starts...has 532 strikeouts in 531.2 innings.

**2011 HIGHLIGHTS**

His fifth season seeing Major League action with Angels was his first full season in the Majors...made a career-high 44 appearances, posting a 1-3 record and a 3.00 ERA with 25 walks and 56 strikeouts...compiled a 1.91 ERA at home compared to a 4.21 ERA on the road...16 of last 19 outings at the Big A were scoreless...set career-bests with 56 strikeouts and 54 innings pitched...had thrown just 47.2 career innings entering 2011...logged 16 multi-strikeout efforts in his 44 appearances...was part of a MLB traveling team sent to Taiwan for a five-game series vs. Chinese Taipei at the 2011 Taiwan All-Star Series in November...became the first of 31 Australians to play in the Major Leagues to be selected for a traveling All-Star Series.

**CAREER**

**2010**—Saw Major League action for the fourth consecutive season, posting a 2-0 record with a 1.37 ERA in 13 appearances with Angels...allowed 12 hits, including two home runs, while walking four and striking out 15...was recalled from Triple-A Salt Lake July 2 after posting a 1-1 record with two saves and a 0.61 ERA in 19 appearances...was named to Pacific Coast League 2010 All-Star Team...was placed on the disabled list, Aug. 7 and reinstated Aug. 28, missing 18 games with right shoulder inflammation...recorded his first two big league victories in his final four appearances after failing to record a decision in his first 31 career games spanning four seasons...limited left-handed batters to a .100 clip while right-handers batted .225 against him...10 of his 13 outings were scoreless.

**2009**—Split the season between the Angels and Triple-A Salt Lake with three separate stints in the big leagues...began the season at Salt Lake, making three relief appearances (1-0, 4.50 ERA) before being recalled by Angels April 18...made three appearances before he was optioned April 25...also recalled May 27 for his longest stint, making nine appearances before being optioned July 11...was recalled, Sept. 1 and spent the remainder of the season on the big league roster...was 0-0 with a 5.13 ERA in 13 Major League appearances...struck out 21 batters in 19.1 innings...at Salt Lake, finished 3-1 with a 3.12 ERA in 29 relief appearances...allowed 41 hits, including seven home runs, walked 11 and struck out 51.

**2008**—Started the season pitching in two games for the Angels (0-0, 22.50) before being optioned to Salt Lake April 5...was recalled April 26 and tossed one scoreless inning at Detroit before being optioned back to Salt Lake April 28...posted a 1-0 record with a 4.38 ERA in nine games at Salt Lake...was placed on the disabled list May 9 with right shoulder nerve inflammation...reinstated Sept. 1 and recalled on the same day.

**2007**—Played at all levels during season, including Single-A Rancho Cucamonga, Double-A Arkansas, Triple-A Salt Lake and the Angels...was 0-0 with a 0.00 ERA (2.0 ip) in one appearance with Rancho

Cucamonga...pitched in 21 games, three starts, with Arkansas, posting a 2-3 record and 2.01 ERA... limited opponents to .193 average against...finished 3-0 with one save and a 2.19 ERA in 16 games with Salt Lake...had his contract selected by the Angels Sept. 1...made his Major League debut that day against Texas (1.0 ip, 1 h, 2 so)...appeared in seven games, posting no record and a 10.80 ERA...overall on the season, walked 23 batters and struck out 94...was MLB Futures Game World Team Selection.

**2006**—Split his season between Double-A Arkansas and Triple-A Salt Lake...was 3-4 with 10 saves and a 5.13 ERA in 42 games with the Travelers...led the club in saves...his 30 games finished ranked fourth in Midwest League...appeared in four games with Bees, posting a 0-1 record, one save and a 12.46 ERA.

**2005**—Spent entire campaign at Single-A Rancho Cucamonga...was 6-8 with three saves and a 5.27 ERA in 42 games, 15 starts...tied for second on club in wins, ranked fifth in games, fourth in starts, tied for third in saves, second in innings pitched and third in strikeouts (92)...finished 2-5 with a 5.80 ERA as starter.

**2004**—Spent the entire campaign at Single-A Rancho Cucamonga...was 3-2 with four saves and a 3.94 ERA in 41 games, five starts...ranked fifth on club in games pitched, third in saves and fourth in strikeouts (71)...was 2-0 with a 2.93 ERA as a starter.

**2003**—Split the season between Single-A Cedar Rapids and Single-A Rancho Cucamonga...was 1-2 with nine saves and a 0.24 ERA in 31 games with Cedar Rapids...allowed just one earned run in 37.2 innings...his .140 average against was tops in Midwest League...ranked fifth with 12.90 strikeouts per nine innings...was second on club in saves (9)...named to Midwest League All-Star Team...finished 2-2 with eight saves and a 4.91 ERA in 24 games with Quakes...ranked second on club in saves (8).

**2002**—Began his professional career with the Angels rookie club in Mesa...posted a 2-0 record with one save and a 2.70 ERA in 15 games...walked nine batters and struck out 29...average against was .167, which ranked second in the Arizona Rookie League.

## PERSONAL/MISCELLANEOUS

Richard Graeme Thompson was originally signed by Angels' scout Grant Weir...graduated St. Ives High School (Sydney, Australia)...is a native of Hornsby, Australia...his wife Ashley gave birth to a baby boy, Richard William, Aug. 23, 2010...is the second Australian to play for the Athletics, along with current teammate Grant Balfour...was part of a MLB traveling team sent to Taiwan for a five-game series vs. Chinese Taipei at the 2011 Taiwan All-Star Series in November...became the first of 31 Australians to play in the Major Leagues to be selected for a traveling All-Star Series.

## LIFETIME PITCHING RECORD

Year	Club	W	L	ERA	G	GS	CG	SHO	SV	IP	H	R	ER	HR	HB	BB	IBB	SO	WP	BK
2002	AZL Angels	2	0	2.70	15	0	0	0	1	23.1	14	12	7	0	1	9	0	29	1	1
2003	Cedar Rapids	1	2	0.24	31	0	0	0	9	37.2	18	5	1	1	0	13	0	54	6	0
	Rancho Cucamonga	2	2	4.91	24	0	0	0	8	29.1	28	19	16	4	2	18	1	33	5	0
2004	Rancho Cucamonga	3	2	3.94	41	5	0	0	4	77.2	76	36	34	9	3	33	2	71	4	1
2005	Rancho Cucamonga	6	8	5.27	42	15	0	0	3	121.1	132	76	71	20	2	53	0	92	12	2
2006	Arkansas	3	4	5.13	42	0	0	0	10	66.2	52	39	38	13	4	27	0	60	6	1
	Salt Lake	0	1	12.46	4	0	0	0	1	4.1	9	6	6	1	0	4	0	3	0	0
2007	Rancho Cucamonga	0	0	0.00	1	0	0	0	0	2	1	0	0	0	0	0	0	3	1	0
	Arkansas	2	3	2.01	21	3	0	0	0	49.1	34	15	11	5	3	14	1	50	3	1
	Salt Lake	3	0	2.19	16	0	0	0	1	24.2	17	7	6	2	3	6	0	32	3	0
2008	LOS ANGELES (AL)	0	0	10.80	7	0	0	0	0	6.2	10	8	8	4	0	3	0	9	2	0
	Salt Lake	0	0	22.50	2	0	0	0	0	2	4	5	5	0	0	2	0	1	1	0
	Salt Lake	1	0	4.05	10	0	0	0	0	13.1	12	6	6	1	1	9	0	11	1	0
	AZL Angels	0	0	3.00	7	0	0	0	2	9	6	3	3	0	0	2	0	13	1	0
2009	Salt Lake	3	1	3.12	29	0	0	0	0	43.1	41	19	15	7	2	11	0	51	2	0
	LOS ANGELES (AL)	0	0	5.12	13	0	0	0	0	19.1	27	11	11	6	1	7	0	21	5	0
2010	Salt Lake	1	1	0.61	19	0	0	0	2	29.2	17	2	2	0	0	10	0	30	1	0
	LOS ANGELES (AL)	2	0	1.37	13	0	0	0	0	19.2	12	4	3	2	0	4	0	15	4	0
2011	LOS ANGELES (AL)	1	3	3.00	44	0	0	0	0	54.0	46	18	18	5	0	20	0	56	102	1
<b>ML Totals</b>		<b>3</b>	<b>3</b>	<b>3.98</b>	<b>79</b>	<b>0</b>	<b>0</b>	<b>0</b>	<b>0</b>	<b>101.2</b>	<b>99</b>	<b>46</b>	<b>45</b>	<b>17</b>	<b>1</b>	<b>36</b>	<b>0</b>	<b>46</b>	<b>12</b>	<b>1</b>

## CAREER TRANSACTIONS

**2002** — Signed by the Los Angeles Angels organization as a free agent, February 13. **2010** — On disabled list, August 5 to 27; included rehabilitation assignment to Arkansas, August 23 to 27. **2012** — Claimed off waivers by the Oakland Athletics, April 20.

### VS. THE AMERICAN LEAGUE

2011		CAREER												
ERA	W	L	S	G	IP	ER	vs. TEAM	ERA	W	L	S	G	IP	ER
0.00	0	0	0	3	4.0	0	Baltimore	0.00	0	0	0	6	8.1	0
2.70	0	1	0	4	6.2	2	Boston	2.61	0	1	0	6	10.1	3
6.75	0	0	0	2	1.1	1	Chicago	5.40	0	0	0	4	5.0	3
0.00	0	0	0	2	2.2	0	Cleveland	0.00	0	0	0	4	5.2	0
5.40	0	0	0	2	3.1	2	Detroit	5.06	0	0	0	4	5.1	3
5.79	0	0	0	3	4.2	3	Kansas City	4.76	0	0	0	4	5.2	3
—	0	0	0	0	0.0	0	Los Angeles (AL)	—	0	0	0	0	0.0	0
5.40	0	0	0	1	1.2	1	Minnesota	9.64	0	1	0	3	4.2	5
0.00	0	0	0	1	2.0	0	New York	0.00	0	0	0	2	3.0	0
2.70	0	1	0	6	6.2	2	Oakland	4.35	0	1	0	10	10.1	5
2.45	0	0	0	5	3.2	1	Seattle	2.35	1	0	0	8	7.2	2
5.40	1	0	0	2	1.2	1	Tampa Bay	10.38	1	0	0	4	4.1	5
2.89	0	1	0	6	9.1	3	Texas	6.45	1	1	0	16	22.1	16
2.70	0	0	0	3	3.1	1	Toronto	1.80	0	0	0	4	5.0	1

### VS. THE NATIONAL LEAGUE

2011		CAREER												
ERA	W	L	S	G	IP	ER	vs. TEAM	ERA	W	L	S	G	IP	ER
0.00	0	0	0	1	1.0	0	Atlanta	0.00	0	0	0	1	1.0	0
—	0	0	0	0	0.0	0	Colorado	18.00	0	0	0	1	1.0	2
9.00	0	0	0	1	1.0	1	Florida	9.00	0	0	0	1	1.0	1
0.00	0	0	0	1	0.2	0	Los Angeles	0.00	0	0	0	2	3.0	0
0.00	0	0	0	1	0.1	0	Washington	0.00	0	0	0	1	0.1	0

### MONTHLY BREAKDOWN

2011		CAREER												
ERA	W	L	S	G	IP	ER	by MONTH	ERA	W	L	S	G	IP	ER
2.70	0	1	0	8	13.1	4	April	6.00	0	2	0	15	21.0	14
3.27	1	1	0	10	11.0	4	May	3.27	1	1	0	10	11.0	4
4.26	0	0	0	7	6.1	3	June	4.96	0	0	0	13	16.1	9
2.89	0	1	0	7	9.1	3	July	3.60	0	1	0	15	20.0	8
2.25	0	0	0	6	8.0	2	August	1.59	0	0	0	8	11.1	2
3.00	0	0	0	6	6.0	2	September	5.03	1	0	0	17	19.2	11
—	0	0	0	0	0.0	0	October	1.93	1	0	0	3	4.2	1

### PITCHING BREAKDOWN

2011		CAREER												
ERA	W	L	S	G	IP	ER	by CATEGORY	ERA	W	L	S	G	IP	ER
1.91	0	1	0	22	28.1	6	Home	3.79	1	1	0	43	57.0	24
4.21	1	2	0	22	25.2	12	Road	4.79	2	3	0	38	47.0	25
2.75	1	2	0	15	19.2	6	Day	4.36	1	3	0	25	33.0	16
3.15	0	1	0	29	34.1	12	Night	4.18	2	1	0	56	71.0	33
2.97	1	2	0	27	33.1	11	Pre-ASG	4.89	1	3	0	45	57.0	31
3.05	0	1	0	17	20.2	7	Post-ASG	3.45	2	1	0	36	47.0	18
—	0	0	0	0	0.0	0	Starter	—	0	0	0	0	0.0	0
3.00	1	3	0	44	54.0	18	Reliever	4.24	3	4	0	81	104.0	49

### BALLPARK BREAKDOWN

	ERA	W	L	S	G	IP	ER
Angel Stadium	3.79	1	1	0	43	57.0	24
Camden Yards	0.00	0	0	0	3	4.1	0
Comerica Park	7.71	0	0	0	2	2.1	2
Fenway Park	0.00	0	0	0	2	3.0	0
Kauffman Stadium	6.75	0	0	0	2	4.0	3
Metrodome	0.00	0	0	0	1	1.2	0
O.co Coliseum	3.38	0	1	0	5	5.1	2
Rangers Ballpark	4.50	1	1	0	8	10.0	5
Rogers Centre	2.45	0	0	0	3	3.2	1
Safeco Field	3.00	0	0	0	4	3.0	1
Sun Life Stadium	9.00	0	0	0	1	1.0	1
Target Field	27.00	0	1	0	1	1.1	4
Tropicana Field	9.82	1	0	0	3	3.2	4
U.S. Cellular Field	6.75	0	0	0	2	2.2	2
Yankee Stadium	0.00	0	0	0	1	1.0	0

### FIELDING STATISTICS

Pitcher							
Year	Pct.	G	PO	A	E	TC	DP
2007	1.000	7	1	0	0	1	0
2008	1.000	2	0	1	0	1	0
2009	.500	13	0	1	1	2	0
2010	.750	13	2	1	1	4	0
2011	1.000	44	3	4	0	7	0
<b>Totals</b>	<b>.867</b>	<b>79</b>	<b>6</b>	<b>7</b>	<b>2</b>	<b>15</b>	<b>0</b>

### THOMPSON'S CAREER BESTS

**Low Hit Complete Game:** None  
**Innings Pitched:** 3.1, April 3, 2011 at Kansas City  
**Strikeouts:** 5, July 28, 2010 vs. Boston  
**Longest Winning Streak:** 2, September 10 to October 1, 2010  
**Longest Losing Streak:** 2, May 15, 2011 to present  
**Longest Scoreless Streak:** 9.1, August 4 to September 25, 2010

## ERICK THREETS

70



## LEFT-HANDED PITCHER

**Height/Weight:** 6-5 / 240**Bats/Throws:** Left / Left**Birthdate:** November 4, 1981**Opening Day Age:** 30**Birthplace/Resides:** Hayward, California / Livermore, California**Major League Service:** 1 year, 28 days**Obtained:** Signed to a minor league contract, December 2, 2011**Contract Status:** First year of a one-year contract through 2012.

## CAREER HIGHLIGHTS

Made his Major League debut with San Francisco in 2007 and is 0-1 with a 3.28 ERA in 21 career relief appearances with the Giants (2007-08) and Chicago White Sox (2010)...is 18-23 with a 3.67 ERA (188 er in 461.1 ip) in 291 games, including 21 starts, as a minor leaguer...has walked 307 batters in 461.1 innings, an average of 5.99 per nine innings...missed the entire 2011 season recovering from “Tommy John” surgery...did not allow an earned run in 11 appearances with Chicago in 2010 (12.1 ip)...appeared in a career-high 49 games with Fresno in 2006...missed the entire 2004 season following surgery on his left shoulder.

## 2011 HIGHLIGHTS

Missed the 2011 season after undergoing “Tommy John” surgery on his left elbow in 2010...pitched for Mexicali in the Mexican Pacific Winter League following the season...was 1-1 with a 1.17 ERA in 32 relief appearances...struck out 40 and walked 22 in 30.2 innings...averaged 11.74 strikeouts per nine innings...did not surrender an extra base hit...held the opposition to a .134 batting average, including .091 (3-for-33) against left-handed pitchers and .156 (10-for-56) against right-handers...issued 19 of his 22 walks to right-handed hitters for a .365 on-base percentage...lefties had a .167 on-base percentage...yielded a .103 average with runners in scoring position...opponents were 0-for-12 with RISP and two outs...compiled a 0.55 ERA in 18 appearances at home, 1.88 in 14 games on the road...allowed 2 of 12 (16.7%) inherited runners to score...did not allow an earned run in 30 of his 32 appearances...had an 18-game scoreless streak from Oct. 22 to Nov. 27 (16.1 ip, 6 h, 8 bb, 21 so)...compiled a 1.35 ERA in eight postseason games (6.2 ip, 6 h, 1 r, 1 er, 2 bb, 8 so).

## CAREER

**2010**—Made 11 appearances with the White Sox before suffering a torn ulnar collateral ligament in his left elbow Aug. 27 against New York (AL)...posted a 0.00 ERA (12.1 ip) and a .220 average against with the Sox prior to the injury...left-handers were 4-for-14 (.286)...his contract was selected from Triple-A Charlotte June 27...made his season debut with 1.0 scoreless innings June 30 against Kansas City, marking his first outing in the majors since April 18, 2008 at St. Louis...was on the 15-day disabled list from July 31 to Aug. 25 with turf toe on his left great toe...made three rehabilitation appearances with Charlotte...pitched in two games before suffering the season-ending injury against the Yankees...was placed on the disabled list again Aug. 28 and was transferred to the 60-day disabled list Sept. 3...began the season with the Knights and went 1-0 with a 0.86 ERA and two saves in 17 relief appearances.

**2009**—Signed a minor league deal with the Los Angeles Dodgers and spent the entire season at Triple-A Albuquerque...was 3-0 with a 1.52 ERA and one save in 33 relief appearances...allowed a .203 opponents batting average, including .176 against left-handed hitters compared to .217 against right-handers...surrendered just one home run in 41.1 innings...yielded a .189 average with runners in scoring position...opponents hit .118 with a .189 on-base percentage when leading of an inning...allowed 7 of 25 (28.0%) inherited runners to score...picked up his only save May 8 at New Orleans (1.1 ip, 2 h, 1 r, 1 er, 1 bb, 1 so)...compiled a 0.39 ERA over his final 19 appearances...did not allow a run over his final 11 games (11.0 ip)...was placed on the disabled list July 25 with inflammation in his left elbow and missed the remainder of the season.

**2008**—Made San Francisco's Opening Day roster and appeared in seven games with the Giants, going 0-1 with a 3.60 ERA and .220 opponents batting average...allowed 11 hits but five were for extra bases (four doubles, one home run) for a .486 slugging percentage...issued nine walks in 10.0 innings for a .469 on-base percentage...yielded a .281 average against right-handed hitters, .400 against left-handers...opponents hit .222 with runners in scoring position...allowed 1 of 2 (50.0%) inherited runners to score...was placed on the 15-day disabled list April 19 with a right intercostal muscle strain...was reinstated June 2 and was designated for assignment the same day...was outrighted to Triple-A Fresno June 11 and finished the year with the Grizzlies...went 4-5 with a 3.39 ERA in 37 games, including four starts...opponents hit .216, including .193 by right-handed hitters...all four of his starts came over his final four outings and he went 3-0 with a 1.71 ERA in those appearances...entered the season ranked by *Baseball America* as the No. 20 Prospect in the Giants organization...went 1-1 with a 4.30 ERA in three starts for Hermosillo in the Mexican-Pacific Winter League following the season.

**2007**—Spent the entire regular season with Triple-A Fresno before making his Major League debut with San Francisco in September...went 3-1 with a save and a 3.46 ERA in 40 games, three starts, with the Grizzlies...was recalled by the Giants Sept. 4 and posted a 19.29 ERA in three relief appearances...made his Major League debut Sept. 12 against Arizona (1.0 ip, 1 h, 2 r, 2 er, 2 bb)...allowed two runs in 0.1 innings at San Diego Sept. 15...registered his first career strikeout Sept. 26 against San Diego (Khalil Greene)...with Fresno, allowed a .235 opponents batting average...that included a .143 mark against left-handed hitters...yielded a .194 average with runners in scoring position...allowed 8 of 23 (34.8%) inherited runners to score...began the season as a starter and went 0-1 with a 12.96 ERA in three starts...finished the season with 37 relief appearances and was 3-0 with a 1.75 ERA...pitched for Hermosillo in the Mexican-Pacific Winter League and was 1-2 with a 1.69 ERA in 18 relief appearances.

**2006**—Made his Triple-A debut with Fresno and was 2-1 with a 2.87 ERA in 49 appearances...the games pitched were a career-high...held the opposition to a .223 batting average but issued 44 walks in 62.2 innings for a .357 on-base percentage...allowed a .219 average against right-handed hitters, .232 against left-handers...opponents hit .181 with runners in scoring position...had a 3.24 ERA in 33 appearances before the All-Star Break compared to 2.14 in 16 outings after the break...allowed 9 of 26 (34.6%) inherited runners to score...surrendered just one earned run over his final 13 outings (16.2 ip, 0.54 ERA).

**2005**—Compiled a 1-2 mark with two saves and a 5.06 ERA over 30 games with Double-A Norwich...struck out 35 but also walked 31 in 42.2 innings...yielded just two home runs...allowed a .259 opponents batting average, including .189 against left-handed hitters...was on the disabled list from July 12 to Aug. 19 with a strained left shoulder.

**2004**—Had surgery on his left shoulder May 14 and missed the entire season.

**2003**—Split his season between Double-A Norwich and Single-A Hagerstown...combined for a 2-3 record and 5.61 ERA in 33 relief appearances...struck out 63 in 61.0 innings but also issued 63 walks...allowed a .192 opponents batting average...including .134 with runners in scoring position.

**2002**—Was 0-1 with a 6.67 ERA in 26 games with Single-A San Jose...allowed a .226 opponents batting average...struck out 43 batters in 28.1 innings (13.66 ERA)...began the season on the disabled list with right rotator cuff tendinitis...was reinstated May 31.

**2001**—Made his professional debut with Single-A San Jose and Single-A Hagerstown...combined for a 2-10 record and 3.24 ERA in 26 games, including 14 starts...had stints on the disabled list with each club...made all 14 of his starts at San Jose and was 0-10 with a 4.25 ERA...transferred to Hagerstown July 9 and was 2-0 with a 0.75 ERA in 12 relief appearances.

## PERSONAL/MISCELLANEOUS

Erick Morgan Threats...has one daughter, Jayla...attended Modesto (Calif.) Junior college...is a 1999 graduate of Granada (Calif.) High School.



## LIFETIME PITCHING RECORD

Year	Club	W	L	ERA	G	GS	CG	SHO	SV	IP	H	R	ER	HR	HB	BB	IBB	SO	WP	BK
2001	San Jose	0	10	4.25	14	14	0	0	0	59.1	49	34	28	2	7	40	0	60	14	3
	Hagerstown	2	0	0.75	12	0	0	0	1	24.0	13	3	2	1	1	9	0	32	2	1
2002	San Jose	0	1	6.67	26	0	0	0	0	28.1	23	24	21	2	3	28	1	43	6	1
2003	Norwich	0	0	15.88	11	0	0	0	0	11.1	15	20	20	1	2	21	0	16	6	0
	Hagerstown	2	3	3.26	22	0	0	0	0	49.2	26	20	18	2	7	42	0	47	9	1
2004	San Jose	(Injured — Did not pitch)																		
2005	Norwich	1	2	5.06	30	0	0	0	2	42.2	43	28	24	2	2	31	0	35	6	0
2006	Fresno	2	1	2.87	49	0	0	0	0	62.2	51	26	20	4	5	44	0	51	7	0
2007	Fresno	3	1	3.46	40	3	0	0	1	54.2	46	26	21	4	2	35	0	40	1	1
	SAN FRANCISCO	0	0	19.29	3	0	0	0	0	2.1	5	5	5	0	0	3	0	1	1	0
2008	SAN FRANCISCO	0	1	3.60	7	0	0	0	0	10.0	11	4	4	1	3	9	2	6	1	0
	Fresno	4	5	3.39	37	4	0	0	0	66.1	53	30	25	5	1	36	0	46	5	0
2009	Albuquerque	3	0	1.52	33	0	0	0	1	41.1	29	10	7	1	2	16	0	28	2	0
2010	Charlotte	1	0	0.86	17	0	0	0	2	21.0	12	2	2	0	0	5	1	10	1	0
	CHICAGO (AL)	0	0	0.00	11	0	0	0	0	12.1	9	1	0	0	0	3	0	6	0	0
2011		(Injured — Did not pitch)																		
AL Totals		0	0	0.00	11	0	0	0	0	12.1	9	1	0	0	0	3	0	6	0	0
NL Totals		0	1	6.57	10	0	0	0	0	12.1	16	9	9	13	3	12	2	7	2	0
ML Totals		0	1	3.28	21	0	0	0	0	24.2	25	10	9	1	3	15	2	13	2	0

## CAREER TRANSACTIONS

**2000** — Selected by the San Francisco Giants organization in the 7th round of the June Draft. **2008** — On disabled list, April 19 to June 1; included rehabilitation assignment to Fresno, May 1 to 29. Elected free agency, November 3; signed by the Los Angeles Dodgers to a minor league contract, November 28. **2009** — Elected free agency, November 9; signed by the Chicago White Sox to a minor league contract, December 11. **2010** — On disabled list, July 31 to August 24; included rehabilitation assignment to Charlotte, August 17 to 24. On disabled list, August 28 to November 1. Granted free agency (contract non-tender), December 2. **2011** — Signed by the Oakland Athletics to a minor league contract, December 2.

## VS. THE AMERICAN LEAGUE

2011						CAREER													
ERA	W	L	S	G	IP	ERA	W	L	S	G	IP	ERA	W	L	S	G	IP	ERA	
—	0	0	0	0	0.0	0	Baltimore	0.00	0	0	0	1	2.0	0					
—	0	0	0	0	0.0	0	Kansas City	0.00	0	0	0	1	1.0	0					
—	0	0	0	0	0.0	0	Los Angeles	—	0	0	0	1	0.0	0					
—	0	0	0	0	0.0	0	Minnesota	0.00	0	0	0	1	1.2	0					
—	0	0	0	0	0.0	0	New York	0.00	0	0	0	1	1.0	0					
—	0	0	0	0	0.0	0	Oakland	0.00	0	0	0	3	3.0	0					
—	0	0	0	0	0.0	0	Seattle	0.00	0	0	0	2	2.2	0					
—	0	0	0	0	0.0	0	Texas	0.00	0	0	0	1	1.0	0					

## VS. THE NATIONAL LEAGUE

2011						CAREER													
ERA	W	L	S	G	IP	ERA	W	L	S	G	IP	ERA	W	L	S	G	IP	ERA	
—	0	0	0	0	0.0	0	Arizona	13.50	0	0	0	2	2.0	3					
—	0	0	0	0	0.0	0	Los Angeles (NL)	0.00	0	0	0	1	1.0	0					
—	0	0	0	0	0.0	0	Milwaukee	2.45	0	0	0	2	3.2	1					
—	0	0	0	0	0.0	0	San Diego	20.25	0	0	0	2	1.1	3					
—	0	0	0	0	0.0	0	St. Louis	4.15	0	1	0	3	4.1	2					

## MONTHLY BREAKDOWN

2011						CAREER													
ERA	W	L	S	G	IP	ERA	W	L	S	G	IP	ERA	W	L	S	G	IP	ERA	
—	0	0	0	0	0.0	0	March	0.00	0	0	0	1	1.0	0					
—	0	0	0	0	0.0	0	April	4.00	0	1	0	6	9.0	4					
—	0	0	0	0	0.0	0	May	—	0	0	0	0	0.0	0					
—	0	0	0	0	0.0	0	June	0.00	0	0	0	1	1.0	0					
—	0	0	0	0	0.0	0	July	0.00	0	0	0	8	8.1	0					
—	0	0	0	0	0.0	0	August	0.00	0	0	0	2	3.0	0					
—	0	0	0	0	0.0	0	September	19.29	0	0	0	3	2.1	5					

## PITCHING BREAKDOWN

2011						CAREER													
ERA	W	L	S	G	IP	ERA	W	L	S	G	IP	ERA	W	L	S	G	IP	ERA	
—	0	0	0	0	0.0	0	Home	6.00	0	1	0	10	9.0	6					
—	0	0	0	0	0.0	0	Road	1.72	0	0	0	11	15.2	3					
—	0	0	0	0	0.0	0	Day	2.79	0	1	0	7	9.2	3					
—	0	0	0	0	0.0	0	Night	3.60	0	0	0	14	15.0	6					
—	0	0	0	0	0.0	0	Pre-ASG	3.00	0	1	0	10	12.0	4					
—	0	0	0	0	0.0	0	Post-ASG	3.55	0	0	0	11	12.2	5					
—	0	0	0	0	0.0	0	Starter	—	0	0	0	0	0.0	0					
—	0	0	0	0	0.0	0	Reliever	3.28	0	1	0	21	24.2	9					

## BALLPARK BREAKDOWN

	ERA	W	L	S	G	IP	ERA
AT&T Park	10.80	0	1	0	5	5.0	6
Busch Stadium	0.00	0	0	0	1	2.1	0
Dodger Stadium	0.00	0	0	0	1	1.0	0
Kauffman Stadium	0.00	0	0	0	1	1.0	0
Miller Park	2.45	0	0	0	2	3.2	1
O.co Coliseum	0.00	0	0	0	2	3.0	0
PETCO Park	54.00	0	0	0	1	0.1	2
Rangers Ballpark	0.00	0	0	0	1	1.0	0
Safeco Field	0.00	0	0	0	1	1.2	0
Target Field	0.00	0	0	0	1	1.2	0
U.S. Cellular Field	0.00	0	0	0	5	4.0	0

## FIELDING STATISTICS

Pitcher							
Year	Pct.	G	PO	A	E	TC	DP
2007	—	3	0	0	0	0	0
2008	1.000	7	0	1	0	1	0
2010	.750	11	0	3	1	4	0
<b>Totals</b>	<b>.800</b>	<b>21</b>	<b>0</b>	<b>4</b>	<b>1</b>	<b>5</b>	<b>0</b>

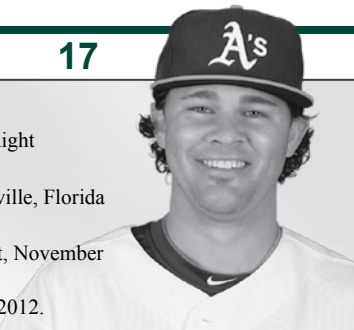
## THREETS'S CAREER BESTS

**Low Hit Complete Game:** None  
**Innings Pitched:** 2.1, April 18, 2008 at St. Louis  
**Strikeouts:** 3, July 21, 2010 at Seattle  
**Longest Winning Streak:** None  
**Longest Losing Streak:** 1, April 12, 2008 to present  
**Longest Scoreless Streak:** 10.2, April 18, 2008 to July 25, 2010

## WES TIMMONS

17

## INFIELDER

**Height/Weight:** 6-0 / 185**Bats/Throws:** Right / Right**Birthdate:** July 12, 1978**Opening Day Age:** 33**Birthplace/Resides:** Morgantown, West Virginia / Jacksonville, Florida**Major League Service:** None**Obtained:** Signed as a free agent to a minor league contract, November 16, 2010**Contract Status:** First year of a one-year contract through 2012.

## CAREER HIGHLIGHTS

Was originally drafted by the Atlanta Braves in the 12th round of the 2002 draft and spent the first nine seasons of his professional career in the Braves organization before signing with the A's following the 2010 season...hit .341 in his first season in the A's system, besting his previous career high of .293 in 2010 by nearly 50 points...is now a .283 (932 for 3299) career hitter with 46 home runs and 388 RBI in 998 minor league games...has 468 walks and just 287 strikeouts...has also been hit by a pitch 138 times, reaching double figures in nine of his 10 seasons...his career on-base percentage is .391...752 of his 998 career games played have come as a third baseman.

## 2011 HIGHLIGHTS

Posted some of the best numbers of his career in his 10th professional season, his first with the A's...had career highs in batting (.341), home runs (8), RBI (62) and slugging (.468) in just 95 games with Triple-A Sacramento and Double-A Midland...the batting average ranked 10th among all full season minor leaguers...led the A's farm system in batting, ranked second in on-base percentage (.420) and was eighth in slugging...drew 38 walks and struck out just 21 times, the ninth time in 10 professional seasons he finished with fewer strikeouts than walks...averaged 19.1 plate appearances per strikeout...hit .366 (87-for-238) against right-handed pitching compared to .287 (31-for-108) against left-handers...batted .417 with runners in scoring position, including .432 with RISP and two outs...was 8-for-17 (.471) with the bases loaded...had a .378 batting average when leading off an inning...hit in every spot in the order except clean-up and saw his most action batting second (23 games), sixth (22) and ninth (21)...appeared in 50 games at second base, 27 at first base, 11 at third base and two at shortstop...committed six errors, all as a second baseman (.976 fielding percentage) and all over his final 17 games of the season...also pitched once with Sacramento.

**MINORS:** Began the season at Sacramento and batted .321 in 56 games...hit .400 with runners in scoring position, .349 during the day, .348 against right-handed pitching and .341 at home...went 5-for-17 (.294) over his first five games before he was placed on the disabled list April 14 with a sprained left ankle...was reinstated May 6 and went 12-for-23 (.522) over a six-game stretch from May 8-13 to lift his average to .386...then went 23-for-88 (.261) over his next 29 games before being transferred to Midland July 3...batted .365 in 39 games with the Rockhounds...hit .439 with RISP, .392 on the road, .390 against right-handed pitching and .365 at night...committed just one error in 34 games at second base for a .994 fielding percentage...the error came Aug. 20 at Northwest Arkansas and it was his first of the season...had gone errorless over his first 75 games, including 38 at second base...had two four-hit games over a three-game span, going 4-for-4 with two doubles and two RBI July 16 against San Antonio and 4-for-5 with four RBI July 18 at Corpus Christi...had a 15-game hitting streak from July 24 to Aug. 7...hit .484 (30-for-62) with 13 RBI and 11 multiple hit games during the streak...was named Texas League Batter of the Week for the week of Aug. 1-7 when he went 15-for-27 (.556) with six runs, one double, one home run and 10 RBI...had his lone two-steal game of the season Aug. 7 at Corpus Christi...had two hits in each of his final two games with Midland Aug. 20 and 21 and was transferred back to Sacramento Aug. 22...hit safely in each of his first 14 games with the River Cats for a season-best 16-game hitting streak overall...batted .410 (25-for-61) with 12 walks (.507 on-base percentage), 15 runs scored and 20 RBI during the streak...drove in at least one run in 11 consecutive games from Aug. 25 to Sept. 4 (18 RBI total), including Aug. 29 against Las Vegas when he had a grand slam and a

season-high six RBI...went 0-for-5 in his final regular season game Sept. 5 at Colorado Springs...made his professional debut as a pitcher that day (0.1 ip, 2 h, 1 r, 1 er)...then went 9-for-30 (.300) with seven runs, a home run, six RBI and six walks in eight postseason games with the River Cats.

## CAREER

**2010**—Spent the entire season at the Triple-A level for the fourth consecutive year, batting .293 with six home runs, 43 RBI and a career-high 19 stolen base in 114 games at Gwinnett in the Atlanta Braves farm system...added 60 walks and 11 hit by pitches for a .400 on-base percentage...struck out just 33 times, an average of 14.09 plate appearances per strikeout...led the International League in plate appearances per strikeout, ranked third in on-base percentage and tied for fourth in walks...led Gwinnett in walks and hit by pitches...hit .327 against left-handed pitching and .281 against right-handers...also had a .321 batting average at home and .301 at night...his average improved every month until August as he hit .242 in April, .266 in May, .330 in June and .341 in July...then batted .267 in August...had a .251 average with the bases empty, .350 with runners on...hit .381 over the first two innings of a game...topped IL third baseman with a .966 fielding percentage, 109 games, 156 assists and 232 total chances...also appeared in five games at second base and one at first base...saw his most action hitting in the number two spot in the order (80 games)...had his first of two two-steal games April 27 against Norfolk...also stole two bases July 1 at Toledo...batted .224 over his first 19 games, but then hit safely in each of his next six contests (12 for 25, .480) to push his average to .301...had his first of four four-hit games May 2 against Pawtucket...put together a season-best 12-game hitting streak from June 4 to 17 (17 for 44, .386)...had his second four-hit game of the season June 12 at Durham...connected for his first home run the next day against the Bulls, snapping a season-opening 58-game homerless streak...hit all six of his home runs over a 42-game stretch from June 13 to Aug. 2...was a perfect 4-for-4 July 4 at Durham...was named to the IL Midseason All-Star team and went 0 for 1 in the All-Star Game against the Pacific Coast League All-Stars July 14...was 4-for-4 with a walk and a season high four runs scored July 30 against Rochester...was batting .295 when he was placed on the disabled list Aug. 18 with a lower abdominal strain...reinstated Aug. 28 and went 3 for 13 (.231) over his final four games...played for Navojoa in the Mexican Winter League and hit .323 with one double and one RBI in 10 games.

**2009**—Was a member of the International League All-Star team...had a 12-game hitting streak from May 30 to June 17...that included an eight-game span (June 1-8) in which he hit .500 (15-for-30) with five doubles, one triple and two RBI earning him International League Player of the Week honors for the week ending June 8...ranked eighth among Braves farmhands in runs and was 10th in batting average...had his best month in June, batting .394 and reaching base safely in all 21 contests...earned organizational Gwinnett Player of the Month honors.

**2008**—Hit .251 with 18 doubles and 26 RBI in 81 games in his third season with Triple-A Richmond...defensively saw time at first base, second base and third base...his average improved to .281 with runners in scoring position...hit .414 (12-for-29) during a nine-game hitting streak from May 26 to June 3...was on the disabled list from June 16 to Aug. 3 with a fractured left foot...went homerless over his first 74 games before hitting his only two home runs of the season over the final seven contests.

**2007**—Was the recipient of the Braves' organization 2007 Bill Lucas Award and also won the Clint Courtney Memorial Award (Richmond Braves honor) as the most competitive Brave...led the International League, ranked second among all Triple-A hitters and set a Richmond record with 19 hit-by-pitches...had 25 walks and 29 strikeouts, the only time in his career he struck out more than he walked...hit .300 with two RBI in nine postseason games, including .300 in five IL Championship Series games.

**2006**—Named as "having the best strike-zone discipline" in the Braves' system by *Baseball America*...injured the hamate bone in his left thumb May 16 and made rehab assignments at Single-A Myrtle Beach and with the Braves affiliate in the Gulf Coast Rookie League before returning to Richmond July 29...was in the top ten in the International League in hitting and on-base percentage before the injury.

**2005**—Combined for career highs in games (124), at bats (445), runs (74), hits (120), doubles (32), hit by pitches (21) and walks (64) with Double-Mississippi and Triple-A Richmond...ranked second among Braves minor leaguers in doubles, including 31 with Mississippi, which tied for seventh in the Southern League...ranked fifth among Braves minor leaguers in runs scored...named by the organization as the Double-A Mississippi July Player of the Month...hit .346 during August.

**2004**—Spent the entire season at Myrtle Beach, hitting .277 in 112 games...selected July Player of the Month for the Pelicans when he led the team in batting average (.375) and hits (36) and tied for the lead in doubles (6), home runs (3) and RBI (15).

**2003**—Batted .282 in a career-high 124 games with Rome...also had a career-high four triples...earned June Player of the Month honors for the Rome Braves, hitting .325 with five doubles, 11 RBI and 14 runs scored.

**2002**—Made his professional debut with the Braves affiliate in the Gulf Coast Rookie League and went 2 for 4 (.500) in four games before he was promoted to Macon...batted .283 with one home run and 14 RBI in 40 games with Macon.

## PERSONAL/MISCELLANEOUS

Wesley Ryan Timmons was originally signed by Braves scout Robert Lucas...attended Bethune-Cookman College (FL).

## LIFETIME PLAYING RECORD

Year	Club	AVG.	G	AB	R	H	2B	3B	HR	RBI	SH	SF	HP	BB	SO	SB	CS	SLG	OBP	E
2002	GCL Braves	.500	2	4	1	2	1	0	0	1	1	0	1	3	0	0	0	.750	.750	0
	Macon	.283	40	120	17	34	4	1	1	14	7	0	10	19	10	6	3	.358	.423	2
2003	Rome	.282	124	422	67	119	19	4	7	49	2	4	14	52	31	10	4	.396	.376	10
2004	Myrtle Beach	.277	112	379	48	105	24	2	3	45	6	2	15	55	32	10	5	.375	.388	8
2005	Mississippi	.272	119	427	73	116	31	2	7	34	6	3	21	62	46	4	7	.403	.388	17
	Richmond	.222	5	18	1	4	1	0	0	3	0	2	0	2	0	0	0	.278	.273	0
2006	Richmond	.280	71	250	28	70	15	0	6	26	3	3	6	38	19	5	4	.412	.384	7
	GCL Braves	.308	8	26	3	8	2	0	0	1	0	0	2	4	2	0	0	.385	.438	0
	Myrtle Beach	.200	2	5	2	1	0	0	0	1	0	0	1	3	1	0	0	.200	.556	1
2007	Richmond	.256	120	355	47	91	18	0	5	52	2	6	19	25	29	8	5	.349	.333	7
2008	Richmond	.251	81	239	39	60	18	0	2	26	4	1	12	45	25	12	0	.351	.394	10
2009	Gwinnett	.283	105	322	62	91	20	2	1	31	9	5	15	62	36	12	5	.366	.416	8
2010	Gwinnett	.293	114	386	67	113	23	1	6	43	5	3	11	60	33	19	8	.404	.400	9
2011	Sacramento	.321	56	190	34	61	14	0	3	34	2	1	8	30	10	5	3	.442	.432	5
	Midland	.365	39	156	21	57	6	0	5	28	1	2	3	8	11	7	0	.500	.402	1
<b>Minor League Totals</b>		<b>.283</b>	<b>998</b>	<b>3299</b>	<b>510</b>	<b>932</b>	<b>196</b>	<b>12</b>	<b>46</b>	<b>388</b>	<b>48</b>	<b>32</b>	<b>138</b>	<b>468</b>	<b>287</b>	<b>100</b>	<b>44</b>	<b>.391</b>	<b>.391</b>	<b>85</b>

## CAREER TRANSACTIONS

**2002** — Selected by the Atlanta Braves organization in the 12th round of the First-Year Player Draft. **2008** — Elected free agency, November 3. **2009** — Re-signed by the Braves to a minor league contract, January 12. **2010** — Elected free agency, November 6; signed by the Oakland Athletics to a minor league contract, November 16.

## RECENT PLAYER OF THE WEEK AWARD WINNERS

Hideki Matsui, July 25, 2011  
 Gio Gonzalez, July 4, 2011\*  
 Trevor Cahill, August 9, 2010  
**Dallas Braden, May 10, 2010**  
 Mark Ellis, August 10, 2009  
 Jack Cust, May 5, 2008  
 Jack Cust and Dan Johnson, May 14, 2007  
 Frank Thomas, September 11, 2006  
 Mark Kotsay, July 17, 2006  
 Eric Chavez, May 30, 2005  
 Eric Byrnes, August 2, 2004  
 Erubiel Durazo and Scott Hatteberg, June 14, 2004  
 Miguel Tejada, August 25, 2003\*  
 Mark Mulder, August 4, 2003  
 Barry Zito, May 5, 2003\*  
 Scott Hatteberg, April 14, 2003  
 Tim Hudson, Sept. 9, 2002\*

Eric Chavez, August 19, 2002  
 David Justice, April 1, 2002  
 Mark Mulder, August 6, 2001  
 Jason Giambi, September 18, 2000\*  
 Barry Zito, September 11, 2000\*  
 Miguel Tejada, August 8, 1999\*  
 Matt Stairs, July 21, 1997  
 Geronimo Berroa, August 18, 1996  
 Scott Brosius, July 21, 1996  
 Jason Giambi, May 12, 1996  
 Scott Brosius, April 28, 1996  
 Mark McGwire, June 11, 1995  
 Geronimo Berroa, May 14, 1995  
 Bobby Witt, July 3, 1994  
 Mark McGwire, May 9, 1993  
 Carney Lansford, July 19, 1992  
 Jose Canseco, April 19, 1992  
 Mark McGwire, April 12, 1992  
 Rickey Henderson, Sept. 29, 1991\*

Jose Canseco, September 15, 1991  
 Harold Baines, June 9, 1991  
 Dave Henderson, April 21, 1991  
 Rickey Henderson, July 8, 1990  
 Dave Stewart, July 1, 1990  
 Jose Canseco, May 27, 1990  
 Rickey Henderson, May 6, 1990  
 Mark McGwire, September 3, 1989  
 Bob Welch, August 27, 1989  
 Mike Moore, June 11, 1989  
 Mark McGwire, April 9, 1989  
 Carney Lansford, August 31, 1987\*  
 Jose Canseco, July 6, 1987  
 Mark McGwire, June 29, 1987  
 Tony Phillips, May 18, 1986

\*indicates co-Player of the Week

## MERKIN VALDEZ

56

**RIGHT-HANDED PITCHER****Height/Weight:** 5-9 / 212**Bats/Throws:** Right / Right**Birthdate:** November 5, 1981**Opening Day Age:** 30**Birthplace/Resides:** San Cristobal, Dominican Republic / San Cristobal, Dominican Republic**Major League Service:** 2 years, 87 days**Obtained:** Signed to a minor league contract, December 28, 2011.**Contract Status:** First year of a one-year contract through 2012.**CAREER HIGHLIGHTS**

Is 3-1 with a 5.57 ERA in 74 career appearances with San Francisco (2004, 08-09), Toronto (2010) and Texas (2011)...is also 40-42 with a 3.38 ERA (277 er in 737.1 ip) in 245 career minor league appearances, including 93 starts...made his Major League debut with the Giants in 2004 but did not return to the majors until 2008...had "Tommy John" surgery following the 2006 season and missed all of 2007...traded to the Blue Jays prior to the 2010 season but appeared in just two games...made five appearances with Texas in September of 2011...was tabbed the Giants' Organizational Player of Year by *USA Today* in 2003.

**2011 HIGHLIGHTS**

Began the season at Triple-A Albuquerque in the Dodgers organization but finished it in the majors with Texas...was selected from Triple-A Round Rock Sept. 1 and made five appearances in relief over the final month of the season...allowed a run in three of his five games, retiring 4 of 5 first batters faced...opponents batted .350, including .462 (6-for-13) by left-handed hitters and .143 (1-for-7) by right-handers...permitted seven hits and three runs in 3.1 innings over his last four games...fanned five in 3.0 innings in his final three outings...finished the game Sept. 25 vs. Seattle...pitched a scoreless inning in his Rangers debut Sept. 2 at Boston, his first major league appearance since April 25, 2010 for Toronto vs. Tampa Bay...made three appearances in four days, Sept. 2-5 but pitched just twice in Rangers' last 20 contests...pitched for Escogido in the Dominican Winter League following the season and was 2-1 with a 1.86 ERA in 18 relief appearances...held the opposition to a .188 batting average.

**MINORS:** Combined to go 5-2 with eight saves and a 3.29 ERA in 50 relief appearances for Albuquerque and Round Rock in the Pacific Coast League...had 24 walks against 41 strikeouts, allowing just two home runs...began the year with Albuquerque after signing a minor league contract with Dodgers Jan. 27...went 4-2 with a 3.58 ERA and four saves in 38 relief appearances before he was released July 18...signed a minor league deal with Texas July 24 and went 1-0 with a 2.35 ERA and four saves in 12 relief outings with Round Rock...held opponents to a .230 average with five walks and 14 strikeouts...allowed runs in just three of his 12 outings with the Express, converting all four save chances...just three of his 14 hits allowed went for extra bases.

**CAREER**

**2010**—Was traded to Toronto January 20 and was on the Blue Jays Opening Day roster...appeared in two games, posting a 20.25 ERA and .333 opponents batting average...allowed three runs on two hits and two walks in 1.0 inning April 14 against Chicago (AL)...walked a batter in 0.1 innings April 25 at Tampa Bay...was designated for assignment April 27 and outrighted to Las Vegas April 29...spent the remainder of the season with the 51s and went 3-5 with a 7.91 ERA in 39 games, including one start...allowed a .358 opponents batting average, including .331 against right-handed hitters and .388 against left-handers...opponents hit .354 with runners in scoring position...his one start came July 25 against Portland and he allowed 12 runs on 12 hits and three walks in just 2.0 innings...posted a 6.27 ERA in his 38 relief appearances...allowed 6 of 15 (40.0%) inherited runners to score...compiled a 9.66 ERA in 22 outings at home compared to 4.98 on the road...tossed at least one inning in 37 of his 39 outings...allowed at least one run in 14 of his first 19 outings for a 9.35 ERA...then went seven consecutive games (12.2 ip) from June 28 to July 21 without allowing an earned run...including July 1 against Reno when

he tossed 2.0 scoreless innings and struck out a season-high tying three...tossed a season-high 3.1 innings Aug. 27 against Reno...pitched for Escogido in the Dominican Winter League, compiling a 4.35 ERA in nine relief appearances.

**2009**—After injuries in his previous two seasons, bounced back in 2009 and was one of five members of Giants’ bullpen to be a mainstay in the ‘pen for the entire season...went 2-1 with 5.66 ERA in 48 relief appearances in what was his first full season in the big leagues...had career-highs in wins, games and innings (49.1)...allowed a .292 opponents batting average, which included a .250 mark against left-handed hitters and .324 against right-handers... allowed at least one hit or one walk in 34 of his 48 games, but had 32 scoreless outings...inherited 22 runners and allowed 13 to score (40.9%)...was 0-for-3 in save opportunities...opened season with the Giants for the second consecutive year...was highly effective in his first 15 outings, posting a 2-0 mark with a 2.76 ERA and .220 opponents average...that 2.76 mark was his lowest figure all season, as he logged a 7.09 mark over his final 33 games...gave up three runs in back-to-back outings July 5 and 8 vs. Houston and Florida...held the opposition scoreless for eight-straight games July 26 to Aug. 17 (8.2 ip)...was touched for a season-high four runs and three walks Aug. 23 vs. Colorado...the very next day he suffered his third blown save of year in Denver, surrendered the game-winning grand slam to Ryan Spilborghs in the bottom of the 14th inning...allowed another walk-off home run to Milwaukee’s Prince Fielder Sept. 6 at Miller Park in a 2-1, 12-inning loss...was touched for 14 runs (12 earned) over his final 7.2 innings with opponents batting .410.

**2008**—Was limited to just 17 outings, including one start, for the Giants after suffering from a right elbow strain...in limited action, went 1-0 with a 1.69 ERA...made the Giants Opening Day roster for the first time in his career, returning to the Majors for the first time since 2004...held opponents scoreless in 14 of his 17 contests, while holding batters to .237 average...made his season debut March 31, marking his first big league appearance since Aug. 5, 2004 vs. Cincinnati...made his first career start April 2 at Los Angeles (NL)...tossed 2.0-scoreless innings with four strikeouts...recorded his first career win April 30 vs. Colorado, tossing 1.2 innings and not allowing hit...was placed on 15-day disabled list with a right elbow strain May 15 and was on the DL for the remainder of season...pitched 1.0 scoreless inning with 3 strikeouts June 7 vs. Bakersfield for Single-A San Jose as part of rehab assignment...took part in the Giants’ instructional league in Scottsdale, Arizona to rehab his elbow.

**2007**—Did not pitch during the regular season, while rehabbing from right-elbow reconstructive surgery...pitched in the Giants Instructional League following the season...logged a 3.68 ERA in eight relief appearances for Escogido in Dominican Winter League.

**2006**—Struggled in his first full season at Triple-A Fresno, while adjusting to his conversion to a full-time reliever...went 0-4 with five saves and a 5.86 ERA in 47 games, three starts...continued his impressive strikeout proficiency, fanning 50 batters in 50.2 innings...had “Tommy John” surgery Sept. 27, with Dr. Ken Akizuki presiding.

**2005**—Garnered Midseason Eastern League All-Star honors during his first full year at Double-A Norwich, going 5-6 with 3.53 ERA in 24 games, 19 starts...made his last five appearances out of the bullpen, logging four scoreless efforts with a 1.42 ERA...was placed on the disabled list Aug. 17 with right shoulder inflammation and was shelved for remainder of campaign.

**2004**—Made stops at four levels of the Giants organization, including his big league debut...was recalled to San Francisco from Norwich July 31...appeared in two games out of bullpen, including his Major League debut Aug. 1 against St. Louis...was optioned back to Norwich Aug. 5...went to big league camp during Spring Training, but spent the first three months of season recovering from mild shoulder tendinitis...reported to Fresno June 27...appeared in one game for Fresno before being sent to Single-A San Jose...compiled a 3-1 record and 2.52 ERA over seven starts...was promoted to Norwich July 13...played for Escogido in Dominican Winter League.

**2003**—Was tabbed the Giants’ Organizational Player of Year by *USA Today* following a brilliant campaign with Single-A Hagerstown...at 21 years of age, posted a 9-5 mark for Suns while leading the South Atlantic League in strikeouts (166), ranking second in ERA (2.25) and fourth in innings pitched (156.0)...led Giants farmhands in ERA and strikeouts...earned Hagerstown’s Player of Month accolades in April, June and August...pitched for Grand Canyon in Arizona Fall League.



**2002**—Spent the season with Atlanta’s rookie-level affiliate in Gulf Coast League and was named the circuit’s third-best prospect by *Baseball America*...was one of the league’s most dominating hurlers, allowing only 61 base runners (41 h, 2 hb, 12 bb) in 68.1 innings...went 7-3 with a 1.98 ERA in 12 games, eight starts.

**2001**—Logged his second campaign with Braves’ club in Dominican Summer League...finished 6-7 with a 2.93 ERA in 15 games, 14 starts.

**2000**—Made his professional debut, fashioning a 1.57 ERA in 14 games, including seven starts, for Braves’ Dominican affiliate.

## PERSONAL/MISCELLANEOUS

Merkin R. (Malo) Valdez was originally signed by Atlanta Braves scout Mike Brito under the name Manuel Mateo...graduated from Escuela Rural Palenque High School in the Dominican Republic

### LIFETIME PITCHING RECORD

Year	Club	W	L	ERA	G	GS	CG	SHO	SV	IP	H	R	ER	HR	HB	BB	IBB	SO	WP	BK
2000	DSL Braves	1	5	1.57	14	7	0	0	0	57.1	52	27	10	2	4	14	0	32	5	1
2001	DSL Braves 2	6	7	2.93	15	14	1	0	0	92.0	93	41	30	0	5	18	1	48	4	0
2002	GCL Braves	7	3	1.98	12	8	1	1	0	68.1	47	18	15	0	2	12	0	76	2	0
2003	Hagerstown	9	5	2.25	26	26	2	1	0	156.0	119	42	39	11	5	49	0	166	4	0
2004	SAN FRANCISCO	0	0	27.00	2	0	0	0	0	1.2	4	5	5	1	0	3	0	2	0	0
	Norwich	1	4	4.32	10	7	0	0	1	41.2	35	21	20	3	0	15	0	31	1	0
	San Jose	3	1	2.52	7	7	0	0	0	35.2	30	12	10	4	4	5	0	44	1	0
	Fresno	0	0	7.20	1	1	0	0	0	5.0	6	4	4	0	0	4	0	5	0	0
2005	Connecticut	5	6	3.53	24	19	1	0	0	107.0	99	48	42	7	8	45	0	96	8	0
2006	Fresno	0	4	5.80	46	3	0	0	5	49.2	52	42	32	6	5	39	0	48	8	2
2007	Fresno	(Injured — Did not pitch)																		
2008	SAN FRANCISCO	1	0	1.69	17	1	0	0	0	16.0	14	5	3	1	2	7	2	13	2	1
	San Jose	0	0	0.00	1	0	0	0	0	1.0	1	0	0	0	0	0	0	3	0	0
2009	SAN FRANCISCO	2	1	5.66	48	0	0	0	0	49.1	57	33	31	5	0	28	2	38	5	0
2010	TORONTO	0	0	20.25	2	0	0	0	0	1.1	2	3	3	0	0	3	0	0	0	0
	Las Vegas	3	5	7.91	39	1	0	0	0	58.0	92	59	51	5	3	26	0	35	7	3
2011	Albuquerque	4	2	3.58	38	0	0	0	4	50.1	47	23	20	1	4	24	1	43	2	1
	Round Rock	1	0	2.35	12	0	0	0	4	15.1	14	4	4	1	0	5	0	14	1	0
	TEXAS	0	0	6.23	5	0	0	0	0	4.1	7	3	3	2	0	1	0	6	0	0
<b>AL Totals</b>		<b>0</b>	<b>0</b>	<b>9.53</b>	<b>7</b>	<b>0</b>	<b>0</b>	<b>0</b>	<b>0</b>	<b>5.2</b>	<b>9</b>	<b>6</b>	<b>6</b>	<b>2</b>	<b>0</b>	<b>4</b>	<b>0</b>	<b>6</b>	<b>0</b>	<b>0</b>
<b>NL Totals</b>		<b>3</b>	<b>1</b>	<b>5.24</b>	<b>67</b>	<b>1</b>	<b>0</b>	<b>0</b>	<b>0</b>	<b>67.0</b>	<b>75</b>	<b>43</b>	<b>39</b>	<b>7</b>	<b>2</b>	<b>38</b>	<b>4</b>	<b>53</b>	<b>7</b>	<b>1</b>
<b>ML Totals</b>		<b>3</b>	<b>1</b>	<b>5.57</b>	<b>74</b>	<b>1</b>	<b>0</b>	<b>0</b>	<b>0</b>	<b>72.2</b>	<b>84</b>	<b>49</b>	<b>45</b>	<b>9</b>	<b>2</b>	<b>42</b>	<b>4</b>	<b>59</b>	<b>7</b>	<b>1</b>

### CAREER TRANSACTIONS

**1999** — Signed by the Atlanta Braves as a non-drafted free agent, November 18. **2002** — Traded to the San Francisco Giants with pitcher Damian Moss for pitcher Russ Ortiz, December 17. **2007** — On disabled list, September 4 to October 29. **2008** — On disabled list, May 13 to October 8; included rehabilitation assignment to San Jose, June 7 to July 4. **2010** — Traded to the Toronto Blue Jays for cash considerations, January 20. Elected free agency, November 6. **2011** — Signed by the Los Angeles Dodgers to a minor league contract, January 27. Released, July 18; signed by the Texas Rangers to a minor league contract, July 24. Elected free agency, November 2; signed by the Oakland Athletics to a minor league contract, December 28.

## VS. THE AMERICAN LEAGUE

2011		CAREER												
ERA	W	L	S	G	IP	ER	vs. TEAM	ERA	W	L	S	G	IP	ER
6.75	0	0	0	2	1.1	1	Boston	6.75	0	0	0	2	1.1	1
—	0	0	0	0	0.0	0	Chicago	27.00	0	0	0	1	1.0	3
0.00	0	0	0	1	1.0	0	Cleveland	0.00	0	0	0	1	1.0	0
—	0	0	0	0	0.0	0	Los Angeles	0.00	0	0	0	1	2.0	0
—	0	0	0	0	0.0	0	Oakland	9.00	0	0	0	1	1.0	1
9.00	0	0	0	1	1.0	1	Seattle	3.38	0	0	0	2	2.2	1
9.00	0	0	0	1	1.0	1	Tampa Bay	6.75	0	0	0	2	1.1	1
—	0	0	0	0	0.0	0	Texas	0.00	0	0	0	1	0.1	0

## VS. THE NATIONAL LEAGUE

2011		CAREER												
ERA	W	L	S	G	IP	ER	vs. TEAM	ERA	W	L	S	G	IP	ER
—	0	0	0	0	0.0	0	Arizona	1.59	0	0	0	5	5.2	1
—	0	0	0	0	0.0	0	Atlanta	0.00	0	0	0	2	3.0	0
—	0	0	0	0	0.0	0	Chicago (NL)	4.50	0	0	0	2	2.0	1
—	0	0	0	0	0.0	0	Cincinnati	9.82	0	0	0	3	3.2	4
—	0	0	0	0	0.0	0	Colorado	12.00	1	0	0	7	6.0	8
—	0	0	0	0	0.0	0	Florida	13.50	0	0	0	2	2.0	3
—	0	0	0	0	0.0	0	Houston	15.43	0	0	0	3	2.1	4
—	0	0	0	0	0.0	0	Los Angeles (NL)	5.40	1	0	0	12	11.2	7
—	0	0	0	0	0.0	0	Milwaukee	1.69	0	1	0	4	5.1	1
—	0	0	0	0	0.0	0	New York (NL)	3.00	0	0	0	4	3.0	1
—	0	0	0	0	0.0	0	Philadelphia	0.00	0	0	0	3	4.0	0
—	0	0	0	0	0.0	0	Pittsburgh	0.00	0	0	0	2	1.1	0
—	0	0	0	0	0.0	0	San Diego	5.40	0	0	0	6	6.2	4
—	0	0	0	0	0.0	0	San Francisco	—	0	0	0	0	0.0	0
—	0	0	0	0	0.0	0	St. Louis	2.08	1	0	0	6	4.1	1
—	0	0	0	0	0.0	0	Washington	27.00	0	0	0	2	1.0	3

## MONTHLY BREAKDOWN

2011		CAREER												
ERA	W	L	S	G	IP	ER	by MONTH	ERA	W	L	S	G	IP	ER
—	0	0	0	0	0.0	0	March	9.00	0	0	0	1	1.0	1
—	0	0	0	0	0.0	0	April	3.38	2	0	0	20	21.1	8
—	0	0	0	0	0.0	0	May	1.59	1	0	0	13	11.1	2
—	0	0	0	0	0.0	0	June	5.40	0	0	0	7	6.2	4
—	0	0	0	0	0.0	0	July	6.43	0	0	0	11	14.0	10
—	0	0	0	0	0.0	0	August	10.38	0	0	0	10	8.2	10
6.23	0	0	0	5	4.1	3	September	9.31	0	1	0	12	9.2	10

## PITCHING BREAKDOWN

2011		CAREER												
ERA	W	L	S	G	IP	ER	by CATEGORY	ERA	W	L	S	G	IP	ER
4.50	0	0	0	2	2.0	1	Home	5.73	3	0	0	38	37.2	24
7.71	0	0	0	3	2.1	2	Road	5.40	0	1	0	36	35.0	21
11.57	0	0	0	3	2.1	3	Day	5.59	2	1	0	30	29.0	18
0.00	0	0	0	2	2.0	0	Night	5.56	1	0	0	44	43.2	27
—	0	0	0	0	0.0	0	Pre-ASG	4.27	3	0	0	46	46.1	22
6.23	0	0	0	5	4.1	3	Post-ASG	7.86	0	1	0	28	26.1	23
—	0	0	0	0	0.0	0	Starter	0.00	0	0	0	1	2.0	0
6.23	0	0	0	5	4.1	3	Reliever	5.73	3	1	0	73	70.2	45

## BALLPARK BREAKDOWN

	ERA	W	L	S	G	IP	ER
AT&T Park	5.19	3	0	0	35	34.2	20
Busch Stadium	0.00	0	0	0	2	2.0	0
Chase Field	3.00	0	0	0	3	3.0	1
Citi Field	0.00	0	0	0	2	2.0	0
Citizens Bank Park	0.00	0	0	0	1	1.0	0
Coors Field	27.00	0	0	0	4	2.2	8
Dodger Stadium	2.35	0	0	0	7	7.2	2
Fenway Park	6.75	0	0	0	2	1.1	1
Miller Park	2.70	0	1	0	3	3.1	1
Nationals Park	81.00	0	0	0	1	0.1	3
O.co Coliseum	9.00	0	0	0	1	1.0	1
PETCO Park	11.57	0	0	0	2	2.1	3
PNC Park	0.00	0	0	0	2	1.1	0
Rangers Ballpark	4.50	0	0	0	2	2.0	1
Rogers Centre	27.00	0	0	0	1	1.0	3
Safeco Field	0.00	0	0	0	1	1.2	0
Sun Life Stadium	0.00	0	0	0	1	1.0	0
Tropicana Field	6.75	0	0	0	2	1.1	1
Turner Field	0.00	0	0	0	1	2.0	0
Wrigley Field	0.00	0	0	0	1	1.0	0

## FIELDING STATISTICS

Pitcher		Year	Pct.	G	PO	A	E	TC	DP
2004		—	—	2	0	0	0	0	0
2008		—	—	17	0	0	0	0	0
2009		1.000	—	48	1	5	0	6	0
2010		1.000	—	2	1	1	0	2	0
2011		—	—	5	0	0	0	0	0
<b>Totals</b>		—	—	<b>74</b>	<b>2</b>	<b>6</b>	<b>0</b>	<b>8</b>	<b>0</b>

## VALDEZ' CAREER BESTS

**Low Hit Complete Game:** None  
**Innings Pitched:** 2.0 (six times), last: July 31, 2009 vs. Philadelphia  
**Strikeouts:** 4 (twice), last: August 27, 2009 vs. Arizona  
**Longest Winning Streak:** 3, April 30, 2008 to May 31, 2009  
**Longest Losing Streak:** 1, September 6, 2009 to present  
**Longest Scoreless Streak:** 9.0, July 26 to August 22, 2009

**RIGHT-HANDED PITCHER****Height/Weight:** 6-0 / 195**Bats/Throws:** Right / Right**Birthdate:** January 1, 1984**Opening Day Age:** 28**Birthplace/Resides:** Minneapolis, Minnesota / Eden Prairie, Minnesota**Major League Service:** 30 days**Obtained:** Acquired from the Cleveland Indians for cash considerations, May 11, 2010**Contract Status:** First year of a one-year contract through 2012.**CAREER HIGHLIGHTS**

Was originally selected by the Cleveland Indians in the 21st round of the 2005 First-Year Player Draft... was traded to Oakland May 11, 2010 for cash considerations...made his Major League debut with the A's in 2011, posting a 7.20 ERA in six relief appearances...is 15-23 with a 3.47 ERA (140 er in 362.2 ip) in 266 appearances, all in relief, over six minor league seasons...has 426 strikeouts in 362.2 innings, an average 10.57 per nine innings...has allowed just 14 home runs, an average of 0.35 per nine innings... was named to the Topps/Minor League Baseball Short-A/Rookie All-Star Team in 2006 after saving a career-high 17 games for Mahoning Valley.

**2011 HIGHLIGHTS**

Made his Major League debut with Oakland late in the season, posting a 7.20 ERA in six relief appearances...allowed a .300 opponents batting average, including .231 (3-for-13) by right-handed hitters and .429 (3-for-7) by left-handers...yielded a .444 average with runners in scoring position...first batters faced were 0-for-2 with three walks and he allowed 1-of-3 (33.3%) inherited runners to score...was selected by the A's Aug. 30, making his Major League debut that night at Cleveland...struck out the first batter he faced, Carlos Santana...tossed a scoreless ninth inning, allowing one hit...allowed all seven of his runs, four earned, in back-to-back outings Sept. 5 against Kansas City and Sept. 9 at Texas...surrendered five of the runs in 1.0 innings against the Rangers.

**MINORS:** Combined for a 3-4 record, six saves and a 3.26 ERA in a career-high-tying 50 relief appearances with Double-A Midland and Triple-A Sacramento...struck out 87 batters in 66.1 innings, an average of 11.80 per nine innings...surrendered just two home runs, an average of 0.27 per nine innings...allowed a .232 opponents batting average, including .219 (33-for-151) by right-handed hitters and .253 (25-for-99) by left-handers...yielded both of his home runs to lefties...opponents batted .143 with a .226 on-base percentage when leading off an inning...allowed a .194 average with runners in scoring position and two outs...converted 6-of-9 (66.7%) save opportunities and allowed 8-of-23 (34.8%) inherited runners to score...struck out two or more in 27 of his 50 outings...began the season at Midland, where he was 1-3 with four saves and a 3.38 ERA in 28 games with the RockHounds...did not allow a home run in 37.1 innings...struck out a season-high five batters in 2.0 scoreless innings April 24 against San Antonio...that gave him a 3.27 ERA over his first six appearances...then allowed a season-high five runs on a season-high six hits in 0.2 innings April 28 against Corpus Christi...surrendered 12 runs, nine earned, over a nine-game span from April 28 to May 21 (10.1 ip, 7.84 ERA)...then tossed a season-high-tying 2.1 innings and matched his season high with five strikeouts May 25 against Tulsa...allowed just one run over his final 13 appearances with the RockHounds for a 0.56 ERA (16.0 ip)...was promoted to Sacramento June 25 and went 2-1 with two saves and a 3.10 ERA in 22 relief appearances with the River Cats...compiled a 1.84 ERA at home and a 0.82 ERA in the ninth inning or later...opponents were 1-for-25 (.040) when leading off an inning...was credited with the save in his first outing June 25 against Reno (1.1 ip, 1 h, 3 so)...surrendered at least one run in three of his first six outings with Sacramento for a 7.36 ERA, including July 6 at Fresno when he allowed his only two home runs of the season...did not allow a run in 15 of his final 16 outings (4 er in 21.2 ip, 1.66 ERA)...had an eight-game, 11.1 inning scoreless streak from July 16 to Aug. 4...allowed four runs on three hits and two walks while retiring just one batter Aug. 9 at Omaha...finished the Triple-A portion of his campaign with a seven-game, 10.0 inning scoreless streak.

## CAREER

**2010**—Began the season at Double-A Akron in the Cleveland organization and was 1-1 with four saves and a 6.28 ERA in 13 relief appearances when he was traded to the Oakland organization for cash considerations, May 11... was assigned to Double-A Midland and went 6-2 with a save and a 3.70 ERA in 33 relief appearances with the RockHounds... combined for a 7-3 record, five saves and a 4.29 ERA... the wins were a career-high... allowed just one home run in 63.0 innings... yielded a .282 opponents batting average, including .225 against left-handed hitters and .320 against right-handers... allowed just 5 of 27 (18.5%) inherited runners to score... tossed at least 1.0 inning 41 of his 46 outings... recorded all four of his saves at Akron over his first six appearances... struck out a season-high five batters in his second outing with Midland, May 16 against San Antonio... was on the disabled list from June 2 to 8 with a sprained left ankle... tossed a season high 2.2 scoreless innings Aug. 12 against Tulsa... surrendered his only home run of the season Aug. 18 at Tulsa in his 40th game... finished the regular season with six-game, 8.0-inning scoreless streak... then had three saves and did not allow a run in five postseason appearances (5.1 ip)... did not allow a hit or walk and struck out 10 of the 16 batters he faced.

**2009**—Spent the entire season at Double-A Akron and was 1-3 with two saves and a 2.95 ERA in 46 relief appearances... struck out 69 in 61.0 innings and surrendered just three home runs... allowed a .214 opponents batting average, including .213 against left-handed hitters and .215 against right-handers... held the opposition to a .170 batting and two of his three home runs when leading off an inning... yielded at least one run in 15 of his first 28 appearances (4.46 ERA) but did not allow a run in 16 of his final 18 outings (0.73 ERA)... did not allow an earned run in the ninth inning (16.1 ip)... allowed 11 of 24 (45.8%) inherited runners to score... struck out a season-high five batters in a season-high 2.2 innings July 23 at Erie... posted a 0.79 ERA in nine appearances in August... compiled a 4.50 ERA (4.0 ip, 4 h, 2 r, 2 er, 1 bb, 3 so) in four postseason appearances.

**2008**—Combined for a 3-8 record, three saves and a 4.38 ERA in 48 relief appearances with Single-A Kinston and Double-A Akron... struck out a career-high 90 batters in a career-high 72.0 innings, an average of 11.25 strikeouts per nine innings... allowed just two home runs... yielded a .272 batting average, including .255 against right-handed hitters and .303 against lefties... struck out at least one batter in 44 of his 48 appearances, including each of his final 34 with Kinston... averaged 11.76 strikeouts per nine innings overall with Kinston, which was second best among Carolina League relievers... was promoted to Akron Aug. 14... struck out a season-high six batters in his final regular season outing, Aug. 31 at Erie... then went 2-0 with a 1.42 ERA in four postseason appearances (6.1 ip, 4 h, 2 r, 1 er, 3 bb, 5 so)... was 0-1 with a 5.59 ERA in 13 relief appearances with Surprise in the Arizona Fall League.

**2007**—Pitched for Lake County and Kinston and was a combined 1-4 with 11 saves and a 3.44 ERA in a career-high 50 relief appearances... allowed a .229 opponents batting average, including .229 against left-handed hitters and .229 against right-handers... converted 11 of 14 (78.6%) save opportunities at Lake County... posted a 0.77 ERA in 11 outings in May... was transferred to Kinston July 18... made one postseason appearance (1.0 ip, 2 h, 3 r, 2 er, 1 bb, 2 so)... pitched for West Oahu in the Hawaiian Winter League and was 0-1 with a 9.68 ERA in 12 relief appearances.

**2006**—Was named to the Topps/Minor League Baseball Short-A/Rookie All-Star Team after posting a 1.39 ERA and a career-high 17 saves in his professional debut at Mahoning Valley... struck out 50 in 32.1 innings (13.92 per nine innings) and walked just nine... yielded one home run... had the second best strikeout per nine inning ratio among New York/Penn League relievers and ranked third in saves... held the opposition to .143 batting average, including .123 against right-handed hitters... named to the NYPL Midseason All-Star team... had a 12-game, 17.0-inning scoreless streak from June 26 to Aug. 1.

## PERSONAL/MISCELLANEOUS

Neil K. Wagner was originally signed by Cleveland scout Les Pajari... graduated from Eden Prairie HS (MN)... attended North Dakota State University... broke NDSU school records for career saves (18), single-season saves (12 in 2004) and single-season appearances (28 in 2004)... was a two-time North Central Conference Pitcher of the Week in 2004 and was named to first-team All-NCC and all-Central Region that year.

## LIFETIME PITCHING RECORD

Year	Club	W	L	ERA	G	GS	CG	SHO	SV	IP	H	R	ER	HR	HB	BB	IBB	SO	WP	BK
2006	Mahoning Valley	0	1	1.39	26	0	0	0	17	32.1	16	5	5	1	0	9	0	50	2	0
2007	Lake County	1	4	3.68	34	0	0	0	11	44.0	41	21	18	3	3	11	0	49	1	0
	Kinston	0	0	3.00	16	0	0	0	0	24.0	17	8	8	2	0	6	0	18	1	0
2008	Kinston	3	6	4.50	41	0	0	0	3	62.0	67	34	31	1	1	21	0	81	5	1
	Akron	0	2	3.60	7	0	0	0	0	10.0	10	5	4	1	0	4	0	11	0	0
2009	Akron	1	3	2.95	46	0	0	0	2	61.0	48	24	20	3	1	32	2	69	6	0
2010	Akron	1	1	6.28	13	0	0	0	4	14.1	17	12	10	0	1	7	0	15	0	0
	Midland	6	2	3.70	33	0	0	0	1	48.2	55	25	20	1	0	27	4	45	3	0
2011	Midland	1	3	3.38	28	0	0	0	4	37.1	31	18	14	0	1	13	2	53	2	0
	Sacramento	2	1	3.10	22	0	0	0	2	29.0	27	10	10	2	0	10	0	34	0	0
	OAKLAND	0	0	7.20	6	0	0	0	0	5.0	6	7	4	1	1	3	0	4	0	0
<b>ML Totals</b>		<b>0</b>	<b>0</b>	<b>7.20</b>	<b>6</b>	<b>0</b>	<b>0</b>	<b>0</b>	<b>0</b>	<b>5.0</b>	<b>6</b>	<b>7</b>	<b>4</b>	<b>1</b>	<b>1</b>	<b>3</b>	<b>0</b>	<b>4</b>	<b>0</b>	<b>0</b>
<b>Minor League Totals</b>		<b>15</b>	<b>23</b>	<b>3.47</b>	<b>266</b>	<b>0</b>	<b>0</b>	<b>0</b>	<b>44</b>	<b>362.2</b>	<b>329</b>	<b>162</b>	<b>140</b>	<b>14</b>	<b>7</b>	<b>140</b>	<b>8</b>	<b>425</b>	<b>20</b>	<b>1</b>

## CAREER TRANSACTIONS

**2005** — Selected by the Cleveland Indians organization in the 21st round of the First-Year Player Draft. **2010** — Traded to the Oakland Athletics for cash considerations, May 11.

### VS. THE AMERICAN LEAGUE

2011		CAREER												
ERA	W	L	S	G	IP	ER	vs. TEAM	ERA	W	L	S	G	IP	ER
0.00	0	0	0	2	2.0	0	Cleveland	0.00	0	0	0	2	2.0	0
27.00	0	0	1	0.2	2	0	Kansas City	27.00	0	0	0	1	0.2	2
0.00	0	0	0	1	0.1	0	Los Angeles	0.00	0	0	0	1	0.1	0
9.00	0	0	0	2	2.0	2	Texas	9.00	0	0	0	2	2.0	2

### BALLPARK BREAKDOWN

	ERA	W	L	S	G	IP	ER
Ballpark in Arlington	18.00	0	0	0	1	1.0	2
O.co Coliseum	9.00	0	0	0	3	2.0	2
Progressive Field	0.00	0	0	0	2	2.0	0

### FIELDING STATISTICS

Pitcher	Year	Pct.	G	PO	A	E	TC	DP
	2011	—	6	0	0	0	0	0
<b>Totals</b>		<b>—</b>	<b>6</b>	<b>0</b>	<b>0</b>	<b>0</b>	<b>0</b>	<b>0</b>

### MONTHLY BREAKDOWN

2011		CAREER												
ERA	W	L	S	G	IP	ER	by MONTH	ERA	W	L	S	G	IP	ER
0.00	0	0	0	2	2.0	0	August	0.00	0	0	0	2	2.0	0
12.00	0	0	0	4	3.0	4	September	12.00	0	0	0	4	3.0	4

### PITCHING BREAKDOWN

2011		CAREER												
ERA	W	L	S	G	IP	ER	by CATEGORY	ERA	W	L	S	G	IP	ER
9.00	0	0	0	3	2.0	2	Home	9.00	0	0	0	3	2.0	2
6.00	0	0	0	3	3.0	2	Road	6.00	0	0	0	3	3.0	2
27.00	0	0	0	1	0.2	2	Day	27.00	0	0	0	1	0.2	2
4.15	0	0	0	5	4.1	2	Night	4.15	0	0	0	5	4.1	2
—	0	0	0	0	0.0	0	Pre-ASG	—	0	0	0	0	0.0	0
7.20	0	0	0	6	5.0	4	Post-ASG	7.20	0	0	0	6	5.0	4
—	0	0	0	0	0.0	0	Starter	—	0	0	0	0	0.0	0
7.20	0	0	0	6	5.0	4	Reliever	7.20	0	0	0	6	5.0	4

### WAGNER'S CAREER BESTS

**Low Hit Complete Game:** None  
**Innings Pitched:** 1.0 (four times), last: September 20, 2011 vs. Texas  
**Strikeouts:** 1 (four times), last: September 9, 2011 at Texas  
**Longest Winning Streak:** None  
**Longest Losing Streak:** None  
**Longest Scoreless Streak:** 2.0, August 30 to 31, 2011

**SECOND BASEMAN****Height/Weight:** 5-9 / 161**Bats/Throws:** Switch / Right**Birthdate:** January 26, 1987**Opening Day Age:** 25**Birthplace/Resides:** Orlando, Florida / Altamonte Springs, Florida**Major League Service:** 114 days**Obtained:** Selected in the 1st round (12th selection overall) of the 2008 First-Year Player Draft**Contract Status:** First year of a one-year contract through 2012.**CAREER HIGHLIGHTS**

Made his Major League debut with Oakland in 2011 and hit .303 with eight triples and 22 stolen bases in 97 games...led Major League rookies in batting and triples...was named co-winner of the American League Rookie of the Month Award for June...was the A's first pick in the 2008 draft...batted .286 (250-for-873) with 41 stolen bases in 221 games in four seasons in the minors...had a 22-game hitting streak for Stockton in 2009...also played in the All-Star Futures Game that season...named to the Arizona Fall League Top Prospects Team in 2009...was named the A's ninth-best prospect by *Baseball America* following the 2008 season, the seventh best after 2009 and the fifth best after 2010.

**2011 HIGHLIGHTS**

Was one of the top rookies in the American League despite spending the first two months of the season in the minors...was selected by Oakland June 7 when Mark Ellis went on the disabled list and would go on to start 96 of the A's final 101 games at second base...batted .303 with 26 doubles, eight triples, two home runs, 36 RBI and 22 stolen bases in 97 games...his batting average was the best among Major League rookies with 350 or more plate appearances and his .340 on-base percentage was third best among AL rookies...the batting average was also the best among A's regulars and it was second best in Oakland history by a rookie to Mitchell Page, who hit .307 in 1977 (min. 350 plate appearances)...the triples tied for second most in Oakland history by a rookie and were the most since Luis Polonia set the record with 10 in 1987...the stolen bases were sixth best and the most since Polonia had 29...led ML rookies in triples...tied for second among AL rookies in stolen bases, ranked third in hits (123), doubles and multiple-hit games (35), fourth in total bases (171), fifth in runs (50) and extra base hits (36), and eighth in RBI...tied for fourth among all AL batters with his eight triples and that matched the sixth best single season total in Oakland history...they were the most by an Athletic with fewer than 100 games played since Bob Dillinger had nine in 84 games with the 1950 Philadelphia A's...his 123 hits and 26 doubles were the most by an Athletic with fewer than 100 games since Doc Cramer had 129 hits and 27 doubles in 92 games for the 1932 Philadelphia A's...also tied for sixth in the AL in caught stealing (11) and tied for the fourth lowest stolen base percentage (66.7%)...led the A's in triples, caught stealing and multiple-hit games...also topped the club with 14 games of three or more hits...hit .395 with runners in scoring position, which was the best among ML batters with at least 75 plate appearances with RISP...using the same minimum, the only Athletic with a better average with RISP since 1974 is Rickey Henderson (.419 in 1995)...batted .391 with RISP and two outs, which was fifth best in the AL...batted .370 during the day, which was the second highest day batting average in Oakland history among players with 150 or more day plate appearances (Danny Cater, .373 in 1968)...was 14-for-15 in stolen base attempts in 36 day games and 8-for-18 in 61 games at night...the switch-hitter batted .310 against right-handed pitching, .287 against left-handers...hit both of his home runs off righties...also hit .352 with runners on base, .321 at home and .310 after the All-Star Break...tied for the AL lead in triples after the break (5), tied for sixth in steals (15) and tied for eighth in hits (88)...started 84 of the A's final 91 games in the leadoff spot and hit .299 in 85 starts overall batting first...ranked third among AL leadoff hitters in batting average...had a team-leading .248 batting average with two strikes...hit .257 against a pitcher the first time he saw him in a game, .348 after that...batted .337 in the eighth inning or later...led AL second baseman with 13 errors in 96 games...had a .969 fielding percentage, which was the lowest by an A's second baseman with at least 81 games since Mike Edwards had a .962 mark in 1979.

**OAKLAND:** Was selected from Triple-A Sacramento June 7 and made his Major League debut at Baltimore that day...went 0-for-4 batting leadoff...hit ninth in each of his next nine starts, batting .406

(13 for 32) with three doubles, three triples and just one strikeout...recorded his first Major League hit June 8 at Baltimore when he doubled off Zach Britton in the third inning...added his first career triple in the eighth inning...stole his first base June 15 against Kansas City and had his first three RBI game the next day against the Royals...returned to the leadoff spot June 18 and made 84 of his final 86 starts batting first...stole two bases twice in the three-game series at New York (NL), June 21 and 23...was batting .362 with four doubles, three triples, six RBI and four stolen bases in 13 games when Ellis was reinstated from the DL June 22...continued to start at second base as Ellis was dealt to Colorado June 30...was named co-winner of the AL Rookie of the Month Award for June...shared the honor with Ben Revere (MIN) after batting .309 with seven doubles, three triples and six stolen bases in 21 games...it was the sixth time an Athletic won AL Rookie of the Month honors, but just the second time by a position player (Bobby Crosby, June 2004)...was batting .287 at the All-Star Break but then went 14-for-31 (.452) with six multiple-hit games in his first seven games after the break to lift his average to .320...matched his career high with three RBI July 27 against Tampa Bay...went hitless in back-to-back games Aug. 2-3 at Seattle as part of a career-long 0-for-14 streak...it was one of five times he went hitless in two straight games...never went three consecutive games without a hit...had a career-best 24-game errorless streak from Aug. 14 to Sept. 7...had a career-high 11-game hitting streak from Aug. 24 to Sept. 3...went 17-for-46 (.370) with 11 runs, five doubles and seven stolen bases during the streak, which tied for fourth longest by an AL rookie in 2011...had his only two-double games Aug. 26 at Boston and Aug. 29 at Cleveland...stole three bases in the first game of the doubleheader Aug. 27 at Boston to tie the Oakland single game record for stolen bases by a rookie...the last time was by Luis Polonia on June 20, 1987 vs. Texas...also had three two-steal games...had four straight multiple hit games for the second time, Sept. 6-10 (11-for-19, .579)...that included his first career four-hit game Sept. 7 against Kansas City, which gave him 102 hits over the first 80 games of his career...no one in Oakland history has reached 100 career hits in fewer games...the previous quickest was Ben Grieve who reached the century mark in his 83rd game...since 1919, the only Athletics to reach 100 hits in 80 games or fewer are Wally Moses (76th game, 1935) and Wid Matthews (80th game, 1923)...his average dropped to .295 Sept. 20 but he hit safely in each of his final eight games (13-for-33, .394) to finish the year at .303...hit his first ML home run Sept. 22 against Texas, a solo shot off Colby Lewis in the sixth inning...it snapped a career-opening 90-game homerless streak, which was second longest in Oakland history...Mike Bordick went 132 games before hitting his first home run May 10, 1992...hit his second home run the next day at Los Angeles...made his first career start in the three spot in the A's final game of the season Sept. 28 at Seattle and went 1-for-4...finished September with a .323 batting average, his best single-month mark of the season.

**SACRAMENTO:** Batted .321 with three home runs and 22 RBI in 45 games with the River Cats...added 29 walks for a .417 on-base percentage...also stole 10 bases...hit .333 (42-for-127) with all three of his home runs against right-handed pitching, compared to .298 (17-for-57) against left-handers...batted .404 with runners in scoring position...hit .387 with runners on, .275 with the bases empty...also hit .397 during the day and .337 on the road...appeared exclusively at second base on defense...committed seven errors in 43 games for a .965 fielding percentage...hit leadoff 42 times...reached base safely via hit or walk in each of his first 26 games, batting .327 with a .427 on-base percentage...stole two bases April 13 against Las Vegas...went 3-for-6 with three RBI April 28 at Las Vegas and was a single short of the cycle...had a nine-game hitting streak from May 21-31 (15-for-41, .366), his longest with the River Cats.

## CAREER

**2010**—Spent most of the season at Double-A Midland where he batted .267 with 14 doubles, seven triples, three home runs and 33 RBI in 67 games...missed two months of the season while on the disabled list and hit .306 during a 10-game rehab assignment with the A's affiliate in the Arizona Rookie League...combined with both teams for a .272 batting average in 77 games...had minor league highs in at bats (309), runs (52), doubles (16), triples (8) and stolen bases (16)...tied for third in the A's farm system in triples...hit .330 against left-handed pitching and .243 against right-handers...batted .219 over the first five innings of a game and .359 from the sixth inning on...hit .275 with a .349 on-base percentage in 73 games batting leadoff...appeared exclusively at second base on defense where he made 10 errors in 72 games for a .971 fielding percentage...also went 7 for 25 (.280) in five games at designated hitter...was named the A's fifth best prospect by *Baseball America* following the season...reached base safely in each of his first 28 road games, which was the longest such streak in the Texas League...hit .298 with a .381 on-base percentage during the streak...had a pair of six-game hitting streaks from April



18 to 24 (7 for 24, .292) and April 27 to May 3 (10 for 27, .370)...those were his longest hitting streaks of the season...was batting .304 with two home runs and 13 RBI in 26 games when he was placed on the disabled list May 7 with a strained left hip...was out of action until July 7 when he was sent to the A's affiliate in the Arizona Rookie League to begin a rehab assignment...had a pair of two steal games on July 16 and 19...also stole two bases with Midland at San Antonio Aug. 31...was reinstated from the DL July 21 and returned to Midland...drew a season-best four-walks July 28 against Frisco...collected a season-high four hits Aug. 13 against Tulsa...that started an eight-game stretch where he hit .429 (15 for 35)...was 1 for 13 (.077) in three postseason games for the RockHounds.

**2009**—Combined to hit .278 with nine home runs and 44 RBI in 80 games with Single-A Stockton and Double-A Midland after spending the first two months of the season on the disabled list...was batting .299 with a .385 on-base percentage in 50 games with the Ports before he was promoted to Midland Aug. 3...finished the season by hitting .238 in 30 games with the RockHounds...was successful in 9 of 10 (90.0%) stolen base attempts...batted .203 against left-handed pitching and .348 against right-handers at Stockton but then hit .333 against lefties and .182 against righties at Midland...appeared exclusively at second base on defense and committed six errors in 74 games for a .983 fielding percentage...began the season on the disabled list with a strained left hip...was reinstated May 27 and hit safely in each of his first 22 games...went 36 for 90 (.400) over that stretch with all seven of his Stockton home runs and 23 RBI...including June 12 at Visalia when he had a grand slam and a season-high four RBI...finished June with a .403 batting average and a .495 on-base percentage in 20 games...played for the United States in the All-Star Futures Game July 13 at St. Louis and went 0 for 2...collected a season-high five hits July 20 at Lancaster and had eight hits over a two-game stretch from July 19-20...was promoted to Midland Aug. 3...matched his season high with four RBI Aug. 27 at Corpus Christi...hit .290 with two home runs and eight RBI in eight postseason games to help the RockHounds to the Texas League Championship...played for Phoenix in the Arizona Fall League and hit .241 with six doubles, four triples, a home run and 11 RBI in 21 games...played in the AFL Rising Stars Game and was named to the AFL Top Prospects Team as the second baseman...was also named AFL Player of the Week, Nov. 1...named as the A's number seven prospect by *Baseball America* following the season.

**2008**—Was assigned to Single-A Kane County after signing July 8...batted .297 with a home run and eight RBI in 19 games with the Cougars...added 13 walks for a .422 on-base percentage...hit .346 against left-handed pitching and .271 against right-handers...hit .353 in the seventh inning or later and had a .346 average when leading off an inning...committed eight errors in 18 games at second base for a .911 fielding percentage (90 total chances)...hit .347 with six walks (.448 on-base percentage) in 12 games batting leadoff...compiled a season best 10-game hitting streak from July 14 to 25 (17 for 43, .395)...hit his first professional home run July 24 at Fort Wayne...was placed on the disabled list Aug. 14 with a strained left hip and missed the remainder of the season...was named the A's ninth best prospect by *Baseball America* following the season.

## PERSONAL/MISCELLANEOUS

Jemile Nykiwa Weeks was originally signed by A's scout Trevor Schaffer...graduated from Lake Brantley (FL) High School in 2005...was a First Team All-State selection as a senior...attended the University of Miami where he was a First Team All-America selection by *Collegiate Baseball* and First Team All-ACC in 2008...was a Louisville Slugger Freshman All-America selection in 2006...brother, Rickie, plays for the Milwaukee Brewers...signed autographs for Oakland elementary students at the A's Community Fund Holiday Party and took part in a Food and Fund Drive at the Alameda County Community Food Bank Food this past off-season.

## OAKLAND ROOKIE BESTS

### BATTING AVERAGE (min. 350 pa)

.307	Mitchell Page, 1977
<b>.303</b>	<b>Jemile Weeks, 2011</b>
.290	Brent Gates, 1993
.290	Troy Neel, 1993
.289	Mark McGwire, 1987

### TRIPLES

10	Luis Polonia, 1987
<b>8</b>	<b>Jemile Weeks, 2011</b>
8	Mitchell Page, 1977
5	five players tied

### STOLEN BASES

42	Mitchell Page, 1977
33	Rickey Henderson, 1979
29	Luis Polonia, 1987
28	Herb Washington, 1974
27	Mike Edwards, 1978
<b>22</b>	<b>Jemile Weeks, 2011</b>

## LIFETIME PLAYING RECORD

Year	Club	AVG.	G	AB	R	H	2B	3B	HR	RBI	SH	SF	HP	BB	SO	SB	CS	SLG	OBP	E
2008	Kane County	.297	19	74	11	22	3	1	1	8	0	0	3	13	12	6	2	.405	.422	8
2009	Stockton	.299	50	201	29	60	9	2	7	31	1	1	3	26	40	5	1	.468	.385	3
	Midland	.238	30	105	10	25	5	0	2	13	4	3	1	10	16	4	0	.343	.303	3
2010	Midland	.267	67	273	43	73	14	7	3	33	2	6	3	28	37	11	6	.403	.335	9
	Arizona A's	.306	10	36	9	11	2	1	0	1	0	0	1	7	4	5	1	.417	.432	1
2011	Sacramento	.321	45	184	30	59	6	4	3	22	1	1	2	29	32	10	4	.446	.417	7
	OAKLAND	.303	97	406	50	123	26	8	2	36	2	4	4	21	62	22	11	.421	.340	13
<b>ML Totals</b>		<b>.303</b>	<b>97</b>	<b>406</b>	<b>50</b>	<b>123</b>	<b>26</b>	<b>8</b>	<b>2</b>	<b>36</b>	<b>2</b>	<b>4</b>	<b>4</b>	<b>21</b>	<b>62</b>	<b>22</b>	<b>11</b>	<b>.421</b>	<b>.340</b>	<b>13</b>

## CAREER TRANSACTIONS

**2005** — Selected by the Milwaukee Brewers organization in the 8th round of the First-Year Player Draft, did not sign.

**2008** — Selected by the Oakland Athletics organization in the 1st round (12th selection overall) of the First-Year Player Draft.

### VS. THE AMERICAN LEAGUE

2011					CAREER					
AVG.	AB	H	HR	RBI	vs. TEAM	AVG.	AB	H	HR	RBI
.400	20	8	0	1	Baltimore	.400	20	8	0	1
.417	12	5	0	0	Boston	.417	12	5	0	0
.286	14	4	0	2	Chicago	.286	14	4	0	2
.333	18	6	0	2	Cleveland	.333	18	6	0	2
.167	18	3	0	1	Detroit	.167	18	3	0	1
.462	26	12	0	6	Kansas City	.462	26	12	0	6
.385	39	15	1	8	Los Angeles	.385	39	15	1	8
.286	14	4	0	1	Minnesota	.286	14	4	0	1
.345	29	10	0	3	New York	.345	29	10	0	3
—	0	0	0	0	Oakland	—	0	0	0	0
.176	51	9	0	0	Seattle	.176	51	9	0	0
.276	29	8	0	6	Tampa Bay	.276	29	8	0	6
.340	50	17	1	4	Texas	.340	50	17	1	4
.160	25	4	0	0	Toronto	.160	25	4	0	0

### VS. THE NATIONAL LEAGUE

2011					CAREER					
AVG.	AB	H	HR	RBI	vs. TEAM	AVG.	AB	H	HR	RBI
.333	12	4	0	1	Arizona	.333	12	4	0	1
.308	13	4	0	0	Florida	.308	13	4	0	0
.167	12	2	0	0	New York	.167	12	2	0	0
.250	12	3	0	0	Philadelphia	.250	12	3	0	0
.417	12	5	0	1	San Francisco	.417	12	5	0	1

### MONTHLY BREAKDOWN

2011					CAREER					
AVG.	AB	H	HR	RBI	by MONTH	AVG.	AB	H	HR	RBI
.309	81	25	0	6	June	.309	81	25	0	6
.296	108	32	0	13	July	.296	108	32	0	13
.288	118	34	0	5	August	.288	118	34	0	5
.323	99	32	2	12	September	.323	99	32	2	12

### BATTING BREAKDOWN

2011					CAREER					
AVG.	AB	H	HR	RBI	by CATEGORY	AVG.	AB	H	HR	RBI
.321	209	67	1	22	Home	.321	209	67	1	22
.284	197	56	1	14	Road	.284	197	56	1	14
.370	146	54	1	14	Day	.370	146	54	1	14
.265	260	69	1	22	Night	.265	260	69	1	22
.287	122	35	0	8	Pre-ASG	.287	122	35	0	8
.310	284	88	2	28	Post-ASG	.310	284	88	2	28
.287	129	37	0	11	vs. LHP	.287	129	37	0	11
.310	277	86	2	25	vs. RHP	.310	277	86	2	25
.395	81	32	0	32	RISP	.395	81	32	0	32
.600	5	3	0	5	Loaded	.600	5	3	0	5
.000	1	0	0	0	Pinch Hitter	.000	1	0	0	0
—	0	0	0	0	Designated Hitter	—	0	0	0	0

### BALLPARK BREAKDOWN

	AVG.	AB	H	HR	RBI
Angel Stadium	.385	13	5	1	4
Ballpark in Arlington	.269	26	7	0	1
Camden Yards	.429	7	3	0	0
Citi Field	.167	12	2	0	0
Citizens Bank Park	.250	12	3	0	0
Comerica Park	.000	5	0	0	0
Fenway Park	.417	12	5	0	0
O.co Coliseum	.321	209	67	1	22
Progressive Field	.333	18	6	0	2
Rogers Centre	.200	10	2	0	0
Safeco Field	.148	27	4	0	0
Tropicana Field	.417	12	5	0	2
U.S. Cellular Field	.286	14	4	0	2
Yankee Stadium	.345	29	10	0	3

### FIELDING STATISTICS

#### Second Base

YEAR	PCT.	G	PO	A	E	TC	DP
2011	.969	96	148	261	13	422	49
<b>Totals</b>	<b>.969</b>	<b>96</b>	<b>148</b>	<b>261</b>	<b>13</b>	<b>422</b>	<b>49</b>

### WEEKS' CAREER HIGHS

**Hits:** 4, September 7, 2011 vs. Kansas City  
**Home Runs:** 1 (twice), last: September 23, 2011 at Los Angeles (AL)  
**Runs Batted In:** 3 (twice), last: July 27, 2011 vs. Tampa Bay  
**Stolen Bases:** 3, August 27, 2011 at Boston; 2 (three times), last: August 25, 2011 at New York (AL)  
**Hitting Streak:** 11, August 24 to September 3, 2011  
**Hitless Streak (At Bats):** 14, August 1 to 5, 2011  
**Grand Slams:** None.  
**Pinch-Hit Home Runs:** None.  
**Inside-The-Park Home Runs:** None.  
**Game Ending Home Runs:** None.  
**Lead Off Home Runs:** 1, September 23, 2011 at Los Angeles-AL (Jered Weaver).

# ROSTER

MANAGER: Bob Melvin. COACHES: 30 Chili Davis, 3 Mike Gallego, 5 Chip Hale, 44 Rick Rodriguez, 46 Tye Weller, 41 Curt Young. BULLPEN CATCHER: 99 Casey Chevez. TRAINERS: Nick Paparesta, Walt Horn, Brian Schultman. TRAVELING SECRETARY: Mickey Morabito. EQUIPMENT MANAGER: Steve Yuginich. VIDEO COORDINATOR: Adam Rhoden. MESSAGE THERAPIST: Ozzie Lyles. STRENGTH & CONDITIONING: Mike Henriques.

NO	PITCHERS (20)	B	T	HT	WT	BORN	BIRTHPLACE	RESIDENCE	2011 CLUBS	W	L	ERA	G	GS	CG	SHO	SV	IP	H	R	ER	BB	SO	MIL SERVICE
49	Brett Anderson	L	L	6-4	233	2-1-88	Midland, TX	Silverwater, OK	OAKLAND	3	6	4.00	13	13	1	0	0	83.1	86	40	37	25	61	3 years
50	Grant Balfour	R	L	6-2	200	12-30-77	Sydney, Australia	Cleawater, FL	OAKLAND	5	2	2.47	62	0	0	0	2	62.0	44	17	17	10	59	7 years, 99 days
13	Jerry Blevins	L	L	6-6	175	9-6-83	Johnson City, TN	Swanton, OH	OAKLAND	0	0	9.00	1	0	0	0	0	1.0	2	1	1	1	0	0
51	Dallas Braden	L	L	6-1	185	8-13-83	Phoenix, AZ	Stockton, CA	Sacramento	2	0	2.86	26	0	0	0	0	28.1	24	14	9	14	26	2 years, 81 days
38	Andrew Caigian	R	L	5-11	233	7-23-86	New London, CT	Norwich, CT	OAKLAND	1	0	3.00	3	3	0	0	0	18.0	18	7	6	5	15	4 years, 39 days
									Stockton	1	0	0.00	9	0	0	5	11.0	4	1	0	2	4	19	27 days
									Midland	0	0	3.18	11	0	0	0	0	11.1	10	4	4	3	15	0
									OAKLAND	0	0	4.26	6	0	0	0	0	6.1	8	4	3	2	5	0
52	Bartolo Colon	R	R	5-11	267	5-24-73	Alta Mira, D.R.	Puerto Plata, D.R.	NEW YORK (AL)	8	10	4.00	29	26	1	1	0	164.1	172	85	73	40	135	13 years, 61 days
48	Ryan Cook	R	R	6-2	217	6-30-87	Clovis, CA	Clovis, CA	Mobile	0	4	2.25	34	0	0	0	13	44.0	28	11	14	50	36 days	
									ARIZONA	0	1	7.04	12	0	0	0	0	7.2	11	6	6	8	7	0
									Reno	0	1	2.12	14	0	0	0	6	17.0	13	6	4	8	12	0
60	Fautino De Los Santos	R	R	6-2	225	2-15-86	Samana, D.R.	Samana, D.R.	Midland	0	0	2.89	8	0	0	0	3	9.1	8	3	3	4	15	97 days
									Sacramento	0	0	1.83	15	0	0	0	0	19.2	18	4	4	12	21	0
									OAKLAND	3	2	4.32	34	0	0	0	0	33.1	27	19	16	17	43	0
33	Joey Devine	R	R	6-0	235	9-19-83	Junction City, KS	Roswell, GA	Sacramento	4	1	4.24	23	0	0	0	3	23.1	15	12	11	9	35	4 years, 69 days
									OAKLAND	1	1	3.52	26	0	0	0	0	23.0	18	9	9	11	20	0
									Arizona A's	0	0	9.00	1	0	0	0	0	1.0	0	1	1	1	2	None
67	Sean Doolittle	L	L	6-3	212	9-26-86	Rapid City, SD	Tabernacle, NJ	Arizona A's	0	0	4.50	2	2	0	0	0	2.0	3	1	1	0	6	None
65	Pedro Figueroa	L	L	6-0	214	11-23-85	Santo Domingo, D.R.	Santo Domingo, D.R.	Arizona A's	0	0	4.50	2	2	0	0	0	2.0	3	1	1	0	6	None
40	Brian Fuentes	L	L	6-4	230	8-9-75	Merced, CA	Merced, CA	OAKLAND	2	8	3.70	67	0	0	0	12	58.1	52	30	24	20	42	9 years, 125 days
45	Graham Godfrey	R	R	6-3	204	8-9-84	Tampa, FL	Birmingham, AL	Midland	0	0	0.00	1	1	0	0	0	4.0	3	2	0	1	6	43 days
									Sacramento	14	3	2.86	19	18	0	0	0	107.1	92	38	32	30	89	0
									OAKLAND	1	2	3.96	5	4	0	0	0	25.0	32	14	11	5	13	0
32	Brandon McCarthy	R	R	6-7	200	7-7-83	Glendale, CA	Dallas, TX	OAKLAND	9	9	3.32	25	25	5	1	0	170.2	168	73	63	25	123	5 years, 122 days
									Stockton	1	0	0.00	2	2	0	0	0	10.0	7	2	0	0	8	0
57	Tommy Milone	L	L	6-0	205	2-16-87	Saugus, CA	Agua Dulce, CA	Syracuse	12	6	3.22	24	24	0	0	0	148.1	137	55	53	16	155	26 days
									WASHINGTON	1	0	3.81	5	5	0	0	0	26.0	28	11	11	4	15	0
59	Jordan Norberto	L	L	6-0	195	12-8-86	Nagua, D.R.	Nagua, D.R.	Reno	6	2	4.25	41	0	0	0	1	48.2	46	26	23	26	54	132 days
									OAKLAND	0	0	8.10	6	0	0	0	0	6.2	8	6	6	7	4	0
									Sacramento	0	0	1.08	6	0	0	0	1	8.1	6	1	1	4	10	0
21	Jarrod Parker	R	R	6-1	195	11-24-88	Fort Wayne, IN	Bluffton, IN	Mobile	11	8	3.79	26	26	0	0	0	130.2	112	61	55	55	112	10 days
									ARIZONA	10	2	0.00	1	1	0	0	0	5.2	4	0	0	1	1	1
47	Brad Peacock	R	R	6-1	175	2-2-88	Palm Beach, FL	West Palm Beach, FL	Harrisburg	0	2	2.01	16	14	1	0	0	98.2	62	25	22	23	129	12 days
									Syracuse	5	1	3.19	9	9	0	0	0	48.0	36	18	17	24	48	0
									WASHINGTON	2	0	0.75	3	2	0	0	0	12.0	7	1	1	1	6	4

NO	PITCHERS	B	T	HT	WT	BORN	BIRTHPLACE	RESIDENCE	2011 CLUBS	W	L	ERA	G	GS	CG	SHO	SV	IP	H	R	ER	BB	SO	ML SERVICE
66	Tyson Ross	R	R	6-6	230	4-22-87	Berkeley, CA	Oakland, CA	OAKLAND	3	3	2.75	9	6	0	0	0	36.0	33	12	11	13	24	1 year, 33 days
									Sacramento	0	0	7.61	1	0	0	0	0	36.2	52	34	31	22	34	
									Stockton	0	0	9.00	1	0	0	0	0	1.0	2	1	1	1	1	
62	Neil Wagner	R	R	6-0	195	1-1-84	Minneapolis, MN	Eden Prairie, MN	Midland	1	3	3.38	28	0	0	0	0	29.1	31	18	14	13	53	30 days
									Sacramento	2	1	3.10	22	0	0	0	2	20.0	27	10	10	10	34	
									OAKLAND	0	0	7.20	6	0	0	0	5.0	6	7	4	3	4	3	
NO	CATCHERS (4)	B	T	HT	WT	BORN	BIRTHPLACE	RESIDENCE	2011 CLUBS	AVG.	G	AB	R	H	2B	3B	HR	RBI	BB	SO	SB	CS	ML SERVICE	
20	Josh Donaldson	R	R	6-0	221	12-9-85	Pensacola, FL	Daphne, AL	Sacramento	.261	115	444	79	116	28	0	17	70	51	100	13	4	39	days
72	Derek Norris	R	R	6-0	210	2-14-89	Goddard, KS	Goddard, KS	Harrisburg	.210	104	334	75	17	1	20	46	77	117	13	4	None		
26	Anthony Recker	R	R	6-2	242	8-29-83	Allentown, PA	Catasauqua, PA	Sacramento	.287	99	345	61	99	24	1	16	48	56	81	7	5	37 days	
									OAKLAND	.176	5	17	3	3	1	0	0	4	7	0	0	4		
8	Kurt Suzuki	R	R	5-11	196	10-4-83	Wailuku, HI	Torrance, CA	OAKLAND	.237	134	460	54	109	26	0	14	44	38	64	2	2	4 years, 113 days	
NO	INFELDERS (9)	B	T	HT	WT	BORN	BIRTHPLACE	RESIDENCE	2011 CLUBS	AVG.	G	AB	R	H	2B	3B	HR	RBI	BB	SO	SB	CS	ML SERVICE	
14	Brandon Allen	L	R	6-2	235	2-12-86	Conroe, TX	Montgomery, TX	Reno	.306	83	304	75	93	21	4	18	66	64	90	7	4	141 days	
									ARIZONA	.172	11	29	5	5	0	0	3	7	13	1	0	0		
									Sacramento	.250	10	40	4	10	2	1	3	6	2	11	0	0		
10	Danic Barton	L	R	6-0	204	8-16-85	Springfield, VT	Corona, CA	OAKLAND	.205	41	146	30	9	2	3	11	55	2	0	0	0		
									OAKLAND	.212	67	236	27	13	0	0	21	39	47	2	1	0	3 years, 57 days	
									Sacramento	.197	17	61	10	12	2	0	4	14	16	0	0	0		
22	Chris Carter	R	R	6-4	244	12-18-86	Redwood City, CA	Las Vegas, NV	Sacramento	.274	75	296	55	81	18	2	18	72	42	85	5	1	62 days	
									Stockton	.333	6	24	3	8	0	0	3	7	4	8	0	0		
25	Kila Ka'aihue	L	R	6-4	235	3-29-84	Kailua, HI	Honolulu, HI	OAKLAND	.136	15	44	2	6	0	0	0	0	2	20	0	0	139 days	
									KANSAS CITY	.195	23	82	6	16	4	0	2	6	12	26	0	0		
									Omaha	.272	95	323	43	88	19	0	11	65	57	81	1	1		
2	Cliff Pennington	S	R	5-10	213	6-15-84	Corpus Christi, TX	Missouri City, TX	OAKLAND	.264	148	515	57	136	26	2	8	58	42	104	14	9	2 years, 114 days	
7	Adam Rosales	R	R	6-1	195	5-20-83	Chicago, IL	Phoenix, AZ	Sacramento	.265	40	147	23	39	5	1	3	22	13	32	1	1	2 years, 171 days	
									OAKLAND	.098	24	61	5	6	0	0	2	8	4	13	0	0		
29	Scott Sizemore	R	R	6-0	185	1-4-85	Virginia Beach, VA	Chesapeake, VA	Toledo	.408	23	76	17	31	7	1	2	15	12	19	3	1	1 year, 46 days	
									DETROIT	.222	17	63	8	14	1	0	0	4	10	19	1	1		
									Sacramento	.267	9	30	11	8	2	0	1	3	12	4	2	1		
28	Eric Segard	L	R	5-10	188	5-22-86	Phoenix, AZ	Phoenix, AZ	OAKLAND	.249	93	305	42	76	21	1	11	52	43	93	4	2		
									Sacramento	.298	79	315	55	94	16	2	5	37	40	34	13	4	96 days	
									OAKLAND	.200	27	70	7	14	3	0	2	4	13	0	0	0		
19	Jemie Weeks	S	R	5-9	161	1-26-87	Orlando, FL	Allamonte Springs, FL	Sacramento	.321	45	184	30	59	6	4	3	22	29	32	10	4	114 days	
									OAKLAND	.303	97	406	50	123	26	8	2	36	21	62	22	11		
NO	OUTFIELDERS (7)	B	T	HT	WT	BORN	BIRTHPLACE	RESIDENCE	2011 CLUBS	AVG.	G	AB	R	H	2B	3B	HR	RBI	BB	SO	SB	CS	ML SERVICE	
12	Collin Cowgill	R	L	5-9	184	5-22-86	Lexington, KY	Lexington, KY	Reno	.354	98	395	95	140	24	8	13	70	51	63	30	3	65 days	
									ARIZONA	.239	36	92	8	22	3	0	1	9	8	28	4	2		
4	Coco Crisp	S	R	5-10	185	11-1-79	Los Angeles, CA	Rancho Mirage, CA	OAKLAND	.264	136	531	69	140	27	5	8	54	41	65	49	9	8 years, 159 days	
31	Jonny Gomes	R	R	6-1	223	11-22-80	Petaluma, CA	Scottsdale, AZ	CINCINNATI	.211	77	218	30	46	8	0	1	31	38	74	5	3	6 years, 97 days	
									WASHINGTON	.204	43	93	11	19	4	0	3	12	10	31	2	0		
64	Jermane Mitchell	L	L	6-0	216	11-2-84	Naples, TX	Daingefield, TX	Midland	.355	74	304	67	108	15	13	10	50	54	65	14	13	None	
									Sacramento	.302	56	232	48	70	14	3	5	28	39	47	13	5		

NO	OUTFIELDERS	B	T	HT	WT	BORN	BIRTHPLACE	RESIDENCE	2011 CLUBS	AVG.	G	AB	R	H	2B	3B	HR	RBI	BB	SO	SB	CS	ML SERVICE
16	Josh Reddick	L	R	6-2	180	2-19-87	Savannah, GA	Guyton, GA	Pawucket	.230	52	191	37	44	9	1	14	36	33	39	4	1	1 year, 50 days
15	Seah Smith	L	L	6-3	210	9-30-82	Jackson, MS	Brandon, MS	BOSTON	.280	87	254	41	71	18	3	7	28	19	50	1	2	3 years, 119 days
23	Michael Taylor	R	R	6-5	256	12-19-85	Chesley, MD	Apopka, FL	Sacramento	.272	93	349	51	95	16	0	16	64	46	83	10	2	5 27 days
								OAKLAND		.200	11	30	4	6	0	0	1	1	5	11	0	0	

### OAKLAND A'S NON-ROSTER INVITEES TO SPRING TRAINING

NO	PITCHERS (6)	B	T	HT	WT	BORN	BIRTHPLACE	RESIDENCE	2011 CLUBS	W	L	ERA	G	GS	CG	SHO	SV	IP	R	ER	BB	SO	ML SERVICE		
55	Fabio Castro	L	L	5-7	185	1-20-85	Monte Cristi, DR	Santiago, DR	Yacoma	5	4	3.63	24	12	0	0	0	1	79.1	74	40	32	34	64	1 year, 67 days
54	Edgar Gonzalez	R	R	6-2	210	2-23-83	Monterrey, Mexico	San Nicolas, Mexico	Durham	3	3	4.56	11	11	0	0	0	53.1	62	32	27	17	34	3 years, 146 days	
									Colorado Springs	5	3	5.29	15	14	0	0	0	80.0	93	56	47	24	53		
									COLORADO	0	0	9.00	1	0	0	0	0	2.0	5	2	2	1	1		
63	Sonny Gray	R	R	5-11	180	11-7-89	Nashville, TN	Snyrna, TN	Arizona's	0	1	4.50	1	1	0	0	0	2.0	4	1	1	0	2	None	
									Midland	1	0	0.45	5	5	0	0	0	20.0	15	1	1	0	6	18	
53	Jim Miller	R	R	6-1	200	4-28-82	Randolph, NJ	Virginia Beach, VA	Colorado Springs	8	5	5.25	65	0	0	0	24	72.0	93	48	42	21	73	51 days	
									COLORADO	0	0	2.57	6	0	0	0	0	7.0	3	2	4	5	5		
73	Travis Schlichting	R	R	6-4	204	10-19-84	Denver, CO	Round Rock, TX	Albuquerque	5	3	7.10	51	0	0	0	4	64.2	78	54	30	51	43	143 days	
58	Evan Scribner	R	R	6-3	190	7-19-85	New Milford, CT	Washington Depot, CT	Tucson	2	3	4.71	28	0	0	0	10	28.2	27	15	15	12	27	70 days	
									SAN DIEGO	0	0	7.07	10	0	0	0	0	14.0	18	11	4	10	4		
70	Erick Threats	L	L	6-5	240	11-4-81	Hayward, CA	Livermore, CA	(Injured - Did not pitch)															1 year, 28 days	
56	Merkin Valdez	R	R	5-9	212	11-5-81	San Cristobal, D.R.	San Cristobal, D.R.	Albuquerque	4	2	3.58	38	0	0	0	0	4	50.1	47	23	20	24	43	2 years, 87 days
									Round Rock	1	0	2.35	12	0	0	0	0	4	15.1	14	4	4	5	14	
									TEXAS	0	0	6.23	5	0	0	0	0	4.1	7	3	3	1	6		

NO	CATCHERS (3)	B	T	HT	WT	BORN	BIRTHPLACE	RESIDENCE	2011 CLUBS	AVG.	G	AB	R	H	2B	3B	HR	RBI	BB	SO	SB	CS	ML SERVICE	
71	Ryan Ortiz	R	R	6-3	200	9-29-87	San Pedro, CA	San Diego, CA	Stockton	.340	28	97	17	33	5	0	4	21	22	2	2	0	0	None
									Midland	.237	47	152	19	36	4	0	2	14	21	40	2	0	0	
11	Landon Powell	S	R	6-3	265	3-19-82	Raleigh, NC	Greenville, SC	OAKLAND	.171	36	111	10	19	3	0	1	4	11	32	0	0	0	2 years, 153 days
									Sacramento	.283	12	46	6	13	0	0	1	5	7	9	0	0	0	
61	Max Stassi	R	R	5-10	206	3-15-91	Woodland, CA	Yuba City, CA	Stockton	.231	31	121	22	28	6	0	2	19	16	22	1	1	None	
NO INFELDERS (1)		B	T	HT	WT	BORN	BIRTHPLACE	RESIDENCE	2011 CLUBS	AVG.	G	AB	R	H	2B	3B	HR	RBI <td>BB</td> <td>SO <td>SB <td>CS <td>ML SERVICE</td> </td></td></td>	BB	SO <td>SB <td>CS <td>ML SERVICE</td> </td></td>	SB <td>CS <td>ML SERVICE</td> </td>	CS <td>ML SERVICE</td>	ML SERVICE	
17	Wes Timmons	R	R	6-0	185	7-12-78	Morgantown, WV	Jacksonville, FL	Sacramento	.321	56	190	34	61	14	0	3	34	30	10	5	3	None	
									Midland	.365	39	156	21	57	6	0	5	28	8	11	7	0		

NO	OUTFIELDERS (6)	B	T	HT	WT	BORN	BIRTHPLACE	RESIDENCE	2011 CLUBS	AVG.	G	AB	R	H	2B	3B	HR	RBI	BB	SO	SB	CS	ML SERVICE
35	Michael Choice	R	R	6-0	215	11-10-89	Fort Worth, TX	Arlington, TX	Stockton	.285	118	467	79	133	28	1	30	82	61	134	9	5	None
68	Jeff Fiorentino	L	R	6-1	186	4-14-83	Pembroke Pines, FL	Plantation, FL	Bowie	.250	20	56	6	14	1	2	2	13	10	14	3	0	94 days
									Mississippi	.238	13	42	8	10	4	0	5	4	6	7	0	0	
									Gwinnett	.260	80	208	30	54	13	0	5	20	28	40	3	1	
36	Grant Green	R	R	6-3	180	9-27-87	Fullerton, CA	Anaheim, CA	Midland	.291	127	530	79	154	33	1	9	62	39	119	6	8	None
18	Cedric Hunter	L	L	6-0	185	3-10-88	Decatur, GA	Decatur, GA	SAN DIEGO	.250	6	4	1	1	0	0	0	0	0	0	0	0	10 days
									Tucson	.255	81	282	44	72	17	3	2	33	28	24	9	4	
37	Brandon Moss	L	R	6-0	210	9-16-83	Monroe, GA	Loganville, GA	Lehigh Valley	.275	124	436	66	120	31	1	23	80	62	127	4	6	2 years, 40 days
									PHILADELPHIA	.000	5	6	0	0	0	0	0	0	0	0	0	0	
									Buffalo	.186	14	59	8	11	1	0	3	6	3	12	1	0	1 year, 23 days
39	Jason Pridle	L	R	6-1	203	10-9-83	Phoenix, AZ	Gilbert, AZ	NEW YORK (NL)	.231	101	208	28	48	11	3	4	20	24	64	7	1	

*Brandon McCarthy set an Athletics record for strikeout-to-walk ratio in 2011 (4.92).*



**2011 REVIEW**





---

## SEASON IN REVIEW

---

**2011 RECAP:** The A's finished the 2011 season with a 74-88 record, which was their worst mark since 1998 when they also went 74-88...it marked the fifth consecutive season the A's finished without a winning record, which is the third longest streak in Oakland history...had six consecutive seasons with a .500 record or lower from 1982-87 and 1993-98...the only other teams without a winning record over the last five years are Baltimore, Kansas City, Pittsburgh and Washington...finished in third place in the American League West, 22 games behind Texas...spent one day tied for first, three days in second, seven days tied for second, 102 days in third, five days tied for third and 61 days in fourth...were seventh in the AL Wild Card, 17 games behind Tampa Bay...spent the first month and a half of the season near the .500 mark as the A's were never more than three games under .500 or two games over .500 through May 17...did not win or lose more than three consecutive games over that span...May 17 marked the A's only day in first place in the AL West as their 22-20 record matched Texas...then lost each of their next six games before winning five of six from May 24-29...that put the A's in a tie for third place with a 27-27 record, trailing Texas by just 1½ games...however, that would be the A's last day at .500 as they lost each of their next 10 games from May 30 to June 9...the 10-game losing streak matched the fifth longest in Oakland history and it dropped the A's eight games behind Texas...Bob Melvin replaced Bob Geren as manager June 9 and the A's went 47-52 under Melvin after going 27-36 with Geren at the helm...lost four of their first five games under Melvin but then put together a season-best six-game winning streak from June 15-21, pulling the A's to within six games of .500 at 34-40...were 39-49 and trailed the Rangers by eight games entering the final series before the All-Star Break, a four-game set at Texas, July 7-10...were swept in that series and went into the break with a 39-53 record, 12 games out of first...played .500 ball after the break (35-35) but did not get closer than 11½ games back the rest of the way...lost to Kansas City 7-4 on Sept. 6, which officially eliminated the A's from the Wild Card race in game 142...dropped an 8-1 decision at Texas Sept. 11 and were officially eliminated from the playoffs in game 146.

**PITCHING:** The A's compiled a 3.71 ERA, which ranked third in the American League...set an Athletics franchise record with 1160 strikeouts, breaking the previous mark of 1124 set in 2009...led the AL in lowest opponents slugging percentage (.378) for the second consecutive season and that was the best mark by an AL team since the A's had a .376 mark in 2003...also allowed the fewest home runs (136), doubles (245) and extra base hits (407) in the AL, hit the second fewest batters (41), ranked third in pickoffs (20), fourth in opponents batting average (.250) and sixth in on-base percentage (.317)...issued just three balks, which tied for the fewest in the AL...allowed the third most sacrifice hits (45) and tied for the third fewest sacrifice flies (41)...averaged 3.89 pitches per batter faced, which was second most and the most by an A's team since pitch counts were tracked beginning in 1988...65 batters reached base on an error, which was also second most in the league...the A's have not posted an ERA above 4.28 over the last 11 years (since 2001) and have a 3.89 ERA over that span, which is the lowest in the AL and third lowest in the majors behind the Braves (3.85) and Dodgers (3.87)...also have the fewest home runs in the AL since 2001 (1626), the lowest opponents batting average (.254), on-base percentage (.321) and slugging percentage (.393), the most shutouts (128) and the second most complete games (85).

**STARTING PITCHING:** A's starting pitchers were 59-63 with a 3.70 ERA...the ERA ranked fourth in the American League...had the lowest opponents slugging percentage in the AL (.381) and also allowed the fewest home runs (96), doubles (166) and extra base hits (280)...had the fourth lowest opponents batting average (.252) and the seventh lowest on-base percentage (.315)...tied for the lead in fewest hit batters (28) and most caught stealing (35)...had 758 strikeouts, which was second most by starting pitchers in Oakland history (766 in 1971)...starters were 21-19 with a 3.13 ERA in 60 games through June 5, the day Brett Anderson made his final start...went 38-44 with a 4.04 ERA over the final 102 games...Rich Harden was the A's oldest starter, making his final start at the age of 29 years, 299 days...this was just the third season in Athletics history in which the A's did not have a 30-year old pitcher make a start...the other two seasons were 1968 and 1969...issued just four intentional walks, which tied for second fewest in the AL and was third fewest in Athletics history (2 in 1985, 3 in 1982)...averaged 3.84 pitches per batter faced, which was third highest in the AL.

**THE BULLPEN:** The A's bullpen compiled a 3.74 ERA, which ranked eighth in the American League... had 39 saves, which tied for fourth, but had 18 blown saves for a save percentage of 68.4...that ranked seventh in the AL...also ranked sixth in opponents slugging percentage (.371), eighth in opponents on-base percentage (.323) and 10th in opponents batting average (.247)...allowed 70 of 208 (33.7%) inherited runners to score, which was the fourth highest percentage in the AL...first batters faced hit .250, which was fifth highest in the AL...had the third most first batter strikeouts (101)...had a 2.60 ERA and .217 opponents batting average over the first 43 games through May 18...then logged a 4.09 ERA and .255 opponents average over the final 119 contests...had the fewest wins (15) and the lowest winning percentage (.375) in the AL...the winning percentage was third lowest in Oakland history and the lowest since 1986 (.341)...the wins tied for fourth fewest in a non-strike season and were the fewest since 1990 (14)...were charged with the most unearned runs in the AL (34), tied for second in fewest hit batters (13) and tied for third in fewest home runs (40).

**OFFENSE:** The A's batted .244 with a .311 on-base percentage and .369 slugging percentage, all of which ranked third lowest in the American League...also had the third fewest runs scored (645) and the third fewest home runs (114)...the home runs were sixth fewest in Oakland history in a non-strike season but were five more than the A's total from 2010...averaged 3.98 runs per game, which was sixth lowest in Oakland history and the lowest since the 1979 club averaged 3.54...were shutout 15 times, which tied for second most in the AL...it is also third most in Oakland history and the most since the 1979 club was blanked 17 times...the on-base percentage is seventh lowest in Oakland history and the lowest since 1982 (.309)...the batting average is also seventh lowest and is second lowest since 1983 (.242 in 2008)...the slugging percentage was ninth lowest and second lowest since 1983 (.369 in 2008)...had a .230 batting average against left-handed pitching, which was the lowest mark in the AL and the lowest in Oakland history...walked just 509 times, which was sixth fewest in a non-strike season in Oakland history and the fewest since 1985 (508)...had just 20 intentional walks, which was the fewest in the majors for the third consecutive season...topped 100 steals for the third consecutive season with 117, which ranked eighth in the AL...were second in the league with 24 steals of third and tied for second in fewest times picked off (4)...tied for second in the AL with 57 sacrifice flies, which was the eighth best total in Oakland history...ranked first in the AL in highest percentage of pitches taken (57.5%) and lowest percentage of swings that missed (18.3%)...had the fewest infield hits in the league (112).

**DEFENSIVE DOINGS:** The A's ranked last in the American League and second to last in the majors with a .979 fielding percentage...committed 124 errors...only the Chicago Cubs, with 134, made more...it marked the first time the A's finished last in the AL in fielding since 1998 (141 errors, .977 fielding percentage)...it was the A's lowest fielding percentage since 2000 (.978)...the errors led to 82 unearned runs, which were the most in the AL, second most in the majors (St. Louis, 84) and the most by an A's team since 2000 (83)...had just 1529 assists, which was third fewest in the AL and second fewest in Athletics history in a non-strike season...only the 1984 club had fewer assists (1508)...19 of the A's errors were committed by pitchers, which led the AL and tied for third most in Oakland history...had a 39-33 record when committing no errors and 35-55 when making one or more.

**HOME AND AWAY:** The A's compiled a 43-38 (.531) record in Oakland compared to 31-50 (.383) on the road...posted a winning record at home for the second consecutive season but finished with a losing mark on the road for the fifth consecutive season...the A's road record tied for fourth worst in the American League and was seventh worst in Oakland history...it was the worst mark by an A's team since 1997 (30-51, .370)...compiled a 3.18 ERA at home compared to 4.26 on the road...had the third lowest home ERA in the AL and the fifth highest road ERA...hit .249 at home compared to .239 on the road...the road batting average was the lowest in the AL, third lowest in the majors and second lowest in Oakland history...only the 1968 A's had a lower road batting average (.230)...surrendered just 60 home runs at home, which was the fewest in the AL...hit just 50 home runs in Oakland, which was second fewest in the AL and fourth fewest in Oakland history...averaged 3.83 runs per game on the road, which was fifth lowest in Oakland history...won 11 home series, lost 11 and split four...won eight road series, lost 14 and split four.

## Season in Review, continued

**CLOSE CALLS:** The A's went 20-25 (.444) in one-run games, which was the third worst record in the American League...it marked just the second time in the last 13 years the A's had a losing record in one-run games (15-23 in 2009)...the 25 one-run losses were the most by an A's team since they had 27 in 1987... were 8-11 (.421) in extra inning games, which was the fourth worst mark in the AL...it was the third consecutive season the A's had a losing record in extra innings and they are 15-28 (.349) over that span...ranked second in the AL in extra inning games in 2011 and tied for third in losses...the 11 losses were the most by an A's team since 1996 when they also had 11...were 17-29 in games decided in the seventh inning or later, including 12-20 in games decided in the last at bat...had the second fewest last at bat wins in the AL (New York, 11)...had just three walk-off wins, which were the fewest in Oakland history and the fewest by an A's team since the 1947 Philadelphia A's also had three...overcame a deficit of three or more runs 12 times and were 6-6 in those games...the biggest deficit overcome to win was three...erased a six-run deficit Aug. 14 vs. Texas but lost 7-6...blew a lead of three or more runs seven times and were 2-5 in those games...the largest blown lead was Aug. 25 at New York when the A's led 7-1 entering the bottom of the fourth and lost 22-9.

### A'S 2011 GAME-ENDING WINS

DATE	OPP	RESULT	NOTE
May 2	Texas	5-4 (10)	Matsui home run
May 16	Los Angeles	5-4 (10)	Ellis fielders choice
July 16	Los Angeles (2)	4-3 (10)	Sizemore single

**THE DISABLED LIST:** The A's used the disabled list 15 times, which was the fewest since 2006 when they also used it 15 times...used the DL a total of 87 times from 2007-10...the 15 players combined to miss 705 games, an average of 47.0 games per stint...had a season high seven players on the DL from April 20-24 and June 18-30...had just two players on the DL from July 25-29...that was the first time the A's had fewer than three players on the DL since the end of the 2006 season when they had just one... Dallas Braden missed the most time (147 games), while Michael Wuertz was the only player with two stints on the DL.

**PLAYERS USED:** The A's used 48 players in 2011, which was their fewest over the last five years... however, it was the sixth most players the A's have used in one season in Oakland history...the A's have now employed 151 different players over the last five years ranging from Kurt Suzuki (628 games) to Kevin Melillo, Eric Munson and Chad Reineke (1 game each)...tied an Oakland record by using 26 pitchers...share the mark with 1997 and 2009 clubs...used 20 relievers, which fell one short of the record of 21 set in 1997.

**BEFORE AND AFTER THE BREAK:** The A's went into the All-Star Break with a 39-53 (.424) record, which was third worst in the American League and fourth worst in Oakland history...it was the A's worst pre-break record since 1997 when they were 37-52 (.416) and it marked the third consecutive season the A's had a losing record at the break...then played .500 ball after the break, posting a 35-35 record...have logged a .500 record or better after the break in each of the last three seasons...had a 3.13 ERA at the break, which was the lowest by an AL team since 1990 when the A's had a 3.09 ERA... compiled a 4.48 ERA after the break, which ranked eighth in the AL...batted .233 with a .299 on-base percentage and .337 slugging percentage before the break, averaging 3.42 runs per game...all four figures were second lowest in the AL and the on-base percentage was the lowest in Oakland history...then hit .258 with a .327 on-base percentage and .410 slugging percentage after the break, averaging 4.71 runs per game...ranked sixth in the AL in batting and runs per game after the break, seventh in on-base percentage and eighth in slugging...were hitting .239 with runners in scoring position at the break but then hit .298 with RISP after the break...hit 50 home runs in 92 games before the break and 64 in 70 post-break games.

**MONTH BY MONTH:** The A's finished April with a record of 13-14, the seventh time in the last eight seasons they have not posted a winning record in the month...had a Major League-leading 2.79 ERA, which was the fourth lowest April ERA in Oakland history...then went 14-15 in May and ranked second in the American League with a 3.17 ERA, which was their best ERA in the month since 1990 (2.43)... posted a 9-17 record in June, which was the second worst record in the AL and fourth worst in the majors...it was the fourth lowest winning percentage in June in Oakland history and the worst since 1986

(7-22, .241)...had a .312 slugging percentage, which was the lowest mark in the majors and the second lowest in Oakland history in a month of 20 or more games (.299 in April, 1979)...went 13-13 in July and hit .279, their best single-month batting average in 2011...finished August with an 11-17 (.393) record, which was third worst in the AL...posted a 4.93 ERA, which was second highest in the league...had 216 strikeouts, which was the third best one-month total in Oakland history (223 in August, 2007; 219 in August, 1968)...went 14-12 in September, the first time the A's finished above .500 in a month since going 14-10 in July, 2010...the pitching staff issued just 60 walks, their fewest since September, 2001 (57).

**IN THE PINCH:** A's pinch hitters batted .262 (17 for 65) with two home runs and 15 RBI...ranked second in the American League in RBI, tied for second in home runs and third in batting...tied for the fewest doubles (1) and strikeouts (13) and had the only pinch hit triple...the pinch batting average was the best by an A's team since 1999 (.270)...have five home runs and 33 RBI in the pinch over the last two years...the RBI are second most in the AL over that span and the home runs are tied for third best.

**DESIGNATED HITTERS:** A's designated hitters batted .244 with 18 home runs and 91 RBI...had the lowest on-base percentage in the American League (.312) and the third lowest batting average and slugging percentage (.383)...ranked seventh in RBI and tied for eighth in home runs...the .312 on-base percentage was the lowest by A's designated hitters since 1989 when they also had a mark of .312...led the league with 11 sacrifice flies, which were second most in Oakland history to the record of 15 in 1984...had the second fewest grounded into double plays in the AL (11)...were a perfect 4 for 4 in stolen base attempts.

**INTERLEAGUE PLAY:** The A's went 8-10 in interleague play, their third consecutive season with a losing record against the National League...it was just the fifth time in 15 interleague seasons the A's finished with a losing interleague record...are 21-33 (.389) over the last three years, which is tied for the second worst mark in the majors, but are 144-122 (.541) all-time, which is the seventh best record...compiled a 2.09 ERA, which was second lowest in the majors behind Seattle (1.68) and the lowest in Oakland history...also set Oakland interleague records for strikeouts (140), fewest home runs (8) and lowest opponents slugging percentage (.299)...batted .223, which was third lowest in the majors...the offense set Oakland interleague records for most stolen bases (16), fewest runs (50), fewest hits (132), fewest triples (0) and lowest on-base percentage (.283).

#### BEST INTERLEAGUE WON-LOSS PERCENTAGE

	W	L	PCT.
New York (AL)	157	107	.595
Chicago (AL)	154	111	.581
Los Angeles (AL)	152	114	.571
Boston	150	115	.566
Minnesota	148	116	.561
Seattle	145	121	.545
<b>Oakland</b>	<b>144</b>	<b>122</b>	<b>.541</b>

**WINS AND LOSSES:** The A's compiled a 59-25 record when scoring four or more runs in a game and 15-63 when scoring three runs or fewer...were 32-31 during the day and 42-57 at night...had the second worst record under the lights in the American League...posted their best record against Tampa Bay (5-2)...went 5-4 against Baltimore and have not had a losing season against the Orioles since 1998...had their worst record against Boston (2-6)...were 39-23 when the starter pitched seven or more innings and 35-65 when the starter pitched fewer than seven innings...had a 29-24 record on the weekend (15-13 on Saturday, 14-11 on Sunday) compared to 45-64 during the week...over the last two years, the A's are 59-46 on the weekend and 96-123 during the week...were 51-22 when scoring first and 23-66 when the opponent scored first...had a 20-32 record in the first game of a series and 28-24 in the final game.

**ATTENDANCE:** The A's drew 1,476,791 fans in 2011, which was the fewest in the majors...it marked the seventh time in Oakland history the A's finished last in the majors in attendance (1977-79, 1996-97, 2009)...it was an increase of 58,400 over last year (with one fewer date), marking the second consecutive season the A's have increased their attendance...averaged 18,460 per game and were one of three teams to draw fewer than 20,000 fans per game (Florida, Tampa Bay)...had five sellouts...drew 2,468,614 on the road, which was fourth highest in the American League.

**CONTRACT STATUS:** The A's have three players under contract for 2013 and beyond: Brett Anderson (2013, club options for 2014 and 2015), Coco Crisp (2013, club option 2014) and Kurt Suzuki (2013, club option 2014)...in addition, Grant Balfour and Brian Fuentes have club options for 2013.

# FINAL STATISTICS

+ = ROOKIE

PLAYER	AVG	G	AB	R	H	TB	2B	3B	HR	RBI	SH	SF	HP	BB	IBB	SO	SB	CS	DP	GI			
																				E	SLG	OBP	
Allen,B	.205	41	146	18	30	52	9	2	3	11	0	1	0	11	1	55	2	0	0	0	4	.356	.259
Anderson,B	.000	13	1	0	0	0	0	0	0	0	0	0	0	0	0	0	0	0	0	0	2	.000	.000
Barton,D	.212	67	236	27	50	63	13	0	0	21	0	3	2	39	3	47	2	1	6	8	.267	.325	
Cahill,T	.000	34	5	0	0	0	0	0	0	0	0	0	0	0	0	2	0	0	1	1	.000	.000	
+Carter,C	.136	15	44	2	6	6	0	0	0	0	0	0	0	2	0	20	0	0	1	1	.136	.174	
Crisp,C	.264	136	531	69	140	201	27	5	8	54	4	6	1	41	2	65	49	9	11	1	.379	.314	
DeJesus,D	.240	131	442	60	106	166	20	5	10	46	4	4	11	45	1	86	4	3	14	4	.376	.323	
Ellis,M	.217	62	217	21	47	63	11	1	1	16	4	1	3	8	0	32	7	2	3	2	.290	.253	
+Godfrey,G	.000	5	2	0	0	0	0	0	0	0	0	0	0	0	0	1	0	0	0	0	.000	.000	
Gonzalez,G	.000	32	3	0	0	0	0	0	0	2	0	0	0	0	0	1	0	0	0	1	.000	.000	
Jackson,C	.249	102	333	30	83	114	17	1	4	38	0	2	3	30	0	50	3	1	12	2	.342	.315	
(Total)	.244	114	352	32	86	120	17	1	5	43	0	3	3	32	0	53	3	1	13	2	.341	.310	
Kouzmanoff,K	.221	46	136	13	30	48	6	0	4	17	0	4	1	8	0	27	2	0	2	9	.353	.262	
LaRoche,A	.247	40	93	10	23	31	6	1	0	5	1	0	2	8	1	19	0	0	6	5	.333	.320	
Matsui,H	.251	141	517	58	130	194	28	0	12	72	0	9	1	56	3	84	1	1	10	1	.375	.321	
+Miller,J	.250	7	12	2	3	6	0	0	1	2	0	0	0	0	0	5	0	0	0	0	.500	.250	
+Moscoco,G	.000	23	2	0	0	0	0	0	0	1	0	0	0	0	0	2	0	0	0	2	.000	.000	
Outman,J	.000	13	5	0	0	0	0	0	0	0	0	0	0	0	0	1	0	0	0	1	.000	.000	
Pennington,C	.264	148	515	57	136	190	26	2	8	58	8	4	1	42	1	104	14	9	5	22	.369	.319	
Powell,L	.171	36	111	10	19	25	3	0	1	4	0	0	0	11	0	32	0	0	4	2	.225	.246	
+Recker,A	.176	5	17	3	3	4	1	0	0	0	0	0	0	4	0	7	0	0	0	1	.235	.333	
Rosales,A	.098	24	61	5	6	12	0	0	2	8	0	2	1	4	0	13	0	0	4	4	.197	.162	
Sizemore,S	.249	93	305	42	76	132	21	1	11	52	4	1	2	43	0	93	4	2	8	13	.433	.345	
(Total)	.245	110	368	50	90	147	22	1	11	56	5	1	2	53	0	112	5	3	8	16	.399	.342	
+Sogard,E	.200	27	70	7	14	23	3	0	2	4	0	0	0	4	0	13	0	0	2	2	.329	.243	
Suzuki,K	.237	134	460	54	109	177	26	0	14	44	3	7	7	38	1	64	2	2	14	7	.385	.301	
Sweeney,R	.265	108	264	34	70	90	11	3	1	25	1	1	0	33	3	48	1	1	7	0	.341	.346	
+Taylor,M	.200	11	30	4	6	9	0	0	1	1	0	0	0	5	0	11	0	0	0	2	.300	.314	
+Weeks,J	.303	97	406	50	123	171	26	8	2	36	2	4	4	21	1	62	22	11	3	13	.421	.340	
Willingham,J	.246	136	488	69	120	233	26	0	29	98	0	8	11	56	3	150	4	1	6	2	.477	.332	
PITCHERS	.000	162	18	0	0	0	0	0	0	0	3	0	0	0	0	7	0	0	1	19	.000	.000	
<b>OAKLAND</b>	<b>.244</b>	<b>162</b>	<b>5452</b>	<b>645</b>	<b>1330</b>	<b>2010</b>	<b>280</b>	<b>29</b>	<b>114</b>	<b>612</b>	<b>34</b>	<b>57</b>	<b>50</b>	<b>509</b>	<b>20</b>	<b>1094</b>	<b>117</b>	<b>43</b>	<b>119</b>	<b>124</b>	<b>.369</b>	<b>.311</b>	
<b>OPPONENTS</b>	<b>.250</b>	<b>162</b>	<b>5513</b>	<b>679</b>	<b>1380</b>	<b>2085</b>	<b>245</b>	<b>26</b>	<b>136</b>	<b>637</b>	<b>45</b>	<b>41</b>	<b>41</b>	<b>519</b>	<b>24</b>	<b>1160</b>	<b>119</b>	<b>47</b>	<b>120</b>	<b>95</b>	<b>.378</b>	<b>.317</b>	

PITCHER	W	L	ERA	G	GS	CG	GFSHO	SV	IP	H	R	ER	HR	HB	BB	IBB	SO	WP	BK	AVG	
																					Anderson,B
Bailey,A	0	4	3.24	42	0	0	37	0	24	41.2	34	18	15	3	0	12	2	41	0	0	.218
Balfour,G	5	2	2.47	62	0	0	15	0	2	62.0	44	17	17	8	0	20	1	59	0	0	.199
+Billings,B	0	0	12.60	3	0	0	0	0	5.0	8	9	7	1	0	6	0	7	0	0	.348	
Blevins,J	0	0	2.86	26	0	0	11	0	0	28.1	24	14	9	2	1	14	1	26	0	0	.235
Braden,D	1	1	3.00	3	3	0	0	0	18.0	18	7	6	2	0	5	0	15	0	0	.265	
Breslow,C	0	2	3.79	67	0	0	10	0	0	59.1	69	29	25	4	2	21	1	44	3	0	.296
Cahill,T	12	14	4.16	34	34	0	0	0	207.2	214	102	96	19	8	82	1	147	15	0	.269	
+Carignan,A	0	0	4.26	6	0	0	3	0	0	6.1	8	4	3	1	0	2	0	5	1	0	.276
+Cramer,B	0	1	1.08	5	0	0	3	0	0	8.1	6	1	1	1	0	0	6	0	0	.200	
+De Los Santos,F	3	2	4.32	34	0	0	8	0	0	33.1	27	19	16	4	0	17	1	43	9	0	.220
Devine,J	1	1	3.52	26	0	0	3	0	0	23.0	18	9	9	0	2	11	0	20	0	0	.214
Fuentes,B	2	8	3.70	67	0	0	29	0	12	58.1	52	30	24	6	4	20	5	42	2	0	.237
+Godfrey,G	1	2	3.96	5	4	0	0	0	0	25.0	32	14	11	3	1	5	0	13	0	0	.305
Gonzalez,G	16	12	3.12	32	32	0	0	0	202.0	175	81	70	17	8	91	1	197	6	1	.230	
Harden,R	4	4	5.12	15	15	0	0	0	82.2	87	48	47	17	2	31	0	91	4	0	.267	
+Magnuson,T	0	0	6.14	9	0	0	3	0	0	14.2	15	11	10	3	0	5	0	11	3	0	.250
McCarthy,B	9	9	3.32	25	25	5	0	1	0	170.2	168	73	63	11	0	25	1	123	3	0	.258
+Moscoco,G	8	10	3.38	23	21	0	1	0	0	128.0	102	59	48	14	2	38	1	74	0	1	.212
Norboto,J	0	0	8.10	6	0	0	3	0	0	6.2	8	6	6	0	1	7	0	4	1	0	.308
Outman,J	3	5	3.70	13	9	0	2	0	0	58.1	62	27	24	4	0	23	0	35	3	0	.277
Purcey,D	0	0	2.13	9	0	0	3	0	0	12.2	9	3	3	1	0	3	0	7	0	0	.191
(Total)	1	2	5.61	33	0	0	9	0	0	33.2	33	21	21	2	0	27	2	22	0	0	.258
Ross,T	3	3	2.75	9	6	0	1	0	0	36.0	33	12	11	1	0	13	1	24	2	0	.252
+Wagner,N	0	0	7.20	6	0	0	5	0	0	5.0	6	7	4	1	1	3	0	4	0	0	.300
Wuertz,M	0	0	6.68	39	0	0	7	0	0	33.2	37	25	25	5	1	26	4	32	0	0	.280
Ziegler,B	3	2	2.39	43	0	0	12	0	1	37.2	38	14	10	0	1	13	3	29	1	0	.264
<b>OAKLAND</b>	<b>74</b>	<b>88</b>	<b>3.71</b>	<b>162</b>	<b>162</b>	<b>6</b>	<b>156</b>	<b>12</b>	<b>39</b>	<b>1447.2</b>	<b>1380</b>	<b>679</b>	<b>597</b>	<b>136</b>	<b>41</b>	<b>519</b>	<b>24</b>	<b>1160</b>	<b>53</b>	<b>3</b>	<b>250</b>
<b>OPPONENTS</b>	<b>88</b>	<b>74</b>	<b>3.65</b>	<b>162</b>	<b>162</b>	<b>9</b>	<b>153</b>	<b>15</b>	<b>45</b>	<b>1451.0</b>	<b>1330</b>	<b>645</b>	<b>588</b>	<b>114</b>	<b>50</b>	<b>509</b>	<b>20</b>	<b>1094</b>	<b>49</b>	<b>7</b>	<b>244</b>

# FIELDING STATISTICS

PITCHER	PCT	G	GS	PO	A	E	TC	DP	TP
Anderson,B	.913	13	13	0	21	2	23	1	0
Bailey,A	1.000	42	0	1	4	0	5	0	0
Balfour,G	1.000	62	0	2	4	0	6	1	0
+Billings,B	.000	3	0	0	0	0	0	0	0
Blevins,J	1.000	26	0	0	3	0	3	0	0
Braden,D	1.000	3	3	0	1	0	1	0	0
Breslow,C	.900	67	0	0	9	1	10	0	0
Cahill,T	.978	34	34	12	32	1	45	1	0
+Carignan,A	1.000	6	0	0	1	0	1	0	0
+Cramer,B	.000	5	0	0	0	0	0	0	0
+De Los Santos,F	1.000	34	0	3	2	0	5	0	0
Devine,J	.000	26	0	0	0	0	0	0	0
Fuentes,B	.909	67	0	1	9	1	11	0	0
+Godfrey,G	1.000	5	4	3	4	0	7	0	0
Gonzalez,G	.971	32	32	10	23	1	34	3	0
Harden,R	.867	15	15	4	9	2	15	1	0
*+Magnuson,T	1.000	9	0	2	3	0	5	0	0
McCarthy,B	.895	25	25	12	22	4	38	1	0
+Moscoco,G	.867	23	21	7	6	2	15	1	0
Norberto,J	.000	6	0	0	0	1	1	0	0
Outman,J	.929	13	9	2	11	1	14	1	0
Purcey,D	1.000	9	0	1	2	0	3	0	0
(Total)	1.000	33	0	1	5	0	6	0	0
Ross,T	.857	9	6	2	4	1	7	0	0
+Wagner,N	.000	6	0	0	0	0	0	0	0
Wuertz,M	1.000	39	0	1	2	0	3	0	0
Ziegler,B	.889	43	0	5	11	2	18	1	0

CATCHER	PCT	G	GS	PO	A	E	TC	DP	TP	PB
Powell,L	.992	33	30	237	15	2	254	2	0	1
+Recker,A	.978	5	5	44	1	1	46	0	0	0
Suzuki,K	.993	129	127	914	55	7	976	7	0	5

FIRST BASE	PCT	G	GS	PO	A	E	TC	DP	TP
Allen,B	.989	41	40	334	19	4	357	24	0
Barton,D	.988	65	62	596	39	8	643	72	0
+Carter,C	.986	11	9	64	4	1	69	5	0
Ellis,M	1.000	2	2	15	3	0	18	2	0
Jackson,C	.997	50	43	345	17	1	363	27	0
(Total)	.997	53	43	354	17	1	372	27	0
LaRoche,A	1.000	1	1	13	2	0	15	0	0
Powell,L	1.000	1	1	8	2	0	10	1	0
Rosales,A	1.000	5	4	36	2	0	38	2	0

SECOND BASE	PCT	G	GS	PO	A	E	TC	DP	TP
Ellis,M	.994	59	56	127	189	2	318	50	0
LaRoche,A	1.000	8	5	7	9	0	16	2	0
Rosales,A	1.000	3	2	3	4	0	7	1	0
Sizemore,S	1.000	1	0	0	1	0	1	0	0
(Total)	.964	18	17	22	59	3	84	12	0
+Sogard,E	.933	3	3	5	9	1	15	2	0
+Weeks,J	.969	96	96	148	261	13	422	49	0

THIRD BASE	PCT	G	GS	PO	A	E	TC	DP	TP
Jackson,C	1.000	6	2	3	6	0	9	0	0
(Total)	1.000	7	2	4	6	0	10	0	0
Kouzmanoff,K	.922	46	42	29	78	9	116	9	0
LaRoche,A	.905	27	17	10	28	4	42	4	0
Rosales,A	.833	6	5	4	6	2	12	1	0
Sizemore,S	.934	91	88	54	129	13	196	10	0
+Sogard,E	1.000	10	8	5	13	0	18	0	0

**Fielding Statistics, continued**

SHORTSTOP	PCT	G	GS	PO	A	E	TC	DP	TP
LaRoche,A	.966	9	5	3	25	1	29	3	0
Pennington,C	.964	147	143	216	374	22	612	90	0
Rosales,A	.913	7	6	9	12	2	23	3	0
+Sogard,E	.974	14	8	15	22	1	38	2	0

OUTFIELD	PCT	G	GS	PO	A	E	TC	DP	TP
Crisp,C	.997	133	130	321	2	1	324	1	0
DeJesus,D	.984	122	120	240	6	4	250	1	0
Jackson,C	.988	46	38	79	4	1	84	2	0
(Total)	.989	52	43	83	4	1	88	2	0
Matsui,H	.982	27	27	53	3	1	57	2	0
+Miller,J	1.000	5	2	2	0	0	2	0	0
Rosales,A	1.000	2	1	4	0	0	4	0	0
Sweeney,R	1.000	92	65	150	3	0	153	0	0
+Taylor,M	.920	11	9	23	0	2	25	0	0
Willingham,J	.988	96	94	159	3	2	164	1	0

**DAY-BY-DAY RESULTS**

DATE	G	OPP	W-L	SCORE	REC	POS	GA/GB	LEADER AND LEAD	WINNER	LOSER	SAVE	ATT.	CUM. ATT.
3/31		OFF DAY			2	-1	LAA ½						
4/1	1	SEA	L	2-6	0-1	4	-1	SEA/TEX --	HERNANDEZ	Breslow		36,067*	36,067
4/2	2	SEA	L	2-5	0-2	4	-2	SEA/TEX --	Ray	Fuentes	League	15,088	51,155
4/3	3	SEA	W	7-1	1-2	3	-2	TEX	1 Gonzalez	Fister		22,292	73,447
<b>(3 dates)</b>													
4/4		OFF DAY			3	-2½	TEX	2					
4/5	4	at TOR	L	6-7 (10)	1-3	4	-3½	TEX	3 Frasor	Balfour		11,077	11,077
4/6	5	at TOR	L	3-5	1-4	4	-4½	TEX	3 Litsch	Braden	Rauch	11,684	22,761
4/7	6	at TOR	W	2-1	2-4	t3	-4	TEX	3 Cahill	Frasor	Fuentes	19,528	42,289
4/8	7	at MIN	L	1-2	2-5	t3	-4½	TEX	3½ Pavano	ANDERSON	Nathan	40,714	83,003
4/9	8	at MIN	W	1-0	3-5	3	-4	TEX	3 Gonzalez	Blackburn	Fuentes	39,936	122,939
4/10	9	at MIN	W	5-3	4-5	3	-4	TEX	3 McCarthy	Baker	Fuentes	38,484	161,423
4/11	10	at CWS	W	2-1 (10)	5-5	t2	-4	TEX	4 Ross	Crain	Fuentes	20,057	181,480
4/12	11	at CWS	L	5-6 (10)	5-6	3	-4	TEX	3 Sale	Cramer		18,020	199,500
4/13	12	at CWS	W	7-4 (10)	6-6	3	-3	TEX	2 Balfour	Thornton	Fuentes	16,523	216,023
<b>(9 dates)</b>													
4/14	13	DET	L	0-3	6-7	3	-3½	TEX	2 Coke	Ross	Valverde	11,129	84,576
4/15	14	DET	L	4-8 (10)	6-8	3	-4½	TEX	2 Villarreal	Fuentes		21,853	106,429
4/16	15	DET	W	6-2	7-8	3	-3½	TEX	1 Braden	Verlander		16,265	122,694
4/17	16	DET	W	5-1	8-8	3	-2½	TEX/LAA --	Cahill	Penny		16,460	139,154
4/18		OFF DAY			3	-3	TEX	1					
4/19	17	BOS	W	5-0	9-8	3	-2	TEX/LAA --	Anderson	Lackey		25,230	164,384
4/20	18	BOS	L	3-5	9-9	3	-3	LAA	1 Buchholz	Gonzalez	Papelbon	29,045	193,429
<b>(9 dates)</b>													
4/21	19	at SEA	L	0-1	9-10	3	-3	LAA	½ Hernandez	McCARTHY	League	12,770	228,793
4/22	20	at SEA	L	0-4	9-11	3	-3½	TEX	½ Pineda	Ross	League	17,798	246,591
4/23	21	at SEA	W	9-1	10-11	3	-3½	TEX	1½ Cahill	Vargas		25,355	271,946
4/24	22	at SEA	W	5-2	11-11	3	-3½	TEX	2½ Anderson	Laffey	Fuentes	16,530	288,476
4/25	23	at LAA	L	0-5	11-12	3	-3½	TEX	1½ WEAVER	Gonzalez		37,115	325,591
4/26	24	at LAA	L	3-8	11-13	3	-3½	TEX	½ Chatwood	McCarthy		37,228	362,819
4/27	25	at LAA	W	2-1 (10)	12-13	3	-3½	TEX	1½ Fuentes	Walden	Ziegler	37,247	400,066
<b>(16 dates)</b>													
4/28		OFF DAY			3	-3	TEX	1					
4/29	26	TEX	W	3-1	13-13	3	-2	TEX/LAA --	Cahill	Wilson	Fuentes	17,226	210,655
4/30	27	TEX	L	2-11	13-14	3	-2	TEX	1 Lewis	Anderson		27,285	237,940
5/1	28	TEX	W	7-2	14-14	3	-2	TEX/LAA --	Gonzalez	Harrison		15,178	253,118
5/2	29	TEX	W	5-4 (10)	15-14	3	-1	TEX/LAA --	Balfour	Oliver		9,193	262,311
5/3	30	CLE	L	1-4	15-15	3	-1	TEX/LAA --	Carmona	Fuentes	Perez	10,135	272,446
5/4	31	CLE	W	3-1	16-15	3	-1	TEX/LAA --	Cahill	Tomlin	Balfour	13,872	286,318
5/5	32	CLE	L	3-4 (12)	16-16	3	-2	LAA	1 Durbin	Breslow	Perez	14,353	300,671
<b>(16 dates)</b>													



DATE	G	OPP	W-L	SCORE	REC	POS	GA/GB	LEADER AND LEAD	WINNER	LOSER	SAVE	ATT.	CUM. ATT.	
5/6	33	at KC	W	3-2	17-16	t2	-2	LAA	2	Gonzalez	O'Sullivan	Fuentes	30,690	430,756
5/7	34	at KC	L	3-4	17-17	3	-2	LAA	1	Soria	McCARTHY	Fuentes	25,828	456,584
5/8	35	at KC	W	5-2	18-17	t2	-2	LAA	2	Ross	Francis	Fuentes	22,435	479,019
5/9	36	at TEX	W	7-2	19-17	2	-1	LAA	1	Cahill	Wilson	Fuentes	24,375	503,394
5/10	37	at TEX	L	2-7	19-18	t2	-2	LAA	2	Lewis	Anderson	Fuentes	31,655	535,049
5/11		at TEX		PPD, RAIN		t2	-1½	LAA	1½					
<b>(21 dates)</b>														
5/12		OFF DAY				t2	-1½	LAA	1½					
5/13	38	CWS	L	3-4	19-19	3	-1½	LAA	½	Humber	McCarthy	Santos	12,690	313,361
5/14	39	CWS	W	6-2	20-19	t2	-1½	LAA	1½	Ross	Floyd	Santos	17,291	330,652
5/15	40	CWS	L	3-4	20-20	3	-1½	LAA	½	Buehrle	Cahill	Santos	19,018	349,670
5/16	41	LAA	W	5-4 (10)	21-20	3	-1	TEX	½	Balfour	Rodney	Santos	11,061	360,731
5/17	42	LAA	W	14-0	22-20	t1	--	OAK/TEX	--	Gonzalez	Chatwood	Santos	12,190	372,921
5/18	43	MIN	L	3-4 (10)	22-21	2	-1	TEX	1	Nathan	Fuentes	Capps	15,355	388,276
5/19	44	MIN	L	1-11	22-22	2	-1	TEX	1	Blackburn	Ross	Capps	22,320	410,596
<b>(23 dates)</b>														
5/20	45	at SF	L	1-2 (10)	22-23	3	-1	TEX	½	Lopez	Fuentes	Capps	42,224	577,273
5/21	46	at SF	L	0-3	22-24	3	-1	TEX	½	LINCECUM	Anderson	Capps	42,152	619,425
5/22	47	at SF	L	4-5 (11)	22-25	4	-2	TEX	½	Romo	Fuentes	Capps	42,288	661,713
5/23	48	at LAA	L	1-4	22-26	4	-3	TEX	½	Downs	Fuentes	Walden	36,215	697,928
5/24	49	at LAA	W	6-1	23-26	4	-2	TEX	½	Moscoco	Haren	Walden	39,117	737,045
5/25	50	at LAA	L	1-4	23-27	4	-3	TEX	½	Santana	Cahill	Walden	40,253	777,298
5/26	51	at LAA	W	4-3	24-27	4	-2½	TEX	1	Anderson	Pineiro	Walden	33,412	810,710
<b>(28 dates)</b>														
5/27	52	BAL	W	6-2	25-27	4	-1½	TEX/LAA	--	Ziegler	Simon	Walden	12,110	422,706
5/28	53	BAL	W	4-2	26-27	4	-1½	TEX	½	Outman	Bergesen	Fuentes	23,795	446,501
5/29	54	BAL	W	6-4	27-27	t3	-1½	TEX	1	Moscoco	Britton	Fuentes	15,373	461,874
5/30	55	NY Y	L	0-5	27-28	4	-2½	TEX	1	COLON	Cahill	Fuentes	35,067*	496,941
5/31	56	NY Y	L	3-10	27-29	4	-2½	TEX	½	Garcia	Anderson	Fuentes	22,581	519,522
6/1	57	NY Y	L	2-4	27-30	4	-3½	TEX	1½	Burnett	Gonzalez	Rivera	25,469	544,991
<b>(29 dates)</b>														
6/2		OFF DAY				4	-4	TEX	1½					
6/3	58	at BOS	L	6-8	27-31	4	-5	TEX	1½	Jenks	Devine	Papelbon	37,808	848,518
6/4	59	at BOS	L	8-9 (14)	27-32	4	-6	TEX	2½	Aceves	Moscoco	Papelbon	37,485	886,003
6/5	60	at BOS	L	3-6	27-33	4	-7	TEX	2½	Lackey	Anderson	Bard	37,796	923,799
6/6	61	at BAL	L	2-4	27-34	4	-7	TEX	2½	Matusz	Gonzalez	Gregg	10,556	934,355
6/7	62	at BAL	L	0-4	27-35	4	-7	TEX	2½	Jakubauskas	Moscoco	Gregg	13,652	948,007
6/8	63	at BAL	L	2-3	27-36	4	-8	TEX	2½	Britton	Outman	Gregg	11,760	959,767
6/9	64	at CWS	L	4-9	27-37	4	-8	TEX	2½	Buehrle	Cahill	Gregg	22,170	981,937
6/10	65	at CWS	W	7-5	28-37	4	-8	TEX	2½	Balfour	Santos	Bailey	20,166	1,002,103
6/11	66	at CWS	L	2-3	28-38	4	-8	TEX	2½	Danks	Gonzalez	Crain	24,391	1,026,494
6/12	67	at CWS	L	4-5	28-39	4	-8	TEX	1½	Humber	Moscoco	Santos	22,144	1,048,638
<b>(38 dates)</b>														
6/13		OFF DAY				4	-8	TEX	2					
6/14	68	KC	L	4-7	28-40	4	-8	TEX	2	Duffy	Cahill	Soria	11,439	556,430
6/15	69	KC	W	2-1	29-40	4	-7	TEX	1	Outman	Hochevar	Bailey	16,392	572,822
6/16	70	KC	W	8-4	30-40	4	-6	TEX	½	Gonzalez	Francis	Bailey	11,775	584,597
6/17	71	SF	W	5-2	31-40	4	-6	TEX	½	Godfrey	Lincecum	Bailey	36,067*	620,664
6/18	72	SF	W	4-2	32-40	4	-6	TEX	1½	Ziegler	Sanchez	Bailey	36,067*	656,731
6/19	73	SF	W	2-1	33-40	4	-5	TEX	½	Cahill	Affeldt	Fuentes	36,067*	692,798
<b>(35 dates)</b>														
6/20		OFF DAY				4	-5½	TEX	1					
6/21	74	at NYM	W	7-3	34-40	4	-5½	TEX	2	Outman	Gee	Balfour	37,019	1,085,657
6/22	75	at NYM	L	2-3 (13)	34-41	4	-5½	TEX	2	Parnell	Ziegler	Balfour	38,813	1,124,470
6/23	76	at NYM	L	1-4	34-42	4	-6	TEX	2½	Capuano	Godfrey	Rodriguez	30,168	1,154,638
6/24	77	at PHI	L	0-1	34-43	4	-7	TEX	2½	Stutes	Fuentes	Rodriguez	45,685	1,200,323
6/25	78	at PHI	W	4-1	35-43	4	-6	TEX	2	Cahill	Hamels	Bailey	45,785	1,246,108
6/26	79	at PHI	L	1-3	35-44	4	-6	TEX	1½	HALLADAY	Outman	Bailey	45,863	1,291,971
<b>(44 dates)</b>														

REVIEW

**Day-By-Day Results, continued**

DATE	G	OPP	W-L	SCORE	REC	POS	GA/ GB	LEADER AND LEAD	WINNER	LOSER	SAVE	ATT.	CUM. ATT.
6/27		OFF DAY			4	-6	TEX	1½					
6/28	80	FLA	W	1-0	36-44	4	-6	TEX	1½	Gonzalez	Vazquez	Bailey	12,124 704,922
6/29	81	FLA	L	0-3	36-45	4	-7	TEX	1½	NOLASCO	Moscoso		17,006 721,928
6/30	82	FLA	L	4-5	36-46	4	-7	TEX	1	Volstad	Cahill	Nunez	18,395 740,323
7/1	83	ARI	W	5-4	37-46	4	-7	TEX	2	Harden	Collmenter	Bailey	12,216 752,539
7/2	84	ARI	L	2-4	37-47	4	-7	TEX	1	Saunders	Outman	Hernandez	30,338 782,877
7/3	85	ARI	W	7-2	38-47	4	-6	TEX/LAA	--	Gonzalez	Kennedy		13,822 796,699
7/4	86	SEA	L	1-2	38-48	4	-7	TEX/LAA	--	Pineda	McCarthy	League	15,566 812,265
7/5	87	SEA	L	2-4 (10)	38-49	4	-8	TEX/LAA	--	League	Bailey	Wright	11,153 823,418
7/6	88	SEA	W	2-0	39-49	4	-8	TEX	1	Moscoco	VARGAS	Bailey	19,491 842,909
													<b>(44 dates)</b>
7/7	89	at TEX	L	0-6	39-50	4	-9	TEX	1	HOLLAND	Harden		35,041 1,327,012
7/8	90	at TEX	L	5-8	39-51	4	-10	TEX	1	Wilson	Gonzalez		37,858 1,364,870
7/9	91	at TEX	L	6-7	39-52	4	-11	TEX	1	Oliver	Bailey		34,066 1,398,936
7/10	92	at TEX	L	0-2	39-53	4	-12	TEX	1	Harrison	Cahill	Lowe	33,834 1,432,770
													<b>(48 dates)</b>
7/11-13		ALL-STAR BREAK				4	-12	TEX	1				
7/14		OFF DAY			4	-12½	TEX	1½					
7/15	93	LAA	W	5-3	40-53	4	-12½	TEX	2½	McCarthy	Haren	Bailey	18,470 861,379
7/16	94	LAA (1)	L	2-4	40-54					Weaver	Cahill	Walden	
	95	LAA (2)	W	4-3 (10)	41-54	4	-13	TEX	3	Ziegler	Thompson		27,379 888,758
7/17	96	LAA	W	9-1	42-54	4	-13	TEX	4	Gonzalez	Pineiro		26,115 914,873
													<b>(47 dates)</b>
7/18		OFF DAY			4	-13	TEX	4					
7/19	97	at DET	L	3-8	42-55	4	-14	TEX	5	Porcello	Moscoso		31,980 1,464,750
7/20	98	at DET	W	7-5	43-55	4	-13	TEX	4	Devine	Purcey	Bailey	31,975 1,496,725
7/21		OFF DAY			3	-12½	TEX	3					
7/22	99	at NYY	L	7-17	43-56	3	-13½	TEX	3	Noesi	Cahill		46,921 1,543,646
7/23	100	at NYY	W	4-3	44-56	3	-13½	TEX	4	Harden	Burnett	Bailey	46,188 1,589,834
7/24	101	at NYY	L	5-7	44-57	3	-13½	TEX	3	Colon	Gonzalez	Rivera	45,586 1,635,420
													<b>(53 dates)</b>
7/25	102	TB	W	7-5	45-57	3	-13½	TEX	4	Fuentes	Howell	Bailey	11,053 925,926
7/26	103	TB	W	6-1	46-57	3	-12½	TEX	3	McCarthy	Price		12,166 938,092
7/27	104	TB	W	13-4	47-57	3	-11½	TEX	2	Cahill	Shields		18,640 956,732
7/28	105	TB	L	8-10	47-58	3	-12½	TEX	2	Davis	Ziegler	Farnsworth	16,466 973,198
7/29	106	MIN	L	5-9	47-59	3	-12½	TEX	2	Liriano	Gonzalez		25,656 998,854
7/30	107	MIN	W	8-3	48-59	3	-12½	TEX	2	Moscoco	Blackburn		19,605 1,018,459
7/31	108	MIN	W	7-3	49-59	3	-11½	TEX	2	McCarthy	Pavano		22,452 1,040,911
													<b>(54 dates)</b>
8/1	109	at SEA	L	4-8	49-60	3	-12	TEX	2	Beavan	Cahill		23,335 1,658,755
8/2	110	at SEA	L	2-4	49-61	3	-12	TEX	1	Hernandez	Harden	League	22,576 1,681,331
8/3	111	at SEA	L	4-7	49-62	3	-12	TEX	1	Furbush	Gonzalez	League	29,691 1,711,022
8/4		OFF DAY			3	-12½	TEX	1					
8/5	112	at TB	L	4-8	49-63	3	-13½	TEX	1	Niemann	Moscoco		15,168 1,726,190
8/6	113	at TB	W	8-0	50-63	3	-12½	TEX	1	McCarthy	Cobb		24,939 1,751,129
8/7	114	at TB	W	5-4 (10)	51-63	3	-12½	TEX	1	De Los Santos	McGee	Bailey	21,425 1,772,554
8/8		OFF DAY			3	-13	TEX	1½					
8/9	115	at TOR	W	4-1	52-63	3	-13	TEX	1½	Harden	Cecil	Bailey	20,521 1,793,075
8/10	116	at TOR	L	4-8	52-64	3	-13	TEX	1½	Janssen	Gonzalez	Litsch	19,541 1,812,616
8/11	117	at TOR	W	10-3	53-64	3	-12½	TEX	2	Moscoco	Mills		27,918 1,840,534
													<b>(62 dates)</b>
8/12	118	TEX	L	1-9	53-65	3	-13½	TEX	2	Wilson	McCarthy		20,288 1,061,199
8/13	119	TEX	L	1-7	53-66	3	-14½	TEX	3	Lewis	Cahill		25,160 1,086,359
8/14	120	TEX	L	6-7	53-67	3	-15½	TEX	4	Adams	Bailey	Feliz	15,107 1,101,466
8/15	121	BAL	L	2-6	53-68	4	-16½	TEX	5	Hunter	Gonzalez		10,122 1,111,588
8/16	122	BAL	W	8-4	54-68	3	-16½	TEX	6	Moscoco	Matusz		12,325 1,123,913
8/17	123	BAL	W	6-5	55-68	3	-16½	TEX	7	McCarthy	Simon	Bailey	20,448 1,144,361
8/18	124	TOR	L	0-7	55-69	3	-16½	TEX	6	ROMERO	Cahill		12,220 1,156,581
8/19	125	TOR	W	2-0	56-69	3	-16½	TEX	6	Harden	Cecil	Bailey	13,174 1,169,755
8/20	126	TOR	W	5-1	57-69	3	-15½	TEX	5	Gonzalez	Alvarez		28,434 1,198,189
8/21	127	TOR	L	0-1	57-70	3	-15½	TEX	4	Perez	Moscoco	Janssen	16,811 1,215,000
													<b>(64 dates)</b>

DATE	G	OPP	W-L	SCORE	REC	POS	GA/GB	LEADER AND LEAD	WINNER	LOSER	SAVE	ATT.	CUM. ATT.
8/22		OFF DAY					3 -16	TEX	4½				
8/23	128	at NYY	W	6-5	58-70	3	-15	TEX	3½	McCarthy	Colon	Bailey	47,343 1,887,877
8/24	129	at NYY	W	6-4 (10)	59-70	3	-14	TEX	2½	De Los Santos	Soriano	Bailey	47,271* 1,935,148
8/25	130	at NYY	L	9-22	59-71	3	-14	TEX	2	Logan	De Los Santos		46,369 1,981,517
8/26	131	at BOS	W	15-5	60-71	3	-14	TEX	3	Gonzalez	Wakefield		38,239* 2,019,756
8/27	132	at BOS	L	3-9	60-72					Lester	Moscoco		37,314* 2,057,070
	133	at BOS	L	0-4	60-73	3	-14½	TEX	2	Aceves	Godfrey		37,039* 2,094,109
8/28		OFF DAY					3 -15	TEX	3				
8/29	134	at CLE	L	1-2	60-74	3	-15½	TEX	3½	Huff	McCARTHY	Perez	18,201 2,112,310
8/30	135	at CLE	L	2-6	60-75	3	-16½	TEX	3½	Gomez	Cahill		20,372 2,132,682
8/31	136	at CLE	L	3-4 (16)	60-76	3	-16½	TEX	3½	Hermann	Outman		15,202 2,147,884
9/1	137	at CLE	W	7-0	61-76	3	-16½	TEX	3½	Gonzalez	Carmona		14,192 2,162,076
													<b>(72 dates)</b>
9/2	138	SEA	W	9-2	62-76	3	-16½	TEX	4½	Moscoco	Vargas		14,972 2,229,972
9/3	139	SEA	W	3-0	63-76	3	-15½	TEX	3½	McCARTHY	Pineda		19,732 2,249,704
9/4	140	SEA	W	8-5	64-76	3	-15½	TEX	3½	Cahill	Beavan	Bailey	19,384 2,269,088
9/5	141	KC	L	6-11	64-77	3	-15½	TEX	2½	Holland	Bailey		14,577 2,283,665
9/6	142	KC	L	4-7	64-78	3	-16½	TEX	3½	Duffy	Gonzalez	Soria	12,064 2,295,729
9/7	143	KC	W	7-0	65-78	3	-15½	TEX	2½	Moscoco	Chen		13,132 2,308,861
													<b>(70 dates)</b>
9/8		OFF DAY					3 -15½	TEX	2½				
9/9	144	at TEX	L	4-13	65-79	3	-16½	TEX	2½	Lewis	McCarthy		36,706 2,198,782
9/10	145	at TEX	W	8-7	66-79	3	-15½	TEX	1½	Cahill	Ogando	Bailey	46,151* 2,244,933
9/11	146	at TEX	L	1-8	66-80	3	-16½	TEX	2½	Wilson	Outman		46,727* 2,291,660
													<b>(75 dates)</b>
9/12	147	LAA	W	6-3	67-80	3	-16	TEX	3	Gonzalez	Pineiro		12,858 1,321,719
9/13	148	LAA	L	3-6	67-81	3	-17	TEX	3	Takahashi	De Los Santos	Walden	13,212 1,334,931
9/14	149	LAA	L	1-4	67-82	3	-18	TEX	3	Weaver	Harden	Walden	14,743 1,349,674
9/15	150	DET	W	6-1	68-82	3	-18	TEX	3½	McCarthy	Scherzer		10,925 1,360,599
9/16	151	DET	L	1-3	68-83	3	-18	TEX	3½	Fister	Cahill	Valverde	31,022 1,391,621
9/17	152	DET	W	5-3	69-83	3	-18	TEX	4½	Gonzalez	Porcello		19,451 1,411,072
9/18	153	DET	L	0-3	69-84	3	-19	TEX	4½	Verlander	Moscoco	Valverde	18,405 1,429,477
9/19		OFF DAY					3 -19	TEX	5				
9/20	154	TEX	L	2-7	69-85	3	-20	TEX	5	Holland	Harden		13,635 1,443,112
9/21	155	TEX	L	2-3	69-86	3	-21	TEX	5	Uehara	Balfour	Feliz	19,589 1,462,701
9/22	156	TEX	W	4-3	70-86	3	-20	TEX	5	Balfour	Adams	Bailey	14,090 1,476,791
													<b>(80 dates)</b>
9/23	157	at LAA	W	3-1	71-86	3	-20	TEX	6	Gonzalez	Weaver	Bailey	39,217 2,330,877
9/24	158	at LAA	L	2-4	71-87	3	-21	TEX	6	Williams	Moscoco	Walden	41,113 2,371,990
9/25	159	at LAA	W	6-5	72-87	3	-21	TEX	7	De Los Santos	Walden	Bailey	40,794 2,412,784
9/26	160	at SEA	L	2-4	72-88	3	-22	TEX	8	Vargas	McCARTHY	League	17,057 2,429,841
9/27	161	at SEA	W	7-0	73-88	3	-22	TEX	9	Cahill	Beavan		18,600 2,448,441
9/28	162	at SEA	W	2-0	74-88	3	-22	TEX	10	Gonzalez	Vasquez	Bailey	20,173 2,468,614
													<b>(81 dates)</b>

### A'S DISABLED LIST, 2011

PLAYER	INJURY	DATES	GAMES MISSED	A's RECORD
Anderson	Left elbow soreness	June 7-November 1	101	47-54
Bailey	Strained right forearm	March 22-May 28	53	26-27
Balfour	Strained right oblique	June 22-July 6	14	5-9
Barton	Right shoulder surgery	September 2-November 1	25	13-12
Braden	Stiff left shoulder	April 17-November 1	147	67-80
Devine	Strained right rhomboid	September 27-November 1	2	2-0
Ellis	Right hamstring strain	June 7-21	13	7-6
Harden	Strained right shoulder	March 22-June 30	82	36-46
Magnuson	Right shoulder tendinitis	August 16-November 1	41	21-20
McCarthy	Stress reaction, right scapula	May 19-July 2	41	15-26
Rosales	Fractured right foot	March 22-June 5	60	27-33
Ross	Strained left oblique	May 20-July 24	57	22-35
Willingham	Left achilles strain	June 18-July 6	17	8-9
Wuertz	Strained left hamstring	April 2-24	21	11-10
Wuertz	Right thumb tendinitis	July 30-September 1	31	14-17

# WILD CARD DAY-BY-DAY

DATE	POS	GB	LEADER	LEAD	DATE	POS	GB	LEADER	LEAD	DATE	POS	GB	LEADER	LEAD
7/11-13	9	-15½	NYN	4½	8/8	7	-18½	NYN	7	9/3	7	-21½	BOS	9
7/14	9	-15½	NYN	4½	8/9	7	-17½	NYN	6	9/4	7	-20½	BOS	8
7/15	9	-14½	NYN	3½	8/10	7	-18½	NYN	7	9/5	7	-20½	BOS	7
7/16	9	-15	NYN	4½	8/11	7	-18½	NYN	8	9/6	7	-21½	BOS	8
7/17	9	-15	NYN	5½	8/12	7	-18½	NYN	7	9/7	7	-20½	BOS	7
7/18	9	-15½	NYN	6½	8/13	7	-19½	NYN	8	9/8	7	-20	BOS	6½
7/19	9	-15½	NYN	5½	8/14	7	-20	NYN	8½	9/9	7	-20	BOS	5½
7/20	9	-15½	NYN	6½	8/15	9	-21	NYN	9	9/10	7	-19	BOS	4½
7/21	18	-15	NYN	5½	8/16	7	-20½	BOS	9	9/11	7	-19	BOS	3½
7/22	18	-16	NYN	5½	8/17	7	-19½	BOS	8	9/12	7	-18½	BOS	3
7/23	8	-15	NYN	5½	8/18	7	-20½	BOS	8½	9/13	7	-19½	BOS	4
7/24	8	-16	NYN	5½	8/19	7	-20½	BOS	8½	9/14	7	-19½	BOS	4
7/25	8	-16	NYN	6½	8/20	7	-19½	BOS	7½	9/15	7	-18½	BOS	3
7/26	8	-16	NYN	6½	8/21	7	-20½	BOS	7½	9/16	7	-19½	BOS	4
7/27	8	-15	NYN	5½	8/22	7	-20	BOS	7½	9/17	7	-18½	BOS	3
7/28	8	-15½	NYN	5	8/23	7	-20	BOS	8½	9/18	7	-18½	BOS	2
7/29	8	-15½	NYN	5	8/24	7	-19	NYN	7½	9/19	7	-18½	BOS	2
7/30	8	-16	NYN	5½	8/25	7	-20	NYN	8	9/20	7	-18½	BOS	2
7/31	8	-16	NYN	6½	8/26	7	-19	NYN	7½	9/21	7	-18½	BOS	2½
8/1	8	-17	NYN	7	8/27	7	-20	NYN	7	9/22	7	-18	BOS	2
8/2	8	-18	NYN	7	8/28	7	-20	NYN	6½	9/23	7	-17½	BOS	2½
8/3	8	-19	NYN	8	8/29	7	-21	NYN	7½	9/24	7	-17½	BOS	1½
8/4	8	-19½	BOS	8	8/30	7	-22	NYN	8½	9/25	7	-17	BOS	1
8/5	8	-19½	BOS	7	8/31	7	-22	NYN	7½	9/26	7	-17	BOS/TB	--
8/6	8	-19½	BOS	8	9/1	7	-22	NYN	8½	9/27	7	-17	BOS/TB	--
8/7	17	-18½	NYN	7	9/2	7	-21½	BOS	9	9/28	7	-17	TB	1

# MISCELLANEOUS STATS

## Multiple Hit Games

PLAYER	2	3	4	5	TOT
Allen	7	2	0	0	9
Barton	9	1	1	0	11
Carter	1	0	0	0	1
Crisp	23	9	1	0	33
DeJesus	23	5	0	0	28
Ellis	9	2	0	0	11
Jackson	18	6	0	0	24
Kouzmanoff	7	0	0	0	7
LaRoche	5	0	0	0	5
Matsui	26	6	1	1	34
Pennington	23	6	1	0	30
Powell	1	0	0	0	1
Recker	1	0	0	0	1
Sizemore	15	2	1	0	18
Sogard	1	0	0	0	1
Suzuki	26	2	0	0	28
Sweeney	10	1	1	1	13
Weeks	21	13	1	0	35
Willingham	25	3	0	0	28

## Multiple RBI Games

PLAYER	2	3	4	5	6	TOT
Allen	1	0	0	0	0	1
Barton	5	0	0	0	0	5
Crisp	8	0	0	1	0	9
DeJesus	5	5	1	0	0	11
Ellis	1	1	1	0	0	3
Jackson	7	1	1	0	0	9
Kouzmanoff	2	0	1	0	0	3
LaRoche	0	1	0	0	0	1
Matsui	12	3	0	1	0	16
Miller	1	0	0	0	0	1
Pennington	8	4	1	0	0	13
Rosales	2	0	0	0	0	2
Sizemore	7	4	1	0	0	12
Suzuki	5	0	0	0	0	5
Sweeney	5	0	0	0	0	5
Weeks	4	2	0	0	0	6
Willingham	16	3	3	2	0	24

## Game Tying/Go Ahead RBI

PLAYER	GT	GA	TOT
Allen	3	2	5
Barton	1	5	6
Crisp	8	11	19
DeJesus	3	11	14
Ellis	0	4	4
Jackson	4	8	12
Kouzmanoff	1	4	5
LaRoche	0	1	1
Matsui	7	20	27
Miller	0	1	1
Pennington	7	12	19
Powell	1	1	2
Rosales	1	1	2
Sizemore	4	9	13
Sogard	0	1	1
Suzuki	4	7	11
Sweeney	4	5	9
Weeks	1	5	6
Willingham	13	24	37

# CLUB STATISTICS

AL West	Home		Road		Totals	
	W	L	W	L	W	L
vs. Los Angeles	6	3	5	5	11	8
vs. Seattle	5	4	4	6	9	10
vs. Texas	4	6	2	7	6	13
<b>Totals vs. West</b>	<b>15</b>	<b>13</b>	<b>11</b>	<b>18</b>	<b>26</b>	<b>31</b>

AL Central	W	L	W	L	W	L
	vs. Chicago	1	2	3	4	4
vs. Cleveland	1	2	1	3	2	5
vs. Detroit	4	4	1	1	5	5
vs. Kansas City	3	3	2	1	5	4
vs. Minnesota	2	3	2	1	4	4
<b>Totals vs. Central</b>	<b>11</b>	<b>14</b>	<b>9</b>	<b>10</b>	<b>20</b>	<b>24</b>

AL East	W	L	W	L	W	L
	vs. Baltimore	5	1	0	3	5
vs. Boston	1	1	1	5	2	6
vs. New York	0	3	3	3	3	6
vs. Tampa Bay	3	1	2	1	5	2
vs. Toronto	2	2	3	3	5	5
<b>Totals vs. East</b>	<b>11</b>	<b>8</b>	<b>9</b>	<b>15</b>	<b>20</b>	<b>23</b>
<b>Totals vs. AL</b>	<b>37</b>	<b>35</b>	<b>29</b>	<b>43</b>	<b>66</b>	<b>78</b>

National League	W	L	W	L	W	L
	vs. Arizona	2	1	0	0	2
vs. Florida	1	2	0	0	1	2
vs. New York	0	0	1	2	1	2
vs. Philadelphia	0	0	1	2	1	2
vs. San Francisco	3	0	0	3	3	3
<b>Totals vs. NL</b>	<b>6</b>	<b>3</b>	<b>2</b>	<b>7</b>	<b>8</b>	<b>10</b>
<b>Overall Totals</b>	<b>43</b>	<b>38</b>	<b>31</b>	<b>50</b>	<b>74</b>	<b>88</b>

	Home		Road		Totals	
	W	L	W	L	W	L
Shutouts	7	6	5	9	12	15
Sho - Individual	1	3	0	3	1	6
Extra Innings	3	4	5	7	8	11
One-Run Decisions	9	9	11	16	20	25
Two-Run Decisions	10	7	6	9	16	16
vs. LH Starters	12	13	13	16	25	29
vs. RH Starters	31	25	18	34	49	59
Grass Fields	43	38	26	46	69	84
Artificial Fields	0	0	5	4	5	4
Day Games	19	17	13	14	32	31
Night Games	24	21	18	36	42	57

	Oak	Opp.
	Double Plays	145
Triple Plays	0	0
Left On Base	1106	1137
Grand Slam HR	2	6
Home Runs - Home	50	60
Home Runs - Road	64	76

# HIGHS AND LOWS

## CLUB

Longest Winning Streak .....	6, June 15 to 21
Longest Winning Streak, Home .....	6, June 15 to 28
Longest Winning Streak, Road .....	3 (three times), last: August 11 to 24
Longest Losing Streak .....	10, May 30 to June 9
Longest Losing Streak, Home .....	4, May 30 to June 14
Longest Losing Streak, Road .....	4, August 12 to 15
Longest Losing Streak .....	7, June 3 to 9
Most Runs, Game, A's .....	15, August 26 at Boston
Most Runs, Game, Opponents .....	22, August 25 at New York
Most Runs, Inning, A's .....	9, July 27 vs. Tampa Bay (4th)
Most Runs, Inning, Opponents .....	9, July 22 at New York (3rd)
Largest Margin, Victory .....	14, May 17 vs. Los Angeles (14-0)
Largest Margin, Loss .....	13, August 25 at New York (9-22)
Most Hits, Game, A's .....	17, July 27 vs. Tampa Bay
Most Hits, Game, Opponents .....	21, August 25 at New York
Most Hits, Inning, A's .....	7, July 27 vs. Tampa Bay (4th)
Most Hits, Inning, Opponents .....	7, July 31 vs. Minnesota (3rd)
Most Hits, Inning, Opponents .....	7, July 22 at New York (3rd)
Most Home Runs, Game, A's .....	3 (three times), last: September 15 vs. Detroit
Most Home Runs, Game, Opponents .....	5, August 25 at New York
Most Doubles, Game, A's .....	8, August 26 at Boston
Most Doubles, Game, Opponents .....	7, June 4 at Boston
Most Triples, Game, A's .....	2 (three times), last: August 17 vs. Baltimore
Most Triples, Game, Opponents .....	2, April 26 at Los Angeles
	2, September 16 vs. Detroit

## Highs and Lows, continued

Most Stolen Bases, Game, A's .....	7, August 6 at Tampa Bay
Most Stolen Bases, Game, Opponents .....	4, May 30 vs. New York 4, May 31 vs. New York
Most Strikeouts, A's Pitchers .....	19, August 31 at Cleveland
Most Strikeouts, Opponents Pitchers .....	16, June 22 at New York (NL)
Most Walks, A's Pitchers .....	13, August 25 at New York
Most Walks, Opponents Pitchers .....	9 (three times), last: August 11 at Toronto
Fewest Hits Allowed, A's Pitchers .....	1, June 28 vs. Florida
Fewest Hits Allowed, Opponents Pitchers .....	1, August 21 vs. Toronto
Most Left on Base, Nine Inning Game .....	15, April 20 vs. Boston 15, May 27 vs. Baltimore
Most Left on Base, Extra Inning Game .....	13, August 31 at Cleveland
Fewest Left on Base, Game .....	1 (three times), last: May 6 at Kansas City
Most Errors, Game .....	5, April 1 vs. Seattle
Largest Comeback in Win .....	3 (six times), last: September 25 at Los Angeles
Largest Lead Surrendered in Loss .....	6, August 25 at New York

## INDIVIDUAL

Grand Slams .....	Conor Jackson, July 17 vs. Los Angeles (Pineiro) Scott Sizemore, September 10 at Texas (Tateyama)
Pinch Hit Home Runs .....	Josh Willingham, August 20 vs. Toronto (Lewis) Scott Sizemore, September 10 at Texas (Tateyama)
Lead Off Home Runs .....	Coco Crisp, April 20 vs. Boston (Buchholz) Jemile Weeks, September 23 at Los Angeles (Weaver)
Inside-The-Park Home Runs .....	None
Game Ending Home Runs .....	Hideki Matsui, May 2 vs. Texas (Oliver)
Longest Hitting Streak .....	15, Cliff Pennington, July 15 to 31 15, Hideki Matsui, July 23 to August 7
Most Runs, Game .....	3 (13 times), last: Jemile Weeks, September 22 vs. Texas
Most Hits, Game .....	5, Ryan Sweeney, May 5 vs. Cleveland 5, Hideki Matsui, July 24 at New York
Most Doubles, Game .....	3, Hideki Matsui, September 4 vs. Seattle
Most Triples, Game .....	1 (29 times), last: Ryan Sweeney, September 10 at Texas
Most Home Runs, Game .....	2 (seven times), last: Coco Crisp, August 24 at New York
Most Runs Batted In, Game .....	5 (four times), last: Coco Crisp, August 24 at New York
Most Walks, Game .....	3 (nine times), last: Hideki Matsui, September 13 vs. Los Angeles
Most Strikeouts, Game .....	4 (three times), last: Hideki Matsui, June 22 at New York (NL)
Most Stolen Bases, Game .....	4, Coco Crisp, August 6 at Tampa Bay
Longest Winning Streak .....	6, Trevor Cahill, April 7 to May 9
Longest Losing Streak .....	6, Brian Fuentes, May 3 to June 24
Most Strikeouts, Game, Pitcher .....	11, Rich Harden, August 19 vs. Toronto 11, Gio Gonzalez, September 28 at Seattle
Most Walks, Game, Pitcher .....	7, Gio Gonzalez, June 11 at Chicago 7, Trevor Cahill, June 14 vs. Kansas City
Most Innings, Game, Starter .....	9.0, Brett Anderson, May 5 vs. Cleveland 9.0, Brandon McCarthy, Sept. 3 vs. Seattle
Most Innings, Game, Reliever .....	4.0, Josh Outman, August 27 at Boston (2) 4.0, Graham Godfrey, Sept. 20 vs. Texas
Low Hit Complete Game .....	3, Brandon McCarthy, September 3 vs. Seattle
Most Consecutive Scoreless Innings .....	18.0, Gio Gonzalez, April 3 to 20
Most Consecutive Batters Retired .....	30, Guillermo Moscoso, September 2 to 7

## GENERAL

Longest Game, Innings .....	16, August 31 at Cleveland
Longest Game, Time, Nine Innings .....	4:31, August 25 at New York
Longest Game, Time, Extra Innings .....	5:17, June 4 at Boston (14)
Shortest Game, Time .....	2:12, July 6 vs. Seattle
Largest Crowd, Home .....	36,067 (four times), last: June 19 vs. San Francisco
Smallest Crowd, Home .....	9,193, May 2 vs. Texas
Largest Crowd, Road .....	47,343, August 23 at New York
Smallest Crowd, Road .....	10,556, June 6 at Baltimore
Postponement, Rain, Home .....	None
Postponement, Rain, Road .....	May 11 at Texas

# DESIGNATED HITTING STATISTICS

BATTER	AVG	G	AB	R	H	TB	2B	3B	HR	RBI	SH	SF	HP	BB	IBB	SO	SB	CS	DP	SLG	OBP
Carter,C	.154	4	13	1	2	2	0	0	0	0	0	0	0	1	0	6	0	0	0	.154	.214
Crisp,C	.333	2	3	2	1	1	0	0	0	1	0	0	0	0	0	2	0	0	0	.333	.333
DeJesus,D	.286	4	7	2	2	3	1	0	0	0	0	0	1	0	0	2	0	0	0	.429	.375
Matsui,H	.248	110	415	45	103	156	20	0	11	64	0	7	1	37	2	72	1	0	8	.376	.307
Pennington,C	.000	1	0	1	0	0	0	0	0	0	0	0	0	0	0	0	0	0	0	.000	.000
Powell,L	.000	1	1	0	0	0	0	0	0	0	0	0	0	0	0	0	0	0	0	.000	.000
Suzuki,K	.273	4	11	0	3	4	1	0	0	2	0	0	0	1	0	0	0	0	0	.364	.333
Sweeney,R	.000	2	0	1	0	0	0	0	0	0	0	0	0	0	0	0	0	0	0	.000	.000
Willingham,J	.234	36	128	17	30	56	5	0	7	24	0	4	0	22	2	38	1	0	2	.438	.338
<b>TOTALS</b>	<b>.244</b>	<b>244</b>	<b>578</b>	<b>69</b>	<b>141</b>	<b>222</b>	<b>27</b>	<b>0</b>	<b>18</b>	<b>91</b>	<b>0</b>	<b>11</b>	<b>2</b>	<b>61</b>	<b>4</b>	<b>118</b>	<b>4</b>	<b>0</b>	<b>10</b>	<b>.384</b>	<b>.313</b>

# PINCH HITTING STATISTICS

BATTER	AVG	G	AB	R	H	TB	2B	3B	HR	RBI	SH	SF	HP	BB	IBB	SO	SB	CS	DP	SLG	OBP
Barton,D	.000	3	2	0	0	0	0	0	0	0	0	0	0	1	0	1	0	0	0	.000	.333
Carter,C	.000	1	1	0	0	0	0	0	0	0	0	0	0	0	0	0	0	0	0	.000	.000
Crisp,C	.500	2	2	0	1	1	0	0	0	0	0	0	0	0	0	0	0	0	0	.500	.500
DeJesus,D	.400	5	5	0	2	2	0	0	0	0	0	0	0	0	0	2	1	0	0	.400	.400
Ellis,M	.000	1	1	0	0	0	0	0	0	0	0	0	0	0	0	0	0	0	0	.000	.000
Jackson,C	.250	15	12	2	3	3	0	0	0	3	0	0	1	1	0	1	0	0	1	.250	.357
Kouzmanoff,K	.000	1	1	0	0	0	0	0	0	0	0	0	0	0	0	0	0	0	0	.000	.000
Matsui,H	.000	6	4	0	0	0	0	0	0	1	0	1	0	1	0	0	0	0	0	.000	.167
Miller,J	.667	3	3	1	2	2	0	0	0	0	0	0	0	0	0	1	0	0	0	.667	.667
Powell,L	.000	2	2	0	0	0	0	0	0	0	0	0	0	0	0	1	0	0	0	.000	.000
Rosales,A	.000	1	1	0	0	0	0	0	0	0	0	0	0	0	0	1	0	0	0	.000	.000
Sizemore,S	.750	4	4	1	3	7	1	0	1	7	0	0	0	0	0	0	0	0	0	1.750	.750
Sogard,E	1.000	1	1	0	1	1	0	0	0	0	0	0	0	0	0	0	0	0	0	1.000	1.000
Suzuki,K	.000	1	0	0	0	0	0	0	0	0	0	0	1	0	0	0	0	0	0	.000	1.000
Sweeney,R	.222	21	18	4	4	6	0	1	0	2	0	0	0	3	0	4	0	0	1	.333	.333
Taylor,M	.000	1	1	0	0	0	0	0	0	0	0	0	0	0	0	0	0	0	0	.000	.000
Weeks,J	.000	1	1	0	0	0	0	0	0	0	0	0	0	0	0	1	0	0	0	.000	.000
Willingham,J	.167	6	6	1	1	4	0	0	1	2	0	0	0	0	0	1	0	0	0	.667	.167
<b>TOTALS</b>	<b>.262</b>	<b>58</b>	<b>65</b>	<b>9</b>	<b>17</b>	<b>26</b>	<b>1</b>	<b>1</b>	<b>2</b>	<b>15</b>	<b>0</b>	<b>1</b>	<b>1</b>	<b>7</b>	<b>0</b>	<b>13</b>	<b>1</b>	<b>0</b>	<b>2</b>	<b>.400</b>	<b>.338</b>

# BATTING WITH THE BASES LOADED

PLAYER	AVG	AB	H	2B	3B	HR	TOT SP		MISP	MOB	BB	IBB	SO	SH	SF	GIDP
							RBI	RBI								
Allen,B	.000	4	0	0	0	0	0	0	8	12	0	0	1	0	0	0
Barton,D	.000	3	0	0	0	0	5	5	12	18	1	0	1	0	2	0
Cahill,T	.000	1	0	0	0	0	0	0	2	3	0	0	0	0	0	1
Crisp,C	.125	8	1	0	0	0	4	4	20	30	0	0	0	0	2	1
DeJesus,D	.000	8	0	0	0	0	0	0	16	24	0	0	2	0	0	0
Ellis,M	.250	4	1	0	0	0	4	4	12	18	1	0	1	0	1	0
Jackson,C	.111	9	1	0	0	1	8	6	26	39	2	0	0	0	2	3
Kouzmanoff,K	.000	1	0	0	0	0	3	3	6	9	0	0	0	0	2	0
LaRoche,A	.000	1	0	0	0	0	0	0	2	3	0	0	0	0	0	0
Matsui,H	.400	10	4	1	0	0	11	10	28	42	0	0	1	0	3	1
Pennington,C	.500	8	4	0	0	0	9	9	22	33	1	0	3	0	2	0
Powell,L	.000	4	0	0	0	0	0	0	8	12	0	0	1	0	0	1
Rosales,A	.000	2	0	0	0	0	0	0	4	6	0	0	0	0	0	1
Sizemore,S	.333	9	3	2	0	1	11	7	20	30	1	0	1	0	0	1
Sogard,E	.000	1	0	0	0	0	0	0	2	3	0	0	1	0	0	0
Suzuki,K	.100	10	1	0	0	0	4	4	26	39	1	0	4	0	1	1
Sweeney,R	.250	8	2	0	0	0	3	3	18	27	1	0	4	0	0	1
Weeks,J	.600	5	3	0	0	0	5	5	12	18	0	0	0	0	1	0
Willingham,J	.357	14	5	1	0	0	13	13	36	54	1	0	6	0	3	0
<b>ATHLETICS</b>	<b>.227</b>	<b>110</b>	<b>25</b>	<b>4</b>	<b>0</b>	<b>2</b>	<b>80</b>	<b>73</b>	<b>280</b>	<b>420</b>	<b>9</b>	<b>0</b>	<b>26</b>	<b>0</b>	<b>19</b>	<b>11</b>



# BATTING WITH RISP

PLAYER	AVG	AB	H	2B	3B	HR	TOT		SP		MOB	BB	IBB	SO	SH	SF	GIDP
							RBI	RBI	MISP	RBI							
Allen,B	.200	35	7	3	0	0	7	7	48	68	2	1	15	0	1	0	0
Barton,D	.245	53	13	1	0	0	20	20	84	110	16	3	11	0	3	4	4
Cahill,T	.000	1	0	0	0	0	0	0	2	3	0	0	0	0	0	1	0
Carter,C	.000	7	0	0	0	0	0	0	7	10	0	0	4	0	0	0	0
Crisp,C	.298	131	39	8	1	1	45	42	171	234	9	2	12	3	6	2	2
DeJesus,D	.218	101	22	4	2	2	36	33	140	195	13	1	18	1	4	5	5
Ellis,M	.132	53	7	1	0	0	13	13	71	100	2	0	10	3	1	1	1
Jackson,C	.216	97	21	4	1	2	34	28	134	195	11	0	14	0	2	5	5
Kouzmanoff,K	.226	31	7	1	0	1	13	12	43	55	2	0	2	0	4	0	0
LaRoche,A	.200	15	3	1	0	0	5	4	24	28	4	1	2	0	0	0	0
Matsui,H	.285	137	39	9	0	3	61	53	196	270	19	3	21	0	9	2	2
Miller,J	.333	3	1	0	0	1	2	1	3	5	0	0	2	0	0	0	0
Outman,J	.000	1	0	0	0	0	0	0	1	1	0	0	0	0	0	0	0
Pennington,C	.348	115	40	6	1	3	48	43	162	222	14	1	18	5	4	0	0
Powell,L	.094	32	3	1	0	0	3	3	45	59	5	0	9	0	0	3	3
Recker,A	.000	7	0	0	0	0	0	0	7	11	0	0	5	0	0	0	0
Rosales,A	.125	16	2	0	0	0	5	5	24	37	1	0	3	0	2	3	3
Sizemore,S	.356	73	26	8	1	3	40	32	110	151	15	0	15	1	1	4	4
Sogard,E	.143	14	2	1	0	0	2	2	16	21	1	0	3	0	0	1	1
Suzuki,K	.204	103	21	6	0	0	28	27	149	211	12	1	19	1	7	6	6
Sweeney,R	.297	64	19	2	2	1	23	19	90	126	9	3	15	1	1	3	3
Taylor,M	.667	3	2	0	0	0	0	0	3	4	0	0	0	0	0	0	0
Weeks,J	.395	81	32	7	1	0	32	31	100	151	4	1	10	0	4	1	1
Willingham,J	.313	134	42	9	0	11	72	53	195	274	20	3	33	0	8	0	0
<b>ATHLETICS</b>	<b>.266</b>	<b>1307</b>	<b>348</b>	<b>72</b>	<b>9</b>	<b>28</b>	<b>489</b>	<b>428</b>	<b>1825</b>	<b>2541</b>	<b>159</b>	<b>20</b>	<b>241</b>	<b>15</b>	<b>57</b>	<b>41</b>	

# STARTING LINEUPS

## STARTS IN THE BATTING ORDER

PLAYER	1	2	3	4	5	6	7	8	9
Allen	-	-	-	-	17	7	9	7	-
Barton	-	52	-	-	-	5	1	3	1
Carter	-	-	-	-	6	4	3	-	-
Crisp	61	45	24	-	-	-	-	-	-
DeJesus	11	10	22	-	29	32	12	6	-
Ellis	2	2	-	-	5	10	38	1	-
Jackson	-	-	28	3	24	21	6	1	-
Kouzmanoff	-	-	-	-	1	2	4	34	1
LaRoche	-	-	-	-	-	2	4	18	4
Matsui	-	-	63	41	26	4	1	-	-
Miller	-	-	-	-	-	1	1	-	-
Pennington	1	37	1	-	-	8	13	10	73
Powell	-	-	-	-	-	2	7	16	6
Recker	-	-	-	-	-	-	1	2	2
Rosales	-	-	-	-	-	-	4	4	10
Sizemore	1	8	-	-	20	14	7	11	27
Sogard	-	1	-	-	-	-	-	2	16
Suzuki	-	1	-	-	23	29	40	37	-
Sweeney	1	3	11	-	11	21	10	8	-
Taylor	-	2	-	-	-	-	1	2	4
Weeks	85	1	1	-	-	-	-	-	9
Willingham	-	-	12	118	-	-	-	-	-

# BATTING AND PITCHING BREAKDOWN

## BATTING

Total	AVG	G	AB	R	H	HR	RBI
Before ASB	.233	92	3075	315	716	50	298
After ASB	.258	70	2377	330	614	64	314
Home	.249	81	2630	335	655	50	317
Away	.239	81	2822	310	675	64	295
Day	.251	63	2130	265	534	44	252
Night	.240	99	3322	380	796	70	360
vs. Left	.230	-	1643	-	378	36	167
vs. Right	.250	-	3809	-	952	78	445
April	.237	27	913	90	216	13	85
May	.245	29	984	110	241	18	105
June	.222	26	860	85	191	12	80
July	.279	26	871	130	243	20	125
August	.244	28	978	121	239	29	113
September	.236	26	846	109	200	22	104
Baltimore	.277	9	296	36	82	7	34
Boston	.256	8	301	43	77	5	42
Chicago	.250	10	344	43	86	6	40
Cleveland	.214	7	266	20	57	3	20
Detroit	.239	10	322	37	77	5	36
Kansas City	.246	9	297	42	73	6	40
Los Angeles	.264	19	641	77	169	10	72
Minnesota	.251	8	263	31	66	4	28
New York (AL)	.290	9	321	42	93	12	42
Seattle	.233	19	627	71	146	13	68
Tampa Bay	.311	7	238	51	74	11	50
Texas	.204	19	612	66	125	17	61
Toronto	.220	10	332	36	73	7	32
Arizona	.307	3	101	14	31	2	14
Florida	.200	3	95	5	19	2	5
New York (NL)	.211	3	109	10	23	1	9
Philadelphia	.208	3	96	5	20	1	5
San Francisco	.204	6	191	16	39	2	14

## PITCHING

Total	ERA	W	L	INN	H	R	ER	HR
Before ASB	3.13	39	53	825.1	742	339	287	62
After ASB	4.48	35	35	622.1	638	340	310	74
Home	3.18	43	38	738.0	649	309	261	60
Away	4.26	31	50	709.2	731	370	336	76
Day	3.89	32	31	569.0	555	272	246	54
Night	3.60	42	57	878.2	825	407	351	82
Starter	3.70	59	63	992.2	954	456	408	96
Reliever	3.74	15	25	455.0	426	223	189	40
April	2.79	13	14	241.2	218	94	75	17
May	3.17	14	15	264.0	236	106	93	15
June	3.38	9	17	232.0	214	100	87	18
July	4.35	13	13	229.2	224	125	111	30
August	4.93	11	17	250.1	267	151	137	30
September	3.68	14	12	230.0	221	103	94	26
Baltimore	3.58	5	4	78.0	70	34	31	7
Boston	5.33	2	6	72.2	89	46	43	11
Cleveland	2.69	2	5	70.1	61	21	21	5
Chicago	3.61	4	6	89.2	87	43	36	10
Detroit	2.90	5	5	90.0	78	37	29	7
Kansas City	4.15	5	4	80.1	73	38	37	5
Los Angeles	3.04	11	8	169.0	135	64	57	15
Minnesota	4.00	4	4	72.0	80	35	32	6
New York (AL)	8.54	3	6	79.0	102	77	75	18
Seattle	2.66	9	10	166.0	140	56	49	9
Tampa Bay	3.86	5	2	63.0	65	32	27	9
Texas	4.89	6	13	165.2	207	114	90	19
Toronto	3.27	5	5	88.0	68	34	32	7
Arizona	3.33	2	1	27.0	21	10	10	3
Florida	1.67	1	2	27.0	16	8	5	2
New York (NL)	2.12	1	2	29.2	25	10	7	1
Philadelphia	1.75	1	2	25.2	18	5	5	0
San Francisco	1.81	3	3	54.2	45	15	11	2

REVIEW

## PLAYER TRANSACTIONS

- March 13 Adrian Cardenas, Fautino De Los Santos and Sean Doolittle optioned to Sacramento; Pedro Figueroa optioned to Midland
- March 20 Trystan Magnuson, Guillermo Moscoso, Josh Outman and Michael Taylor optioned to Sacramento
- March 25 Chris Carter optioned to Sacramento
- March 27 Joey Devine optioned to Sacramento
- March 30 Josh Donaldson, Tyson Ross and Eric Sogard optioned to Sacramento; Andy LaRoche selected from Sacramento; Adam Rosales placed on the 60-day disabled list retroactive to March 22 (fractured right foot); Andrew Bailey placed on the 15-day disabled list retroactive to March 22 (strained right forearm); Rich Harden placed on the 15-day disabled list retroactive to March 22 (strained right shoulder)

### OPENING DAY ROSTER

- Pitchers (12):** Brett Anderson, Grant Balfour, Jerry Blevins, Dallas Braden, Craig Breslow, Trevor Cahill, Bobby Cramer, Brian Fuentes, Gio Gonzalez, Brandon McCarthy, Michael Wuerzt, Brad Ziegler
- Catchers (2):** Landon Powell, Kurt Suzuki
- Infielders (6):** Daric Barton, Mark Ellis, Conor Jackson, Kevin Kouzmanoff, Andy LaRoche, Cliff Pennington
- Outfielders (5):** Coco Crisp, David DeJesus, Hideki Matsui, Ryan Sweeney, Josh Willingham

- April 6 Michael Wuerzt placed on the 15-day disabled list retroactive to April 2 (strained left hamstring); Tyson Ross recalled from Sacramento
- April 16 Michael Wuerzt sent to Stockton on a rehab assignment

## Player Transactions, continued

April 18	Dallas Braden placed on the 15-day disabled list retroactive to April 17 (stiff left shoulder); David Purcey acquired from the Toronto Blue Jays for minor leaguer Danny Farquhar; Rich Harden transferred to the 60-day disabled list	June 23	Chris Carter recalled from Sacramento; Josh Willingham placed on the 15-day disabled list retroactive to June 18 (left achilles strain); Brandon McCarthy sent to Stockton on a rehab assignment.
April 20	Michael Wuertz rehab transferred to Sacramento	June 28	Trystan Magnuson recalled from Sacramento; Grant Balfour placed on the 15-day disabled list retroactive to June 22 (strained right oblique)
April 25	Michael Wuertz reinstated from the 15-day disabled list; Bobby Cramer optioned to Sacramento	June 30	Mark Ellis traded to the Colorado Rockies with cash considerations for pitcher Bruce Billings and a player to be named later; Josh Willingham and Tyson Ross sent to Sacramento on a rehab assignment
April 27	Kurt Suzuki placed on paternity leave list; Josh Donaldson recalled from Sacramento		
April 29	Kurt Suzuki reinstated from paternity leave list; Josh Donaldson optioned to Sacramento		
May 11	Trystan Magnuson recalled from Sacramento; Jerry Blevins optioned to Sacramento	July 1	Rich Harden reinstated from the disabled list; Fautino De Los Santos recalled from Sacramento; Trystan Magnuson optioned to Sacramento; Bobby Cramer designated for assignment
May 13	Josh Willingham placed on suspended list	July 3	Brandon McCarthy reinstated from the disabled list; Josh Outman optioned to Sacramento
May 14	Josh Willingham reinstated from suspended list	July 5	Grant Balfour sent to Sacramento on a rehab assignment
May 20	Jerry Blevins, Fautino De Los Santos and Joey Devine recalled from Sacramento; Brandon McCarthy placed on the 15-day disabled list retroactive to May 19 (stress reaction in right scapula); Tyson Ross placed on the 15-day disabled list (left oblique strain); Trystan Magnuson optioned to Sacramento; Andrew Bailey sent to Sacramento on a rehab assignment	July 7	Grant Balfour and Josh Willingham reinstated from the disabled list; Graham Godfrey and Guillermo Moscoso optioned to Sacramento
May 23	Josh Outman recalled from Sacramento; Jerry Blevins designated for assignment	July 10	Tyson Ross transferred to Stockton on rehab
May 24	Guillermo Moscoso recalled from Sacramento; Fautino De Los Santos and Jerry Blevins optioned to Sacramento	July 11	Bobby Cramer released
May 27	Scott Sizemore acquired from the Detroit Tigers for David Purcey and optioned to Sacramento; Bobby Cramer recalled from Sacramento	July 13	Tyson Ross returned from rehab
May 29	Andrew Bailey reinstated from the disabled list; Bobby Cramer optioned to Sacramento	July 15	Eric Sogard recalled from Sacramento; Chris Carter optioned to Sacramento
June 1	Adam Rosales sent to Sacramento on a rehab assignment	July 16	Jerry Blevins recalled from Sacramento; Adam Rosales optioned to Sacramento (after game 1 of doubleheader)
June 3	Grant Balfour placed on paternity leave list; Fautino De Los Santos recalled from Sacramento	July 19	Guillermo Moscoso recalled from Sacramento; Jerry Blevins designated for assignment
June 5	Grant Balfour reinstated from paternity leave list; Andy LaRoche designated for assignment	July 20	Jerry Blevins optioned to Sacramento
June 6	Adam Rosales reinstated from the disabled list; Scott Sizemore recalled from Sacramento; Kevin Kouzmanoff and Fautino De Los Santos optioned to Sacramento	July 24	Tyson Ross sent to Sacramento on rehab
June 7	Bobby Cramer recalled from Sacramento; Jemile Weeks selected from Sacramento; Brett Anderson placed on the 15-day disabled list (left elbow soreness); Mark Ellis placed on the 15-day disabled list (strained right hamstring); Dallas Braden transferred to the 60-day disabled list	July 25	Tyson Ross reinstated from the disabled list and optioned to Sacramento
June 8	Andy LaRoche outrighted to Sacramento	July 27	Trystan Magnuson recalled from Sacramento; Joey Devine optioned to Sacramento
June 10	Graham Godfrey selected from Sacramento; Bobby Cramer optioned to Sacramento; Kevin Kouzmanoff outrighted to Sacramento	July 30	Jerry Blevins recalled from Sacramento; Michael Wuertz placed on the 15-day disabled list (right thumb tendinitis)
June 18	Mark Ellis sent to Sacramento on a rehab assignment	July 31	Brad Ziegler traded to the Arizona Diamondbacks for Jordan Norberto and Brandon Allen; Brandon Allen optioned to Sacramento; Brett Anderson transferred to the 60-day disabled list
June 20	Rich Harden sent to Sacramento on a rehab assignment	August 2	Adam Rosales recalled from Sacramento; Jerry Blevins designated for assignment
June 22	Mark Ellis reinstated from the disabled list; Daric Barton optioned to Sacramento	August 3	Jerry Blevins optioned to Sacramento
		August 13	Brandon Allen and Bruce Billings recalled from Sacramento; Adam Rosales and Jordan Norberto optioned to Sacramento
		August 18	Trystan Magnuson placed on the 15-day disabled list retroactive to August 16 (right shoulder tendinitis); Jordan Norberto recalled from Sacramento
		August 22	Landon Powell optioned to Sacramento
		August 23	Anthony Recker selected from Sacramento; Trystan Magnuson transferred to the 60-day disabled list
		August 26	Jerry Blevins and Josh Outman recalled from Sacramento; Bruce Billings and Jordan Norberto optioned to Sacramento

August 27	Graham Godfrey recalled from Sacramento; Jerry Blevins designated for assignment (after game 1 of doubleheader)	Oct. 30	Coco Crisp, David DeJesus, Rich Harden, Hideki Matsui and Josh Willingham elected free agency
August 28	Michael Wuertz sent to Stockton on a rehab assignment	Nov. 2	Brett Anderson, Daric Barton, Dallas Braden, Joey Devine, Trystan Magnuson and Evan Scribner reinstated from the 60-day disabled list; Trystan Magnuson designated for assignment
August 29	Graham Godfrey optioned to Sacramento	Nov. 4	Trystan Magnuson traded to the Toronto Blue Jays for cash considerations
August 30	Neil Wagner selected from Sacramento; Bruce Billings outrighted to Sacramento; Jerry Blevins optioned to Sacramento	Nov. 18	Jermaine Mitchell selected from Sacramento; Cedric Hunter and Evan Scribner outrighted to Sacramento
August 31	Brian Fuentes placed on the bereavement list; Jerry Blevins recalled from Sacramento; Michael Wuertz transferred to Sacramento on rehab; Conor Jackson traded to the Boston Red Sox with cash considerations for minor league pitcher Jason Rice	Dec. 9	Ryan Cook, Collin Cowgill and Jarrod Parker acquired from Arizona for Craig Breslow, Trevor Cahill and cash considerations
Sept. 1	Jason Rice selected from Sacramento	Dec. 23	A.J. Cole, Tommy Milone, Derek Norris and Brad Peacock acquired from Washington for Gio Gonzalez and Rob Gilliam; Jai Miller and Landon Powell designated for assignment
Sept. 2	Adam Rosales and Michael Taylor recalled from Sacramento; Andrew Carignan selected from Sacramento; Michael Wuertz reinstated from the disabled list; Daric Barton recalled from Sacramento and placed on the 60-day disabled list (right shoulder surgery)	Dec. 28	Raul Alcantara, Miles Head and Josh Reddick acquired from Boston for Andrew Bailey and Ryan Sweeney
Sept. 3	Brian Fuentes reinstated from the bereavement list	Jan. 3	Jai Miller traded to Baltimore for cash considerations
Sept. 6	Jason Rice claimed off waivers by Cleveland	Jan. 5	Coco Crisp agrees to terms on a two-year contract through 2013 with a club option for 2014; Landon Powell outrighted to Sacramento
Sept. 10	Landon Powell recalled from Sacramento	Jan. 16	Seth Smith acquired from Colorado for Guillermo Moscoso and Josh Outman
Sept. 11	Jai Miller selected from Sacramento	Jan. 24	Bartolo Colon agrees to terms on a one-year contract
Sept. 17	Chris Carter and Graham Godfrey recalled from Sacramento	Jan. 26	Jonny Gomes agrees to terms on a one-year contract; Adrian Cardenas designated for assignment
Sept. 27	Kila Ka'aihue acquired from Kansas City for minor league pitcher Philip Hollingsworth; Joey Devine recalled from Midland and placed on the 60-day disabled list (right rhomboid strain)	Feb. 6	Adrian Cardenas claimed off waivers by the Chicago Cubs
Sept. 30	Eliezer Mesa acquired from the Colorado Rockies as the player to be named later in the June 30 Mark Ellis trade		
Oct. 25	Cedric Hunter and Evan Scribner claimed off waivers from the San Diego Padres; Michael Wuertz released		

### 2011 RELIEF PITCHER EFFECTIVENESS

	Runners Inherited	Runners Scored	First Hitters	Save Situations
Bailey	3	1	5 for 40 (2 bb)	24 for 26
Balfour	15	2	15 for 60 (2 bb)	2 for 7
Billings	4	3	2 for 3	0 for 0
Blevins	14	8	6 for 23 (3 bb)	0 for 0
Breslow	38	8	14 for 62 (4 bb, hb)	0 for 3
Carignan	2	0	1 for 6	0 for 0
Cramer	7	0	0 for 5	0 for 0
De Los Santos	21	7	7 for 30 (4 bb)	0 for 2
Devine	10	3	6 for 21 (3 bb, hbp)	0 for 1
Fuentes	28	7	15 for 61 (6 bb)	12 for 15
Godfrey	0	0	1 for 1	0 for 0
Magnuson	4	3	4 for 9	0 for 0
Moscoso	1	0	0 for 2	0 for 0
Norberto	2	1	0 for 5 (bb)	0 for 0
Outman	0	0	3 for 4	0 for 0
Purcey	4	1	2 for 9	0 for 0
Ross	0	0	2 for 3	0 for 0
Wagner	3	1	0 for 2 (3 bb, hbp)	0 for 0
Wuertz	14	7	10 for 35 (4 bb)	0 for 1
Ziegler	38	18	12 for 39 (4 bb)	1 for 2

# STATS AT THE ALL-STAR BREAK

PLAYER	AVG	G	AB	R	H	TB	2B	3B	HR	RBI	SH	SF	HP	BB	IBB	SO	SB	CS	DP	GI			E	SLG	OBP
																				DP	DP	DP			
Barton,D	.212	67	236	27	50	63	13	0	0	21	0	3	2	39	3	47	2	1	6	8	.267	.325			
+Carter,C	.133	10	30	1	4	4	0	0	0	0	0	0	2	0	14	0	0	0	1	.133	.188				
Crisp,C	.267	81	318	43	85	125	18	5	4	30	2	3	1	22	2	37	26	9	8	1	.393	.314			
DeJesus,D	.220	79	264	30	58	88	9	3	5	24	1	1	7	28	0	46	3	2	7	1	.333	.310			
Ellis,M	.217	62	217	21	47	63	11	1	1	16	4	1	3	8	0	32	7	2	3	2	.290	.253			
Jackson,C	.243	70	218	17	53	69	10	0	2	22	0	1	3	22	0	30	3	1	9	1	.317	.320			
Kouzmanoff	.221	46	136	13	30	48	6	0	4	17	0	4	1	8	0	27	2	0	2	9	.353	.262			
LaRoche,A	.247	40	93	10	23	31	6	1	0	5	1	0	2	8	1	19	0	0	6	5	.333	.320			
Matsui,H	.209	76	263	25	55	86	13	0	6	34	0	5	0	32	2	54	1	1	6	0	.327	.290			
Pennington	.235	88	294	26	69	90	10	1	3	23	5	3	1	21	0	55	6	6	4	11	.306	.285			
Powell,L	.183	22	71	6	13	19	3	0	1	3	0	0	0	6	0	20	0	0	3	1	.268	.247			
Rosales,A	.121	12	33	3	4	10	0	0	2	5	0	0	1	2	0	9	0	0	2	4	.303	.194			
Sizemore,S	.261	45	157	19	41	59	6	0	4	18	4	0	0	19	0	44	1	1	3	3	.376	.341			
OAK	.287	28	94	11	27	44	5	0	4	14	3	0	0	9	0	25	0	0	3	3	.468	.350			
Suzuki,K	.225	79	275	25	62	94	11	0	7	22	0	1	5	21	0	35	2	2	8	6	.342	.291			
Sweeney,R	.284	60	148	15	42	49	5	1	0	10	0	1	0	18	1	23	1	1	4	0	.331	.359			
+Weeks,J	.287	31	122	14	35	49	8	3	0	8	1	1	0	5	0	20	7	3	1	4	.402	.313			
Willingham	.241	68	245	28	59	104	12	0	11	44	0	2	4	22	0	81	4	1	3	1	.424	.311			
PITCHERS	.000	92	18	0	0	0	0	0	0	0	3	0	0	0	7	0	0	1	13	.000	.000				
<b>OAKLAND</b>	<b>.233</b>	<b>92</b>	<b>3075</b>	<b>315</b>	<b>716</b>	<b>1036</b>	<b>140</b>	<b>15</b>	<b>50</b>	<b>298</b>	<b>20</b>	<b>26</b>	<b>30</b>	<b>273</b>	<b>9</b>	<b>581</b>	<b>64</b>	<b>29</b>	<b>76</b>	<b>71</b>	<b>.337</b>	<b>.299</b>			
<b>OPPONENT</b>	<b>.242</b>	<b>92</b>	<b>3072</b>	<b>339</b>	<b>743</b>	<b>1078</b>	<b>129</b>	<b>10</b>	<b>62</b>	<b>313</b>	<b>33</b>	<b>27</b>	<b>23</b>	<b>296</b>	<b>20</b>	<b>629</b>	<b>64</b>	<b>31</b>	<b>78</b>	<b>59</b>	<b>.351</b>	<b>.311</b>			

PITCHER	W	L	ERA	G	GS	CG	GFSHO	SV	IP	H	R	ER	HR	HB	BB	IBB	SO	WP	BK	AVG	OPP	
																					AVG	AVG
Anderson,	3	6	4.00	13	13	1	0	0	83.1	86	40	37	8	7	25	1	61	0	1	.270		
Bailey,A	0	2	2.40	15	0	0	13	0	8	15.0	9	5	4	1	0	3	2	13	0	0	.170	
Balfour,G	4	1	2.34	35	0	0	13	0	2	34.2	23	9	9	3	0	15	1	37	0	0	.189	
Blevins,J	0	0	4.40	15	0	0	6	0	0	14.1	13	11	7	2	0	13	1	13	0	0	.260	
Braden,D	1	1	3.00	3	3	0	0	0	0	18.0	18	7	6	2	0	5	0	15	0	0	.265	
Breslow,C	0	2	3.06	38	0	0	4	0	0	32.1	38	12	11	2	0	11	0	26	0	0	.306	
Cahill,T	8	7	3.12	20	20	0	0	0	0	127.0	113	49	44	11	2	51	0	91	11	0	.240	
+Cramer,B	0	1	1.08	5	0	0	3	0	0	8.1	6	1	1	1	0	1	0	6	0	0	.200	
+De Los Santos	0	0	3.18	5	0	0	1	0	0	5.2	3	2	2	0	0	2	0	9	3	0	.158	
Devine,J	0	1	2.14	22	0	0	2	0	0	21.0	15	5	5	0	0	7	0	19	0	0	.195	
Fuentes,B	1	8	4.82	41	0	0	25	0	12	37.1	37	26	20	3	3	16	5	29	1	0	.259	
+Godfrey,G	1	1	4.24	3	3	0	0	0	0	17.0	21	11	8	2	1	4	0	9	0	0	.300	
Gonzalez,	8	6	2.47	18	18	0	0	0	0	113.0	92	40	31	9	6	52	1	111	6	1	.221	
Harden,R	1	1	5.73	2	2	0	0	0	0	11.0	12	7	7	2	0	2	0	8	2	0	.279	
+Magnuson,	0	0	8.53	3	0	0	1	0	0	6.1	7	6	6	1	0	1	0	5	3	0	.269	
McCarthy,	1	5	3.66	11	11	2	0	0	0	76.1	81	37	31	3	0	12	1	46	2	0	.282	
+Moscoco,G	3	4	2.16	10	8	0	1	0	0	50.0	34	17	12	5	1	18	1	27	0	0	.186	
Outman,J	3	3	3.47	8	8	0	0	0	0	46.2	44	20	18	3	0	18	0	23	2	0	.253	
Purcey,D	1	1	4.26	28	0	0	8	0	0	31.2	30	15	15	2	0	19	2	21	0	0	.250	
OAK	0	0	2.13	9	0	0	3	0	0	12.2	9	3	3	1	0	3	0	7	0	0	.191	
Ross,T	3	3	2.75	9	6	0	1	0	0	36.0	33	12	11	1	0	13	1	24	2	0	.252	
Wuertz,M	0	0	2.67	28	0	0	6	0	0	27.0	19	8	8	2	0	14	3	24	0	0	.196	
Ziegler,B	2	1	1.95	35	0	0	10	0	1	32.1	30	11	7	0	1	10	3	26	0	0	.246	
<b>OAKLAND</b>	<b>39</b>	<b>53</b>	<b>3.14</b>	<b>92</b>	<b>92</b>	<b>3</b>	<b>89</b>	<b>5</b>	<b>23</b>	<b>825.1</b>	<b>743</b>	<b>339</b>	<b>288</b>	<b>62</b>	<b>23</b>	<b>296</b>	<b>20</b>	<b>629</b>	<b>32</b>	<b>2</b>	<b>.242</b>	
<b>OPPONENTS</b>	<b>53</b>	<b>39</b>	<b>3.10</b>	<b>92</b>	<b>92</b>	<b>8</b>	<b>84</b>	<b>11</b>	<b>28</b>	<b>830.1</b>	<b>716</b>	<b>315</b>	<b>286</b>	<b>50</b>	<b>30</b>	<b>273</b>	<b>9</b>	<b>581</b>	<b>24</b>	<b>6</b>	<b>.233</b>	

# STATS AFTER THE ALL-STAR BREAK

PLAYER	AVG	G	AB	R	H	TB	2B	3B	HR	RBI	SH	SF	HP	BB	IBB	SO	CS	SB	DP	GI			
																				E	SLG	OBP	
Allen,B	.205	41	146	18	30	52	9	2	3	11	0	1	0	11	1	55	2	0	0	0	4	.356	.259
+Carter,C	.143	5	14	1	2	2	0	0	0	0	0	0	0	0	0	6	0	0	1	0	.143	.143	
Crisp,C	.258	55	213	26	55	76	9	0	4	24	2	3	0	19	0	28	23	0	3	0	.357	.315	
DeJesus,D	.270	52	178	30	48	78	11	2	5	22	3	3	4	17	1	40	1	1	7	3	.438	.342	
Jackson,C	.246	44	134	15	33	51	7	1	3	21	0	2	0	10	0	23	0	0	4	1	.381	.295	
OAK	.261	32	115	13	30	45	7	1	2	16	0	1	0	8	0	20	0	0	3	1	.391	.306	
Matsui,H	.295	65	254	33	75	108	15	0	6	38	0	4	1	24	1	30	0	0	4	1	.425	.353	
+Miller,J	.250	7	12	2	3	6	0	0	1	2	0	0	0	0	0	5	0	0	0	0	.500	.250	
Pennington	.303	60	221	31	67	100	16	1	5	35	3	1	0	21	1	49	8	3	1	11	.452	.362	
Powell,L	.150	14	40	4	6	6	0	0	0	1	0	0	0	5	0	12	0	0	1	1	.150	.244	
+Recker,A	.176	5	17	3	3	4	1	0	0	0	0	0	0	4	0	7	0	0	0	1	.235	.333	
Rosales,A	.071	12	28	2	2	2	0	0	0	3	0	2	0	2	0	4	0	0	2	0	.071	.125	
Sizemore,S	.232	65	211	31	49	88	16	1	7	38	1	1	2	34	0	68	4	2	5	10	.417	.343	
+Sogard,E	.200	27	70	7	14	23	3	0	2	4	0	0	0	4	0	13	0	0	2	2	.329	.243	
Suzuki,K	.254	55	185	29	47	83	15	0	7	22	3	6	2	17	1	29	0	0	6	1	.449	.314	
Sweeney,R	.241	48	116	19	28	41	6	2	1	15	1	0	0	15	2	25	0	0	3	0	.353	.328	
+Taylor,M	.200	11	30	4	6	9	0	0	1	1	0	0	0	5	0	11	0	0	0	0	2	.300	.314
+Weeks,J	.310	66	284	36	88	122	18	5	2	28	1	3	4	16	1	42	15	8	2	8	.430	.352	
Willingham	.251	68	243	41	61	129	14	0	18	54	0	6	7	34	3	69	0	0	3	1	.531	.352	
PITCHERS	.000	70	0	0	0	0	0	0	0	0	0	0	0	0	0	0	0	0	0	0	6	.000	.000
<b>OAKLAND</b>	<b>.258</b>	<b>70</b>	<b>2377</b>	<b>330</b>	<b>614</b>	<b>974</b>	<b>140</b>	<b>14</b>	<b>64</b>	<b>314</b>	<b>14</b>	<b>31</b>	<b>20</b>	<b>236</b>	<b>11</b>	<b>513</b>	<b>53</b>	<b>14</b>	<b>43</b>	<b>52</b>	<b>.410</b>	<b>.327</b>	
<b>OPPONENT</b>	<b>.261</b>	<b>70</b>	<b>2441</b>	<b>340</b>	<b>638</b>	<b>1008</b>	<b>116</b>	<b>16</b>	<b>74</b>	<b>324</b>	<b>12</b>	<b>14</b>	<b>18</b>	<b>223</b>	<b>4</b>	<b>531</b>	<b>55</b>	<b>16</b>	<b>42</b>	<b>36</b>	<b>.413</b>	<b>.326</b>	

PITCHER	W	L	ERA	G	GS	CG	GFSHO	SV	IP	H	R	ER	HR	HB	BB	IBB	SO	WP	BK	AVG	OPP
Bailey,A	0	2	3.71	27	0	0	24	0	16	26.2	25	13	11	2	0	9	0	28	0	0	.243
Balfour,G	1	1	2.63	27	0	0	2	0	0	27.1	21	8	8	5	0	5	0	22	0	0	.212
+Billings,	0	0	12.60	3	0	0	0	0	0	5.0	8	9	7	1	0	6	0	7	0	0	.348
Blevins,J	0	0	1.29	11	0	0	5	0	0	14.0	11	3	2	0	1	1	0	13	0	0	.212
Breslow,C	0	0	4.67	29	0	0	6	0	0	27.0	31	17	14	2	2	10	1	18	3	0	.284
Cahill,T	4	7	5.80	14	14	0	0	0	0	80.2	101	53	52	8	6	31	1	56	4	0	.309
+Carignan,	0	0	4.26	6	0	0	3	0	0	6.1	8	4	3	1	0	2	0	5	1	0	.276
+De Los Santos	3	2	4.55	29	0	0	7	0	0	27.2	24	17	14	4	0	15	1	34	6	0	.231
Devine,J	1	0	18.00	4	0	0	1	0	0	2.0	3	4	4	0	0	4	0	1	0	0	.429
Fuentes,B	1	0	1.71	26	0	0	4	0	0	21.0	15	4	4	3	1	4	0	13	1	0	.197
+Godfrey,G	0	1	3.38	2	1	0	0	0	0	8.0	11	3	3	1	0	1	0	4	0	0	.314
Gonzalez,	8	6	3.94	14	14	0	0	0	0	89.0	83	41	39	8	2	39	0	86	0	0	.242
Harden,R	3	3	5.02	13	13	0	0	0	0	71.2	75	41	40	15	2	29	0	83	2	0	.265
+Magnuson,	0	0	4.32	6	0	0	2	0	0	8.1	8	5	4	2	0	4	0	6	0	0	.235
McCarthy,	8	4	3.15	14	14	3	0	1	0	94.1	88	36	33	8	0	13	0	77	1	0	.241
+Moscoco,G	5	6	4.15	13	13	0	0	0	0	78.0	68	42	36	9	1	20	0	47	0	1	.227
Norberto,	0	0	8.10	6	0	0	3	0	0	6.2	8	6	6	0	1	7	0	4	1	0	.308
Outman,J	0	2	4.63	5	1	0	2	0	0	11.2	18	7	6	1	0	5	0	12	1	0	.360
+Wagner,N	0	0	7.20	6	0	0	5	0	0	5.0	6	7	4	1	1	3	0	4	0	0	.300
Wuertz,M	0	0	22.95	11	0	0	1	0	0	6.2	18	17	17	3	1	12	1	8	0	0	.514
Ziegler,B	1	1	5.06	8	0	0	2	0	0	5.1	8	3	3	0	0	3	0	3	1	0	.364
<b>OAKLAND</b>	<b>35</b>	<b>35</b>	<b>4.48</b>	<b>70</b>	<b>70</b>	<b>3</b>	<b>67</b>	<b>7</b>	<b>16</b>	<b>622.1</b>	<b>638</b>	<b>340</b>	<b>310</b>	<b>74</b>	<b>18</b>	<b>223</b>	<b>4</b>	<b>531</b>	<b>21</b>	<b>1</b>	<b>.261</b>
<b>OPPONENTS</b>	<b>35</b>	<b>35</b>	<b>4.38</b>	<b>70</b>	<b>70</b>	<b>1</b>	<b>69</b>	<b>4</b>	<b>17</b>	<b>620.2</b>	<b>614</b>	<b>330</b>	<b>302</b>	<b>64</b>	<b>20</b>	<b>236</b>	<b>11</b>	<b>513</b>	<b>25</b>	<b>1</b>	<b>.258</b>

REVIEW

# APRIL STATISTICS

PLAYER	AVG	G	AB	R	H	TB	2B	3B	HR	RBI	SH	SF	HP	BB	IBB	SO	SB	CS	DP	GI				
																				E	SLG	OBP		
Barton,D	.209	27	91	10	19	27	8	0	0	5	0	1	1	18	1	20	0	0	1	5	.297	.342		
Crisp,C	.286	22	91	16	26	40	5	3	1	8	0	0	0	1	0	10	8	2	1	1	.440	.293		
DeJesus,D	.222	24	90	5	20	23	3	0	0	8	1	1	2	8	0	12	0	1	2	0	.256	.297		
Ellis,M	.191	26	94	4	18	27	7	1	0	5	1	0	1	4	0	20	3	0	0	1	.287	.232		
Jackson,C	.278	17	54	6	15	22	4	0	1	8	0	0	1	5	0	6	2	0	3	0	.407	.350		
Kouzmanoff	.208	25	77	7	16	26	4	0	2	9	0	3	1	4	0	20	2	0	1	6	.338	.247		
LaRoche,A	.294	15	34	3	10	14	4	0	0	1	0	0	0	3	1	5	0	0	3	3	.412	.351		
Matsui,H	.242	24	91	7	22	34	6	0	2	12	0	0	0	8	1	20	0	0	3	0	.374	.303		
Pennington	.228	26	79	6	18	24	1	1	1	6	2	2	0	5	0	16	4	2	1	3	.304	.267		
Powell,L	.273	7	22	3	6	8	2	0	2	0	0	0	0	5	0	0	0	0	0	0	.364	.407		
Suzuki,K	.244	23	78	7	19	28	3	0	2	5	0	0	2	8	0	10	1	0	1	0	.359	.330		
Sweeney,R	.222	16	27	5	6	10	2	1	0	1	0	0	0	6	0	4	0	0	3	0	.370	.364		
Willingham	.247	25	85	11	21	37	4	0	4	15	0	1	3	8	0	31	1	1	0	1	.435	.330		
Anderson,B	.000	6	0	0	0	0	0	0	0	0	0	0	0	0	0	0	0	0	0	2	.000	.000		
Balfour,G	.000	11	0	0	0	0	0	0	0	0	0	0	0	0	0	0	0	0	0	0	.000	.000		
Blevins,J	.000	11	0	0	0	0	0	0	0	0	0	0	0	0	0	0	0	0	0	0	.000	.000		
Braden,D	.000	3	0	0	0	0	0	0	0	0	0	0	0	0	0	0	0	0	0	0	.000	.000		
Breslow,C	.000	11	0	0	0	0	0	0	0	0	0	0	0	0	0	0	0	0	0	0	.000	.000		
Cahill,T	.000	6	0	0	0	0	0	0	0	0	0	0	0	0	0	0	0	0	0	0	.000	.000		
+Cramer,B	.000	3	0	0	0	0	0	0	0	0	0	0	0	0	0	0	0	0	0	0	.000	.000		
Fuentes,B	.000	12	0	0	0	0	0	0	0	0	0	0	0	0	0	0	0	0	0	1	.000	.000		
Gonzalez,G	.000	5	0	0	0	0	0	0	0	0	0	0	0	0	0	0	0	0	0	0	.000	.000		
McCarthy,B	.000	5	0	0	0	0	0	0	0	0	0	0	0	0	0	0	0	0	0	1	.000	.000		
Purcey,D	.000	9	0	0	0	0	0	0	0	0	0	0	0	0	0	0	0	0	0	0	.000	.000		
OAK	.000	4	0	0	0	0	0	0	0	0	0	0	0	0	0	0	0	0	0	0	.000	.000		
Ross,T	.000	4	0	0	0	0	0	0	0	0	0	0	0	0	0	0	0	0	0	0	.000	.000		
Wuertz,M	.000	3	0	0	0	0	0	0	0	0	0	0	0	0	0	0	0	0	0	0	.000	.000		
Ziegler,B	.000	10	0	0	0	0	0	0	0	0	0	0	0	0	0	0	0	0	0	1	.000	.000		
PITCHERS	.000	27	0	0	0	0	0	0	0	0	0	0	0	0	0	0	0	0	0	5	.000	.000		
<b>OAKLAND</b>	<b>.237</b>	<b>27</b>	<b>913</b>	<b>90</b>	<b>216</b>	<b>320</b>	<b>53</b>	<b>6</b>	<b>13</b>	<b>85</b>	<b>4</b>	<b>8</b>	<b>11</b>	<b>83</b>	<b>3</b>	<b>179</b>	<b>21</b>	<b>6</b>	<b>19</b>	<b>25</b>	<b>.350</b>	<b>.305</b>		
<b>OPPONENT</b>	<b>.242</b>	<b>27</b>	<b>901</b>	<b>94</b>	<b>218</b>	<b>310</b>	<b>35</b>	<b>3</b>	<b>17</b>	<b>84</b>	<b>10</b>	<b>5</b>	<b>3</b>	<b>82</b>	<b>5</b>	<b>193</b>	<b>14</b>	<b>17</b>	<b>24</b>	<b>14</b>	<b>.344</b>	<b>.306</b>		

PITCHER	W	L	ERA	G	GS	CG	GFSHO	SV	IP	H	R	ER	HR	HB	BB	IBB	SO	WP	BK	OPP	
																				AVG	
Anderson,	2	2	2.95	6	6	1	0	0	39.2	40	15	13	3	3	8	0	30	0	0	0	.265
Balfour,G	1	1	2.70	11	0	0	2	0	10.0	10	3	3	1	0	5	1	11	0	0	0	.250
Blevins,J	0	0	4.09	11	0	0	4	0	11.0	9	8	5	2	0	11	0	10	0	0	0	.237
Braden,D	1	1	3.00	3	3	0	0	0	18.0	18	7	6	2	0	5	0	15	0	0	0	.265
Breslow,C	0	1	4.00	11	0	0	1	0	9.0	10	5	4	1	0	4	0	5	0	0	0	.303
Cahill,T	4	0	1.88	6	6	0	0	0	38.1	31	8	8	2	0	12	0	33	4	0	0	.214
+Cramer,B	0	1	2.45	3	0	0	2	0	3.2	1	1	1	1	0	1	0	2	0	0	0	.091
Fuentes,B	1	2	4.15	12	0	0	10	0	7	13.0	9	11	6	1	0	6	3	11	1	0	.196
Gonzalez,	2	2	2.70	5	5	0	0	0	30.0	28	10	9	3	0	14	0	28	2	0	0	.248
McCarthy,	1	2	3.57	5	5	1	0	0	35.1	41	15	14	1	0	4	0	23	2	0	0	.297
Purcey,D	0	0	4.70	9	0	0	1	0	7.2	5	4	4	0	0	5	0	7	0	0	0	.179
OAK	0	0	1.69	4	0	0	1	0	0	5.1	2	1	1	0	0	1	0	4	0	0	.111
Ross,T	1	2	2.76	5	2	0	1	0	16.1	12	6	5	0	0	9	1	9	1	0	0	.214
Wuertz,M	0	0	0.00	3	0	0	1	0	0	3.0	0	0	0	0	0	0	4	0	0	0	.000
Ziegler,B	0	0	0.00	10	0	0	3	0	1	9.0	7	4	0	0	2	0	8	0	0	0	.200
<b>OAKLAND</b>	<b>13</b>	<b>14</b>	<b>2.79</b>	<b>27</b>	<b>27</b>	<b>2</b>	<b>25</b>	<b>2</b>	<b>8</b>	<b>241.2</b>	<b>218</b>	<b>94</b>	<b>75</b>	<b>17</b>	<b>3</b>	<b>82</b>	<b>5</b>	<b>193</b>	<b>10</b>	<b>0</b>	<b>.242</b>
<b>OPPONENTS</b>	<b>14</b>	<b>13</b>	<b>3.06</b>	<b>27</b>	<b>27</b>	<b>2</b>	<b>25</b>	<b>4</b>	<b>7</b>	<b>244.0</b>	<b>216</b>	<b>90</b>	<b>83</b>	<b>13</b>	<b>11</b>	<b>83</b>	<b>3</b>	<b>179</b>	<b>9</b>	<b>1</b>	<b>.237</b>



# MAY STATISTICS

PLAYER	AVG	G	AB	R	H	TB	2B	3B	HR	RBI	SH	SF	HP	BB	IBB	SO	SB	CS	GI			E	SLG	OBP
																			DP	DP	DP			
Barton,D	.204	25	98	11	20	23	3	0	0	8	0	2	1	13	2	19	1	1	3	1	.235	.298		
Crisp,C	.248	25	101	11	25	37	7	1	1	10	2	0	1	7	1	12	8	3	3	0	.366	.303		
DeJesus,D	.275	26	91	13	25	49	3	3	5	14	0	0	1	10	0	12	0	0	2	0	.538	.353		
Ellis,M	.240	28	96	15	23	30	4	0	1	8	3	1	1	3	0	9	4	1	2	1	.313	.267		
Jackson,C	.233	21	60	5	14	16	2	0	0	5	0	1	1	8	0	11	0	0	2	1	.267	.329		
Kouzmanoff	.255	17	47	4	12	17	2	0	1	7	0	1	0	4	0	5	0	0	2	0	.362	.308		
LaRoche,A	.220	23	59	7	13	17	2	1	0	4	1	0	2	5	0	14	0	0	3	2	.288	.303		
Matsui,H	.197	22	71	6	14	21	4	0	1	7	0	2	0	5	1	8	0	0	2	0	.296	.244		
Pennington	.287	28	94	8	27	36	3	0	2	9	1	0	1	8	0	14	1	3	2	2	.383	.350		
Powell,L	.150	7	20	1	3	4	1	0	0	0	0	0	0	0	0	3	0	0	2	1	.200	.150		
Suzuki,K	.250	27	100	10	25	37	6	0	2	9	0	0	0	6	0	13	0	1	1	1	.370	.292		
Sweeney,R	.365	19	52	8	19	22	3	0	0	4	0	0	0	6	1	8	1	0	0	0	.423	.431		
Willingham	.233	25	90	11	21	40	4	0	5	20	0	1	1	10	0	27	2	0	2	0	.444	.314		
Anderson,B	.000	6	1	0	0	0	0	0	0	0	0	0	0	0	0	0	0	0	0	0	.000	.000		
Bailey,A	.000	1	0	0	0	0	0	0	0	0	0	0	0	0	0	0	0	0	0	0	.000	.000		
Balfour,G	.000	14	0	0	0	0	0	0	0	0	0	0	0	0	0	0	0	0	0	0	.000	.000		
Blevins,J	.000	4	0	0	0	0	0	0	0	0	0	0	0	0	0	0	0	0	0	0	.000	.000		
Breslow,C	.000	14	0	0	0	0	0	0	0	0	0	0	0	0	0	0	0	0	0	0	.000	.000		
Cahill,T	.000	6	2	0	0	0	0	0	0	0	0	0	0	0	0	0	0	0	1	1	.000	.000		
Devine,J	.000	6	0	0	0	0	0	0	0	0	0	0	0	0	0	0	0	0	0	0	.000	.000		
Fuentes,B	.000	13	0	0	0	0	0	0	0	0	0	0	0	0	0	0	0	0	0	0	.000	.000		
Gonzalez,G	.000	5	2	0	0	0	0	0	0	0	1	0	0	0	0	1	0	0	0	0	.000	.000		
+Magnuson,T	.000	2	0	0	0	0	0	0	0	0	0	0	0	0	0	0	0	0	0	0	.000	.000		
McCarthy,B	.000	4	0	0	0	0	0	0	0	0	0	0	0	0	0	0	0	0	0	3	.000	.000		
+Moscoso,G	.000	2	0	0	0	0	0	0	0	0	0	0	0	0	0	0	0	0	0	0	.000	.000		
Outman,J	.000	2	0	0	0	0	0	0	0	0	0	0	0	0	0	0	0	0	0	0	.000	.000		
Purcey,D	.000	7	0	0	0	0	0	0	0	0	0	0	0	0	0	0	0	0	0	0	.000	.000		
OAK	.000	5	0	0	0	0	0	0	0	0	0	0	0	0	0	0	0	0	0	0	.000	.000		
Ross,T	.000	4	0	0	0	0	0	0	0	0	0	0	0	0	0	0	0	0	0	0	.000	.000		
Wuertz,M	.000	13	0	0	0	0	0	0	0	0	0	0	0	0	0	0	0	0	0	0	.000	.000		
Ziegler,B	.000	13	0	0	0	0	0	0	0	0	0	0	0	0	0	0	0	0	0	0	.000	.000		
PITCHERS	.000	29	5	0	0	0	0	0	0	1	0	0	0	0	1	0	0	0	1	5	.000	.000		
<b>OAKLAND</b>	<b>.245</b>	<b>29</b>	<b>984</b>	<b>110</b>	<b>241</b>	<b>349</b>	<b>44</b>	<b>5</b>	<b>18</b>	<b>105</b>	<b>8</b>	<b>8</b>	<b>9</b>	<b>85</b>	<b>5</b>	<b>156</b>	<b>17</b>	<b>9</b>	<b>25</b>	<b>16</b>	<b>.355</b>	<b>.308</b>		
<b>OPPONENT</b>	<b>.244</b>	<b>29</b>	<b>966</b>	<b>106</b>	<b>236</b>	<b>323</b>	<b>34</b>	<b>4</b>	<b>15</b>	<b>100</b>	<b>13</b>	<b>11</b>	<b>11</b>	<b>100</b>	<b>7</b>	<b>190</b>	<b>20</b>	<b>6</b>	<b>26</b>	<b>25</b>	<b>.334</b>	<b>.319</b>		

PITCHER	W	L	ERA	G	GS	CG	GFSHO	SV	IP	H	R	ER	HR	HB	BB	IBB	SO	WP	BK	OPP	AVG
																				AVG	
Anderson,	1	3	4.42	6	6	0	0	0	38.2	37	20	19	3	3	15	1	29	0	1	.253	
Bailey,A	0	0	0.00	1	0	0	0	0	1.0	0	0	0	0	0	0	0	0	0	0	.000	
Balfour,G	2	0	3.07	14	0	0	6	0	14.2	8	5	5	2	0	8	0	17	0	0	.167	
Blevins,J	0	0	5.40	4	0	0	2	0	3.1	4	3	2	0	0	2	1	3	0	0	.333	
Breslow,C	0	1	3.38	14	0	0	2	0	13.1	16	5	5	1	0	3	0	10	0	0	.308	
Cahill,T	2	3	2.72	6	6	0	0	0	39.2	35	15	12	5	1	18	0	25	3	0	.246	
Devine,J	0	0	0.00	6	0	0	1	0	6.0	2	0	0	0	1	1	0	3	0	0	.100	
Fuentes,B	0	5	5.23	13	0	0	8	0	10.1	12	7	6	0	2	4	2	5	0	0	.293	
Gonzalez,	3	0	1.67	5	5	0	0	0	32.1	23	8	6	1	4	14	0	35	1	0	.202	
+Magnuson,	0	0	18.00	2	0	0	1	0	3.0	6	6	6	1	0	1	0	3	1	0	.400	
McCarthy,	0	2	3.18	4	4	1	0	0	28.1	27	15	10	0	0	6	1	14	0	0	.267	
+Moscoso,G	2	0	3.27	2	2	0	0	0	11.0	8	4	4	0	0	5	0	4	0	0	.195	
Outman,J	1	0	2.08	2	2	0	0	0	13.0	11	3	3	0	0	8	0	4	0	0	.239	
Purcey,D	0	0	1.93	7	0	0	2	0	9.1	7	2	2	1	0	3	0	4	0	0	.200	
OAK	0	0	2.45	5	0	0	2	0	7.1	7	2	2	1	0	2	0	3	0	0	.241	
Ross,T	2	1	2.75	4	4	0	0	0	19.2	21	6	6	1	0	4	0	15	1	0	.280	
Wuertz,M	0	0	2.31	13	0	0	3	0	11.2	6	3	3	0	0	7	2	11	0	0	.150	
Ziegler,B	1	0	3.38	13	0	0	3	0	10.2	13	4	4	0	0	2	0	9	0	0	.317	
<b>OAKLAND</b>	<b>14</b>	<b>15</b>	<b>3.17</b>	<b>29</b>	<b>29</b>	<b>1</b>	<b>28</b>	<b>1</b>	<b>5</b>	<b>264.0</b>	<b>236</b>	<b>106</b>	<b>93</b>	<b>15</b>	<b>11</b>	<b>100</b>	<b>7</b>	<b>190</b>	<b>6</b>	<b>1</b>	<b>.244</b>
<b>OPPONENTS</b>	<b>15</b>	<b>14</b>	<b>3.31</b>	<b>29</b>	<b>29</b>	<b>2</b>	<b>27</b>	<b>2</b>	<b>7</b>	<b>261.1</b>	<b>241</b>	<b>110</b>	<b>96</b>	<b>18</b>	<b>9</b>	<b>85</b>	<b>5</b>	<b>156</b>	<b>6</b>	<b>0</b>	<b>.245</b>

REVIEW

# JUNE STATISTICS

PLAYER	AVG	G	AB	R	H	TB	2B	3B	HR	RBI	SH	SF	HP	BB	IBB	SO	SB	CS	DP	GI			E	SLG	OBP
Barton,D	.234	15	47	6	11	13	2	0	0	8	0	0	0	8	0	8	1	0	0	2	2	.277	.345		
+Carter,C	.200	2	5	0	1	1	0	0	0	0	0	0	0	0	0	1	0	0	0	1	0	1	.200	.200	
Crisp,C	.275	24	91	11	25	35	5	1	1	8	0	3	0	8	1	12	8	2	3	0	3	.385	.324		
DeJesus,D	.148	20	54	8	8	9	1	0	0	0	0	0	3	6	0	12	1	0	2	1	0	1	.167	.270	
Ellis,M	.222	8	27	2	6	6	0	0	0	3	0	0	1	1	0	3	0	1	1	0	1	.222	.276		
Jackson,C	.260	23	77	4	20	22	2	0	0	7	0	0	1	8	0	6	1	1	2	0	2	.286	.337		
Kouzmanoff	.167	4	12	2	2	5	0	0	1	1	0	0	0	0	0	2	0	0	1	1	1	1	.417	.167	
LaRoche,A	.000	2	0	0	0	0	0	0	0	0	0	0	0	0	0	0	0	0	0	0	0	.000	.000		
Matsui,H	.200	21	75	8	15	26	2	0	3	11	0	3	0	13	0	21	0	0	1	0	1	.347	.308		
Pennington	.202	26	94	8	19	24	5	0	0	6	2	1	0	8	0	19	1	1	1	5	2	.255	.262		
Powell,L	.143	6	21	1	3	6	0	0	1	1	0	0	0	1	0	8	0	0	1	0	1	.286	.182		
Rosales,A	.167	8	24	2	4	10	0	0	2	5	0	0	0	1	0	7	0	0	2	2	2	.417	.200		
Sizemore,S	.293	18	58	7	17	24	4	0	1	7	2	0	0	6	0	12	0	0	3	3	4	.414	.359		
Suzuki,K	.157	21	70	7	11	19	2	0	2	6	0	1	3	6	0	9	1	0	3	4	2	.271	.250		
Sweeney,R	.228	19	57	2	13	13	0	0	0	4	0	1	0	6	0	6	0	0	1	0	2	.228	.297		
+Weeks,J	.309	21	81	12	25	38	7	3	0	6	1	0	0	5	0	12	6	2	0	3	4	.469	.349		
Willingham	.204	14	54	5	11	17	3	0	1	7	0	0	0	4	0	18	1	0	1	0	1	.315	.259		
Anderson,B	.000	1	0	0	0	0	0	0	0	0	0	0	0	0	0	0	0	0	0	0	0	.000	.000		
Bailey,A	.000	9	0	0	0	0	0	0	0	0	0	0	0	0	0	0	0	0	0	0	0	.000	.000		
Balfour,G	.000	8	0	0	0	0	0	0	0	0	0	0	0	0	0	0	0	0	0	0	0	.000	.000		
Breslow,C	.000	9	0	0	0	0	0	0	0	0	0	0	0	0	0	0	0	0	0	0	0	.000	.000		
Cahill,T	.000	6	3	0	0	0	0	0	0	0	0	0	0	0	0	2	0	0	0	0	0	.000	.000		
+Cramer,B	.000	2	0	0	0	0	0	0	0	0	0	0	0	0	0	0	0	0	0	0	0	.000	.000		
+De Los Santos	.000	2	0	0	0	0	0	0	0	0	0	0	0	0	0	0	0	0	0	0	0	.000	.000		
Devine,J	.000	11	0	0	0	0	0	0	0	0	0	0	0	0	0	0	0	0	0	0	0	.000	.000		
Fuentes,B	.000	12	0	0	0	0	0	0	0	0	0	0	0	0	0	0	0	0	0	0	0	.000	.000		
+Godfrey,G	.000	3	2	0	0	0	0	0	0	0	0	0	0	0	0	1	0	0	0	0	0	.000	.000		
Gonzalez,G	.000	6	1	0	0	0	0	0	0	1	0	0	0	0	0	0	0	0	0	0	0	.000	.000		
+Magnuson,T	.000	1	0	0	0	0	0	0	0	0	0	0	0	0	0	0	0	0	0	0	0	.000	.000		
+Moscoco,G	.000	7	2	0	0	0	0	0	0	0	0	0	0	0	0	2	0	0	0	1	0	.000	.000		
Outman,J	.000	5	5	0	0	0	0	0	0	0	0	0	0	0	0	1	0	0	0	1	0	.000	.000		
Wuertz,M	.000	9	0	0	0	0	0	0	0	0	0	0	0	0	0	0	0	0	0	0	0	.000	.000		
Ziegler,B	.000	8	0	0	0	0	0	0	0	0	0	0	0	0	0	0	0	0	0	0	0	.000	.000		
PITCHERS	.000	26	13	0	0	0	0	0	0	2	0	0	0	0	6	0	0	0	3	0	0	.000	.000		
<b>OAKLAND</b>	<b>.222</b>	<b>26</b>	<b>860</b>	<b>85</b>	<b>191</b>	<b>268</b>	<b>33</b>	<b>4</b>	<b>12</b>	<b>80</b>	<b>7</b>	<b>9</b>	<b>8</b>	<b>81</b>	<b>1</b>	<b>162</b>	<b>20</b>	<b>7</b>	<b>24</b>	<b>25</b>	<b>.312</b>	<b>.292</b>			
<b>OPPONENT</b>	<b>.243</b>	<b>26</b>	<b>880</b>	<b>100</b>	<b>214</b>	<b>317</b>	<b>43</b>	<b>3</b>	<b>18</b>	<b>92</b>	<b>8</b>	<b>7</b>	<b>9</b>	<b>88</b>	<b>7</b>	<b>178</b>	<b>24</b>	<b>6</b>	<b>22</b>	<b>15</b>	<b>.360</b>	<b>.316</b>			

PITCHER	W	L	ERA	G	GS	CG	GFSHO	SV	IP	H	R	ER	HR	HB	BB	IBB	SO	WP	BK	AVG	
Anderson,	0	1	9.00	1	1	0	0	0	5.0	9	5	5	2	1	2	0	2	0	0	.409	
Bailey,A	0	0	0.96	9	0	0	8	0	6	9.1	5	1	1	0	0	2	1	10	0	.156	
Balfour,G	1	0	1.13	8	0	0	4	0	1	8.0	5	1	1	0	0	2	7	0	0	.179	
Breslow,C	0	0	2.45	9	0	0	0	0	0	7.1	9	2	2	0	0	4	9	0	0	.310	
Cahill,T	2	3	5.50	6	6	0	0	0	34.1	37	22	21	2	1	18	0	25	4	0	.278	
+Cramer,B	0	0	0.00	2	0	0	1	0	0	4.2	5	0	0	0	0	0	4	0	0	.263	
+De Los Santos	0	0	3.86	2	0	0	0	0	0	2.1	2	1	1	0	0	0	5	2	0	.222	
Devine,J	0	1	4.22	11	0	0	1	0	0	10.2	10	5	5	0	1	5	0	12	0	.238	
Fuentes,B	0	1	4.63	12	0	0	5	0	1	11.2	13	6	6	1	1	4	0	10	0	.277	
+Godfrey,G	1	1	4.24	3	3	0	0	0	0	17.0	21	11	8	2	1	4	0	9	0	.300	
Gonzalez,	2	3	2.72	6	6	0	0	0	0	39.2	29	14	12	2	2	18	1	36	3	1	.201
+Magnuson,	0	0	0.00	1	0	0	0	0	0	3.1	1	0	0	0	0	0	2	2	0	.091	
+Moscoco,G	0	4	2.25	7	5	0	1	0	0	32.0	24	13	8	5	1	12	1	18	0	.202	
Outman,J	2	2	3.58	5	5	0	0	0	0	27.2	26	13	11	2	0	7	0	16	2	0	.250
Wuertz,M	0	0	3.38	9	0	0	2	0	0	10.2	11	4	4	2	0	5	1	8	0	0	.268
Ziegler,B	1	1	2.16	8	0	0	4	0	0	8.1	7	2	2	0	1	5	3	5	0	0	.233
<b>OAKLAND</b>	<b>9</b>	<b>17</b>	<b>3.38</b>	<b>26</b>	<b>26</b>	<b>0</b>	<b>26</b>	<b>1</b>	<b>8</b>	<b>232.0</b>	<b>214</b>	<b>100</b>	<b>87</b>	<b>18</b>	<b>9</b>	<b>88</b>	<b>7</b>	<b>178</b>	<b>13</b>	<b>1</b>	<b>.243</b>
<b>OPPONENTS</b>	<b>17</b>	<b>9</b>	<b>2.96</b>	<b>26</b>	<b>26</b>	<b>2</b>	<b>24</b>	<b>3</b>	<b>10</b>	<b>237.0</b>	<b>191</b>	<b>85</b>	<b>78</b>	<b>12</b>	<b>8</b>	<b>81</b>	<b>1</b>	<b>162</b>	<b>7</b>	<b>3</b>	<b>.222</b>

# JULY STATISTICS

PLAYER	AVG	G	AB	R	H	TB	2B	3B	HR	RBI	SH	SF	HP	BB	IBB	SO	SB	CS	GI			E	SLG	OBP
																			DP	DP	DP			
+Carter,C	.120	8	25	1	3	3	0	0	0	0	0	0	0	2	0	13	0	0	0	0	0	.120	.185	
Crisp,C	.286	25	91	15	26	34	5	0	1	8	1	0	0	16	0	10	8	2	2	0	.374	.393		
DeJesus,D	.225	24	80	12	18	26	6	1	0	8	1	1	2	7	0	23	2	1	4	1	.325	.300		
Jackson,C	.292	25	89	12	26	41	6	0	3	14	0	0	0	5	0	11	0	0	5	1	.461	.330		
Matsui,H	.369	24	84	16	31	47	7	0	3	22	0	1	0	13	0	8	1	1	0	0	.560	.449		
Pennington	.341	24	82	15	28	39	5	0	2	11	2	0	0	6	1	12	0	3	0	5	.476	.386		
Powell,L	.167	7	24	5	4	4	0	0	0	1	0	0	0	5	0	8	0	0	1	1	.167	.310		
Rosales,A	.000	4	9	1	0	0	0	0	0	0	0	0	1	1	0	2	0	0	0	2	.000	.182		
Sizemore,S	.220	25	82	10	18	32	3	1	3	16	1	1	1	13	0	30	0	0	3	2	.390	.330		
+Sogard,E	.250	5	12	2	3	5	2	0	0	2	0	0	0	3	0	1	0	0	0	0	.417	.400		
Suzuki,K	.236	20	72	7	17	29	6	0	2	7	1	1	1	1	0	11	0	1	4	1	.403	.253		
Sweeney,R	.333	20	45	10	15	22	4	0	1	7	0	0	0	1	0	15	0	1	0	0	.489	.348		
+Weeks,J	.296	25	108	11	32	40	4	2	0	13	1	3	1	3	0	17	5	3	1	6	.370	.313		
Willingham	.324	19	68	13	22	42	5	0	5	16	0	2	1	13	2	13	0	0	1	0	.618	.429		
Bailey,A	.000	12	0	0	0	0	0	0	0	0	0	0	0	0	0	0	0	0	0	0	.000	.000		
Balfour,G	.000	10	0	0	0	0	0	0	0	0	0	0	0	0	0	0	0	0	0	0	.000	.000		
Blevins,J	.000	1	0	0	0	0	0	0	0	0	0	0	0	0	0	0	0	0	0	0	.000	.000		
Breslow,C	.000	12	0	0	0	0	0	0	0	0	0	0	0	0	0	0	0	0	0	0	.000	.000		
Cahill,T	.000	5	0	0	0	0	0	0	0	0	0	0	0	0	0	0	0	0	0	0	.000	.000		
+De Los Santos	.000	9	0	0	0	0	0	0	0	0	0	0	0	0	0	0	0	0	0	0	.000	.000		
Devine,J	.000	9	0	0	0	0	0	0	0	0	0	0	0	0	0	0	0	0	0	0	.000	.000		
Fuentes,B	.000	11	0	0	0	0	0	0	0	0	0	0	0	0	0	0	0	0	0	0	.000	.000		
Gonzalez,G	.000	5	0	0	0	0	0	0	0	0	0	0	0	0	0	0	0	0	0	0	1.000	.000		
Harden,R	.000	5	0	0	0	0	0	0	0	0	0	0	0	0	0	0	0	0	0	0	.000	.000		
+Magnuson,T	.000	2	0	0	0	0	0	0	0	0	0	0	0	0	0	0	0	0	0	0	.000	.000		
McCarthy,B	.000	6	0	0	0	0	0	0	0	0	0	0	0	0	0	0	0	0	0	0	.000	.000		
+Moscoco,G	.000	4	0	0	0	0	0	0	0	0	0	0	0	0	0	0	0	0	0	0	.000	.000		
Outman,J	.000	1	0	0	0	0	0	0	0	0	0	0	0	0	0	0	0	0	0	0	.000	.000		
Wuertz,M	.000	9	0	0	0	0	0	0	0	0	0	0	0	0	0	0	0	0	0	0	.000	.000		
Ziegler,B	.000	12	0	0	0	0	0	0	0	0	0	0	0	0	0	0	0	0	0	0	.000	.000		
PITCHERS	.000	26	0	0	0	0	0	0	0	0	0	0	0	0	0	0	0	0	0	1	1.000	.000		
<b>OAKLAND</b>	<b>.279</b>	<b>26</b>	<b>871</b>	<b>130</b>	<b>243</b>	<b>364</b>	<b>53</b>	<b>4</b>	<b>20</b>	<b>125</b>	<b>7</b>	<b>9</b>	<b>7</b>	<b>89</b>	<b>3</b>	<b>174</b>	<b>16</b>	<b>12</b>	<b>21</b>	<b>20</b>	<b>.418</b>	<b>.347</b>		
<b>OPPONENT</b>	<b>.254</b>	<b>26</b>	<b>882</b>	<b>125</b>	<b>224</b>	<b>360</b>	<b>40</b>	<b>3</b>	<b>30</b>	<b>120</b>	<b>4</b>	<b>8</b>	<b>3</b>	<b>95</b>	<b>2</b>	<b>203</b>	<b>26</b>	<b>6</b>	<b>19</b>	<b>16</b>	<b>.408</b>	<b>.326</b>		

PITCHER	W	L	ERA	G	GS	CG	GFSHO	SV	IP	H	R	ER	HR	HB	BB	IBB	SO	WP	BK	AVG	OPP	
																					AVG	AVG
Bailey,A	0	2	3.09	12	0	0	11	0	6	11.2	8	6	4	1	0	4	1	14	0	0	.186	
Balfour,G	0	0	0.00	10	0	0	2	0	0	10.1	5	0	0	0	1	0	8	0	0	0	.147	
Blevins,J	0	0	0.00	1	0	0	1	0	0	2.0	2	1	0	0	0	1	0	2	0	0	.250	
Breslow,C	0	0	5.63	12	0	0	2	0	0	8.0	11	5	5	0	4	0	9	2	0	0	.333	
Cahill,T	1	3	4.65	5	5	0	0	0	0	31.0	28	17	16	4	1	14	0	24	0	0	.248	
+De Los Santos	0	0	2.31	9	0	0	2	0	0	11.2	6	6	3	1	0	8	0	15	2	0	.143	
Devine,J	1	0	5.68	9	0	0	1	0	0	6.1	6	4	4	0	5	0	5	0	0	0	.273	
Fuentes,B	1	0	3.52	11	0	0	3	0	0	7.2	8	3	3	2	0	3	0	5	1	0	.276	
Gonzalez,G	2	3	4.50	5	5	0	0	0	0	28.0	32	19	14	4	1	14	0	30	0	0	.274	
Harden,R	2	1	4.30	5	5	0	0	0	0	29.1	24	14	14	6	0	10	0	30	2	0	.224	
+Magnuson,	0	0	4.50	2	0	0	1	0	0	2.0	1	1	1	1	0	1	0	2	0	0	.143	
McCarthy,	3	1	3.89	6	6	0	0	0	0	37.0	38	17	16	4	0	6	0	32	1	0	.260	
+Moscoco,G	2	1	5.09	4	4	0	0	0	0	23.0	26	14	13	4	0	7	0	10	0	0	.283	
Outman,J	0	1	6.00	1	1	0	0	0	0	6.0	7	4	4	1	0	3	0	3	0	0	.292	
Wuertz,M	0	0	15.00	9	0	0	1	0	0	6.0	11	10	10	2	1	10	1	7	0	0	.407	
Ziegler,B	1	1	3.72	12	0	0	2	0	0	9.2	11	4	4	0	4	0	7	1	0	0	.289	
<b>OAKLAND</b>	<b>13</b>	<b>13</b>	<b>4.35</b>	<b>26</b>	<b>26</b>	<b>0</b>	<b>26</b>	<b>1</b>	<b>6</b>	<b>229.2</b>	<b>224</b>	<b>125</b>	<b>111</b>	<b>30</b>	<b>3</b>	<b>95</b>	<b>2</b>	<b>203</b>	<b>9</b>	<b>0</b>	<b>.254</b>	
<b>OPPONENTS</b>	<b>13</b>	<b>13</b>	<b>4.91</b>	<b>26</b>	<b>26</b>	<b>2</b>	<b>24</b>	<b>2</b>	<b>7</b>	<b>225.2</b>	<b>243</b>	<b>130</b>	<b>123</b>	<b>20</b>	<b>7</b>	<b>89</b>	<b>3</b>	<b>174</b>	<b>8</b>	<b>2</b>	<b>.279</b>	

# AUGUST STATISTICS

PLAYER	AVG	G	AB	R	H	TB	2B	3B	HR	RBI	SH	SF	HP	BB	IBB	SO	SB	CS	GI			E	SLG	OBP
																			DP	DP	DP			
Allen,B	.290	18	69	12	20	38	5	2	3	8	0	1	0	5	1	21	1	0	0	2	.551	.333		
Crisp,C	.238	22	84	11	20	31	2	0	3	11	1	1	0	7	0	8	6	0	1	0	.369	.293		
DeJesus,D	.274	20	73	13	20	37	6	1	3	9	0	0	2	8	0	18	0	0	2	2	.507	.361		
Jackson,C	.151	16	53	3	8	13	3	1	0	4	0	1	0	4	0	16	0	0	0	0	.245	.207		
Matsui,H	.271	26	107	8	29	39	4	0	2	12	0	2	1	5	1	13	0	0	2	0	.364	.304		
Pennington	.276	24	87	12	24	36	7	1	1	13	1	1	0	10	0	25	5	0	0	3	.414	.347		
Powell,L	.133	5	15	0	2	2	0	0	0	0	0	0	0	0	0	6	0	0	0	0	.133	.133		
+Recker,A	.143	2	7	0	1	1	0	0	0	0	0	0	0	1	0	3	0	0	0	0	.143	.250		
Rosales,A	.000	5	15	1	0	0	0	0	0	2	0	1	0	2	0	2	0	0	2	0	.000	.111		
Sizemore,S	.236	26	89	13	21	41	11	0	3	12	0	0	1	12	0	33	2	1	0	4	.461	.333		
+Sogard,E	.160	11	25	3	4	8	1	0	1	1	0	0	0	0	0	5	0	0	0	1	.320	.160		
Suzuki,K	.282	22	78	14	22	43	6	0	5	10	1	2	0	8	0	12	0	0	4	1	.551	.341		
Sweeney,R	.192	23	52	2	10	12	2	0	0	5	1	0	0	7	1	8	0	0	2	0	.231	.288		
+Weeks,J	.288	27	118	12	34	48	8	3	0	5	0	0	3	7	0	17	9	3	1	2	.407	.344		
Willingham	.226	28	106	17	24	55	7	0	8	21	0	2	2	11	1	35	0	0	0	1	.519	.306		
Bailey,A	.000	11	0	0	0	0	0	0	0	0	0	0	0	0	0	0	0	0	0	0	.000	.000		
Balfour,G	.000	11	0	0	0	0	0	0	0	0	0	0	0	0	0	0	0	0	0	0	.000	.000		
+Billings,B	.000	3	0	0	0	0	0	0	0	0	0	0	0	0	0	0	0	0	0	0	.000	.000		
Blevins,J	.000	4	0	0	0	0	0	0	0	0	0	0	0	0	0	0	0	0	0	0	.000	.000		
Breslow,C	.000	10	0	0	0	0	0	0	0	0	0	0	0	0	0	0	0	0	0	1	.000	.000		
Cahill,T	.000	6	0	0	0	0	0	0	0	0	0	0	0	0	0	0	0	0	0	0	.000	.000		
+De Los Santos	.000	14	0	0	0	0	0	0	0	0	0	0	0	0	0	0	0	0	0	0	.000	.000		
Fuentes,B	.000	12	0	0	0	0	0	0	0	0	0	0	0	0	0	0	0	0	0	0	.000	.000		
+Godfrey,G	.000	1	0	0	0	0	0	0	0	0	0	0	0	0	0	0	0	0	0	0	.000	.000		
Gonzalez,G	.000	5	0	0	0	0	0	0	0	0	0	0	0	0	0	0	0	0	0	0	.000	.000		
Harden,R	.000	6	0	0	0	0	0	0	0	0	0	0	0	0	0	0	0	0	0	2	.000	.000		
+Magnuson,T	.000	4	0	0	0	0	0	0	0	0	0	0	0	0	0	0	0	0	0	0	.000	.000		
McCarthy,B	.000	5	0	0	0	0	0	0	0	0	0	0	0	0	0	0	0	0	0	0	.000	.000		
+Moscoco,G	.000	5	0	0	0	0	0	0	0	0	0	0	0	0	0	0	0	0	0	0	.000	.000		
Norberto,J	.000	6	0	0	0	0	0	0	0	0	0	0	0	0	0	0	0	0	0	1	.000	.000		
Outman,J	.000	2	0	0	0	0	0	0	0	0	0	0	0	0	0	0	0	0	0	0	.000	.000		
+Wagner,N	.000	2	0	0	0	0	0	0	0	0	0	0	0	0	0	0	0	0	0	0	.000	.000		
PITCHERS	.000	28	0	0	0	0	0	0	0	0	0	0	0	0	0	0	0	0	0	4	.000	.000		
<b>OAKLAND</b>	<b>.244</b>	<b>28</b>	<b>978</b>	<b>121</b>	<b>239</b>	<b>404</b>	<b>62</b>	<b>8</b>	<b>29</b>	<b>113</b>	<b>4</b>	<b>11</b>	<b>9</b>	<b>87</b>	<b>4</b>	<b>222</b>	<b>23</b>	<b>4</b>	<b>14</b>	<b>20</b>	<b>.413</b>	<b>.309</b>		
<b>OPPONENT</b>	<b>.268</b>	<b>28</b>	<b>995</b>	<b>151</b>	<b>267</b>	<b>430</b>	<b>57</b>	<b>8</b>	<b>30</b>	<b>144</b>	<b>5</b>	<b>5</b>	<b>8</b>	<b>94</b>	<b>1</b>	<b>216</b>	<b>14</b>	<b>7</b>	<b>15</b>	<b>13</b>	<b>.432</b>	<b>.335</b>		

PITCHER	W	L	ERA	G	GS	CG	GFSHO	SV	IP	H	R	ER	HR	HB	BB	IBB	SO	WP	BK	OPP	
																				AVG	
Bailey,A	0	1	3.97	11	0	0	10	0	6	11.1	13	6	5	2	0	4	0	10	0	0	.289
Balfour,G	0	0	2.53	11	0	0	0	0	0	10.2	7	3	3	2	0	3	0	9	0	0	.179
+Billings,B	0	0	12.60	3	0	0	0	0	0	5.0	8	9	7	1	0	6	0	7	0	0	.348
Blevins,J	0	0	2.57	4	0	0	1	0	0	7.0	6	2	2	0	0	0	8	0	0	0	.231
Breslow,C	0	0	5.59	10	0	0	3	0	0	9.2	15	9	6	1	1	3	0	3	1	0	.333
Cahill,T	0	4	7.15	6	6	0	0	0	0	34.0	48	28	27	4	3	10	0	21	2	0	.327
+De Los Santos	2	1	4.50	14	0	0	3	0	0	12.0	12	6	6	3	0	6	1	14	3	0	.261
Fuentes,B	0	0	1.86	12	0	0	3	0	0	9.2	7	2	2	1	1	2	0	6	0	0	.200
+Godfrey,G	0	1	6.75	1	1	0	0	0	0	4.0	6	3	3	1	0	0	1	0	0	0	.333
Gonzalez,G	2	3	5.52	5	5	0	0	0	0	31.0	29	19	19	3	1	16	0	31	0	0	.248
Harden,R	2	1	4.76	6	6	0	0	0	0	34.0	33	18	18	6	1	17	0	42	1	0	.246
+Magnuson,T	0	0	4.26	4	0	0	1	0	0	6.1	7	4	3	1	0	3	0	4	0	0	.259
McCarthy,B	3	2	3.82	5	5	1	0	0	0	33.0	34	16	14	3	0	6	0	24	0	0	.268
+Moscoco,G	2	3	4.71	5	5	0	0	0	0	28.2	26	18	15	2	0	9	0	20	0	1	.236
Norberto,J	0	0	8.10	6	0	0	3	0	0	6.2	8	6	6	0	1	7	0	4	1	0	.308
Outman,J	0	1	1.69	2	0	0	2	0	0	5.1	7	2	1	0	0	2	0	10	1	0	.304
+Wagner,N	0	0	0.00	2	0	0	1	0	0	2.0	1	0	0	0	0	0	0	2	0	0	.143
<b>OAKLAND</b>	<b>11</b>	<b>17</b>	<b>4.93</b>	<b>28</b>	<b>28</b>	<b>1</b>	<b>27</b>	<b>2</b>	<b>6</b>	<b>250.1</b>	<b>267</b>	<b>151</b>	<b>137</b>	<b>30</b>	<b>8</b>	<b>94</b>	<b>1</b>	<b>216</b>	<b>9</b>	<b>1</b>	<b>.268</b>
<b>OPPONENTS</b>	<b>17</b>	<b>11</b>	<b>3.78</b>	<b>28</b>	<b>28</b>	<b>1</b>	<b>27</b>	<b>3</b>	<b>6</b>	<b>257.0</b>	<b>239</b>	<b>121</b>	<b>108</b>	<b>29</b>	<b>9</b>	<b>87</b>	<b>4</b>	<b>222</b>	<b>8</b>	<b>1</b>	<b>.244</b>

# SEPTEMBER STATISTICS

PLAYER	AVG	G	AB	R	H	TB	2B	3B	HR	RBI	SH	SF	HP	BB	IBB	SO	CS	SB	CS	DP	GI			
																					E	SLG	OBP	
Allen,B	.130	23	77	6	10	14	4	0	0	3	0	0	0	6	0	34	1	0	0	2	.182	.193		
+Carter,C	.143	5	14	1	2	2	0	0	0	0	0	0	0	0	0	6	0	0	1	0	.143	.143		
Crisp,C	.247	18	73	5	18	24	3	0	1	9	0	2	0	2	0	13	11	0	1	0	.329	.260		
DeJesus,D	.278	17	54	9	15	22	1	0	2	7	2	2	1	6	1	9	1	1	2	0	.407	.349		
Matsui,H	.213	24	89	13	19	27	5	0	1	8	0	1	0	12	0	14	0	0	2	1	.303	.304		
+Miller,J	.250	7	12	2	3	6	0	0	1	2	0	0	0	0	5	0	0	0	0	.500	.250			
Pennington	.253	20	79	8	20	31	5	0	2	13	0	0	0	5	0	18	3	0	1	4	.392	.298		
Powell,L	.111	4	9	0	1	1	0	0	0	0	0	0	0	0	2	0	0	0	0	.111	.111			
+Recker,A	.200	3	10	3	2	3	1	0	0	0	0	0	0	3	0	4	0	0	0	1	.300	.385		
Rosales,A	.154	7	13	1	2	2	0	0	0	1	0	0	0	0	2	0	0	0	0	.154	.143			
Sizemore,S	.263	24	76	12	20	35	3	0	4	17	1	0	0	12	0	18	2	1	2	4	.461	.364		
+Sogard,E	.212	11	33	2	7	10	0	0	1	1	0	0	0	1	0	7	0	0	2	1	.303	.235		
Suzuki,K	.242	21	62	9	15	21	3	0	1	7	1	3	1	9	1	9	0	0	1	0	.339	.333		
Sweeney,R	.226	11	31	7	7	11	0	2	0	4	0	0	0	7	1	7	0	0	1	0	.355	.368		
+Taylor,M	.200	11	30	4	6	9	0	0	1	1	0	0	0	5	0	11	0	0	0	2	.300	.314		
+Weeks,J	.323	24	99	15	32	45	7	0	2	12	0	1	0	6	1	16	2	3	1	2	.455	.358		
Willingham	.247	25	85	12	21	42	3	0	6	19	0	2	4	10	0	26	0	0	2	0	.494	.347		
Bailey,A	.000	9	0	0	0	0	0	0	0	0	0	0	0	0	0	0	0	0	0	0	.000	.000		
Balfour,G	.000	8	0	0	0	0	0	0	0	0	0	0	0	0	0	0	0	0	0	0	.000	.000		
Blevins,J	.000	6	0	0	0	0	0	0	0	0	0	0	0	0	0	0	0	0	0	0	.000	.000		
Breslow,C	.000	11	0	0	0	0	0	0	0	0	0	0	0	0	0	0	0	0	0	0	.000	.000		
Cahill,T	.000	5	0	0	0	0	0	0	0	0	0	0	0	0	0	0	0	0	0	0	.000	.000		
+Carignan,A	.000	6	0	0	0	0	0	0	0	0	0	0	0	0	0	0	0	0	0	0	.000	.000		
+De Los Santos	.000	9	0	0	0	0	0	0	0	0	0	0	0	0	0	0	0	0	0	0	.000	.000		
Fuentes,B	.000	7	0	0	0	0	0	0	0	0	0	0	0	0	0	0	0	0	0	0	.000	.000		
+Godfrey,G	.000	1	0	0	0	0	0	0	0	0	0	0	0	0	0	0	0	0	0	0	.000	.000		
Gonzalez,G	.000	6	0	0	0	0	0	0	0	0	0	0	0	0	0	0	0	0	0	0	.000	.000		
Harden,R	.000	4	0	0	0	0	0	0	0	0	0	0	0	0	0	0	0	0	0	0	.000	.000		
McCarthy,B	.000	5	0	0	0	0	0	0	0	0	0	0	0	0	0	0	0	0	0	0	.000	.000		
+Moscoso,G	.000	5	0	0	0	0	0	0	0	0	0	0	0	0	0	0	0	0	0	1	.000	.000		
Outman,J	.000	3	0	0	0	0	0	0	0	0	0	0	0	0	0	0	0	0	0	0	.000	.000		
+Wagner,N	.000	4	0	0	0	0	0	0	0	0	0	0	0	0	0	0	0	0	0	0	.000	.000		
Wuertz,M	.000	5	0	0	0	0	0	0	0	0	0	0	0	0	0	0	0	0	0	0	.000	.000		
PITCHERS	.000	26	0	0	0	0	0	0	0	0	0	0	0	0	0	0	0	0	0	1	.000	.000		
<b>OAKLAND</b>	<b>.236</b>	<b>26</b>	<b>846</b>	<b>109</b>	<b>200</b>	<b>305</b>	<b>35</b>	<b>2</b>	<b>22</b>	<b>104</b>	<b>4</b>	<b>12</b>	<b>6</b>	<b>84</b>	<b>4</b>	<b>201</b>	<b>20</b>	<b>5</b>	<b>16</b>	<b>18</b>	<b>.361</b>	<b>.306</b>		
<b>OPPONENT</b>	<b>.249</b>	<b>26</b>	<b>889</b>	<b>103</b>	<b>221</b>	<b>345</b>	<b>36</b>	<b>5</b>	<b>26</b>	<b>97</b>	<b>5</b>	<b>5</b>	<b>7</b>	<b>60</b>	<b>2</b>	<b>180</b>	<b>21</b>	<b>5</b>	<b>14</b>	<b>12</b>	<b>.388</b>	<b>.300</b>		

PITCHER	W	L	ERA	G	GS	CG	GFSHO	SV	IP	H	R	ER	HR	HB	BB	IBB	SO	WP	BK	AVG	OPP
Bailey,A	0	1	5.40	9	0	0	8	0	6	8.1	8	5	5	0	2	0	7	0	0	0	.242
Balfour,G	1	1	5.40	8	0	0	1	0	0	8.1	9	5	5	3	0	1	0	7	0	0	.281
Blevins,J	0	0	0.00	6	0	0	3	0	0	5.0	3	0	0	0	1	0	3	0	0	0	.167
Breslow,C	0	0	2.25	11	0	0	2	0	0	12.0	8	3	3	1	1	3	1	8	0	0	.195
Cahill,T	3	1	3.56	5	5	0	0	0	0	30.1	35	12	12	2	2	10	1	19	2	0	.299
+Carignan,A	0	0	4.26	6	0	0	3	0	0	6.1	8	4	3	1	0	2	0	5	1	0	.276
+De Los Santos	1	1	7.36	9	0	0	3	0	0	7.1	7	6	6	0	0	3	0	9	2	0	.269
Fuentes,B	0	0	1.50	7	0	0	0	0	0	6.0	3	1	1	1	0	1	0	5	0	0	.143
+Godfrey,G	0	0	0.00	1	0	0	0	0	0	4.0	5	0	0	0	0	1	0	3	0	0	.294
Gonzalez,G	5	1	2.20	6	6	0	0	0	0	41.0	34	11	10	4	0	15	0	37	0	0	.219
Harden,R	0	2	6.98	4	4	0	0	0	0	19.1	30	16	15	5	1	4	0	19	1	0	.353
McCarthy,B	2	2	2.19	5	5	2	0	1	0	37.0	28	10	9	3	0	3	0	30	0	0	.200
+Moscoso,G	2	2	2.16	5	5	0	0	0	0	33.1	18	10	8	3	1	5	0	22	0	0	.150
Outman,J	0	1	7.11	3	1	0	0	0	0	6.1	11	5	5	1	0	3	0	2	0	0	.407
+Wagner,N	0	0	12.00	4	0	0	4	0	0	3.0	5	7	4	1	1	3	0	2	0	0	.385
Wuertz,M	0	0	30.86	5	0	0	0	0	0	2.1	9	8	8	1	0	4	0	2	0	0	.600
<b>OAKLAND</b>	<b>14</b>	<b>12</b>	<b>3.68</b>	<b>26</b>	<b>26</b>	<b>0</b>	<b>24</b>	<b>5</b>	<b>6</b>	<b>230.0</b>	<b>221</b>	<b>103</b>	<b>94</b>	<b>26</b>	<b>7</b>	<b>60</b>	<b>2</b>	<b>180</b>	<b>6</b>	<b>0</b>	<b>.249</b>
<b>OPPONENTS</b>	<b>12</b>	<b>14</b>	<b>3.98</b>	<b>26</b>	<b>26</b>	<b>0</b>	<b>26</b>	<b>1</b>	<b>8</b>	<b>226.0</b>	<b>200</b>	<b>109</b>	<b>100</b>	<b>22</b>	<b>6</b>	<b>84</b>	<b>4</b>	<b>201</b>	<b>11</b>	<b>0</b>	<b>.236</b>

REVIEW

# STATS AT HOME

BATTER	AVG	G	AB	R	H	2B	3B	HR	RBI	SH	SF	HP	BB	SO	SB	CS	DP	E
Allen,B	.267	23	75	13	20	6	2	0	5	0	1	0	9	22	1	0	0	2
SEASON TOTAL	.242	31	95	15	23	6	2	2	9	0	1	1	12	30	1	0	0	2
Barton,D	.207	31	111	15	23	7	0	0	12	0	2	1	18	21	0	0	1	7
Carter,C	.148	8	27	1	4	0	0	0	0	0	0	0	1	14	0	0	1	0
Crisp,C	.274	65	252	30	69	13	3	4	27	2	0	0	25	25	24	4	7	0
DeJesus,D	.229	68	214	32	49	11	3	4	31	2	3	4	30	45	1	2	6	3
Ellis,M	.247	28	97	12	24	7	0	1	10	2	0	2	3	10	2	1	2	2
SEASON TOTAL	.267	65	236	30	63	17	0	6	28	3	0	3	7	34	3	2	3	2
Jackson,C	.268	49	149	15	40	9	0	3	19	0	0	1	18	21	1	1	4	0
SEASON TOTAL	.259	58	162	16	42	9	0	4	24	0	1	1	20	22	1	1	5	0
Kouzmanoff,K	.250	22	60	5	15	3	0	0	7	0	3	0	5	12	0	0	1	3
SEASON TOTAL	.217	33	92	7	20	3	0	0	9	0	3	3	9	20	0	0	2	4
LaRoche,An	.227	20	44	3	10	2	1	0	0	0	0	2	3	11	0	0	4	2
Matsui,H	.236	73	259	34	61	15	0	4	35	0	1	0	34	38	1	0	4	0
Miller,J	.500	3	2	0	1	0	0	0	0	0	0	0	0	0	0	0	0	0
Pennington,C	.237	77	266	30	63	13	0	3	23	5	1	1	22	54	3	6	4	13
Powell,L	.196	18	51	6	10	2	0	1	3	0	0	0	6	9	0	0	3	1
Recker,A	.000	1	3	1	0	0	0	0	0	0	0	0	1	2	0	0	0	0
Rosales,A	.063	7	16	1	1	0	0	0	2	0	1	0	1	4	0	0	1	1
Sizemore,S	.244	47	156	22	38	8	1	4	26	2	1	0	21	50	1	1	4	7
SEASON TOTAL	.258	55	186	25	48	9	1	4	27	2	1	0	22	56	2	2	4	10
Sogard,E	.167	12	30	1	5	1	0	0	0	0	0	0	2	5	0	0	2	2
Suzuki,K	.235	69	234	24	55	10	0	8	29	1	4	3	15	33	0	2	8	2
Sweeney,R	.285	53	123	22	35	7	2	1	14	0	0	0	13	19	0	1	2	0
Taylor,M	.235	7	17	4	4	0	0	1	1	0	0	0	5	5	0	0	0	2
Weeks,J	.321	51	209	24	67	14	5	1	22	1	3	1	8	32	9	6	1	8
Willingham,J	.260	67	235	40	61	17	0	15	51	0	4	3	32	65	2	0	3	2
PITCHERS	.000	81	0	0	0	0	0	0	0	0	0	0	0	0	0	0	0	12
<b>TOTALS</b>	<b>.249</b>	<b>81</b>	<b>2630</b>	<b>335</b>	<b>655</b>	<b>145</b>	<b>17</b>	<b>50</b>	<b>317</b>	<b>15</b>	<b>24</b>	<b>18</b>	<b>272</b>	<b>497</b>	<b>45</b>	<b>24</b>	<b>58</b>	<b>69</b>

PITCHER	ERA	W	L	G	GS	CG	SHO	SV	IP	AB	H	R	ER	HR	HB	BB	SO	WP	AVG
Anderson,B	4.95	1	2	6	6	0	0	0	40.0	153	41	23	22	5	2	13	31	0	.268
Bailey,A	3.33	0	3	25	0	0	0	12	24.1	92	20	11	9	0	0	3	27	0	.217
Balfour,G	1.80	3	1	33	0	0	0	1	35.0	122	23	7	7	3	0	13	35	0	.189
Billings,B	0.00	0	0	2	0	0	0	0	3.2	13	2	2	0	0	0	2	5	0	.154
SEASON TOTAL	1.59	0	0	3	0	0	0	0	5.2	22	7	3	1	0	0	2	5	1	.318
Blevins,J	1.54	0	0	11	0	0	0	0	11.2	42	9	6	2	1	1	6	12	0	.214
Braden,D	0.00	1	0	1	1	0	0	0	5.0	18	3	1	0	0	0	2	5	0	.167
Breslow,C	4.45	0	2	33	0	0	0	0	28.1	107	30	15	14	3	0	12	22	2	.280
Cahill,T	3.20	6	8	17	17	0	0	0	109.2	412	106	44	39	7	2	48	73	7	.257
Carignan,A	0.00	0	0	4	0	0	0	0	4.1	17	3	1	0	0	0	1	4	0	.176
Cramer,B	0.00	0	0	2	0	0	0	0	3.0	8	0	0	0	0	0	1	1	0	.000
De Los Santos,F	2.93	0	1	16	0	0	0	0	15.1	58	12	8	5	1	0	4	17	2	.207
Devine,J	1.80	0	0	12	0	0	0	0	10.0	35	5	2	2	0	1	3	11	0	.143
Fuentes,B	5.19	1	4	32	0	0	0	4	26.0	101	27	20	15	4	2	10	18	2	.267
Godfrey,G	0.82	1	0	2	1	0	0	0	11.0	44	11	2	1	1	0	1	6	0	.250
Gonzalez,G	2.70	10	5	17	17	0	0	0	110.0	404	89	36	33	8	4	46	110	3	.220
Harden,R	4.78	2	2	8	8	0	0	0	43.1	164	40	24	23	7	2	16	51	3	.244
Magnuson,T	6.23	0	0	7	0	0	0	0	13.0	51	12	10	9	3	0	5	9	3	.235
McCarthy,B	2.65	6	3	13	13	1	1	0	85.0	321	80	32	25	5	0	14	64	1	.249
Moscoso,G	2.42	6	3	12	12	0	0	0	74.1	273	50	26	20	7	0	18	48	0	.183
Norberto,J	0.00	0	0	2	0	0	0	0	3.0	10	1	0	0	0	0	2	0	0	.100
Outman,J	3.05	2	1	5	3	0	0	0	20.2	76	20	7	7	1	0	10	7	0	.263
Purcey,D	2.25	0	0	5	0	0	0	0	8.0	31	7	2	2	1	0	2	5	0	.226
SEASON TOTAL	6.86	1	2	19	0	0	0	0	21.0	83	25	16	16	2	0	15	12	0	.301
Ross,T	3.45	1	2	5	3	0	0	0	15.2	61	18	7	6	1	0	4	13	1	.295
Wagner,N	9.00	0	0	3	0	0	0	0	2.0	6	2	2	2	0	0	3	1	0	.333
Wuertz,M	6.16	0	0	23	0	0	0	0	19.0	71	18	13	13	2	1	18	20	0	.254
Ziegler,B	2.70	3	1	22	0	0	0	0	16.2	68	20	8	5	0	0	3	13	1	.294
SEASON TOTAL	2.33	3	1	33	0	0	0	0	27.0	103	28	10	7	0	0	8	19	1	.272
<b>TOTALS</b>	<b>3.18</b>	<b>43</b>	<b>38</b>	<b>81</b>	<b>81</b>	<b>1</b>	<b>7</b>	<b>17</b>	<b>738.0</b>	<b>2758</b>	<b>649</b>	<b>309</b>	<b>261</b>	<b>60</b>	<b>15</b>	<b>258</b>	<b>610</b>	<b>25</b>	<b>.235</b>

# STATS ON THE ROAD

BATTER	AVG	G	AB	R	H	2B	3B	HR	RBI	SH	SF	HP	BB	SO	SB	CS	DP	E
Allen,B	.141	18	71	5	10	3	0	3	6	0	0	0	2	33	1	0	0	2
SEASON TOTAL	.150	21	80	8	12	3	0	4	9	0	0	0	6	38	2	0	0	2
Barton,D	.216	36	125	12	27	6	0	0	9	0	1	1	21	26	2	1	5	1
Carter,C	.118	7	17	1	2	0	0	0	0	0	0	0	1	6	0	0	0	1
Crisp,C	.254	71	279	39	71	14	2	4	27	2	6	1	16	40	25	5	4	1
DeJesus,D	.250	63	228	28	57	9	2	6	15	2	1	7	15	41	3	1	8	1
Ellis,M	.192	34	120	9	23	4	1	0	6	2	1	1	5	22	5	1	1	0
SEASON TOTAL	.230	67	244	25	56	7	1	1	13	6	2	3	15	41	11	3	5	1
Jackson,C	.234	53	184	15	43	8	1	1	19	0	2	2	12	29	2	0	8	2
SEASON TOTAL	.232	56	190	16	44	8	1	1	19	0	2	2	12	31	2	0	8	2
Kouzmanoff,K	.197	24	76	8	15	3	0	4	10	0	1	1	3	15	2	0	1	6
SEASON TOTAL	.246	40	142	17	35	8	0	7	24	0	2	3	3	26	2	0	2	9
LaRoche,An	.265	20	49	7	13	4	0	0	5	1	0	0	5	8	0	0	2	3
Matsui,H	.267	68	258	24	69	13	0	8	37	0	8	1	22	46	0	1	6	1
Miller,J	.200	4	10	2	2	0	0	1	2	0	0	0	0	5	0	0	0	0
Pennington,C	.293	71	249	27	73	13	2	5	35	3	3	0	20	50	11	3	1	9
Powell,L	.150	18	60	4	9	1	0	0	1	0	0	0	5	23	0	0	1	1
Recker,A	.214	4	14	2	3	1	0	0	0	0	0	0	3	5	0	0	0	1
Rosales,A	.111	17	45	4	5	0	0	2	6	0	1	1	3	9	0	0	3	3
Sizemore,S	.255	46	149	20	38	13	0	7	26	2	0	2	22	43	3	1	4	6
SEASON TOTAL	.231	55	182	25	42	13	0	7	29	3	0	2	31	56	3	1	4	6
Sogard,E	.225	15	40	6	9	2	0	2	4	0	0	0	2	8	0	0	0	0
Suzuki,K	.239	65	226	30	54	16	0	6	15	2	3	4	23	31	2	0	6	5
Sweeney,R	.248	55	141	12	35	4	1	0	11	1	1	0	20	29	1	0	5	0
Taylor,M	.154	4	13	0	2	0	0	0	0	0	0	0	0	6	0	0	0	0
Weeks,J	.284	46	197	26	56	12	3	1	14	1	1	3	13	30	13	5	2	5
Willingham,J	.233	69	253	29	59	9	0	14	47	0	4	8	24	85	2	1	3	0
PITCHERS	.000	81	18	0	0	0	0	0	0	3	0	0	7	0	0	0	1	7
TOTALS	.239	81	2822	310	675	135	12	64	295	19	33	32	237	597	72	19	61	55

PITCHER	ERA	W	L	G	GS	CG	SHO	SV	IP	AB	H	R	ER	HR	HB	BB	SO	WP	AVG
Anderson,B	3.12	2	4	7	7	1	0	0	43.1	166	45	17	15	3	5	12	30	0	.271
Bailey,A	3.12	0	1	17	0	0	0	12	17.1	64	14	7	6	3	0	9	14	0	.219
Balfour,G	3.33	2	1	29	0	0	0	1	27.0	99	21	10	10	5	0	7	24	0	.212
Billings,B	47.25	0	0	1	0	0	0	0	1.1	10	6	7	7	1	0	4	2	0	.600
Blevins,J	3.78	0	0	15	0	0	0	0	16.2	60	15	8	7	1	0	8	14	0	.250
Braden,D	4.15	0	1	2	2	0	0	0	13.0	50	15	6	6	2	0	3	10	0	.300
Breslow,C	3.19	0	0	34	0	0	0	0	31.0	126	39	14	11	1	2	9	22	1	.310
Cahill,T	5.23	6	6	17	17	0	0	0	98.0	385	108	58	57	12	6	34	74	8	.281
Carignan,A	13.50	0	0	2	0	0	0	0	2.0	12	5	3	3	1	0	1	1	1	.417
Cramer,B	1.69	0	1	3	0	0	0	0	5.1	22	6	1	1	1	0	0	5	0	.273
De Los Santos,F	5.50	3	1	18	0	0	0	0	18.0	65	15	11	11	3	0	13	26	7	.231
Devine,J	4.85	1	1	14	0	0	0	0	13.0	49	13	7	7	0	1	8	9	0	.265
Fuentes,B	2.51	1	4	35	0	0	0	8	32.1	118	25	10	9	2	2	10	24	0	.212
Godfrey,G	6.43	0	2	3	3	0	0	0	14.0	61	21	12	10	2	1	4	7	0	.344
Gonzalez,G	3.62	6	7	15	15	0	0	0	92.0	356	86	45	37	9	4	45	87	3	.242
Harden,R	5.49	2	2	7	7	0	0	0	39.1	162	47	24	24	10	0	15	40	1	.290
Magnuson,T	5.40	0	0	2	0	0	0	0	1.2	9	3	1	1	0	0	0	2	0	.333
McCarthy,B	3.99	3	6	12	12	4	0	0	85.2	331	88	41	38	6	0	11	59	2	.266
Moscoco,G	4.70	2	7	11	9	0	0	0	53.2	209	52	33	28	7	2	20	26	0	.249
Norberto,J	14.73	0	0	4	0	0	0	0	3.2	16	7	6	6	0	1	7	2	1	.438
Outman,J	4.06	1	4	8	6	0	0	0	37.2	148	42	20	17	3	0	13	28	3	.284
Purcey,D	1.93	0	0	4	0	0	0	0	4.2	16	2	1	1	0	0	1	2	0	.125
SEASON TOTAL	3.55	0	0	14	0	0	0	0	12.2	45	8	5	5	0	0	12	10	0	.178
Ross,T	2.21	2	1	4	3	0	0	0	20.1	70	15	5	5	0	0	9	11	1	.214
Wagner,N	6.00	0	0	3	0	0	0	0	3.0	14	4	5	2	1	1	0	3	0	.286
Wuertz,M	7.36	0	0	16	0	0	0	0	14.2	61	19	12	12	3	0	8	12	0	.311
Ziegler,B	2.14	0	1	21	0	0	0	1	21.0	76	18	6	5	0	1	10	16	0	.237
SEASON TOTAL	2.01	0	1	33	0	0	0	1	31.1	113	25	11	7	0	1	11	25	0	.221
TOTALS	4.26	31	50	81	81	5	5	22	709.2	2755	731	370	336	76	26	261	550	28	.265



# STATS DURING THE DAY

BATTER	AVG	G	AB	R	H	2B	3B	HR	RBI	SH	SF	HP	BB	SO	SB	CS	DP	E
Allen,B	.218	17	55	7	12	5	1	1	5	0	1	0	5	23	0	0	0	1
SEASON TOTAL	.220	19	59	8	13	5	1	2	8	0	1	1	8	26	1	0	0	1
Barton,D	.213	25	94	14	20	5	0	0	13	0	3	1	17	15	1	1	2	1
Carter,C	.136	8	22	2	3	0	0	0	0	0	0	0	2	11	0	0	0	1
Crisp,C	.290	49	186	26	54	8	3	3	22	3	4	0	13	20	21	2	6	0
DeJesus,D	.221	54	172	23	38	7	3	0	14	4	3	6	23	34	1	3	6	2
Ellis,M	.244	25	90	8	22	5	0	0	4	3	0	1	5	12	4	0	3	1
SEASON TOTAL	.283	44	159	19	45	8	0	3	10	5	1	2	10	19	6	3	5	2
Jackson,C	.273	41	143	16	39	7	1	3	22	0	1	1	12	23	3	0	4	0
SEASON TOTAL	.261	48	153	17	40	7	1	3	22	0	1	1	13	25	3	0	5	0
Kouzmanoff,K	.214	20	56	4	12	1	0	2	4	0	2	1	3	9	2	0	1	4
SEASON TOTAL	.235	30	98	11	23	5	0	4	17	0	3	2	6	17	2	0	2	5
LaRoche,An	.278	14	36	3	10	4	0	0	3	1	0	1	2	7	0	0	2	2
Matsui,H	.241	53	191	30	46	10	0	6	25	0	5	0	19	34	0	0	4	0
Miller,J	.167	3	6	1	1	0	0	0	0	0	0	0	0	2	0	0	0	0
Pennington,C	.248	58	210	19	52	9	1	1	25	3	3	0	17	38	3	4	2	8
Powell,L	.179	21	67	5	12	3	0	1	4	0	0	0	8	22	0	0	1	2
Recker,A	.182	3	11	2	2	1	0	0	0	0	0	0	3	5	0	0	0	1
Rosales,A	.034	11	29	2	1	0	0	0	2	0	1	0	1	3	0	0	3	1
Sizemore,S	.289	34	114	18	33	10	0	7	21	1	0	0	17	35	0	1	5	6
SEASON TOTAL	.264	41	140	22	37	10	0	7	22	1	0	0	22	45	0	1	5	7
Sogard,E	.147	13	34	3	5	2	0	1	2	0	0	0	2	8	0	0	0	2
Suzuki,K	.262	46	145	18	38	10	0	7	22	1	3	3	13	17	1	1	0	0
Sweeney,R	.235	42	119	11	28	6	2	0	13	1	1	0	15	22	0	0	3	0
Taylor,M	.200	4	10	1	2	0	0	0	0	0	0	0	0	4	0	0	0	0
Weeks,J	.370	36	146	21	54	9	3	1	14	0	2	2	9	24	14	1	0	5
Willingham,J	.267	51	187	31	50	9	0	11	37	0	2	7	23	52	2	1	3	0
PITCHERS	.000	63	7	0	0	0	0	0	0	1	0	0	0	2	0	0	0	6
<b>TOTALS</b>	<b>.251</b>	<b>63</b>	<b>2130</b>	<b>265</b>	<b>534</b>	<b>111</b>	<b>14</b>	<b>44</b>	<b>252</b>	<b>18</b>	<b>31</b>	<b>23</b>	<b>209</b>	<b>422</b>	<b>52</b>	<b>14</b>	<b>45</b>	<b>43</b>

PITCHER	ERA	W	L	G	GS	CG	SHO	SV	IP	AB	H	R	ER	HR	HB	BB	SO	WP	AVG
Anderson,B	3.42	2	4	8	8	1	0	0	52.2	202	55	22	20	5	5	12	33	0	.272
Bailey,A	4.96	0	2	17	0	0	0	8	16.1	65	18	9	9	0	0	5	16	0	.277
Balfour,G	3.00	3	0	23	0	0	0	0	24.0	85	19	8	8	3	0	10	18	0	.224
Billings,B	18.90	0	0	2	0	0	0	0	3.1	19	8	9	7	1	0	5	4	0	.421
Blevins,J	1.74	0	0	10	0	0	0	0	10.1	40	11	6	2	2	1	4	9	0	.275
Breslow,C	5.55	0	1	26	0	0	0	0	24.1	102	33	15	15	2	1	9	20	1	.324
Cahill,T	3.64	5	6	14	14	0	0	0	94.0	349	88	42	38	8	2	26	65	4	.252
Carignan,A	9.00	0	0	3	0	0	0	0	3.0	17	6	4	3	1	0	2	2	1	.353
De Los Santos,F	6.43	2	1	17	0	0	0	0	14.0	53	13	11	10	2	0	9	17	6	.245
Devine,J	1.17	0	0	8	0	0	0	0	7.2	25	3	1	1	0	0	2	7	0	.120
Fuentes,B	1.67	1	1	31	0	0	0	7	27.0	98	18	6	5	3	0	5	22	1	.184
Godfrey,G	3.18	0	1	1	1	0	0	0	5.2	22	6	4	2	0	1	2	4	0	.273
Gonzalez,G	3.24	7	4	12	12	0	0	0	77.2	297	75	29	28	5	5	33	82	1	.253
Harden,R	5.65	1	1	8	8	0	0	0	43.0	172	50	27	27	10	2	17	48	1	.291
Magnuson,T	9.00	0	0	4	0	0	0	0	7.0	30	8	7	7	2	0	2	6	3	.267
McCarthy,B	2.41	4	1	6	6	1	1	0	41.0	151	38	15	11	3	0	6	36	0	.252
Moscoso,G	3.31	4	5	9	8	0	0	0	51.2	187	33	22	19	4	1	16	33	0	.176
Norberto,J	27.00	0	0	2	0	0	0	0	1.2	7	4	5	5	0	0	5	1	0	.571
Outman,J	5.84	0	2	4	2	0	0	0	12.1	52	19	8	8	1	0	5	6	0	.365
Purcey,D	2.70	0	0	3	0	0	0	0	6.2	26	6	2	2	1	0	2	5	0	.231
SEASON TOTAL	4.09	0	0	10	0	0	0	0	11.0	41	8	5	5	1	0	9	9	0	.195
Ross,T	2.11	2	1	5	4	0	0	0	21.1	76	18	5	5	1	0	5	17	2	.237
Wagner,N	27.00	0	0	1	0	0	0	0	0.2	3	2	2	2	0	0	1	1	0	.667
Wuertz,M	3.00	0	0	14	0	0	0	0	12.0	42	9	4	4	0	0	6	11	0	.214
Ziegler,B	6.17	1	1	15	0	0	0	1	11.2	46	15	9	8	0	0	7	6	0	.326
SEASON TOTAL	5.40	1	1	18	0	0	0	1	15.0	60	20	10	9	0	0	8	9	0	.333
<b>TOTALS</b>	<b>3.89</b>	<b>32</b>	<b>31</b>	<b>63</b>	<b>63</b>	<b>2</b>	<b>4</b>	<b>16</b>	<b>569.0</b>	<b>2166</b>	<b>555</b>	<b>272</b>	<b>246</b>	<b>54</b>	<b>18</b>	<b>196</b>	<b>469</b>	<b>20</b>	<b>.256</b>

# STATS AT NIGHT

BATTER	AVG	G	AB	R	H	2B	3B	HR	RBI	SH	SF	HP	BB	SO	SB	CS	DP	E
Allen,B	.198	24	91	11	18	4	1	2	6	0	0	0	6	32	2	0	0	3
SEASON TOTAL	.190	33	116	15	22	4	1	4	10	0	0	0	10	42	2	0	0	3
Barton,D	.211	42	142	13	30	8	0	0	8	0	0	1	22	32	1	0	4	7
Carter,C	.136	7	22	0	3	0	0	0	0	0	0	0	9	0	0	1	0	0
Crisp,C	.249	87	345	43	86	19	2	5	32	1	2	1	28	45	28	7	5	1
DeJesus,D	.252	77	270	37	68	13	2	10	32	0	1	5	22	52	3	0	8	2
Ellis,M	.197	37	127	13	25	6	1	1	12	1	1	2	3	20	3	2	0	1
SEASON TOTAL	.231	88	321	36	74	16	1	4	31	4	1	4	12	56	8	2	3	1
Jackson,C	.232	61	190	14	44	10	0	1	16	0	1	2	18	27	0	1	8	2
SEASON TOTAL	.231	66	199	15	46	10	0	2	21	0	2	2	19	28	0	1	8	2
Kouzmanoff,K	.225	26	80	9	18	5	0	2	13	0	2	0	5	18	0	0	1	5
SEASON TOTAL	.235	43	136	13	32	6	0	3	16	0	2	4	6	29	0	0	2	8
LaRoche,An	.228	26	57	7	13	2	1	0	2	0	0	1	6	12	0	0	4	3
Matsui,H	.258	88	326	28	84	18	0	6	47	0	4	1	37	50	1	1	6	1
Miller,J	.333	4	6	1	2	0	0	1	2	0	0	0	3	0	0	0	0	0
Pennington,C	.275	90	305	38	84	17	1	7	33	5	1	1	25	66	11	5	3	14
Powell,L	.159	15	44	5	7	0	0	0	0	0	0	0	3	10	0	0	3	0
Recker,A	.167	2	6	1	1	0	0	0	0	0	0	0	1	2	0	0	0	0
Rosales,A	.156	13	32	3	5	0	0	2	6	0	1	1	3	10	0	0	1	3
Sizemore,S	.225	59	191	24	43	11	1	4	31	3	1	2	26	58	4	1	3	7
SEASON TOTAL	.232	69	228	28	53	12	1	4	34	4	1	2	31	67	5	2	3	9
Sogard,E	.250	14	36	4	9	1	0	1	2	0	0	0	2	5	0	0	2	0
Suzuki,K	.225	88	315	36	71	16	0	7	22	2	4	4	25	47	1	1	14	7
Sweeney,R	.290	66	145	23	42	5	1	1	12	0	0	0	18	26	1	1	4	0
Taylor,M	.200	7	20	3	4	0	0	1	1	0	0	0	5	7	0	0	0	2
Weeks,J	.265	61	260	29	69	17	5	1	22	2	2	2	12	38	8	10	3	8
Willingham,J	.233	85	301	38	70	17	0	18	61	0	6	4	33	98	2	0	3	2
PITCHERS	.000	99	11	0	0	0	0	0	0	2	0	0	0	5	0	0	1	13
TOTALS	.240	99	3322	380	796	169	15	70	360	16	26	27	300	672	65	29	74	81

PITCHER	ERA	W	L	G	GS	CG	SHO	SV	IP	AB	H	R	ER	HR	HB	BB	SO	WP	AVG
Anderson,B	4.99	1	2	5	5	0	0	0	30.2	117	31	18	17	3	2	13	28	0	.265
Bailey,A	2.13	0	2	25	0	0	0	16	25.1	91	16	9	6	3	0	7	25	0	.176
Balfour,G	2.13	2	2	39	0	0	0	2	38.0	136	25	9	9	5	0	10	41	0	.184
Billings,B	0.00	0	0	1	0	0	0	0	1.2	4	0	0	0	0	0	1	3	0	.000
SEASON TOTAL	2.45	0	0	2	0	0	0	0	3.2	13	5	1	1	0	0	1	3	1	.385
Blevins,J	3.50	0	0	16	0	0	0	0	18.0	62	13	8	7	0	0	10	17	0	.210
Braden,D	3.00	1	1	3	3	0	0	0	18.0	68	18	7	6	2	0	5	15	0	.265
Breslow,C	2.57	0	1	41	0	0	0	0	35.0	131	36	14	10	2	1	12	24	2	.275
Cahill,T	4.59	7	8	20	20	0	0	0	113.2	448	126	60	58	11	6	56	82	11	.281
Carignan,A	0.00	0	0	3	0	0	0	0	3.1	12	2	0	0	0	0	0	3	0	.167
Cramer,B	1.08	0	1	5	0	0	0	0	8.1	30	6	1	1	1	0	1	6	0	.200
De Los Santos,F	2.79	1	1	17	0	0	0	0	19.1	70	14	8	6	2	0	8	26	3	.200
Devine,J	4.70	1	1	18	0	0	0	0	15.1	59	15	8	8	0	2	9	13	0	.254
Fuentes,B	5.46	1	7	36	0	0	0	5	31.1	121	34	24	19	3	4	15	20	1	.281
Godfrey,G	4.19	1	1	4	3	0	0	0	19.1	83	26	10	9	3	0	3	9	0	.313
Gonzalez,G	3.04	9	8	20	20	0	0	0	124.1	463	100	52	42	12	3	58	115	5	.216
Harden,R	4.54	3	3	7	7	0	0	0	39.2	154	37	21	20	7	0	14	43	3	.240
Magnuson,T	3.52	0	0	5	0	0	0	0	7.2	30	7	4	3	1	0	3	5	0	.233
McCarthy,B	3.61	5	8	19	19	4	0	0	129.2	501	130	58	52	8	0	19	87	3	.259
Moscoco,G	3.42	4	5	14	13	0	0	0	76.1	295	69	37	29	10	1	22	41	0	.234
Norberto,J	1.80	0	0	4	0	0	0	0	5.0	19	4	1	1	0	1	2	3	1	.211
Outman,J	3.13	3	3	9	7	0	0	0	46.0	172	43	19	16	3	0	18	29	3	.250
Purcey,D	1.50	0	0	6	0	0	0	0	6.0	21	3	1	1	0	0	1	2	0	.143
SEASON TOTAL	6.35	1	2	23	0	0	0	0	22.2	87	25	16	16	1	0	18	13	0	.287
Ross,T	3.68	1	2	4	2	0	0	0	14.2	55	15	7	6	0	0	8	7	0	.273
Wagner,N	4.15	0	0	5	0	0	0	0	4.1	17	4	5	2	1	1	2	3	0	.235
Wuertz,M	8.72	0	0	25	0	0	0	0	21.2	90	28	21	21	5	1	20	30	0	.311
Ziegler,B	0.69	2	1	28	0	0	0	0	26.0	98	23	5	2	0	1	6	23	1	.235
SEASON TOTAL	1.04	2	1	48	0	0	0	0	43.1	156	33	11	5	0	1	11	35	1	.212
TOTALS	3.60	42	57	99	99	4	8	23	878.2	3347	825	407	351	82	23	323	691	33	.246

REVIEW

# STATS VS. LEFT-HANDERS

BATTER	AVG	G	AB	R	H	2B	3B	HR	RBI	SH	SF	HP	BB	SO	SB	CS	DP	SLG	OBP
Allen,B	.167	24	48	5	8	1	0	1	4	0	0	0	3	17	1	0	0	.250	.216
SEASON TOTAL	.151	28	53	5	8	1	0	1	4	0	0	0	3	19	1	0	0	.226	.196
Barton,D	.253	41	75	10	19	8	0	0	8	0	1	0	13	15	0	0	3	.360	.360
Carter,C	.050	9	20	0	1	0	0	0	0	0	0	0	1	9	0	0	1	.050	.095
Crisp,C	.211	77	171	21	36	9	0	3	18	0	3	1	16	24	10	3	3	.316	.277
DeJesus,D	.174	74	121	9	21	4	0	1	8	1	2	2	7	31	1	2	7	.231	.227
Ellis,M	.236	23	55	8	13	3	0	0	1	0	0	1	1	6	3	1	1	.291	.263
SEASON TOTAL	.268	57	123	18	33	6	0	3	6	1	0	1	5	12	4	2	3	.390	.302
Jackson,C	.254	56	122	11	31	10	1	0	10	0	1	1	14	18	1	1	4	.352	.333
SEASON TOTAL	.244	63	131	12	32	10	1	0	10	0	1	1	15	18	1	1	5	.336	.324
Kouzmanoff,K	.231	12	26	3	6	1	0	1	2	0	0	0	2	3	0	0	0	.385	.286
SEASON TOTAL	.259	25	58	6	15	3	0	2	6	0	0	1	2	9	0	0	0	.414	.295
LaRoche,An	.286	16	28	2	8	4	0	0	1	0	0	1	5	3	0	0	3	.429	.412
Matsui,H	.273	81	154	17	42	6	0	8	29	0	3	0	14	22	0	0	2	.468	.327
Miller,J	.500	4	6	2	3	0	0	1	2	0	0	0	0	1	0	0	0	1.000	.500
Pennington,C	.270	83	148	20	40	8	0	1	13	4	2	0	13	23	4	5	3	.345	.325
Powell,L	.185	15	27	2	5	0	0	1	1	0	0	0	2	7	0	0	1	.296	.241
Recker,A	.286	5	7	1	2	0	0	0	0	0	0	0	2	2	0	0	0	.286	.444
Rosales,A	.114	17	35	4	4	0	0	2	5	0	1	1	3	5	0	0	0	.286	.200
Sizemore,S	.276	46	98	13	27	10	0	2	13	1	0	0	15	25	3	1	1	.439	.372
SEASON TOTAL	.294	55	119	17	35	11	0	2	16	1	0	0	19	29	3	1	1	.437	.391
Sogard,E	.000	7	11	0	0	0	0	0	1	0	0	0	2	3	0	0	0	.000	.154
Suzuki,K	.233	60	133	12	31	4	0	2	6	0	1	1	14	19	1	1	4	.308	.309
Sweeney,R	.159	32	44	2	7	0	0	0	2	1	0	0	5	11	0	0	1	.159	.245
Taylor,M	.211	9	19	2	4	0	0	1	1	0	0	0	3	7	0	0	0	.368	.318
Weeks,J	.287	54	129	11	37	9	2	0	11	2	1	0	6	17	6	3	1	.388	.316
Willingham,J	.208	80	159	23	33	5	0	12	31	0	1	3	23	51	0	1	1	.465	.317
PITCHERS	.000	7	0	0	0	0	0	0	1	0	0	0	0	4	0	0	0	.000	.000
<b>TOTALS</b>	<b>.230</b>	<b>1643</b>	<b>178</b>	<b>378</b>	<b>82</b>	<b>3</b>	<b>36</b>	<b>167</b>	<b>10</b>	<b>16</b>	<b>11</b>	<b>164</b>	<b>323</b>	<b>30</b>	<b>18</b>	<b>36</b>	<b>.349</b>	<b>.302</b>	

PITCHER	AVG	AB	H	HR	HB	BB	SO
Anderson,B	.303	109	33	4	3	3	17
Bailey,A	.227	88	20	3	0	8	22
Balfour,G	.189	111	21	3	0	9	28
Billings,B	.375	8	3	1	0	3	2
Blevins,J	.256	43	11	2	0	6	15
Braden,D	.333	12	4	1	0	0	2
Breslow,C	.352	91	32	1	1	6	13
Cahill,T	.264	421	111	13	3	48	76
Carignan,A	.143	7	1	0	0	2	1
Cramer,B	.000	8	0	0	0	1	1
De Los Santos,F	.173	52	9	2	0	5	24
Devine,J	.268	41	11	0	1	7	8
Fuentes,B	.265	83	22	2	2	4	17
Godfrey,G	.267	60	16	1	0	3	8
Gonzalez,G	.253	174	44	5	2	19	52
Harden,R	.232	151	35	5	0	12	42
Magnuson,T	.091	22	2	0	0	3	3
McCarthy,B	.256	348	89	8	0	13	65
Moscoco,G	.225	249	56	6	1	20	36
Norberto,J	.333	9	3	0	0	3	2
Outman,J	.217	60	13	0	0	4	14
Purcey,D	.313	16	5	0	0	1	3
Ross,T	.250	68	17	0	0	9	9
Wagner,N	.429	7	3	0	0	1	2
Wuertz,M	.241	58	14	2	0	13	14
Ziegler,B	.396	48	19	0	0	7	5
<b>TOTALS</b>	<b>.253</b>	<b>2344</b>	<b>594</b>	<b>59</b>	<b>13</b>	<b>210</b>	<b>481</b>

# STATS VS. RIGHT-HANDERS

BATTER	AVG	G	AB	R	H	2B	3B	HR	RBI	SH	SF	HP	BB	SO	SB	CS	DP	SLG	OBP
Allen,B	.224	39	98	13	22	8	2	2	7	0	1	0	8	38	1	0	0	.408	.280
SEASON TOTAL	.221	50	122	18	27	8	2	5	14	0	1	1	15	49	2	0	0	.443	.309
Barton,D	.193	62	161	17	31	5	0	0	13	0	2	2	26	32	2	1	3	.224	.309
Carter,C	.208	10	24	2	5	0	0	0	0	0	0	0	1	11	0	0	0	.208	.240
Crisp,C	.289	122	360	48	104	18	5	5	36	4	3	0	25	41	39	6	8	.408	.332
DeJesus,D	.265	122	321	51	85	16	5	9	38	3	2	9	38	55	3	1	7	.430	.357
Ellis,M	.210	56	162	13	34	8	1	1	15	4	1	2	7	26	4	1	2	.290	.250
SEASON TOTAL	.241	121	357	37	86	18	1	4	35	8	2	5	17	63	10	3	5	.331	.283
Jackson,C	.246	90	211	19	52	7	0	4	28	0	1	2	16	32	2	0	8	.336	.304
SEASON TOTAL	.244	98	221	20	54	7	0	5	33	0	2	2	17	35	2	0	8	.344	.302
Kouzmanoff,K	.218	44	110	10	24	5	0	3	15	0	4	1	6	24	2	0	2	.345	.256
SEASON TOTAL	.227	69	176	18	40	8	0	5	27	0	5	5	10	37	2	0	4	.358	.281
LaRoche,An	.231	34	65	8	15	2	1	0	4	1	0	1	3	16	0	0	3	.292	.275
Matsui,H	.242	127	363	41	88	22	0	4	43	0	6	1	42	62	1	1	8	.336	.318
Miller,J	.000	5	6	0	0	0	0	0	0	0	0	0	0	4	0	0	0	.000	.000
Pennington,C	.262	137	367	37	96	18	2	7	45	4	2	1	29	81	10	4	2	.379	.316
Powell,L	.167	36	84	8	14	3	0	0	3	0	0	0	9	25	0	0	3	.202	.247
Recker,A	.100	5	10	2	1	1	0	0	0	0	0	0	2	5	0	0	0	.200	.250
Rosales,A	.077	19	26	1	2	0	0	0	3	0	1	0	1	8	0	0	4	.077	.107
Sizemore,S	.237	84	207	29	49	11	1	9	39	3	1	2	28	68	1	1	7	.430	.332
SEASON TOTAL	.221	98	249	33	55	11	1	9	40	4	1	2	34	83	2	2	7	.382	.318
Sogard,E	.237	27	59	7	14	3	0	2	3	0	0	0	2	10	0	0	2	.390	.262
Suzuki,K	.239	120	327	42	78	22	0	12	38	3	6	6	24	45	1	1	10	.416	.298
Sweeney,R	.286	107	220	32	63	11	3	1	23	0	1	0	28	37	1	1	6	.377	.365
Taylor,M	.182	8	11	2	2	0	0	0	0	0	0	0	2	4	0	0	0	.182	.308
Weeks,J	.310	86	277	39	86	17	6	2	25	0	3	4	15	45	16	8	2	.437	.351
Willingham,J	.264	125	329	46	87	21	0	17	67	0	7	8	33	99	4	0	5	.483	.340
PITCHERS	.000	11	0	0	0	0	0	0	0	2	0	0	0	3	0	0	0	1.000	.000
<b>TOTALS</b>	<b>.250</b>	<b>3809</b>	<b>467</b>	<b>952</b>	<b>198</b>	<b>26</b>	<b>78</b>	<b>445</b>	<b>24</b>	<b>41</b>	<b>39</b>	<b>345</b>	<b>771</b>	<b>87</b>	<b>25</b>	<b>83</b>	<b>.377</b>	<b>.316</b>	

PITCHER	AVG	AB	H	HR	HB	BB	SO
Anderson,B	.252	210	53	4	4	22	44
Bailey,A	.206	68	14	0	0	4	19
Balfour,G	.209	110	23	5	0	11	31
Billings,B	.333	15	5	0	0	3	5
Blevins,J	.220	59	13	0	1	8	11
Braden,D	.250	56	14	1	0	5	13
Breslow,C	.261	142	37	3	1	15	31
Cahill,T	.274	376	103	6	5	34	71
Carignan,A	.318	22	7	1	0	0	4
Cramer,B	.273	22	6	1	0	0	5
De Los Santos,F	.254	71	18	2	0	12	19
Devine,J	.163	43	7	0	1	4	12
Fuentes,B	.221	136	30	4	2	16	25
Godfrey,G	.356	45	16	2	1	2	5
Gonzalez,G	.224	586	131	12	6	72	145
Harden,R	.297	175	52	12	2	19	49
Magnuson,T	.342	38	13	3	0	2	8
McCarthy,B	.260	304	79	3	0	12	58
Moscoso,G	.197	233	46	8	1	18	38
Norberto,J	.294	17	5	0	1	4	2
Outman,J	.299	164	49	4	0	19	21
Purcey,D	.129	31	4	1	0	2	4
Ross,T	.254	63	16	1	0	4	15
Wagner,N	.231	13	3	1	1	2	2
Wuertz,M	.311	74	23	3	1	13	18
Ziegler,B	.198	96	19	0	1	6	24
<b>TOTALS</b>	<b>.248</b>	<b>3169</b>	<b>786</b>	<b>77</b>	<b>28</b>	<b>309</b>	<b>679</b>

# FINAL STANDINGS

A.L. EAST	LAST 10											
	WON	LOST	PCT.	GB	GAMES	STREAK	HOME	ROAD	vs EAST	vs CENT	vs WEST	vs N.L.
New York	97	65	.599	-	5-5	Lost 4	52-29	45-36	39-33	22-14	23-13	13-5
Tampa Bay	91	71	.562	6	6-4	Won 5	47-34	44-37	42-30	21-17	16-18	12-6
Boston	90	72	.556	7	3-7	Lost 1	45-36	45-36	38-34	21-16	21-14	10-8
Toronto	81	81	.500	16	4-6	Won 1	42-39	39-42	33-39	18-15	22-17	8-10
Baltimore	69	93	.426	28	6-4	Won 1	39-42	30-51	28-44	22-20	12-18	7-11

A.L. CENTRAL	LAST 10											
	WON	LOST	PCT.	GB	GAMES	STREAK	HOME	ROAD	vs EAST	vs CENT	vs WEST	vs N.L.
Detroit	95	67	.586	-	7-3	Won 4	50-31	45-36	20-16	50-22	18-18	7-11
Cleveland	80	82	.494	15	4-6	Lost 4	44-37	36-45	19-18	36-36	14-21	11-7
Chicago	79	83	.488	16	5-5	Lost 1	36-45	43-38	17-20	32-40	19-16	11-7
Kansas City	71	91	.438	24	5-5	Lost 2	40-41	31-50	16-21	32-40	18-17	5-13
Minnesota	63	99	.389	32	4-6	Won 2	33-48	30-51	10-29	30-42	15-18	8-10

A.L. WEST	LAST 10											
	WON	LOST	PCT.	GB	GAMES	STREAK	HOME	ROAD	vs EAST	vs CENT	vs WEST	vs N.L.
Texas	96	66	.593	-	9-1	Won 6	52-29	44-37	22-22	25-18	40-17	9-9
Los Angeles	86	76	.531	10	3-7	Lost 4	45-36	41-40	21-23	25-18	27-30	13-5
<b>Oakland</b>	<b>74</b>	<b>88</b>	<b>.457</b>	<b>22</b>	<b>5-5</b>	<b>Won 2</b>	<b>43-38</b>	<b>31-50</b>	<b>20-23</b>	<b>20-24</b>	<b>26-31</b>	<b>8-10</b>
Seattle	67	95	.414	29	4-6	Lost 2	39-45	28-50	17-26	20-24	21-36	9-9

N.L. EAST	LAST 10											
	WON	LOST	PCT.	GB	GAMES	STREAK	HOME	ROAD	vs EAST	vs CENT	vs WEST	vs A.L.
Philadelphia	102	60	.630	-	4-6	Won 4	52-29	50-31	43-29	27-16	23-9	9-6
Atlanta	89	73	.549	13	2-8	Lost 5	47-34	42-39	36-36	22-17	21-15	10-5
Washington	80	81	.497	21.5	8-2	Won 1	44-36	36-45	36-36	20-19	16-19	8-7
New York	77	85	.475	25	5-5	Won 1	34-47	43-38	33-39	19-20	16-17	9-9
Florida	72	90	.444	30	3-7	Lost 1	32-49	40-41	32-40	20-20	12-20	8-10

N.L. CENTRAL	LAST 10											
	WON	LOST	PCT.	GB	GAMES	STREAK	HOME	ROAD	vs EAST	vs CENT	vs WEST	vs A.L.
Milwaukee	96	66	.593	-	7-3	Won 2	57-24	39-42	20-14	51-29	19-14	6-9
St. Louis	90	72	.556	6	7-3	Won 2	45-36	45-36	22-13	44-35	16-17	8-7
Cincinnati	79	83	.488	17	5-5	Lost 1	42-39	37-44	13-20	42-37	18-14	6-12
Pittsburgh	72	90	.444	24	4-6	Lost 2	36-45	36-45	12-22	39-41	13-20	8-7
Chicago	71	91	.438	25	4-6	Lost 1	39-42	32-49	15-18	34-46	17-17	5-10
Houston	56	106	.346	40	4-6	Lost 2	31-50	25-56	10-21	28-50	14-24	4-11

N.L. WEST	LAST 10											
	WON	LOST	PCT.	GB	GAMES	STREAK	HOME	ROAD	vs EAST	vs CENT	vs WEST	vs A.L.
Arizona	94	68	.580	-	7-3	Lost 1	51-30	43-38	18-14	23-17	43-29	10-8
San Francisco	86	76	.531	8	4-6	Lost 1	46-35	40-41	13-20	20-22	43-29	10-5
Los Angeles	82	79	.509	11.5	7-3	Won 1	42-39	40-40	15-17	22-20	39-33	6-9
Colorado	73	89	.451	21	3-7	Won 1	38-43	35-46	15-18	22-20	28-44	8-7
San Diego	71	91	.438	23	6-4	Won 1	35-46	36-45	19-19	19-18	27-45	6-9

A.L. WILD CARD	WON	LOST	PCT.	GB	N.L. WILD CARD				
					WON	LOST	PCT.	GB	
Tampa Bay	91	71	.562	-	St. Louis	90	72	.556	-
Boston	90	72	.556	1	Atlanta	89	73	.549	1
Los Angeles	86	76	.531	5	San Francisco	86	76	.531	4
Toronto	81	81	.500	10	Los Angeles	82	79	.509	7.5
Cleveland	80	82	.494	11	Washington	80	81	.497	9.5

## POSTSEASON RESULTS

### AMERICAN LEAGUE DIVISION SERIES

Texas defeated Tampa Bay, 3 games to 1  
 Detroit defeated New York, 3 games to 2

### NATIONAL LEAGUE DIVISION SERIES

St. Louis defeated Philadelphia, 3 games to 2  
 Milwaukee defeated Arizona, 3 games to 2

### AMERICAN LEAGUE CHAMPIONSHIP SERIES

Texas defeated Detroit, 4 games to 2

### NATIONAL LEAGUE CHAMPIONSHIP SERIES

St. Louis defeated Milwaukee, 4 games to 2

### WORLD SERIES

St. Louis defeated Texas, 4 games to 3

# MAJOR LEAGUE ATTENDANCE

CLUB	HOME		AMERICAN		LEAGUE		ROAD		DATES
	TOTAL	AVERAGE	DATES	GAMES	TOTAL	HIGH DATE	TOTAL	AVERAGE	
New York	3,653,680	45,107	81	(81)	49,556	24-Sep	2,691,486	33,228	81
Minnesota	3,168,107	39,112	81	(81)	41,378	2-Jul	2,344,923	28,950	81
Los Angeles	3,166,321	39,090	81	(81)	44,111	9-Jul	2,116,193	26,452	80
Boston	3,054,001	37,704	81	(81)	38,525	16-Aug	2,591,963	32,000	81
Texas	2,946,949	36,382	81	(81)	50,146	1-Apr	2,293,970	28,675	80
Detroit	2,642,045	32,618	81	(81)	44,846	24-Sep	2,237,967	27,629	81
Chicago	2,001,117	24,705	81	(81)	38,579	7-Apr	2,369,763	29,256	81
Seattle	1,896,321	23,411	81	(81)	45,727	8-Apr	2,257,736	27,873	81
Cleveland	1,840,835	22,726	81	(81)	41,721	1-Apr	2,484,360	30,671	81
Toronto	1,818,103	22,446	81	(81)	47,984	1-Apr	2,240,174	27,656	81
Baltimore	1,755,461	21,943	80	(81)	46,593	4-Apr	2,253,369	27,819	81
Kansas City	1,724,450	21,290	81	(81)	40,055	31-Mar	2,369,887	29,258	81
Tampa Bay	1,529,188	18,879	81	(81)	34,078	1-Apr	2,296,632	28,353	81
<b>Oakland</b>	<b>1,476,791</b>	<b>18,460</b>	<b>80</b>	<b>(81)</b>	<b>36,067</b>	<b>1-Apr</b>	<b>2,468,614</b>	<b>30,477</b>	<b>81</b>
<b>Totals</b>	<b>32,673,369</b>	<b>28,863</b>	<b>1132</b>	<b>1134</b>			<b>33,017,037</b>	<b>29,167</b>	<b>1132</b>

CLUB	HOME		NATIONAL		LEAGUE		ROAD		DATES
	TOTAL	AVERAGE	DATES	GAMES	TOTAL	HIGH DATE	TOTAL	AVERAGE	
Philadelphia	3,680,718	45,441	81	(81)	45,894	17-Aug	2,673,062	33,001	81
San Francisco	3,387,303	41,819	81	(81)	42,648	9-Aug	2,653,334	32,757	81
St. Louis	3,093,954	38,197	81	(81)	46,368	31-Mar	2,465,577	30,439	81
Milwaukee	3,071,373	37,918	81	(81)	46,017	4-Apr	2,391,250	30,657	78
Chicago	3,017,966	37,259	81	(81)	42,374	20-Aug	2,656,585	32,797	81
Los Angeles	2,935,139	36,236	81	(81)	56,000	31-Mar	2,606,723	32,584	80
Colorado	2,909,777	35,923	81	(81)	49,374	1-Apr	2,423,939	30,299	80
Atlanta	2,372,940	30,037	79	(81)	51,331	8-Apr	2,487,412	31,093	80
New York	2,352,596	30,161	78	(81)	42,042	2-Jul	2,646,396	33,080	80
Cincinnati	2,213,498	27,327	81	(81)	42,398	31-Mar	2,649,657	33,121	80
San Diego	2,143,018	26,457	81	(81)	43,146	5-Apr	2,667,321	32,930	81
Arizona	2,105,432	25,993	81	(81)	49,076	24-Sep	2,444,199	30,175	81
Houston	2,067,016	25,519	81	(81)	41,042	8-Apr	2,315,654	28,588	81
Washington	1,940,478	24,878	78	(80)	44,685	20-Aug	2,388,259	29,485	81
Pittsburgh	1,940,429	24,255	80	(81)	39,511	26-Jun	2,472,443	30,906	80
Florida	1,520,562	19,007	80	(81)	41,237	1-Apr	2,466,720	30,834	80
<b>Totals</b>	<b>40,752,199</b>	<b>31,689</b>	<b>1286</b>	<b>1295</b>			<b>40,408,531</b>	<b>31,422</b>	<b>1286</b>
<b>Grand Totals</b>	<b>73,425,568</b>	<b>30,366</b>	<b>2418</b>	<b>2429</b>			<b>73,425,568</b>	<b>30,366</b>	<b>2418</b>

# AL TEAM LEADERS

## CLUB BATTING

CLUB	AVG	G	AB	R	H	TB	2B	3B	HR	RBI	SH	SF	HP	BB	IBB	SO	SB	CS	GI			
																			DP	SLG	OBP	
Texas	.283	162	5659	855	1599	2603	310	32	210	807	39	49	39	475	35	930	143	45	135	.460	.340	
Boston	.280	162	5710	875	1600	2631	352	35	203	842	22	50	50	578	52	1108	102	42	136	.461	.349	
Detroit	.277	162	5563	787	1540	2412	297	34	169	750	50	58	39	521	47	1143	49	20	142	.434	.340	
Kansas City	.275	162	5672	730	1560	2354	325	41	129	705	55	57	39	442	37	1006	153	58	121	.415	.329	
New York	.263	162	5518	867	1452	2451	267	33	222	836	36	51	74	627	34	1138	147	46	146	.444	.343	
Baltimore	.257	162	5585	708	1434	2306	273	13	191	684	24	43	52	452	24	1120	81	25	154	.413	.316	
Tampa Bay	.253	162	5513	667	1394	2216	289	34	155	629	50	32	51	442	33	1086	135	52	126	.402	.313	
Chicago	.252	162	5502	654	1387	2133	252	16	154	625	52	46	84	475	31	989	81	53	125	.388	.319	
Cleveland	.250	162	5509	704	1380	2184	290	26	154	671	31	43	65	494	30	1269	89	42	111	.396	.317	
Toronto	.249	162	5559	743	1384	2295	285	34	186	704	31	47	48	525	41	1184	131	52	108	.413	.317	
Minnesota	.247	162	5487	619	1357	1975	259	25	103	572	31	25	37	440	24	1048	92	39	115	.360	.306	
<b>Oakland</b>	<b>.244</b>	<b>162</b>	<b>5452</b>	<b>645</b>	<b>1330</b>	<b>2010</b>	<b>280</b>	<b>29</b>	<b>114</b>	<b>612</b>	<b>34</b>	<b>57</b>	<b>50</b>	<b>509</b>	<b>20</b>	<b>1094</b>	<b>117</b>	<b>43</b>	<b>119</b>	<b>.369</b>	<b>.311</b>	
Tampa Bay	.244	162	5436	707	1324	2187	273	37	172	674	37	35	73	571	31	1193	155	62	101	.402	.322	
Seattle	.233	162	5421	556	1263	1887	253	22	109	534	38	41	37	435	33	1280	125	40	82	.348	.292	
<b>Totals</b>	<b>.258</b>	<b>77</b>	<b>5586</b>	<b>20004</b>	<b>4005</b>	<b>2271</b>	<b>530</b>	<b>738</b>	<b>472</b>	<b>1600</b>	<b>1721</b>	<b>323</b>	<b>1134</b>	<b>10117</b>	<b>31644</b>	<b>411</b>	<b>9645</b>	<b>634</b>	<b>6986</b>	<b>15588</b>	<b>619</b>	<b>.408</b>

## CLUB PITCHING

CLUB	W	L	ERA	G	CG	SHO	SV	IP	H	R	ER	HR	HB	BB	IBB	SO	WP	BK	AVG
Los Angeles	86	76	3.57	162	12	11	39	1465.0	1388	633	581	142	36	476	34	1058	55	4	.251
Tampa Bay	91	71	3.58	162	15	13	32	1449.0	1263	614	577	161	46	504	38	1143	45	3	.234
<b>Oakland</b>	<b>74</b>	<b>88</b>	<b>3.71</b>	<b>162</b>	<b>6</b>	<b>12</b>	<b>39</b>	<b>1447.2</b>	<b>1380</b>	<b>679</b>	<b>597</b>	<b>136</b>	<b>41</b>	<b>519</b>	<b>24</b>	<b>1160</b>	<b>53</b>	<b>3</b>	<b>.250</b>
New York	97	65	3.73	162	5	8	47	1458.1	1423	657	605	152	58	507	43	1222	67	3	.256
Texas	96	66	3.79	162	10	19	38	1441.1	1327	677	607	170	46	461	21	1179	43	6	.244
Seattle	67	95	3.90	162	12	10	39	1433.0	1369	675	621	145	51	436	27	1088	68	6	.251
Detroit	95	67	4.04	162	4	14	52	1440.0	1406	711	647	149	52	492	34	1115	69	5	.257
Chicago	79	83	4.10	162	6	14	42	1460.0	1463	706	665	147	44	439	50	1220	55	4	.261
Boston	90	72	4.20	162	2	13	36	1457.1	1366	737	680	156	90	540	11	1213	58	7	.247
Cleveland	80	82	4.23	162	2	4	38	1453.1	1482	760	683	153	60	463	34	1024	42	3	.263
Toronto	81	81	4.32	162	7	10	33	1458.2	1433	761	700	179	77	540	28	1169	73	3	.256
Kansas City	71	91	4.44	162	2	6	37	1451.1	1487	762	716	163	58	557	42	1080	69	7	.267
Minnesota	63	99	4.58	162	7	8	32	1421.2	1564	804	724	161	54	480	37	940	47	5	.281
Baltimore	69	93	4.89	162	3	7	32	1446.2	1568	860	786	210	45	535	42	1044	32	4	.277
<b>Totals</b>	<b>1139</b>	<b>1129</b>	<b>4.08</b>	<b>1134</b>	<b>93</b>	<b>149</b>	<b>536</b>	<b>20283.1</b>	<b>1991910036</b>	<b>9189</b>	<b>2224</b>	<b>758</b>	<b>6949</b>	<b>46515655</b>	<b>776</b>	<b>63</b>	<b>257</b>		

## CLUB FIELDING

CLUB	PCT	G	PO	A	E	TC	DP	TP	PB
Tampa Bay	.988	162	4347	1519	73	5939	138	1	5
Chicago	.987	162	4380	1667	79	6126	129	0	10
Los Angeles	.985	162	4395	1723	93	6211	157	0	7
Boston	.985	162	4372	1526	92	5990	120	1	32
Kansas City	.985	162	4354	1700	95	6149	149	0	8
New York	.983	162	4375	1569	102	6046	141	0	7
Detroit	.983	162	4320	1639	103	6062	148	0	8
Toronto	.982	162	4376	1703	110	6189	148	0	20
Cleveland	.982	162	4360	1689	110	6159	130	1	9
Seattle	.982	162	4299	1623	108	6030	152	0	11
Baltimore	.982	162	4340	1655	110	6105	159	0	4
Texas	.981	162	4324	1552	114	5990	164	0	9
Minnesota	.980	162	4265	1621	119	6005	153	0	12
<b>Oakland</b>	<b>.979</b>	<b>162</b>	<b>4343</b>	<b>1529</b>	<b>124</b>	<b>5996</b>	<b>145</b>	<b>0</b>	<b>6</b>
<b>Totals</b>	<b>.983</b>	<b>1134</b>	<b>60850</b>	<b>22715</b>	<b>1432</b>	<b>84997</b>	<b>2033</b>	<b>3</b>	<b>148</b>



## CLUB MISCELLANEOUS

NOTE: "V.LHS/RHS" IS THE CLUB RECORD IN GAMES STARTED BY LEFT OR RIGHT HANDED PITCHERS, NOT NECESSARILY VERSUS THAT INDIVIDUAL PITCHER.

CLUB	DOUBLEHEADERS											ATTENDANCE	
	VS LHS	VS RHS	GRASS	ARTIF	DAY	NIGHT	1-RUN	X-INN	W	L	S	HOME	ROAD
Baltimore	20-27	49-66	60-84	9-9	20-28	49-65	22-22	8-8	0	0	1	1,755,461	2,253,369
Boston	33-22	57-50	82-62	8-10	30-20	60-52	19-19	6-5	0	0	0	3,054,001	2,591,963
Chicago	24-22	55-61	77-77	2-6	28-27	51-56	24-25	7-11	0	0	0	2,001,117	2,369,763
Cleveland	23-26	57-56	77-79	3-3	21-31	59-51	30-26	6-8	0	0	0	1,840,835	2,484,360
Detroit	31-20	64-47	89-65	6-2	38-23	57-44	29-17	6-3	0	0	0	2,642,045	2,237,967
Kansas City	16-26	55-65	69-86	2-5	23-26	48-65	25-32	10-8	0	0	0	1,724,450	2,369,887
Los Angeles	32-28	54-48	79-71	7-5	28-21	58-55	27-31	8-13	0	0	1	3,166,321	2,116,193
Minnesota	21-26	42-73	61-94	2-5	24-36	39-63	27-32	6-4	0	0	0	3,168,107	2,344,923
New York	35-17	62-48	90-54	7-11	44-12	53-53	21-24	4-12	0	0	0	3,653,680	2,691,486
<b>Oakland</b>	<b>25-29</b>	<b>49-59</b>	<b>69-84</b>	<b>5-4</b>	<b>32-31</b>	<b>42-57</b>	<b>20-25</b>	<b>8-11</b>	<b>0</b>	<b>0</b>	<b>1</b>	<b>1,476,791</b>	<b>2,468,614</b>
Seattle	13-28	54-67	67-89	0-6	17-32	50-63	26-28	6-5	0	0	0	1,896,321	2,257,736
Tampa Bay	31-19	60-52	38-34	53-37	34-24	57-47	26-18	9-5	0	0	0	1,529,188	2,296,632
Texas	26-21	70-45	92-61	4-5	26-22	70-44	19-24	4-5	0	0	1	2,946,949	2,293,970
Toronto	23-19	58-62	36-36	45-45	26-34	55-47	29-28	13-4	0	0	0	1,818,103	2,240,174

REVIEW

## CLUB RANK BATTING

CLUB	AVG	GI																			
		G	AB	R	H	TB	2B	3B	HR	RBI	SH	SF	HP	BB	IBB	SO	SB	CS	DP	SLG	OBP
Baltimore	6	1	4	7	6	6	9	14	4	7	13	9	5	10	12	8	12	2	14	6	10
Boston	2	1	1	1	1	1	3	3	1	14	5	7	2	1	7	9	5	11	1	1	1
Chicago	8	1	10	11	8	11	14	13	9	11	2	8	1	8	9	2	12	12	8	11	7
Cleveland	9	1	9	9	10	10	5	10	9	9	10	9	4	7	11	13	11	5	4	10	8
Detroit	3	1	5	4	4	4	4	4	7	4	3	1	10	5	2	10	14	1	12	4	3
Kansas City	4	1	2	6	3	5	2	1	11	5	1	2	10	11	4	3	2	13	7	5	5
Los Angeles	7	1	8	10	7	8	6	4	8	10	3	13	6	11	7	5	5	10	9	9	11
Minnesota	11	1	11	13	11	13	12	11	14	13	10	14	13	13	12	4	10	3	5	13	13
New York	5	1	7	2	5	3	11	7	1	2	8	4	2	1	6	9	3	9	13	3	2
<b>Oakland</b>	<b>12</b>	<b>1</b>	<b>12</b>	<b>12</b>	<b>12</b>	<b>12</b>	<b>8</b>	<b>9</b>	<b>12</b>	<b>12</b>	<b>9</b>	<b>2</b>	<b>7</b>	<b>6</b>	<b>14</b>	<b>6</b>	<b>8</b>	<b>7</b>	<b>6</b>	<b>12</b>	<b>12</b>
Seattle	14	1	14	14	14	14	13	12	13	14	6	11	13	14	7	14	7	4	1	14	14
Tampa Bay	13	1	13	8	13	9	9	2	6	8	7	12	3	3	9	12	1	14	2	8	6
Texas	1	1	3	3	2	2	3	8	2	3	5	6	10	8	5	1	4	8	10	2	4
Toronto	10	1	6	5	9	7	7	4	5	6	10	7	9	4	3	11	6	10	3	7	9

## CLUB RANK PITCHING

CLUB	W	L	ERA	G	CG	SHO	SV	IP	H	TBF	R	ER	HR	SH	SF	HB	BB	IBB	SO	WP	BK
Boston	5	10	9	1	12	4	10	5	3	11	9	9	8	9	6	14	12	1	3	9	13
Chicago	9	6	8	1	7	2	3	2	10	7	7	8	4	10	10	3	2	14	2	7	6
Cleveland	8	7	10	1	12	14	7	6	11	10	10	10	7	4	8	12	4	6	13	2	1
Detroit	3	12	7	1	10	2	1	12	7	4	8	7	5	5	10	8	7	6	8	12	9
Kansas City	11	4	12	1	12	13	9	7	12	12	12	12	11	14	12	10	14	11	10	12	13
Los Angeles	6	9	1	1	2	7	4	1	6	5	2	2	2	13	3	1	5	6	11	7	6
Minnesota	14	1	13	1	5	10	12	14	13	8	13	13	9	11	14	9	6	9	14	5	9
New York	1	14	4	1	9	10	2	4	8	9	3	4	6	5	13	10	9	13	1	10	1
<b>Oakland</b>	<b>10</b>	<b>5</b>	<b>3</b>	<b>1</b>	<b>7</b>	<b>6</b>	<b>4</b>	<b>9</b>	<b>5</b>	<b>6</b>	<b>6</b>	<b>3</b>	<b>1</b>	<b>12</b>	<b>3</b>	<b>2</b>	<b>10</b>	<b>3</b>	<b>6</b>	<b>6</b>	<b>1</b>
Seattle	13	2	6	1	2	8	4	13	4	2	4	6	3	2	3	7	1	4	9	11	11
Tampa Bay	4	11	2	1	1	4	12	8	1	1	1	1	9	1	2	5	8	10	7	4	1
Texas	2	13	5	1	4	1	7	11	2	3	5	5	12	5	1	5	3	2	4	3	11
Toronto	7	8	11	1	5	8	11	3	9	13	11	11	13	3	7	13	12	5	5	14	1

# AL BATTING LEADERS

BATTING AVERAGE			HOME RUNS			RUNS BATTED IN			MULTI HIT GAMES			
.344	Cabrera,M	DET	43	Bautista,J	TOR	119	Granderson,C	NY	66	Gonzalez,A	BOS	
.338	Gonzalez,A	BOS	41	Granderson,C	NY	118	Cano,R	NY	61	Cabrera,M	KC	
.338	Young,M	TEX	39	Teixeira,M	NY	117	Gonzalez,A	BOS	61	Cabrera,M	DET	
.330	Martinez,V	DET	37	Reynolds,M	BAL	111	Teixeira,M	NY	61	Young,M	TEX	
.321	Ellsbury,J	BOS	32	Ellsbury,J	BOS	106	Young,M	TEX	59	Ellsbury,J	BOS	
.309	Ortiz,D	BOS	32	Kinsler,I	TEX	105	Ellsbury,J	BOS	59	Suzuki,I	SEA	
.307	Pedroia,D	BOS	32	Beltre,A	TEX	105	Cabrera,M	DET	56	Pedroia,D	BOS	
.306	Kotchman,C	TB	31	Longoria,E	TB	105	Beltre,A	TEX	54	Martinez,V	DET	
.305	Cabrera,M	KC	31	Konerko,P	CWS	105	Konerko,P	CWS	51	Ortiz,D	BOS	
.303	Gordon,A	KC	30	3 PLAYERS TIED			103	2 PLAYERS TIED		50	3 PLAYERS TIED	

RUNS			HITS			TOTAL BASES			GRAND SLAMS		
136	Granderson,C	NY	213	Gonzalez,A	BOS	364	Ellsbury,J	BOS	3	Cano,R	NY
121	Kinsler,I	TEX	213	Young,M	TEX	345	Gonzalez,A	BOS	2	Lind,A	TOR
119	Ellsbury,J	BOS	212	Ellsbury,J	BOS	335	Cabrera,M	DET	2	Jackson,C	BOS
111	Cabrera,M	DET	201	Cabrera,M	KC	332	Cano,R	NY	2	Teixeira,M	NY
108	Gonzalez,A	BOS	197	Cabrera,M	DET	322	Granderson,C	NY	1	37 PLAYERS TIED	
105	Bautista,J	TOR	195	Pedroia,D	BOS	312	Bautista,J	TOR			
104	Cano,R	NY	188	Cano,R	NY	309	Cabrera,M	KC			
102	Pedroia,D	BOS	185	Gordon,A	KC	307	Gordon,A	KC			
102	Cabrera,M	KC	184	Suzuki,I	SEA	301	Pedroia,D	BOS			
101	Gordon,A	KC	182	Markakis,N	BAL	299	Young,M	TEX			

DOUBLES			TRIPLES			STOLEN BASES			HITTING STREAKS		
48	Cabrera,M	DET	11	Bourjos,P	LAA	49	Gardner,B	NY	25	Pedroia,D	BOS
47	Francoeur,J	KC	11	Jackson,A	DET	<b>49</b>	<b>Crisp,C</b>	<b>OAK</b>		29-Jun - 28-Jul	
46	Ellsbury,J	BOS	10	Granderson,C	NY	40	Suzuki,I	SEA	20	Carp,M	SEA
46	Zobrist,B	TB	8	Gardner,B	NY	39	Ellsbury,J	BOS		30-Jul - 21-Aug	
46	Cano,R	NY	<b>8</b>	<b>Weeks,J</b>	<b>OAK</b>	37	Andrus,E	TEX	19	4 STREAKS TIED	
45	Gordon,A	KC	8	Escobar,A	KC	36	Upton,B	TB			
45	Gonzalez,A	BOS	8	Aybar,E	LAA	34	Revere,B	MIN			
44	Butler,B	KC	7	4 PLAYERS TIED			34	Davis,R	TOR		
44	Cabrera,M	KC				30	Kinsler,I	TEX			
41	Young,M	TEX				30	Aybar,E	LAA			

WALKS			ON BASE PERCENTAGE			SLUGGING PERCENTAGE			EXTRA BASE HITS		
132	Bautista,J	TOR	.448	Cabrera,M	DET	.608	Bautista,J	TOR	83	Ellsbury,J	BOS
108	Cabrera,M	DET	.447	Bautista,J	TOR	.586	Cabrera,M	DET	81	Cano,R	NY
97	Santana,C	CLE	.410	Gonzalez,A	BOS	.561	Beltre,A	TEX	78	Cabrera,M	DET
95	Swisher,N	NY	.398	Ortiz,D	BOS	.554	Ortiz,D	BOS	77	Granderson,C	NY
89	Kinsler,I	TEX	.389	Avila,A	DET	.552	Granderson,C	NY	75	Gonzalez,A	BOS
86	Pedroia,D	BOS	.388	Konerko,P	CWS	.552	Ellsbury,J	BOS	72	Gordon,A	KC
85	Granderson,C	NY	.387	Pedroia,D	BOS	.548	Gonzalez,A	BOS	72	Zobrist,B	TB
80	Longoria,E	TB	.380	Young,M	TEX	.536	Hamilton,J	TEX	71	Francoeur,J	KC
78	Ortiz,D	BOS	.380	Martinez,V	DET	.533	Cano,R	NY	70	Kinsler,I	TEX
78	Abreu,B	LAA	.378	Kotchman,C	TB	.517	Konerko,P	CWS	70	Ortiz,D	BOS

OUTFIELD ASSISTS			HOME BATTING AVG			ROAD BATTING AVG.			RISP BATTING AVG			
20	Gordon,A	KC	.353	Young,M	TEX	.339	Cabrera,M	DET	.394	Martinez,V	DET	
16	Jones,A	BAL	.349	Cabrera,M	DET	.333	Martinez,V	DET	.388	Cabrera,M	DET	
16	Francoeur,J	KC	.347	Gonzalez,A	BOS	.329	Gonzalez,A	BOS	.377	Young,M	TEX	
15	Hunter,T	LAA	.342	Ortiz,D	BOS	.322	Young,M	TEX	.366	Ellsbury,J	BOS	
14	Markakis,N	BAL	.329	Gordon,A	KC	.321	Cabrera,M	KC	<b>.348</b>	<b>Pennington,C</b>	<b>OAK</b>	
13	Cabrera,M	KC	.326	Ellsbury,J	BOS	.316	Ellsbury,J	BOS	.337	Gonzalez,A	BOS	
13	Bautista,J	TOR	.326	Martinez,V	DET	.311	Zobrist,B	TB	.331	Pierre,J	CWS	
11	Granderson,C	NY	.326	Beltre,A	TEX	.310	Cano,R	NY	.328	Cruz,N	TEX	
9	3 PLAYERS TIED			.321	Escobar,Y	TOR	.309	Callaspo,A	LAA	.321	Wieters,M	BAL
			.321	Pedroia,D	BOS	.308	Markakis,N	BAL	.318	Cano,R	NY	

**DAY BATTING AVG**

.361	Jeter,D
.356	Ellsbury,J
.354	Konerko,P
.337	Markakis,N
.319	Aybar,E
.318	Callaspo,A
.316	Gonzalez,A
.314	Pierre,J
.309	Abreu,B
.308	Gardner,B

**NIGHT BATTING AVG**

.372	Cabrera,M	DET
.367	Young,M	TEX
.359	Martinez,V	DET
.348	Gonzalez,A	BOS
.324	Hamilton,J	TEX
.321	Kotchman,C	TB
.316	Cabrera,M	KC
.314	Pedroia,D	BOS
.313	Bautista,J	TOR
.313	Gordon,A	KC

**VS RIGHTY AVG**

.353	Cabrera,M	DET
.347	Gonzalez,A	BOS
.337	Ellsbury,J	BOS
.337	Martinez,V	DET
.330	Young,M	TEX
.323	Peralta,J	DET
.315	Hosmer,E	KC
.314	Hamilton,J	TEX
.314	Gordon,A	KC
.313	Kotchman,C	TB

**VS LEFTY AVG.**

.361	Young,M	TEX
.358	Pedroia,D	BOS
.349	Jeter,D	NYI
.340	Cruz,N	TEX
.339	Wieters,M	BAL
.336	Bautista,J	TOR
.330	Escobar,Y	TOR
.329	Ortiz,D	BOS
.329	Pierre,J	CWS
.327	Swisher,N	NYI

**CAUGHT STEALING**

17	Pierre,J	CWS
15	Ellsbury,J	BOS
13	Gardner,B	NYI
12	Andrus,E	TEX
12	Upton,B	TB
11	Weeks,J	OAK
11	Davis,R	TOR
10	Francoeur,J	KC
10	Granderson,C	NYI
10	Cabrera,M	KC

**SACRIFICE BUNTS**

19	Pierre,J	CWS
18	Escobar,A	KC
16	Andrus,E	TEX
14	Jackson,A	DET
14	Getz,C	KC
14	Mathis,J	LAA
11	Santiago,R	DET
9	Ryan,B	SEA
9	Andino,R	BAL
9	Aybar,E	LAA

**SACRIFICE FLIES**

12	Jones,A	BAL
11	Konerko,P	CWS
10	Francoeur,J	KC
10	Hamilton,J	TEX
9	Matsui,H	OAK
9	Young,M	TEX
8	8 PLAYERS TIED	

**STRIKEOUTS**

196	Reynolds,M	BAL
181	Jackson,A	DET
177	Dunn,A	CWS
169	Granderson,C	NYI
161	Upton,B	TB
150	Willingham,J	OAK
140	Olivo,M	SEA
139	Gordon,A	KC
133	Santana,C	CLE
133	Arencibia,J	TOR

**GROUNDED INTO DP**

28	Gonzalez,A	BOS
24	Cabrera,M	DET
24	Hunter,T	LAA
24	Ortiz,D	BOS
23	Guerrero,V	BAL
20	Rios,A	CWS
20	Martinez,V	DET
19	4 PLAYERS TIED	

**INTENTIONAL WALKS**

24	Bautista,J	TOR
22	Cabrera,M	DET
20	Gonzalez,A	BOS
17	Konerko,P	CWS
15	Butler,B	KC
13	Suzuki,I	SEA
13	Hamilton,J	TEX
12	Ortiz,D	BOS
11	Cano,R	NYI
9	2 PLAYERS TIED	

**HIT BY PITCH**

23	Quentin,C	CWS
18	Rodriguez,S	TB
14	Youkilis,K	BOS
13	Beckham,G	CWS
12	Granderson,C	NYI
12	Kotchman,C	TB
12	Cano,R	NYI
11	4 PLAYERS TIED	

**AT BATS**

677	Suzuki,I	SEA
660	Ellsbury,J	BOS
658	Cabrera,M	KC
641	Markakis,N	BAL
639	Pierre,J	CWS
635	Pedroia,D	BOS
631	Young,M	TEX
630	Gonzalez,A	BOS
623	Cano,R	NYI
620	Kinsler,I	TEX

**HARDEST TO FAN (PLATE APP. PER SO)**

17.3	Pierre,J	CWS
11.7	Martinez,V	DET
11.2	Callaspo,A	LAA
10.5	Guerrero,V	BAL
10.4	Suzuki,I	SEA
10.2	Kinsler,I	TEX
9.9	Beltre,A	TEX
9.5	Markakis,N	BAL
9.0	Andrus,E	TEX
9.0	Crisp,C	OAK

**RBI RATIO (AT BATS PER RBI)**

4.6	Beltre,A	TEX
4.9	Longoria,E	TB
4.9	Granderson,C	NYI
5.0	Willingham,J	OAK
5.0	Bautista,J	TOR
5.2	Konerko,P	CWS
5.2	Hamilton,J	TEX
5.2	Martinez,V	DET
5.3	Cano,R	NYI
5.3	Teixeira,M	NYI

**HOME RUN RATIO (AT BATS PER HOME RUN)**

11.9	Bautista,J	TOR
14.2	Granderson,C	NYI
14.4	Reynolds,M	BAL
15.1	Teixeira,M	NYI
15.2	Beltre,A	TEX
15.6	Longoria,E	TB
16.4	Cruz,N	TEX
16.8	Willingham,J	OAK
17.5	Konerko,P	CWS
17.6	Hardy,J	BAL

**HARDEST TO DOUBLE UP (AT BATS PER GIDP)**

145.5	Damon,J	TB
103.0	Pennington,C	OAK
102.0	Gardner,B	NYI
91.3	Pierre,J	CWS
83.2	Beckham,G	CWS
82.5	Ellsbury,J	BOS
81.3	Willingham,J	OAK
72.3	Crawford,C	BOS
71.7	Bourjos,P	LAA
68.1	Olivo,M	SEA

**GAMES PLAYED**

161	Suzuki,I	SEA
161	Cabrera,M	DET
160	Markakis,N	BAL
159	Gardner,B	NYI
159	Pedroia,D	BOS
159	Butler,B	KC
159	Cano,R	NYI
159	Gonzalez,A	BOS
159	Young,M	TEX
158	4 PLAYERS TIED	

# AL PITCHING LEADERS

## EARNED RUN AVERAGE

2.40	Verlander,J	DET
2.41	Weaver,J	LAA
2.82	Shields,J	TB
2.83	Fister,D	DET
2.89	Beckett,J	BOS
2.92	Romero,R	TOR
2.94	Wilson,C	TEX
2.95	Hellickson,J	TB
3.00	Sabathia,C	NYN
<b>3.12</b>	<b>Gonzalez,G</b>	<b>OAK</b>

## WINS

24	Verlander,J	DET
19	Sabathia,C	NYN
18	Weaver,J	LAA
16	Holland,D	TEX
16	Nova,I	NYN
<b>16</b>	<b>Gonzalez,G</b>	<b>OAK</b>
16	Haren,D	LAA
16	Wilson,C	TEX
16	Shields,J	TB
15	3 PLAYERS TIED	

## WINNING STREAKS

12	Nova,I	NYN
10-Jun - 20-Sep		
12	Verlander,J	DET
21-Jul - 18-Sep		
9	Verlander,J	DET
7-May - 30-Jun		
8	Weaver,J	LAA
3-Jun - 26-Jul		
7	6 STREAKS TIED	

## SAVES

49	Valverde,J	DET
44	Rivera,M	NYN
37	League,B	SEA
36	Perez,C	CLE
32	Feliz,N	TEX
32	Walden,J	LAA
31	Papelbon,J	BOS
30	Santos,S	CWS
28	Soria,J	KC
25	Farnsworth,K	TB

## GAMES STARTED

<b>34</b>	<b>Cahill,T</b>	<b>OAK</b>
34	Verlander,J	DET
34	Price,D	TB
34	Haren,D	LAA
34	Wilson,C	TEX
33	8 PLAYERS TIED	

## COMPLETE GAMES

11	Shields,J	TB
5	Hernandez,F	SEA
<b>5</b>	<b>McCarthy,B</b>	<b>OAK</b>
4	Holland,D	TEX
4	Romero,R	TOR
4	Verlander,J	DET
4	Weaver,J	LAA
4	Vargas,J	SEA
4	Haren,D	LAA
4	Santana,E	LAA

## GAMES

75	Valverde,J	DET
71	Smith,J	CLE
71	Perez,R	CLE
71	Peralta,J	TB
70	Robertson,D	NYN
70	Bard,D	BOS
69	Sipp,T	CLE
69	Capps,M	MIN
69	Johnson,J	BAL
68	Collins,T	KC

## INNINGS PITCHED

251.0	Verlander,J	DET
249.1	Shields,J	TB
238.1	Haren,D	LAA
237.1	Sabathia,C	NYN
235.2	Weaver,J	LAA
233.2	Hernandez,F	SEA
228.2	Santana,E	LAA
225.0	Romero,R	TOR
224.1	Price,D	TB
223.1	Wilson,C	TEX

## STRIKEOUTS

250	Verlander,J	DET
230	Sabathia,C	NYN
225	Shields,J	TB
225	Hernandez,F	SEA
218	Price,D	TB
206	Wilson,C	TEX
203	Morrow,B	TOR
198	Weaver,J	LAA
<b>197</b>	<b>Gonzalez,G</b>	<b>OAK</b>
192	Haren,D	LAA

## WINNING PERCENTAGE

.828	Verlander,J	DET	(24-5)
.800	Nova,I	NYN	(16-4)
.762	Holland,D	TEX	(16-5)
.704	Sabathia,C	NYN	(19-8)
.696	Wilson,C	TEX	(16-7)
.692	Weaver,J	LAA	(18-8)
.650	Beckett,J	BOS	(13-7)
.632	Tomlin,J	CLE	(12-7)
.625	Scherzer,M	DET	(15-9)
.625	Lester,J	BOS	(15-9)

## SHUTOUTS

4	Holland,D	TEX
4	Shields,J	TB
3	Vargas,J	SEA
3	Haren,D	LAA
2	Romero,R	TOR
2	Verlander,J	DET
2	Weaver,J	LAA
1	19 PLAYERS TIED	

## OPP. BATTING AVERAGE AGAINST

.192	Verlander,J	DET
.210	Hellickson,J	TB
.211	Beckett,J	BOS
.211	Pineda,M	SEA
.212	Weaver,J	LAA
.216	Romero,R	TOR
.217	Shields,J	TB
.230	Price,D	TB
<b>.230</b>	<b>Gonzalez,G</b>	<b>OAK</b>
.232	Wilson,C	TEX

## HOME EARNED RUN AVERAGE

1.84	Weaver,J	LAA
2.35	Fister,D	DET
2.36	Shields,J	TB
2.37	Verlander,J	DET
2.51	Haren,D	LAA
2.54	Hellickson,J	TB
<b>2.65</b>	<b>McCarthy,B</b>	<b>OAK</b>
2.66	Buehrle,M	CWS
<b>2.70</b>	<b>Gonzalez,G</b>	<b>OAK</b>
2.71	Beckett,J	BOS

## ROAD EARNED RUN AVERAGE

2.31	Wilson,C	TEX
2.43	Verlander,J	DET
2.91	Romero,R	TOR
2.93	Sabathia,C	NYN
2.93	Weaver,J	LAA
2.99	Harrison,M	TEX
3.05	Beckett,J	BOS
3.07	Morrow,B	TOR
3.15	Masterson,J	CLE
3.25	Price,D	TB

**DAY EARNED RUN AVERAGE**

1.77	Haren,D
1.78	Verlander,J
1.98	Harrison,M
2.32	Sabathia,C
2.48	Humber,P
2.51	Chatwood,T
2.62	Shields,J
2.71	Hellickson,J
2.71	Wilson,C
2.75	Weaver,J

**NIGHT EARNED RUN AVERAGE**

LAA	2.29	Weaver,J	LAA
DET	2.34	Romero,R	TOR
TEX	2.67	Verlander,J	DET
NYN	2.85	Fister,D	DET
CWS	2.97	Shields,J	TB
LAA	2.99	Masterson,J	CLE
TB	3.01	Beckett,J	BOS
TB	<b>3.04</b>	<b>Gonzalez,G</b>	<b>OAK</b>
TEX	3.05	Wilson,C	TEX
LAA	3.10	Hellickson,J	TB

**HITS ALLOWED**

262	Pavano,C	MIN
230	Sabathia,C	NYN
224	Francis,J	KC
222	Penny,B	DET
221	Buehrle,M	CWS
218	Hernandez,F	SEA
<b>214</b>	<b>Cahill,T</b>	<b>OAK</b>
213	Guthrie,J	BAL
211	Masterson,J	CLE
211	Haren,D	LAA

**LOSSES**

17	Guthrie,J	BAL
16	Francis,J	KC
15	Carmona,F	CLE
<b>14</b>	<b>Cahill,T</b>	<b>OAK</b>
14	Duensing,B	MIN
14	Hernandez,F	SEA
13	5 PLAYERS TIED	

**HOME RUNS ALLOWED**

35	Lewis,C	TEX
31	Burnett,A	NYN
29	Scherzer,M	DET
26	Romero,R	TOR
26	Guthrie,J	BAL
26	Santana,E	LAA
26	Shields,J	TB
25	Wakefield,T	BOS
24	3 PLAYERS TIED	

**FEWEST WALKS PER 9 IP**

1.1	Tomlin,J	CLE
1.2	Haren,D	LAA
<b>1.3</b>	<b>McCarthy,B</b>	<b>OAK</b>
1.5	Fister,D	DET
1.6	Pavano,C	MIN
1.9	Francis,J	KC
2.0	Buehrle,M	CWS
2.0	Verlander,J	DET
2.1	Floyd,G	CWS
2.1	Weaver,J	LAA

**WILD PITCHES**

25	Burnett,A	NYN
<b>15</b>	<b>Cahill,T</b>	<b>OAK</b>
15	Wakefield,T	BOS
12	Porcello,R	DET
12	Morrow,B	TOR
12	Scherzer,M	DET
12	Hernandez,F	SEA
12	Floyd,G	CWS
11	3 PLAYERS TIED	

**HIT BATSMEN**

19	Lackey,J	BOS
15	Aceves,A	BOS
14	Romero,R	TOR
14	Carmona,F	CLE
12	Fister,D	DET
12	Morrow,B	TOR
11	Masterson,J	CLE
11	Lester,J	BOS
11	Floyd,G	CWS
10	Wilson,C	TEX

**EARNED RUNS**

114	Lackey,J	BOS
110	Carmona,F	CLE
109	Burnett,A	NYN
107	Penny,B	DET
106	Pavano,C	MIN
103	Hochevar,L	KC
100	Guthrie,J	BAL
98	Francis,J	KC
98	Lewis,C	TEX
96	3 PLAYERS TIED	

**STRIKEOUTS PER 9 IP**

10.2	Morrow,B	TOR
9.1	Pineda,M	SEA
9.0	Verlander,J	DET
<b>8.8</b>	<b>Gonzalez,G</b>	<b>OAK</b>
8.7	Price,D	TB
8.7	Sabathia,C	NYN
8.6	Hernandez,F	SEA
8.5	Lester,J	BOS
8.3	Wilson,C	TEX
8.2	Burnett,A	NYN

**BALKS**

2	Hochevar,L	KC
2	Verlander,J	DET
2	Howell,J	TB
2	James,C	MIN
2	Strop,P	BAL
2	Aceves,A	BOS
2	Simon,A	BAL
2	Pavano,C	MIN
1	47 PLAYERS TIED	

**WALKS**

<b>91</b>	<b>Gonzalez,G</b>	<b>OAK</b>
83	Burnett,A	NYN
<b>82</b>	<b>Cahill,T</b>	<b>OAK</b>
80	Romero,R	TOR
75	Lester,J	BOS
75	Liriano,F	MIN
74	Wilson,C	TEX
72	Hellickson,J	TB
72	Santana,E	LAA
71	Chatwood,T	LAA

**RUNS ALLOWED**

125	Carmona,F	CLE
123	Pavano,C	MIN
119	Lackey,J	BOS
117	Penny,B	DET
115	Burnett,A	NYN
113	Guthrie,J	BAL
110	Hochevar,L	KC
110	Wakefield,T	BOS
105	Vargas,J	SEA
103	3 PLAYERS TIED	

**OPP. BAT. AVG. AGAINST**

.192	Verlander,J	DET
.210	Hellickson,J	TB
.211	Beckett,J	BOS
.211	Pineda,M	SEA
.212	Weaver,J	LAA
.216	Romero,R	TOR
.217	Shields,J	TB
.230	Price,D	TB
<b>.230</b>	<b>Gonzalez,G</b>	<b>OAK</b>
.232	Wilson,C	TEX

**GAMES FINISHED**

70	Valverde,J	DET
60	League,B	SEA
57	Perez,C	CLE
56	Feliz,N	TEX
54	Papelbon,J	BOS
54	Rivera,M	NYN
51	Farnsworth,K	TB
50	Santos,S	CWS
48	Gregg,K	BAL
47	Soria,J	KC

# AL ROOKIE BATTING LEADERS

## BATTING AVERAGE

.303	<b>Weeks,J</b>
.293	Hosmer,E
.280	Reddick,J
.276	Carp,M
.273	Ackley,D
.267	Revere,B
.265	Nunez,E
.263	Moustakas,M
.262	Thames,E
.259	Jennings,D

## HOME RUNS

<b>OAK</b>	29	Trumbo,M
KC	23	Arencibia,J
BOS	19	Hosmer,E
SEA	12	Thames,E
SEA	12	Carp,M
MIN	11	Wells,C
NYY	10	Morel,B
KC	10	Jennings,D
TOR	9	Lawrie,B
TB	8	Plouffe,T

## RUNS BATTED IN

87	Trumbo,M
78	Hosmer,E
78	Arencibia,J
46	Carp,M
41	Morel,B
37	Thames,E
36	Ackley,D
<b>36</b>	<b>Weeks,J</b>
31	Plouffe,T
30	4 PLAYERS TIED

## MULTI HIT GAMES

42	Hosmer,E
36	Trumbo,M
<b>35</b>	<b>Weeks,J</b>
33	Revere,B
31	Thames,E
25	Morel,B
25	Moustakas,M
23	Nunez,E
22	Ackley,D
21	Arencibia,J
	TOR
	LAA
	<b>OAK</b>
	MIN
	TOR
	CWS
	CWS
	KC
	NYY
	SEA
	TOR

## RUNS

66	Hosmer,E
65	Trumbo,M
58	Thames,E
56	Revere,B
<b>50</b>	<b>Weeks,J</b>
47	Plouffe,T
47	Arencibia,J
44	Morel,B
44	Jennings,D
41	Reddick,J

## HITS

153	Hosmer,E
137	Trumbo,M
<b>123</b>	<b>Weeks,J</b>
120	Revere,B
<b>101</b>	<b>OAK</b>
97	Arencibia,J
95	Thames,E
91	Ackley,D
89	Moustakas,M
82	Nunez,E

## TOTAL BASES

257	Trumbo,M
243	Hosmer,E
194	Arencibia,J
<b>171</b>	<b>Weeks,J</b>
165	Thames,E
151	Morel,B
139	Revere,B
139	Ackley,D
135	Carp,M
124	Moustakas,M

## GRAND SLAMS

1	Lawrie,B
1	Flowers,T
1	Tosoni,R
1	Carp,M
1	Trumbo,M
1	Arencibia,J

## DOUBLES

31	Trumbo,M
27	Hosmer,E
<b>26</b>	<b>Weeks,J</b>
24	Thames,E
20	Arencibia,J
18	Morel,B
18	Moustakas,M
18	Reddick,J
18	Plouffe,T
18	Nunez,E

## TRIPLES

<b>8</b>	<b>Weeks,J</b>
7	Ackley,D
5	Revere,B
5	Thames,E
4	Giavotella,J
4	Lawrie,B
4	Jennings,D
4	Arencibia,J
3	3 PLAYERS TIED

## STOLEN BASES

34	Revere,B
<b>22</b>	<b>Weeks,J</b>
22	Nunez,E
20	Jennings,D
18	Gentry,C
11	Angle,M
11	Hosmer,E
11	Dyson,J
10	Carrera,E
9	Trumbo,M

## HITTING STREAKS

20	Carp,M
30-Jul - 21-Aug	
15	Moustakas,M
17-Aug - 1-Sep	
13	Revere,B
13-Sep - 25-Sep	
11	4 STREAKS TIED

## WALKS

40	Ackley,D
36	Arencibia,J
34	Hosmer,E
31	Jennings,D
26	Revere,B
25	Trumbo,M
25	Plouffe,T
24	Hughes,L
23	Thames,E
22	3 PLAYERS TIED

## ON BASE PERCENTAGE

.356	Jennings,D
.348	Ackley,D
<b>.340</b>	<b>Weeks,J</b>
.334	Hosmer,E
.327	Reddick,J
.326	Carp,M
.313	Nunez,E
.313	Thames,E
.310	Revere,B
.309	Moustakas,M

## SLUGGING PERCENTAGE

.477	Trumbo,M
.466	Carp,M
.465	Hosmer,E
.457	Reddick,J
.456	Thames,E
.449	Jennings,D
.438	Arencibia,J
<b>.421</b>	<b>Weeks,J</b>
.417	Ackley,D
.392	Plouffe,T

## EXTRA BASE HITS

61	Trumbo,M
49	Hosmer,E
47	Arencibia,J
41	Thames,E
<b>36</b>	<b>Weeks,J</b>
30	Carp,M
29	Morel,B
29	Ackley,D
28	Reddick,J
27	Plouffe,T

## OUTFIELD ASSISTS

7	Wells,C
5	Reddick,J
4	Tosoni,R
4	Dirks,A
3	Robinson,T
3	Revere,B
3	Peguero,C
3	Jennings,D
2	3 PLAYERS TIED

# AL ROOKIE PITCHING LEADERS

## EARNED RUN AVERAGE

2.95	Hellickson,J	TB
<b>3.38</b>	<b>Moscoso,G</b>	<b>OAK</b>
3.70	Nova,I	NYN
3.74	Pineda,M	SEA
4.27	Beavan,B	SEA
4.61	Britton,Z	BAL
4.75	Chatwood,T	LAA
5.48	Furbush,C	SEA
5.64	Duffy,D	KC

## WINS

16	Nova,I	NYN
13	Hellickson,J	TB
11	Britton,Z	BAL
9	Pineda,M	SEA
<b>8</b>	<b>Moscoso,G</b>	<b>OAK</b>
6	Chatwood,T	LAA
6	Alburquerque,A	DET
5	4 PLAYERS TIED	

## WINNING STREAKS

12	Nova,I	NYN
	10-Jun - 20-Sep	
6	Alburquerque,A	DET
	24-May - 10-Sep	
<b>4</b>	<b>Holland,G</b>	<b>KC</b>
	25-Jun - 16-Sep	
4	Pineda,M	SEA
	12-Apr - 28-Apr	
4	Hellickson,J	TB
	28-Apr - 18-May	

## SAVES

32	Walden,J	LAA
8	Sale,C	CWS
4	Holland,G	KC
2	Pestano,V	CLE
1	7 PLAYERS TIED	

## GAMES STARTED

29	Hellickson,J	TB
28	Britton,Z	BAL
28	Pineda,M	SEA
27	Nova,I	NYN
25	Chatwood,T	LAA
<b>21</b>	<b>Moscoso,G</b>	<b>OAK</b>
20	Duffy,D	KC
15	Beavan,B	SEA
14	Drabek,K	TOR
12	Furbush,C	SEA

## COMPLETE GAMES

2	Hellickson,J	TB
1	Stewart,Z	CWS

## GAMES

68	Collins,T	KC
67	Pestano,V	CLE
62	Walden,J	LAA
59	Ramos,C	TB
58	Sale,C	CWS
57	Crow,A	KC
48	Coleman,L	KC
46	Holland,G	KC
41	Alburquerque,A	DET
40	Gomes,B	TB

## INNINGS PITCHED

189.0	Hellickson,J	TB
171.0	Pineda,M	SEA
165.1	Nova,I	NYN
154.1	Britton,Z	BAL
142.0	Chatwood,T	LAA
<b>128.0</b>	<b>Moscoso,G</b>	<b>OAK</b>
105.1	Duffy,D	KC
97.0	Beavan,B	SEA
85.1	Furbush,C	SEA
78.2	Drabek,K	TOR

## STRIKEOUTS

173	Pineda,M	SEA
117	Hellickson,J	TB
98	Nova,I	NYN
97	Britton,Z	BAL
87	Duffy,D	KC
84	Pestano,V	CLE
79	Sale,C	CWS
74	Holland,G	KC
74	Chatwood,T	LAA
<b>74</b>	<b>Moscoso,G</b>	<b>OAK</b>

## WINNING PERCENTAGE

.800	Nova,I	NYN	(16-4)
.565	Hellickson,J	TB	(13-10)
.500	Britton,Z	BAL	(11-11)
.474	Pineda,M	SEA	(09-10)
<b>.444</b>	<b>Moscoso,G</b>	<b>OAK</b>	<b>(08-10)</b>
.353	Chatwood,T	LAA	(06-11)

## SHUTOUTS

1	Stewart,Z	CWS
1	Hellickson,J	TB

## OPP. BATTING AVERAGE AGAINST

.210	Hellickson,J	TB
.211	Pineda,M	SEA
<b>.212</b>	<b>Moscoso,G</b>	<b>OAK</b>
.258	Nova,I	NYN
.276	Britton,Z	BAL
.278	Beavan,B	SEA
.287	Duffy,D	KC
.294	Furbush,C	SEA
.303	Chatwood,T	LAA



# NL TEAM LEADERS

## CLUB BATTING

CLUB	AVG	G	AB	R	H	TB	2B	3B	HR	RBI	SH	SF	HP	BB	IBB	SO	SB	CS	GI		
																			DP	SLG	OBP
St. Louis	.273	162	5532	762	1513	2351	308	22	162	726	84	40	44	542	64	978	57	39	169	.425	.341
New York	.264	162	5600	718	1477	2188	309	39	108	676	65	48	51	571	56	1085	130	35	112	.391	.335
Milwaukee	.261	162	5447	721	1422	2315	276	31	185	693	85	44	56	481	53	1083	94	31	114	.425	.325
Colorado	.258	162	5544	735	1429	2272	274	40	163	697	75	44	57	555	54	1201	118	42	112	.410	.329
Houston	.258	162	5598	615	1442	2092	309	28	95	579	66	37	46	401	34	1164	118	33	111	.374	.311
Los Angeles	.257	161	5436	644	1395	2039	237	28	117	613	71	43	45	498	61	1087	126	40	101	.375	.322
Chicago	.256	162	5549	654	1423	2224	285	36	148	610	60	35	59	425	35	1202	69	23	123	.401	.314
Cincinnati	.256	162	5612	735	1438	2289	264	19	183	697	78	40	63	535	52	1250	97	50	98	.408	.326
Philadelphia	.253	162	5579	713	1409	2202	258	38	153	693	65	38	56	539	52	1024	96	24	108	.395	.323
Arizona	.250	162	5421	731	1357	2240	293	37	172	702	50	33	61	531	55	1249	133	55	82	.413	.322
Florida	.247	162	5508	625	1358	2139	274	30	149	596	89	42	51	542	38	1244	95	41	111	.388	.318
Pittsburgh	.244	162	5421	610	1325	1993	277	35	107	580	75	44	34	489	31	1308	108	52	123	.368	.309
Atlanta	.243	162	5528	641	1345	2140	244	16	173	606	75	30	28	504	45	1260	77	44	113	.387	.308
Washington	.242	161	5441	624	1319	2082	257	22	154	594	82	32	65	470	40	1233	106	38	103	.383	.309
San Francisco	.242	162	5486	570	1327	2020	282	24	121	534	62	43	52	448	47	1122	85	51	117	.368	.303
San Diego	.237	162	5417	593	1284	1888	247	42	91	563	55	47	48	501	42	1320	170	44	105	.349	.305
<b>Totals</b>	<b>.253</b>	<b>1295</b>	<b>88119</b>	<b>10691</b>	<b>22263</b>	<b>4394</b>	<b>487</b>	<b>2281</b>	<b>1137</b>	<b>10159</b>	<b>640</b>	<b>816</b>	<b>8032</b>	<b>759</b>	<b>18900</b>	<b>1679</b>	<b>642</b>	<b>1802</b>	<b>.391</b>	<b>.319</b>	

## CLUB PITCHING

CLUB	W	L	ERA	G	CG	SHO	SV	IP	H	R	ER	HR	HB	BB	IBB	SO	WP	BK	AVG
Philadelphia	102	60	3.02	162	18	21	47	1477.0	1320	529	495	120	47	404	41	1299	23	6	240
San Francisco	86	76	3.20	162	3	12	52	1468.0	1260	578	522	96	50	559	46	1316	42	4	232
San Diego	71	91	3.42	162	0	10	44	1449.1	1324	611	551	125	37	521	56	1139	45	6	245
Atlanta	89	73	3.48	162	3	16	52	1479.2	1332	605	572	125	53	521	73	1332	61	5	240
Los Angeles	82	79	3.54	162	7	17	40	1432.0	1287	612	563	132	43	507	48	1265	50	7	241
Washington	80	81	3.58	161	3	10	49	1449.1	1403	643	577	129	52	477	43	1049	49	6	256
Milwaukee	96	66	3.63	162	1	13	47	1441.2	1348	638	582	147	33	440	16	1257	70	5	246
St. Louis	90	72	3.74	162	7	9	47	1462.0	1461	692	608	136	46	448	44	1098	48	3	261
Arizona	94	68	3.80	162	5	12	58	1443.1	1414	662	609	159	53	442	16	1058	39	7	257
Florida	72	90	3.95	162	7	11	40	1459.2	1403	702	640	149	37	500	72	1218	43	10	253
Pittsburgh	72	90	4.04	162	5	11	43	1449.1	1513	712	650	152	62	535	65	1031	60	6	270
Cincinnati	79	83	4.16	162	4	5	39	1467.2	1414	720	678	185	59	539	47	1112	51	13	255
New York	77	85	4.19	162	6	9	43	1448.0	1482	742	674	147	70	514	48	1126	46	7	265
Chicago	71	91	4.33	162	4	5	40	1434.1	1439	756	690	162	53	580	45	1224	51	5	262
Colorado	73	89	4.43	162	5	7	41	1447.2	1471	774	713	176	48	522	47	1118	65	7	265
Houston	56	106	4.51	162	2	6	25	1435.0	1477	796	719	188	53	560	59	1191	39	9	266
<b>Totals</b>	<b>1290</b>	<b>1300</b>	<b>3.81</b>	<b>1295</b>	<b>80</b>	<b>174</b>	<b>707</b>	<b>23244.0</b>	<b>223481</b>	<b>10772</b>	<b>9843</b>	<b>2328</b>	<b>796</b>	<b>8069</b>	<b>76618</b>	<b>8833</b>	<b>782</b>	<b>106</b>	<b>.253</b>

## CLUB FIELDING

CLUB	PCT	G	PO	A	E	TC	DP	TP	PB
Philadelphia	.988	162	4431	1620	74	6125	135	0	12
Atlanta	.987	162	4439	1675	83	6197	131	0	9
Los Angeles	.986	161	4296	1511	85	5892	121	0	8
Cincinnati	.985	162	4403	1759	91	6253	146	0	5
Arizona	.985	162	4330	1604	90	6024	131	0	9
San Diego	.985	162	4348	1694	94	6136	139	0	10
Florida	.985	162	4379	1553	93	6025	126	0	10
Colorado	.984	162	4343	1758	98	6199	156	0	17
San Francisco	.983	162	4404	1657	104	6165	127	0	14
Washington	.983	161	4348	1691	104	6143	145	0	8
Pittsburgh	.982	162	4348	1771	112	6231	154	0	13
St. Louis	.982	162	4386	1815	116	6317	167	0	10
Milwaukee	.982	162	4325	1587	111	6023	130	1	4
New York	.981	162	4344	1697	116	6157	126	0	26
Houston	.981	162	4305	1632	116	6053	140	0	8
Chicago	.978	162	4303	1559	134	5996	128	0	7
<b>Totals</b>	<b>.983</b>	<b>1295</b>	<b>69732</b>	<b>26583</b>	<b>1621</b>	<b>97936</b>	<b>2202</b>	<b>1</b>	<b>170</b>

## CLUB MISCELLANEOUS

NOTE: "LHS/RHS" IS THE CLUB RECORD IN GAMES STARTED BY LEFT OR RIGHT HANDED PITCHERS, NOT NECESSARILY VERSUS THAT INDIVIDUAL PITCHER.

CLUB	VS LHS	VS RHS	GRASS	ARTIF	DAY	NIGHT	1-RUN	DOUBLEHEADERS			ATTENDANCE		
								X-INN	W	L	S	HOME	ROAD
Arizona	24-24	70-44	94-68	0-0	23-20	71-48	28-16	9-4	0	0	0	2,105,432	2,444,199
Atlanta	24-23	65-50	89-73	0-0	26-20	63-53	29-26	14-12	3	0	0	2,372,940	2,487,412
Chicago	20-24	51-67	71-91	0-0	32-41	39-50	25-28	9-5	0	0	0	3,017,966	2,656,585
Cincinnati	17-22	62-61	77-82	2-1	28-30	51-53	29-33	12-5	0	0	1	2,213,498	2,649,657
Colorado	25-23	48-66	73-89	0-0	20-31	53-58	21-27	4-8	1	0	0	2,909,777	2,423,939
Florida	23-23	49-67	72-87	0-3	15-24	57-66	27-32	9-13	0	1	1	1,520,562	2,466,720
Houston	22-26	34-80	54-105	2-1	13-37	43-69	20-28	5-13	0	0	0	2,067,016	2,315,654
Los Angeles	24-20	58-59	82-79	0-0	25-25	57-54	23-21	8-3	0	0	0	2,935,139	2,606,723
Milwaukee	18-18	78-48	96-66	0-0	30-21	66-45	30-18	7-7	0	2	1	3,071,373	2,391,250
New York	18-22	59-63	77-85	0-0	24-26	53-59	21-28	7-7	1	3	0	2,352,596	2,646,396
Philadelphia	30-14	72-46	100-59	2-1	33-18	69-42	28-19	9-10	0	0	0	3,680,718	2,673,062
Pittsburgh	23-22	49-68	70-89	2-1	25-31	47-59	21-22	6-7	0	2	1	1,940,429	2,472,443
San Diego	19-30	52-61	71-91	0-0	32-24	39-67	20-31	4-12	0	0	0	2,143,018	2,667,321
San Francisco	26-18	60-58	86-76	0-0	26-28	60-48	33-22	13-8	0	0	0	3,387,303	2,653,334
St. Louis	20-20	70-52	89-70	1-2	25-26	65-46	26-23	8-13	0	0	0	3,093,954	2,465,577
Washington	19-17	61-64	80-81	0-0	29-28	51-53	27-27	12-8	1	0	1	1,940,478	2,388,259

## CLUB RANK BATTING

CLUB	AVG	G	AB	R	H	TB	2B	3B	HR	RBI	SH	SF	HP	BB	IBB	SO	SB	CS	GI		
																			DP	SL	GOBP
Arizona	10	1	14	4	11	5	4	5	4	2	16	14	3	7	4	11	2	16	1	3	7
Atlanta	13	1	8	10	12	9	15	16	3	10	6	16	16	8	10	13	14	11	11	10	14
Chicago	7	1	5	8	6	6	5	6	10	9	14	13	4	15	14	9	15	1	14	6	10
Cincinnati	8	1	1	2	4	3	11	15	2	3	5	9	2	6	7	12	9	13	2	5	4
Colorado	4	1	6	2	5	4	9	2	5	3	6	3	5	2	5	8	5	10	9	4	3
Florida	11	1	9	11	10	10	9	9	9	11	1	8	9	3	13	10	11	9	7	9	9
Houston	5	1	3	13	3	11	1	10	15	14	10	12	12	16	15	7	5	4	7	13	11
Los Angeles	6	15	13	9	9	13	16	10	12	8	9	6	13	10	2	5	4	8	3	12	8
Milwaukee	3	1	11	5	7	2	8	8	1	5	2	3	6	12	6	3	12	3	12	1	5
New York	2	1	2	6	2	8	1	3	13	7	11	1	9	1	3	4	3	5	9	8	2
Philadelphia	9	1	4	7	8	7	12	4	8	5	11	11	6	5	7	2	10	2	6	7	6
Pittsburgh	12	1	14	14	14	15	7	7	14	13	6	3	15	11	16	14	7	15	14	15	12
San Diego	16	1	16	15	16	16	14	1	16	15	15	2	11	9	11	15	1	11	5	16	15
San Francisco	15	1	10	16	13	16	6	12	11	16	13	6	8	14	9	6	13	14	13	14	16
St. Louis	1	1	7	1	1	1	3	13	6	1	3	9	14	3	1	1	16	7	16	2	1
Washington	14	15	12	12	15	12	13	13	7	12	4	15	1	13	12	16	8	6	4	11	13

## CLUB RANK PITCHING

CLUB	W	L	ERA	G	CG	SHO	SV	IP	H	TBF	R	ER	HR	SH	SF	HB	BB	IBB	SO	WP	BK
Atlanta	5	12	4	1	11	3	2	1	5	11	3	5	3	5	8	10	9	16	1	14	3
Chicago	14	2	14	1	9	15	12	15	11	13	14	14	13	13	13	10	16	6	6	11	3
Cincinnati	9	8	12	1	9	15	15	4	9	12	12	13	15	3	15	14	13	8	12	11	16
Colorado	11	6	15	1	6	13	11	11	13	10	15	14	1	10	7	11	8	11	15	10	
Florida	12	4	10	1	2	7	12	6	7	8	10	10	10	7	9	2	6	15	7	5	15
Houston	16	1	16	1	14	14	16	14	14	14	16	16	16	11	7	10	15	13	8	2	14
Los Angeles	7	10	5	15	2	2	12	16	2	1	5	4	6	7	3	4	7	10	4	10	10
Milwaukee	2	15	7	1	15	4	5	13	6	2	6	7	8	2	5	1	2	1	5	16	3
New York	10	7	13	1	5	11	9	10	15	15	13	12	8	16	12	16	8	10	10	7	10
Philadelphia	1	16	1	1	1	1	5	2	3	4	1	1	2	14	3	6	1	3	3	1	6
Pittsburgh	12	4	11	1	6	7	9	7	16	16	11	11	11	7	16	15	12	14	16	13	6
San Diego	14	2	3	1	16	9	8	7	4	3	4	3	3	6	2	2	9	12	9	6	6
San Francisco	6	11	2	1	11	5	2	3	1	6	2	2	1	10	1	8	14	7	2	4	2
St. Louis	4	13	8	1	2	11	5	5	12	9	9	8	7	12	6	5	4	5	13	8	1
Washington	8	9	6	15	11	9	4	7	7	7	7	6	5	15	10	9	5	4	15	9	6

REVIEW

# NL BATTING LEADERS

BATTING AVERAGE		HOME RUNS		RUNS BATTED IN		MULTI HIT GAMES	
.337	Reyes,J NY	39	Kemp,M LA	126	Kemp,M LA	57	Castro,S CHI
.332	Braun,R MIL	38	Fielder,P MIL	120	Fielder,P MIL	57	Pence,H PHI
.324	Kemp,M LA	37	Pujols,A STL	116	Howard,R PHI	57	Kemp,M LA
.314	Pence,H PHI	36	Uggla,D ATL	111	Braun,R MIL	57	Reyes,J NY
.309	Votto,J CIN	34	Stanton,M FLA	105	Tulowitzki,T COL	55	Votto,J CIN
.307	Castro,S CHI	33	Braun,R MIL	103	Votto,J CIN	55	Phillips,B CIN
.306	Ramirez,A CHI	33	Howard,R PHI	99	Pujols,A STL	53	Tulowitzki,T COL
.305	Molina,Y STL	32	Bruce,J CIN	97	Bruce,J CIN	52	Braun,R MIL
.303	Morse,M WSH	31	3 PLAYERS TIED	97	Pence,H PHI	51	Bourn,M ATL
.302	Tulowitzki,T COL			95	Morse,M WSH	50	2 PLAYERS TIED

RUNS		HITS		TOTAL BASES		GRAND SLAMS	
115	Kemp,M LA	207	Castro,S CHI	353	Kemp,M LA	2	Morse,M WSH
109	Braun,R MIL	195	Kemp,M LA	336	Braun,R MIL	2	Bay,J NY
105	Upton,J ARI	193	Bourn,M ATL	322	Fielder,P MIL	2	Johnson,K ARI
105	Pujols,A STL	190	Pence,H PHI	318	Votto,J CIN	2	Buck,J FLA
101	Votto,J CIN	187	Braun,R MIL	313	Upton,J ARI	1	44 PLAYERS TIED
101	Reyes,J NY	185	Votto,J CIN	313	Pujols,A STL		
95	Fielder,P MIL	183	Phillips,B CIN	304	Pence,H PHI		
95	Victorino,S PHI	181	Reyes,J NY	292	Tulowitzki,T COL		
94	Bourn,M ATL	173	Pujols,A STL	291	Castro,S CHI		
94	Phillips,B CIN	173	Ramirez,A CHI	288	Ramirez,A CHI		

DOUBLES		TRIPLES		STOLEN BASES		HITTING STREAKS	
40	Votto,J CIN	16	Reyes,J NY	61	Bourn,M ATL	33	Uggla,D ATL
39	Upton,J ARI	16	Victorino,S PHI	40	Maybin,C SD	5-Jul - 13-Aug	
39	Beltran,C SF	15	Fowler,D COL	40	Stubbs,D CIN	30	Ethier,A LA
38	Braun,R MIL	10	Bourn,M ATL	40	Kemp,M LA	2-Apr - 6-May	
38	Pence,H PHI	9	Castro,S CHI	40	Bonifacio,E FLA	26	Bonifacio,E FLA
38	Young,C ARI	9	Smith,S COL	39	Reyes,J NY	28-Jun - 28-Jul	
38	Phillips,B CIN	8	Maybin,C SD	33	Braun,R MIL	23	Braun,R MIL
38	Lee,C HOU	8	Parra,G ARI	32	Pagan,A NY	8-Jun - 14-Jul	
36	7 PLAYERS TIED	8	Infante,O FLA	31	Bourgeois,J HOU	23	Pence,H PHI
		7	2 PLAYERS TIED	30	Rollins,J PHI	19-May - 13-Jun	

WALKS		ON BASE PERCENTAGE		SLUGGING PERCENTAGE		EXTRA BASE HITS	
110	Votto,J CIN	.416	Votto,J CIN	.597	Braun,R MIL	77	Braun,R MIL
107	Fielder,P MIL	.415	Fielder,P MIL	.586	Kemp,M LA	76	Kemp,M LA
101	Pena,C CHI	.412	Berkman,L STL	.566	Fielder,P MIL	75	Upton,J ARI
92	Berkman,L STL	.399	Kemp,M LA	.550	Morse,M WSH	75	Fielder,P MIL
89	McCutchen,A PIT	.397	Braun,R MIL	.547	Berkman,L STL	72	Votto,J CIN
80	Young,C ARI	.388	Holliday,M STL	.544	Tulowitzki,T COL	69	Stanton,M FLA
75	Howard,R PHI	.385	Beltran,C SF	.541	Pujols,A STL	68	Tulowitzki,T COL
74	Sanchez,G FLA	.384	Reyes,J NY	.537	Stanton,M FLA	67	Morse,M WSH
74	Kemp,M LA	.372	Tulowitzki,T COL	.531	Votto,J CIN	67	Beltran,C SF
74	Werth,J WSH	.370	Pence,H PHI	.529	Upton,J ARI	66	Pujols,A STL

OUTFIELD ASSISTS		HOME BATTING AVG		ROAD BATTING AVG.		RISP BATTING AVG	
12	Parra,G ARI	.351	Braun,R MIL	.334	Votto,J CIN	.383	Votto,J CIN
12	Gonzalez,C COL	.348	Reyes,J NY	.329	Carroll,J LA	.360	Berkman,L STL
11	Werth,J WSH	.333	Upton,J ARI	.327	Reyes,J NY	.351	Braun,R MIL
11	Pence,H PHI	.332	Ramirez,A CHI	.319	Kemp,M LA	.339	Pence,H PHI
11	Kemp,M LA	.331	Gonzalez,C COL	.315	Braun,R MIL	.339	Gonzalez,C COL
10	Stanton,M FLA	.330	Pence,H PHI	.309	Castro,S CHI	.337	Jones,C ATL
10	Ludwick,R PIT	.329	Kemp,M LA	.307	Berkman,L STL	.335	Kemp,M LA
10	Lee,C HOU	.326	Fielder,P MIL	.305	Jay,J STL	.322	Rollins,J PHI
10	Bruce,J CIN	.325	Molina,Y STL	.303	Morse,M WSH	.318	Morse,M WSH
10	Beltran,C SF	.321	Pujols,A STL	.301	Holliday,M STL	.316	Holliday,M STL

**DAY BATTING AVG**

.387	Braun,R	MIL
.357	Reyes,J	NY
.337	Kemp,M	LA
.325	Pence,H	PHI
.324	Tulowitzki,T	COL
.323	Hart,C	MIL
.323	Victorino,S	PHI
.323	Jay,J	STL
.312	Votto,J	CIN
.311	Buck,J	FLA

**NIGHT BATTING AVG**

.344	Berkman,L	STL
.335	Castro,S	CHI
.329	Reyes,J	NY
.327	Morse,M	WSH
.323	Pujols,A	STL
.321	Ramirez,A	CHI
.320	Fielder,P	MIL
.318	Kemp,M	LA
.314	Bourn,M	ATL
.313	Molina,Y	STL

**VS RIGHTY AVG**

.341	Reyes,J	NY
.327	Braun,R	MIL
.321	Ethier,A	LA
.319	Kemp,M	LA
.313	Pence,H	PHI
.312	Loney,J	LA
.312	Bourn,M	ATL
.311	Molina,Y	STL
.308	Montero,M	ARI
.307	Berkman,L	STL

**VS LEFTY AVG.**

.350	Braun,R	MIL
.349	Tulowitzki,T	COL
.348	Lee,C	HOU
.342	Castro,S	CHI
.341	Kemp,M	LA
.336	Polanco,P	PHI
.333	Votto,J	CIN
.333	Bonifacio,E	FLA
.333	Hart,C	MIL
.325	Reyes,J	NY

**CAUGHT STEALING**

14	Bourn,M	ATL
11	Kemp,M	LA
11	Bonifacio,E	FLA
10	McCutchen,A	PIT
10	Stubbs,D	CIN
10	Desmond,I	WSH
10	Bartlett,J	SD
10	Ramirez,H	FLA
10	Bloomquist,W	ARI
9	6 PLAYERS TIED	

**SACRIFICE BUNTS**

17	Infante,O	FLA
16	Halladay,R	PHI
16	Morgan,N	MIL
15	Hernandez,L	WSH
14	Hammel,J	COL
12	Marcum,S	MIL
11	9 PLAYERS TIED	

**SACRIFICE FLIES**

10	Betancourt,Y	MIL
9	Huff,A	SF
8	Walker,N	PIT
8	McGehee,C	MIL
8	Infante,O	FLA
8	Helton,T	COL
8	Ramirez,A	CHI
8	Polanco,P	PHI
7	7 PLAYERS TIED	

**STRIKEOUTS**

205	Stubbs,D	CIN
172	Howard,R	PHI
166	Stanton,M	FLA
166	Espinosa,D	WSH
161	Pena,C	CHI
161	Werth,J	WSH
159	Kemp,M	LA
158	Bruce,J	CIN
156	Uggla,D	ATL
142	Freeman,F	ATL

**GROUNDING INTO DP**

29	Pujols,A	STL
21	Molina,Y	STL
21	Holliday,M	STL
20	Castro,S	CHI
20	Votto,J	CIN
19	Ramos,W	WSH
19	McGehee,C	MIL
19	Gonzalez,A	ATL
18	3 PLAYERS TIED	

**INTENTIONAL WALKS**

32	Fielder,P	MIL
24	Kemp,M	LA
17	Berkman,L	STL
16	Parra,G	ARI
16	Howard,R	PHI
15	Votto,J	CIN
15	Pujols,A	STL
14	Bruce,J	CIN
14	McCann,B	ATL
12	Tulowitzki,T	COL

**HIT BY PITCH**

19	Espinosa,D	WSH
19	Upton,J	ARI
14	Morgan,N	MIL
14	Utley,C	PHI
13	Morse,M	WSH
11	Johnson,R	CHI
10	5 PLAYERS TIED	

**AT BATS**

674	Castro,S	CHI
656	Bourn,M	ATL
610	Phillips,B	CIN
606	Pence,H	PHI
604	Stubbs,D	CIN
602	Kemp,M	LA
600	Uggla,D	ATL
599	Votto,J	CIN
596	Walker,N	PIT
592	Upton,J	ARI

**HARDEST TO FAN (PLATE APP. PER SO)**

14.3	Reyes,J	NY
11.9	Polanco,P	PHI
11.8	Molina,Y	STL
11.3	Prado,M	ATL
11.2	Pujols,A	STL
10.9	Lee,C	HOU
10.7	Rollins,J	PHI
9.6	Infante,O	FLA
9.3	Victorino,S	PHI
9.3	Betancourt,Y	MIL

**RBI RATIO (AT BATS PER RBI)**

4.7	Fielder,P	MIL
4.8	Kemp,M	LA
4.8	Howard,R	PHI
5.1	Braun,R	MIL
5.1	Tulowitzki,T	COL
5.2	Berkman,L	STL
5.2	Gonzalez,C	COL
5.4	Soriano,A	CHI
5.5	Morse,M	WSH
5.7	Montero,M	ARI

**HOME RUN RATIO (AT BATS PER HOME RUN)**

15.0	Fielder,P	MIL
15.2	Stanton,M	FLA
15.4	Kemp,M	LA
15.6	Pujols,A	STL
15.7	Berkman,L	STL
16.7	Uggla,D	ATL
16.8	Morse,M	WSH
16.9	Howard,R	PHI
17.1	Braun,R	MIL
17.6	Pena,C	CHI

**HARDEST TO DOUBLE UP (AT BATS PER GDP)**

302.0	Stubbs,D	CIN
189.0	Young,C	ARI
150.7	Carroll,J	LA
141.3	Bonifacio,E	FLA
129.8	Victorino,S	PHI
119.5	Pagan,A	NY
109.3	Bourn,M	ATL
107.4	Reyes,J	NY
95.5	Espinosa,D	WSH
86.0	Maybin,C	SD

**GAMES PLAYED**

162	Fielder,P	MIL
161	Kemp,M	LA
161	Votto,J	CIN
161	Uggla,D	ATL
159	Upton,J	ARI
159	Jay,J	STL
159	Sanchez,G	FLA
159	Walker,N	PIT
158	6 PLAYERS TIED	

# NL PITCHING LEADERS

## EARNED RUN AVERAGE

2.28	Kershaw,C	LA
2.35	Halladay,R	PHI
2.40	Lee,C	PHI
2.71	Vogelsong,R	SF
2.74	Lincecum,T	SF
2.79	Hamels,C	PHI
2.88	Kennedy,I	ARI
2.88	Cain,M	SF
3.07	Kuroda,H	LA
3.18	Zimmermann,J	WSH

## WINS

21	Kershaw,C	LA
21	Kennedy,I	ARI
19	Halladay,R	PHI
17	Gallardo,Y	MIL
17	Lee,C	MIL
16	Hudson,D	ARI
16	Greinke,Z	MIL
16	Hudson,T	ATL
14	3 PLAYERS TIED	

## WINNING STREAKS

9	Worley,V	PHI
29-Jun - 6-Sep		
8	Kershaw,C	LA
13-Aug - 25-Sep		
8	Kennedy,I	ARI
8-Jul - 12-Aug		
8	Owings,M	ARI
26-May - 27-Sep		
7	3 STREAKS TIED	

## SAVES

46	Kimbrel,C	ATL
46	Axford,J	MIL
45	Putz,J	ARI
43	Storen,D	WSH
43	Bell,H	SD
40	Hanrahan,J	PIT
37	Cordero,F	CIN
36	Wilson,B	SF
36	Nunez,L	FLA
34	Marmol,C	CHI

## GAMES STARTED

34	Dempster,R	CHI
34	Carpenter,C	STL
34	Lawe,D	ATL
33	17 PLAYERS TIED	

## COMPLETE GAMES

8	Halladay,R	PHI
6	Lee,C	PHI
5	Kershaw,C	LA
4	Carpenter,C	STL
3	Hudson,D	ARI
3	Cueto,J	CIN
3	Hamels,C	PHI
3	Sanchez,A	FLA
2	11 PLAYERS TIED	

## GAMES

85	Venters,J	ATL
79	Kimbrel,C	ATL
79	Bray,B	CIN
79	Veras,E	PIT
78	Marshall,S	CHI
78	Motte,J	STL
78	O'Flaherty,E	ATL
77	Qualls,C	SD
76	Resop,C	PIT
75	3 PLAYERS TIED	

## INNINGS PITCHED

237.1	Carpenter,C	STL
233.2	Halladay,R	PHI
233.1	Kershaw,C	LA
232.2	Lee,C	PHI
222.0	Hudson,D	ARI
222.0	Kennedy,I	ARI
221.2	Cain,M	SF
217.0	Lincecum,T	SF
216.0	Hamels,C	PHI
216.0	Myers,B	HOU

## STRIKEOUTS

248	Kershaw,C	LA
238	Lee,C	PHI
220	Lincecum,T	SF
220	Halladay,R	PHI
207	Gallardo,Y	MIL
202	Sanchez,A	FLA
201	Greinke,Z	MIL
198	Kennedy,I	ARI
197	Garza,M	CHI
194	Hamels,C	PHI

## WINNING PERCENTAGE

.840	Kennedy,I	ARI	(21-4)
.808	Kershaw,C	LA	(21-5)
.760	Halladay,R	PHI	(19-6)
.727	Greinke,Z	MIL	(16-6)
.684	Gee,D	NY	(13-6)
.684	Jurrjens,J	ATL	(13-6)
.680	Lee,C	PHI	(17-8)
.667	Harang,A	SD	(14-7)
.650	3 PLAYERS TIED		

## SHUTOUTS

6	Lee,C	PHI
2	Kershaw,C	LA
2	Garcia,J	STL
2	Sanchez,A	FLA
2	Carpenter,C	STL
1	22 PLAYERS TIED	

## OPP. BATTING AVERAGE AGAINST

.207	Kershaw,C	LA
.214	Hamels,C	PHI
.217	Cain,M	SF
.222	Lincecum,T	SF
.227	Kennedy,I	ARI
.229	Lee,C	PHI
.231	Chacin,J	COL
.232	Marcum,S	MIL
.233	Latos,M	SD
.236	Hudson,T	ATL

## HOME EARNED RUN AVERAGE

1.69	Kershaw,C	LA
1.94	Lee,C	PHI
2.15	Vogelsong,R	SF
2.31	Hudson,T	ATL
2.46	Garza,M	CHI
2.48	Halladay,R	PHI
2.55	Garcia,J	STL
2.57	Stauffer,T	SD
2.64	Hamels,C	PHI
2.64	Kennedy,I	ARI

## ROAD EARNED RUN AVERAGE

2.21	Marcum,S	MIL
2.23	Halladay,R	PHI
2.38	Lincecum,T	SF
2.64	Correia,K	PIT
2.85	Kuroda,H	LA
2.87	Kershaw,C	LA
2.93	Hamels,C	PHI
2.97	Cain,M	SF
2.98	Cueto,J	CIN
2.99	Dickey,R	NY

**DAY EARNED RUN AVERAGE**

2.01	Cueto,J
2.08	Vogelsong,R
2.10	Halladay,R
2.14	Hudson,T
2.35	Kershaw,C
2.39	Lohse,K
2.48	Cain,M
2.56	Hamels,C
2.58	Zimmermann,J
2.61	Bumgarner,M

**NIGHT EARNED RUN AVERAGE**

CIN	2.12	Lee,C	PHI
SF	2.24	Kershaw,C	LA
PHI	2.55	Lincecum,T	SF
ATL	2.58	Halladay,R	PHI
LA	2.70	Kennedy,I	ARI
STL	2.81	Jurrjens,J	ATL
SF	2.81	Gallardo,Y	MIL
PHI	2.88	Hamels,C	PHI
WSH	2.94	Kuroda,H	LA
SF	3.01	Karstens,J	PIT

**HITS ALLOWED**

244	Nolasco,C
243	Carpenter,C
227	Arroyo,B
226	Myers,B
220	Pelfrey,M
217	Hudson,D
214	Wolf,R
212	Lowe,D
211	Dempster,R
210	Saunders,J

**LOSSES**

FLA	17	Lowe,D	ATL
STL	16	Kuroda,H	LA
CIN	15	Happ,J	HOU
HOU	14	Latos,M	SD
NY	14	Lincecum,T	SF
ARI	14	Chacin,J	COL
MIL	14	Maholm,P	PIT
ATL	14	Myers,B	HOU
CHI	14	Lilly,T	LA
ARI	14	Dempster,R	CHI

**HOME RUNS ALLOWED**

46	Arroyo,B	CIN
31	Myers,B	HOU
29	Saunders,J	ARI
28	Lilly,T	LA
27	Gallardo,Y	MIL
27	Capuano,C	NY
25	Rodriguez,W	HOU
24	4 PLAYERS TIED	

**FEWEST WALKS PER 9 IP**

1.3	Halladay,R	PHI
1.6	Lee,C	PHI
1.7	Zimmermann,J	WSH
1.8	Karstens,J	PIT
1.8	Hamels,C	PHI
1.9	Nolasco,C	FLA
2.0	Lohse,K	STL
2.0	Bumgarner,M	SF
2.0	Hudson,D	ARI
2.0	Arroyo,B	CIN

**WILD PITCHES**

14	Rodriguez,H	
12	Kuroda,H	
12	Garcia,J	
12	Gallardo,Y	
11	Beachy,B	
11	Kennedy,I	
10	Greinke,Z	
10	Hudson,T	
9	3 PLAYERS TIED	

**HIT BATSMEN**

WSH	15	Hudson,T	ATL
LA	14	Gee,D	NY
STL	13	Morton,C	PIT
MIL	13	Wolf,R	MIL
ATL	10	Cueto,J	CIN
ARI	9	6 PLAYERS TIED	

**EARNED RUNS**

112	Arroyo,B	CIN
108	Dempster,R	CHI
107	Nolasco,C	FLA
107	Myers,B	HOU
105	Lowe,D	ATL
102	Pelfrey,M	NY
95	Westbrook,J	STL
94	Capuano,C	NY
93	Happ,J	HOU
91	Carpenter,C	STL

**STRIKEOUTS PER 9 IP**

10.5	Greinke,Z	MIL
9.6	Kershaw,C	LA
9.3	Sanchez,A	FLA
9.2	Lee,C	PHI
9.1	Lincecum,T	SF
9.0	Gallardo,Y	MIL
9.0	Garza,M	CHI
8.6	Latos,M	SD
8.5	Norris,B	HOU
8.5	Dempster,R	CHI

**BALKS**

5	Sanchez,A	FLA
4	Masset,N	CIN
3	Hamels,C	PHI
3	Grabow,J	CHI
2	13 PLAYERS TIED	

**WALKS**

87	Chacin,J	COL
86	Lincecum,T	SF
84	Billingsle,C	LA
83	Happ,J	HOU
82	Dempster,R	CHI
78	McDonald,J	PIT
77	Morton,C	PIT
76	Lannan,J	WSH
73	Westbrook,J	STL
71	Gee,D	NY

**RUNS ALLOWED**

119	Arroyo,B	CIN
117	Nolasco,C	FLA
116	Myers,B	HOU
111	Pelfrey,M	NY
111	Dempster,R	CHI
110	Lowe,D	ATL
103	Happ,J	HOU
103	Westbrook,J	STL
100	Garcia,J	STL
100	Hammel,J	COL

**OPP. BAT. AVG. AGAINST**

.207	Kershaw,C	LA
.214	Hamels,C	PHI
.217	Cain,M	SF
.222	Lincecum,T	SF
.227	Kennedy,I	ARI
.229	Lee,C	PHI
.231	Chacin,J	COL
.232	Marcum,S	MIL
.233	Latos,M	SD
.236	Hudson,T	ATL

**GAMES FINISHED**

64	Kimbrel,C	ATL
63	Axford,J	MIL
63	Cordero,F	CIN
61	Marmol,C	CHI
59	Hanrahan,J	PIT
54	Bell,H	SD
52	Storen,D	WSH
52	Putz,J	ARI
51	Nunez,L	FLA
47	2 PLAYERS TIED	

# NL ROOKIE BATTING LEADERS

BATTING AVERAGE		HOME RUNS		RUNS BATTED IN		MULTI HIT GAMES	
.312	Guzman,J SD	21	Freeman,F ATL	76	Freeman,F ATL	47	Barney,D CHI
.292	Duda,L NY	21	Espinosa,D WSH	66	Espinosa,D WSH	43	Freeman,F ATL
.282	Freeman,F ATL	15	Ramos,W WSH	52	Ramos,W WSH	31	Espinosa,D WSH
.276	Barney,D CHI	10	Duda,L NY	51	Turner,J NY	27	Ramos,W WSH
.267	Ramos,W WSH	9	Belt,B SF	50	Duda,L NY	26	Turner,J NY
.264	Descalso,D STL	8	Goldschmid,P ARI	44	Guzman,J SD	23	Guzman,J SD
.260	Turner,J NY	7	Miranda,J ARI	43	Barney,D CHI	21	Duda,L NY
.236	Espinosa,D WSH	6	Martinez,J HOU	35	Martinez,J HOU	20	Descalso,D STL
		6	Frazier,T CIN	28	Descalso,D STL	20	Presley,A PIT
		5	3 PLAYERS TIED	26	2 PLAYERS TIED	16	Paredes,J HOU

RUNS		HITS		TOTAL BASES		GRAND SLAMS	
72	Espinosa,D WSH	161	Freeman,F ATL	256	Freeman,F ATL	1	Sands,G LA
67	Freeman,F ATL	146	Barney,D CHI	237	Espinosa,D WSH	1	Crawford,B SF
66	Barney,D CHI	135	Espinosa,D WSH	187	Barney,D CHI	1	Cousins,S FLA
49	Turner,J NY	113	Turner,J NY	173	Ramos,W WSH	1	Bogusevic,B HOU
48	Ramos,W WSH	104	Ramos,W WSH	155	Turner,J NY		
38	Duda,L NY	88	Duda,L NY	145	Duda,L NY		
35	Descalso,D STL	86	Descalso,D STL	118	Guzman,J SD		
34	Strange-Go,D LA	77	Guzman,J SD	115	Descalso,D STL		
33	Guzman,J SD	68	Strange-Go,D LA	100	Presley,A PIT		
29	Martinez,J HOU	64	Presley,A PIT	88	Martinez,J HOU		

DOUBLES		TRIPLES		STOLEN BASES		HITTING STREAKS	
32	Freeman,F ATL	6	Presley,A PIT	24	Strange-Go,D LA	20	Freeman,F ATL
30	Turner,J NY	6	Barney,D CHI	24	Campana,A CHI		17-Jul - 6-Aug
29	Espinosa,D WSH	5	Espinosa,D WSH	17	Espinosa,D WSH	14	Sands,G LA
23	Barney,D CHI	3	Descalso,D STL	12	D'Araud,C PIT		12-Sep - 26-Sep
22	Ramos,W WSH	3	Petersen,B FLA	9	Presley,A PIT	12	Guzman,J SD
22	Guzman,J SD	3	Duda,L NY	9	Barney,D CHI		30-Jul - 11-Aug
21	Duda,L NY	3	Pridie,J NY	9	Guzman,J SD	11	Strange-Go,D LA
20	Descalso,D STL	2	9 PLAYERS TIED	7	6 PLAYERS TIED		13-Sep - 24-Sep
15	Sands,G LA					11	Turner,J NY
14	Bogusevic,B HOU						26-Aug - 11-Sep

WALKS		ON BASE PERCENTAGE		SLUGGING PERCENTAGE		EXTRA BASE HITS	
57	Espinosa,D WSH	.370	Duda,L NY	.482	Duda,L NY	55	Espinosa,D WSH
53	Freeman,F ATL	.369	Guzman,J SD	.478	Guzman,J SD	53	Freeman,F ATL
39	Turner,J NY	.346	Freeman,F ATL	.448	Freeman,F ATL	38	Ramos,W WSH
38	Ramos,W WSH	.334	Descalso,D STL	.445	Ramos,W WSH	34	Turner,J NY
33	Descalso,D STL	.334	Ramos,W WSH	.414	Espinosa,D WSH	34	Duda,L NY
33	Duda,L NY	.334	Turner,J NY	.356	Turner,J NY	31	Barney,D CHI
26	Petersen,B FLA	.323	Espinosa,D WSH	.353	Barney,D CHI	29	Guzman,J SD
25	Sands,G LA	.313	Barney,D CHI	.353	Descalso,D STL	24	Descalso,D STL
25	Brown,D PHI					22	Presley,A PIT
24	Pridie,J NY					19	3 PLAYERS TIED

OUTFIELD ASSISTS	
9	Bogusevic,B HOU
6	Sands,G LA
5	Petersen,B FLA
5	Martinez,J HOU
3	Cousins,S FLA
2	6 PLAYERS TIED



# NL ROOKIE PITCHING LEADERS

## EARNED RUN AVERAGE

3.01	Worley,V	PHI	13	Gee,D	NY
3.29	Luebke,C	SD	11	Worley,V	PHI
3.38	Collmenter,J	ARI	10	Collmenter,J	ARI
3.68	Beachy,B	ATL	7	Beachy,B	ATL
4.08	Estrada,M	MIL	6	Luebke,C	SD
4.14	Minor,M	ATL	6	Stutes,M	PHI
4.43	Gee,D	NY	5	Minor,M	ATL
5.27	Rodriguez,A	HOU	5	Dunn,M	FLA
5.36	Lyles,J	HOU	4	6 PLAYERS TIED	

## WINS

## WINNING STREAKS

9	Worley,V	PHI
	29-Jun - 6-Sep	
7	Gee,D	NY
	17-Apr - 10-Jun	
5	Minor,M	ATL
	21-Jun - 8-Sep	
4	Beachy,B	ATL
	29-Jul - 25-Aug	
3	8 STREAKS TIED	

## SAVES

46	Kimbrel,C	ATL
21	Guerra,J	LA
5	Sanchez,E	STL
5	Jansen,K	LA
3	Cishek,S	FLA
2	Elbert,T	LA
1	6 PLAYERS TIED	

## GAMES STARTED

27	Gee,D	NY
25	Beachy,B	ATL
24	Collmenter,J	ARI
21	Worley,V	PHI
17	Luebke,C	SD
15	Lyles,J	HOU
15	Minor,M	ATL
13	Nicasio,J	COL
12	Hand,B	FLA
10	2 PLAYERS TIED	

## COMPLETE GAMES

1	Gee,D	NY
1	Worley,V	PHI

## GAMES

79	Kimbrel,C	ATL
73	Reynolds,M	COL
72	Dunn,M	FLA
62	Paterson,J	ARI
60	Beato,P	NY
57	Stutes,M	PHI
54	Chapman,A	CIN
54	Del Rosari,E	HOU
51	Jansen,K	LA
49	Escalona,S	HOU

## INNINGS PITCHED

160.2	Gee,D	NY
154.1	Collmenter,J	ARI
141.2	Beachy,B	ATL
139.2	Luebke,C	SD
131.2	Worley,V	PHI
94.0	Lyles,J	HOU
92.2	Estrada,M	MIL
85.1	Rodriguez,A	HOU
82.2	Minor,M	ATL
77.2	LeCure,S	CIN

## STRIKEOUTS

169	Beachy,B	ATL
154	Luebke,C	SD
127	Kimbrel,C	ATL
119	Worley,V	PHI
114	Gee,D	NY
100	Collmenter,J	ARI
96	Jansen,K	LA
88	Estrada,M	MIL
77	Minor,M	ATL
73	LeCure,S	CIN

## WINNING PERCENTAGE

.684	Gee,D	NY	(13-6)
.500	Collmenter,J	ARI	(10-10)
.375	Luebke,C	SD	(06-10)

## SHUTOUTS

## OPP. BATTING AVERAGE AGAINST

.209	Luebke,C	SD
.236	Beachy,B	ATL
.237	Worley,V	PHI
.237	Collmenter,J	ARI
.243	Estrada,M	MIL
.248	Gee,D	NY
.252	Rodriguez,A	HOU
.285	Lyles,J	HOU
.285	Minor,M	ATL

# FINAL SPRING TRAINING STATISTICS

## BATTING

NAME	BA	SLG	OBP	G	AB	R	H	TB	2B	3B	HR	RBI	SH	SF	HBP	BB	IBB	SO	SB	CS	GDP	E
Aliotti	.333	.333	.333	5	3	0	1	1	0	0	0	1	0	0	0	0	0	1	0	0	0	0
Barfield	.000	.000	.000	1	1	0	0	0	0	0	0	0	0	0	0	0	0	0	0	0	0	1
Barton	.326	.522	.392	16	46	6	15	24	3	0	2	8	0	0	0	5	0	9	0	0	2	3
Cardenas	.091	.091	.091	6	11	0	1	1	0	0	0	0	0	0	0	0	0	2	0	0	0	0
Carson	.275	.431	.339	26	51	9	14	22	5	0	1	6	0	0	0	5	0	9	1	0	3	0
Carter	.250	.477	.411	19	44	9	11	21	2	1	2	9	0	0	0	12	0	10	0	1	0	3
Choice	.292	.333	.414	15	24	8	7	8	1	0	0	1	0	0	0	5	0	8	0	1	2	2
Christian	.000	.000	.000	1	2	0	0	0	0	0	0	0	0	0	0	0	0	1	0	0	0	0
Coleman	1.000	2.000	1.000	2	1	1	1	2	1	0	0	1	0	0	0	0	0	0	0	0	0	0
Crisp	.379	.690	.446	20	58	14	22	40	5	2	3	11	0	0	0	7	0	7	2	0	1	0
Crumbliss	---	---	---	2	0	0	0	0	0	0	0	0	0	0	0	0	0	0	0	0	0	0
DeJesus	.241	.315	.317	18	54	8	13	17	1	0	1	4	0	0	1	5	0	12	0	0	0	2
Dixon	.333	.333	.500	3	3	3	1	1	0	0	0	2	0	0	0	1	0	0	0	0	0	0
Donaldson	.273	.394	.351	21	33	8	9	13	1	0	1	6	0	0	1	3	0	1	0	0	0	1
Ellis	.213	.230	.279	21	61	6	13	14	1	0	0	7	0	1	0	6	0	9	0	0	1	1
Green	.211	.211	.286	13	19	1	4	4	0	0	0	2	0	0	0	2	0	7	0	0	0	1
Heether	.000	.000	.000	2	1	1	0	0	0	0	0	0	0	0	0	0	0	1	0	0	0	0
Horton	.182	.182	.250	14	11	2	2	2	0	0	0	1	0	0	0	1	0	2	0	0	0	0
Jackson	.176	.235	.233	24	68	3	12	16	4	0	0	6	0	0	0	5	0	14	2	0	2	1
Johnson	.000	.000	.000	1	2	0	0	0	0	0	0	0	0	0	0	0	0	1	0	0	0	0
Johnston	.000	.000	.000	1	1	0	0	0	0	0	0	0	0	0	0	0	0	1	0	0	0	0
Kouzmanoff	.413	.571	.449	22	63	8	26	36	4	0	2	12	0	1	0	5	0	9	1	0	1	3
LaRoche	.333	.583	.388	29	60	8	20	35	3	0	4	13	0	1	1	5	0	5	0	2	3	1
LeVier	---	---	---	1	0	0	0	0	0	0	0	0	0	0	0	0	0	0	0	0	0	0
Matsui	.169	.215	.270	22	65	6	11	14	0	0	1	2	0	0	0	9	0	10	0	0	6	0
Miller	.222	.296	.436	26	27	7	6	8	0	1	0	7	0	1	2	9	0	12	6	0	0	1
Mitchell	.000	.000	.333	7	4	3	0	0	0	0	0	0	0	0	0	2	0	1	1	1	1	0
Parker	.000	.000	.000	1	1	0	0	0	0	0	0	0	0	0	0	0	0	0	0	0	0	0
Pennington	.224	.327	.235	17	49	3	11	16	2	0	1	8	0	1	0	1	0	14	0	0	2	4
Peterson	1.000	1.000	1.000	3	1	1	1	1	0	0	0	1	0	0	0	0	0	0	0	1	0	0
Powell	.237	.421	.310	20	38	6	9	16	1	0	2	4	0	0	0	4	0	7	0	0	1	0
Recker	.263	.474	.300	15	19	5	5	9	1	0	1	2	0	0	0	1	0	3	0	0	0	0
Sogard	.209	.302	.205	20	43	6	9	13	2	1	0	4	0	1	0	0	0	4	0	0	1	3
Spina	.000	.000	.000	1	1	0	0	0	0	0	0	0	0	0	0	0	0	0	0	0	0	0
Stassi	.000	.000	.250	5	3	0	0	0	0	0	0	0	0	0	0	1	0	0	0	0	1	0
Sulentic	.000	.000	.000	1	1	0	0	0	0	0	0	0	0	0	0	0	0	0	0	0	0	0
Suzuki	.255	.451	.367	19	51	7	13	23	4	0	2	12	0	0	0	9	0	10	0	0	0	0
Sweeney	.395	.553	.439	13	38	6	15	21	3	0	1	5	0	0	0	3	0	5	1	0	1	0
Taylor	.175	.350	.195	18	40	5	7	14	1	0	2	6	0	0	0	1	0	11	0	0	2	0
Timmons	.214	.214	.377	28	42	7	9	9	0	0	0	2	0	0	3	8	0	7	1	0	1	1
Tolleson	.154	.192	.353	16	26	3	4	5	1	0	0	0	0	0	0	8	0	3	1	0	0	2
Weeks	.435	.565	.500	18	23	6	10	13	3	0	0	3	0	0	0	3	0	2	2	0	1	1
Whitaker	1.000	2.000	1.000	1	1	1	1	2	1	0	0	1	0	0	0	0	0	0	0	0	0	1
Willingham	.217	.300	.324	22	60	4	13	18	2	0	1	9	0	1	4	6	0	17	0	0	3	2
<b>TEAM</b>	<b>.256</b>	<b>.379</b>	<b>.336</b>	<b>34</b>	<b>1157</b>	<b>171</b>	<b>296</b>	<b>439</b>	<b>52</b>	<b>5</b>	<b>27</b>	<b>156</b>	<b>0</b>	<b>7</b>	<b>12</b>	<b>132</b>	<b>0</b>	<b>222</b>	<b>18</b>	<b>6</b>	<b>36</b>	<b>37</b>
<b>OPPONENTS</b>	<b>.292</b>	<b>.455</b>	<b>.348</b>	<b>34</b>	<b>1197</b>	<b>196</b>	<b>349</b>	<b>545</b>	<b>73</b>	<b>9</b>	<b>35</b>	<b>181</b>	<b>8</b>	<b>11</b>	<b>13</b>	<b>97</b>	<b>1</b>	<b>215</b>	<b>21</b>	<b>18</b>	<b>20</b>	<b>25</b>

PITCHING

NAME	W	L	ERA	G	GS	CG	SHO	SV	INN	H	R	ER	HR	SH	SF	BFP	BB	IBB	SO	WP	BK	BA
Anderson	2	3	5.00	6	5	0	0	0	27.0	25	16	15	6	1	0	1	6	0	25	1	2	.238
Bailey	0	0	0.00	2	0	0	0	0	1.1	1	2	0	0	0	0	0	0	0	2	0	0	.167
Balfour	1	0	6.97	11	0	0	0	0	10.1	14	9	8	1	1	0	0	2	0	8	0	0	.326
Banwart	0	1	27.00	1	0	0	0	0	1.0	4	3	3	0	0	0	0	0	0	0	0	0	.571
Bateman	0	0	5.40	6	0	0	0	0	5.0	7	4	3	2	0	0	0	2	0	4	0	0	.333
Blevins	0	0	7.30	12	0	0	0	0	12.1	17	10	10	3	0	1	0	3	0	6	0	0	.333
Braden	0	3	5.24	6	6	0	0	0	22.1	34	18	13	1	1	0	2	6	0	14	0	0	.337
Breslow	0	0	11.25	5	0	0	0	0	4.0	9	6	5	0	1	1	0	2	0	2	0	0	.500
Cabrera	0	1	4.32	6	0	0	0	0	8.1	8	4	4	2	0	0	0	2	0	9	0	0	.250
Cahill	2	1	4.50	6	6	0	0	0	24.0	27	13	12	1	0	0	0	5	0	17	2	0	.278
Chulk	0	1	10.13	3	0	0	0	0	2.2	4	3	3	1	0	0	0	1	0	2	0	0	.333
Cramer	0	2	7.16	8	3	0	0	0	16.1	20	13	13	4	0	1	0	4	0	6	0	0	.299
DeHoyos	1	0	1.59	7	0	0	0	0	5.2	4	1	1	0	0	0	0	5	0	3	2	0	.200
De Los Santos	0	0	7.36	4	0	0	0	0	3.2	8	4	3	0	0	0	1	2	0	4	1	0	.421
Devine	1	0	6.23	5	0	0	0	0	4.1	1	3	3	0	1	1	1	8	0	2	0	0	.071
Eyre	0	0	9.72	7	0	0	0	0	8.1	10	9	9	1	2	1	1	4	0	7	1	0	.323
Farquhar	0	1	9.82	4	0	0	0	0	3.2	6	4	4	0	0	2	0	2	0	0	2	0	.400
Fuentes	1	1	5.19	10	0	0	0	1	8.2	12	5	5	0	0	0	1	2	0	7	0	0	.324
Gonzalez	1	2	2.30	6	6	0	0	0	27.1	16	7	7	2	0	0	0	11	0	29	3	0	.170
Hernandez	0	0	0.00	1	0	0	0	0	1.0	1	0	0	0	0	0	0	0	0	1	0	0	.250
Hunton	0	0	27.00	1	0	0	0	0	0.2	3	2	2	2	0	0	0	0	0	1	0	0	.600
Magnuson	0	0	6.14	7	0	0	0	1	7.1	9	5	5	3	0	0	0	2	0	3	0	0	.310
Marti	0	0	7.04	5	0	0	0	0	7.2	8	6	6	0	0	0	0	1	0	9	0	0	.267
McCarthy	1	1	4.50	6	3	0	0	0	26.0	29	14	13	1	0	2	1	1	0	20	3	0	.274
Moscoso	0	2	6.75	5	2	0	0	0	10.2	13	10	8	1	0	0	1	6	0	6	0	0	.283
Outman	0	1	9.82	5	1	0	0	0	11.0	23	12	12	2	0	1	0	7	0	5	1	0	.442
Ross	1	0	0.59	5	2	0	0	0	15.1	14	1	1	0	0	0	0	4	0	10	0	0	.241
Wagner	0	1	4.50	2	0	0	0	0	2.0	2	1	1	0	0	1	0	1	0	0	1	0	.333
Wuertz	0	0	7.50	6	0	0	0	0	6.0	9	9	5	1	0	0	1	4	0	6	0	0	.310
Ziegler	1	0	1.64	12	0	0	0	1	11.0	11	2	2	1	1	0	3	4	1	7	0	0	.262
<b>TEAM</b>	<b>12</b>	<b>21</b>	<b>5.37</b>	<b>34</b>	<b>34</b>	<b>0</b>	<b>1</b>	<b>3</b>	<b>295.0</b>	<b>349</b>	<b>196</b>	<b>176</b>	<b>35</b>	<b>8</b>	<b>11</b>	<b>13</b>	<b>97</b>	<b>1</b>	<b>215</b>	<b>17</b>	<b>2</b>	<b>.292</b>
<b>OPPONENTS</b>	<b>21</b>	<b>12</b>	<b>4.77</b>	<b>34</b>	<b>34</b>	<b>0</b>	<b>0</b>	<b>12</b>	<b>298.1</b>	<b>296</b>	<b>171</b>	<b>158</b>	<b>27</b>	<b>0</b>	<b>7</b>	<b>12</b>	<b>132</b>	<b>0</b>	<b>222</b>	<b>11</b>	<b>1</b>	<b>.256</b>

# SPRING TRAINING RESULTS

DATE	OPPONENT	SCORE	RECORD	WINNER	LOSER	ATTEND.	HOME CUM.
Feb. 27	at Chicago (NL)	W, 15-7	1-0	Devine	Garza	6,892	
Feb. 28	at Los Angeles (AL)	L, 7-8	1-1	Pineiro	Braden	2,822	
March 1	Cincinnati	L, 6-7	1-2	Smith	Anderson	1,631	1,631
March 2	Cleveland	W, 4-3	2-2	DeHoyos	Mathis	2,325	3,956
March 3	at Milwaukee	L, 9-11	2-3	Rivas	Chulk	2,488	
March 4	Texas	L, 3-6	2-4	Wilson	Braden	4,448	8,404
March 5	San Francisco	W, 6-0	3-4	Anderson	Bumgarner	8,330	16,734
March 6	Milwaukee	W, 5-4	4-4	Balfour	Butler	2,963	19,697
	at San Diego	L, 6-7	4-5	Perdomo	Farquhar	6,061	
March 7	Seattle	L, 4-6	4-6	Hernandez	Moscoso	3,404	23,101
March 8	San Diego	W, 6-2	5-6	Ziegler	Poreda	2,557	25,658
March 9	at Texas	L, 2-9	5-7	Holland	Braden	4,066	
March 10	Kansas City	T, 4-4	5-7-1	--	--	2,586	28,244
March 11	Los Angeles (NL)	W, 9-2	6-7-1	Gonzalez	Billingsley	4,898	33,142
	at Milwaukee	L, 3-4	6-8-1	Segovia	Outman	3,801	
March 12	at Seattle	L, 2-10	6-9-1	Beavan	Moscoso	7,040	
March 13	Colorado	W, 9-4	7-9-1	Cahill	Nicasio	6,122	39,264
March 14	at Cleveland	L, 8-9	7-10-1	Mathis	Wagner	2,850	
March 15	Chicago (NL)	L, 1-8	7-11-1	McNutt	Anderson	4,655	43,919
	at Kansas City	L, 3-4	7-12-1	Hardy	Cabrera	3,923	
March 16	OFF DAY						
March 17	Chicago (NL)	W, 6-5	8-12-1	Fuentes	Marshall	8,425	52,344
March 18	at Chicago (AL)	L, 1-18	8-13-1	Danks	Cramer	6,081	
March 19	Chicago (AL)	W, 8-3	9-13-1	Cahill	Peavy	8,091	60,435
March 20	Arizona	L, 2-4	9-14-1	Skaggs	Fuentes	4,662	65,097
	at San Francisco	W, 6-4	10-14-1	McCarthy	Bumgarner	11,616	
March 21	at Los Angeles (NL)	Cancelled, Rain					
March 22	at Cincinnati	W, 10-8	11-14-1	Anderson	Leake	3,540	
March 23	at Chicago (NL)	L, 1-3	11-15-1	Silva	Gonzalez	9,061	
March 24	at Arizona	W, 15-7	12-15-1	Ross	Saunders	12,307	
March 25	Los Angeles (AL)	L, 3-10	12-16-1	Palmer	McCarthy	8,540	73,637
March 26	Colorado	L, 1-4	12-17-1	Hammel	Cahill	6,508	80,145
March 27	at Colorado	L, 2-5	12-18-1	Morales	Banwart	12,179	
March 28	vs. San Francisco (at SF)	L, 3-4	12-19-1	Cain	Anderson	38,320	
March 29	vs. San Francisco (at OAK)	L, 1-4	12-20-1	Ramirez	Gonzalez	18,204	98,349
March 30	vs. San Francisco (at SF)	L, 1-2	12-21-1	Kroon	Cramer	34,331	

*Scott Hatteberg hits a pinch hit home run Sept. 4, 2002 against Kansas City to extend the A's winning streak to an American League record 20 games.*

**RECORDS**



# ATHLETICS YEAR-BY-YEAR

YEAR	POS.	W	L	PCT.	GA/GB	WILD CARD	MANAGER	HOME	ROAD
1901	4	74	62	.544	-9		Connie Mack	42-24	32-38
1902	****1	83	53	.610	+5		Connie Mack	56-17	27-36
1903	2	75	60	.556	-14½		Connie Mack	44-21	31-39
1904	5	81	70	.536	-12½		Connie Mack	47-31	34-39
1905	****1	92	56	.622	+2		Connie Mack	50-23	42-33
1906	4	78	67	.538	-12		Connie Mack	48-23	30-44
1907	2	88	57	.607	-1½		Connie Mack	50-20	38-37
1908	6	68	85	.444	-22		Connie Mack	46-30	22-55
1909	2	95	58	.621	-3½		Connie Mack	49-27	46-31
1910	****1	102	48	.680	+14½		Connie Mack	57-19	45-29
1911	****1	101	50	.669	+13½		Connie Mack	54-20	47-30
1912	3	90	62	.592	-15		Connie Mack	45-32	45-30
1913	****1	96	57	.627	+6½		Connie Mack	50-26	46-31
1914	****1	99	53	.651	+8½		Connie Mack	51-24	48-29
1915	8	43	109	.283	-58½		Connie Mack	20-55	23-54
1916	8	36	117	.235	-54½		Connie Mack	23-53	13-64
1917	8	55	98	.359	-44½		Connie Mack	29-47	26-51
1918	8	52	76	.406	-24		Connie Mack	35-32	17-44
1919	8	36	104	.257	-52		Connie Mack	21-49	15-55
1920	8	48	106	.312	-50		Connie Mack	25-50	23-56
1921	8	53	100	.346	-45		Connie Mack	28-47	25-53
1922	7	65	89	.422	-29		Connie Mack	38-39	27-50
1923	6	69	83	.454	-29		Connie Mack	34-41	35-42
1924	5	71	81	.467	-20		Connie Mack	36-39	35-42
1925	2	88	64	.579	-8½		Connie Mack	51-26	37-38
1926	3	83	67	.553	-6		Connie Mack	44-27	39-40
1927	2	91	63	.591	-19		Connie Mack	50-27	41-36
1928	2	98	55	.641	-2½		Connie Mack	52-25	46-30
1929	****1	104	46	.693	+18		Connie Mack	57-16	47-30
1930	****1	102	52	.662	+8		Connie Mack	58-18	44-34
1931	****1	107	45	.704	+13½		Connie Mack	60-15	47-30
1932	2	94	60	.610	-13		Connie Mack	51-26	43-34
1933	3	79	72	.523	-19½		Connie Mack	46-29	33-43
1934	5	68	82	.453	-31		Connie Mack	34-40	34-42
1935	8	58	91	.389	-34		Connie Mack	30-42	28-49
1936	8	53	100	.346	-49		Connie Mack	31-46	22-54
1937	7	54	97	.358	-46½		Connie Mack	27-50	27-47
1938	8	53	99	.349	-46		Connie Mack	28-47	25-52
1939	7	55	97	.362	-51½		Connie Mack	28-48	27-49
1940	8	54	100	.351	-36		Connie Mack	29-42	25-58
1941	8	64	90	.416	-37		Connie Mack	36-41	28-49
1942	8	55	99	.357	-48		Connie Mack	25-51	30-48
1943	8	49	105	.318	-49		Connie Mack	27-51	22-54
1944	5	72	82	.468	-17		Connie Mack	39-37	33-45
1945	8	52	98	.347	-34½		Connie Mack	39-35	13-63
1946	8	49	105	.318	-55		Connie Mack	31-46	18-59
1947	5	78	76	.506	-19		Connie Mack	39-38	39-38
1948	4	84	70	.545	-12½		Connie Mack	36-41	48-29
1949	5	81	73	.526	-16		Connie Mack	52-25	29-48
1950	8	52	102	.338	-46		Connie Mack	29-48	23-54
1951	6	70	84	.455	-28		Jimmie Dykes	38-41	32-43
1952	4	79	75	.513	-16		Jimmie Dykes	45-32	34-43
1953	7	59	95	.383	-41½		Jimmie Dykes	27-50	32-45
1954	8	51	103	.331	-60		Eddie Joost	29-47	22-56
<b>Philadelphia Totals</b>		<b>3886</b>	<b>4248</b>	<b>.478</b>				<b>2146-1896</b>	<b>1740-2352</b>
1955	6	63	91	.409	-33		Lou Boudreau	33-43	30-48
1956	8	52	102	.338	-45		Lou Boudreau	22-55	30-47
1957	7	59	94	.386	-38½		Boudreau (36-67)/Craft (23-27)	37-40	22-54
1958	7	73	81	.474	-19		Harry Craft	43-34	30-47
1959	7	66	88	.429	-28		Harry Craft	37-40	29-48
1960	8	58	96	.377	-39		Bob Elliot	34-43	24-53

YEAR	POS.	W	L	PCT.	GA/GB	WILD CARD	MANAGER	HOME	ROAD
1961	9t	61	100	.379	-47½		Joe Gordon (26-33)/Bauer (35-67)	33-47	28-53
1962	9	72	90	.444	-24		Hank Bauer	39-42	33-48
1963	8	73	89	.451	-31½		Ed Lopat	36-45	37-44
1964	10	57	105	.352	-42		Lopat (17-35)/Mel McGaha (40-70)	26-55	31-50
1965	10	59	103	.364	-43		McGaha (5-21)/Haywood Sullivan (54-82)	33-48	26-55
1966	7	74	86	.463	-23		Alvin Dark	42-39	32-47
1967	10	62	99	.385	-29½		Dark (52-69)/Luke Appling (10-30)	37-44	25-55
<b>Kansas City Totals</b>		<b>829</b>	<b>1224</b>	<b>.404</b>				<b>452-575</b>	<b>377-649</b>
1968	6	82	80	.506	-21		Bob Kennedy	44-38	38-42
1969	2	88	74	.543	-9		Hank Bauer (80-69)/McNamara (8-5)	49-32	39-42
1970	2	89	73	.549	-9		John McNamara	49-32	40-41
1971	**1	101	60	.627	+16		Dick Williams	46-35	55-25
1972	****1	93	62	.600	+5½		Dick Williams	48-29	45-33
1973	****1	94	68	.580	+6		Dick Williams	50-31	44-37
1974	****1	90	72	.556	+5		Alvin Dark	49-32	41-40
1975	**1	98	64	.605	+7		Alvin Dark	54-27	44-37
1976	2	87	74	.540	-2½		Chuck Tanner	51-30	36-44
1977	7	63	98	.391	-38½		Jack McKeon (26-27)/Winkles (37-71)	35-46	28-52
1978	6	69	93	.426	-23		Bobby Winkles (24-15)/McKeon (45-78)	38-42	31-51
1979	7	54	108	.333	-34		Jim Marshall	31-50	23-58
1980	2	83	79	.512	-14		Billy Martin	46-35	37-44
1981	**1	64	45	.587	+5		Billy Martin	35-21	29-24
1982	5	68	94	.420	-25		Billy Martin	36-45	32-49
1983	4	74	88	.457	-25		Steve Boros	42-39	32-49
1984	4	77	85	.475	-7		Boros (20-24)/Moore (57-61)	44-37	33-48
1985	4	77	85	.475	-14		Jackie Moore	43-36	34-49
1986	3t	76	86	.469	-16		Moore (29-44)/Jeff Newman (2-8)/ Tony La Russa (45-34)	47-36	29-50
1987	3	81	81	.500	-4		Tony La Russa	42-39	39-42
1988	****1	104	58	.642	+13		Tony La Russa	54-27	50-31
1989	****1	99	63	.611	+7		Tony La Russa	54-27	45-36
1990	****1	103	59	.636	+9		Tony La Russa	51-30	52-29
1991	4	84	78	.519	-11		Tony La Russa	47-34	37-44
1992	**1	96	66	.593	+6		Tony La Russa	51-30	45-36
1993	7	68	94	.420	-26		Tony La Russa	38-43	30-51
1994	2	51	63	.447	-1		Tony La Russa	24-32	27-31
1995	4	67	77	.465	-11½	7th (-12)	Tony La Russa	38-34	29-43
1996	3	78	84	.481	-12	t6th (-10)	Art Howe	40-41¹	38-43
1997	4	65	97	.401	-25	11th (-31)	Art Howe	35-46	30-51
1998	4	74	88	.457	-14	7th (-18)	Art Howe	39-42	35-46
1999	2	87	75	.537	-8	2nd (-7)	Art Howe	52-29	35-46
2000	**1	91	70	.565	+½	n/a	Art Howe	47-34	44-36
2001	*2	102	60	.630	-14	1st (+17)	Art Howe	53-28	49-32
2002	**1	103	59	.636	+4	n/a	Art Howe	54-27	49-32
2003	**1	96	66	.593	+3	n/a	Ken Macha	57-24	39-42
2004	2	91	71	.562	-1	2nd (-7)	Ken Macha	52-29	39-42
2005	2	88	74	.543	-7	3rd (-7)	Ken Macha	45-36	43-38
2006	**1	93	69	.574	+4	n/a	Ken Macha	49-32	44-37
2007	3	76	86	.469	-18	6th (-18)	Bob Geren	40-41	36-45
2008	3	75	86	.466	-24½	7th (-19½)	Bob Geren	43-38²	32-48
2009	4	75	87	.463	-22	t7th (-20)	Bob Geren	40-41	35-46
2010	2	81	81	.500	-9	t5 (-14)	Bob Geren	47-34	34-47
2011	3	74	88	.457	-22	7 (-17)	Geren (27-36)/Bob Melvin (47-52)	43-38	31-50
<b>Oakland Totals</b>		<b>3629</b>	<b>3368</b>	<b>.519</b>				<b>1972-1529</b>	<b>1657-1839</b>
<b>Athletics Totals</b>		<b>8344</b>	<b>8840</b>	<b>.486</b>				<b>4570-4000</b>	<b>3774-4840</b>

\* American League Wild Card Champions (1 time)

\*\* American League Western Division Champions (14 times)

\*\*\* American League Champions (15 times: Oakland 6 times, Philadelphia 9 times)

\*\*\*\* World Champions (9 times: Oakland 4 times, Philadelphia 5 times)

¹ includes 2-4 record at Las Vegas

² includes 1-1 record at Tokyo



# ATHLETICS VS. THE AMERICAN LEAGUE

YEAR	BAL	BOS	CAL	CHI	CLE	DET	MIL	MIN	NY	STL	WAS	TOTAL
1901	8-12	10-10		8-12	14-6	9-7	14-6				11-9	74-62
1902	13-6	11-9		10-10	12-8	16-4				9-10	12-6	83-53
1903		6-13		14-6	11-9	9-11			8-10	11-8	16-3	75-60
1904		9-13		14-8	10-11	12-10			9-12	11-10	16-6	81-70
1905		15-7		12-9	15-7	13-9			11-8	15-7	11-9	92-56
1906		14-8		9-12	10-12	13-6			8-13	9-11	15-5	78-67
1907		14-8		12-10	14-8	8-11			9-10	14-6	17-4	88-57
1908		12-10		9-13	6-16	8-14			14-8	8-13	11-11	68-85
1909		11-10		10-12	13-9	14-8			14-8	14-8	19-3	95-58
1910		18-4		14-8	14-7	13-9			12-9	17-5	14-6	102-48
1911		13-9		11-9	17-5	10-12			15-6	20-2	15-7	101-50
1912		7-15		10-12	14-8	13-9			17-5	16-6	13-7	90-62
1913		11-11		11-11	13-9	15-7			17-5	15-6	14-8	96-57
1914		9-12		17-5	19-3	12-9			14-8	15-7	13-9	99-53
1915		5-17		3-19	7-15	5-17			9-11	6-16	8-14	43-109
1916		6-16		4-18	4-18	4-18			7-15	5-17	6-15	36-117
1917		3-18		7-15	6-16	10-12			7-15	11-11	11-11	55-98
1918		6-13		10-11	7-13	11-9			4-8	8-10	6-12	52-76
1919		6-14		3-17	4-16	6-14			2-18	7-13	8-12	36-104
1920		9-13		6-16	6-16	10-12			3-19	8-14	6-16	48-106
1921		10-12		8-14	7-15	7-14			5-17	5-17	11-11	53-100
1922		12-10		10-12	11-11	6-16			5-17	9-13	12-10	65-89
1923		7-13		12-10	10-12	10-12			6-16	9-13	15-7	69-83
1924		10-12		11-11	11-11	11-11			8-12	13-9	7-15	71-81
1925		17-5		14-8	11-11	14-8			13-9	12-10	7-13	88-64
1926		14-8		15-6	8-14	11-11			13-9	15-7	7-12	83-67
1927		16-6		14-8	12-10	13-9			8-14	16-6	12-10	91-63
1928		18-3		16-6	16-6	14-8			6-16	16-6	12-10	98-55
1929		18-4		13-9	14-7	18-4			14-8	11-10	16-4	104-46
1930		18-4		16-6	15-7	15-7			12-10	16-6	10-12	102-52
1931		16-4		19-3	18-4	18-4			11-11	14-8	11-11	107-45
1932		18-4		15-7	12-10	15-7			8-14	16-6	10-12	94-60
1933		8-14		10-12	16-6	11-11			9-12	14-6	11-11	79-72
1934		9-12		13-9	9-13	10-12			7-15	9-12	11-9	68-82
1935		6-16		10-12	10-12	5-14			6-14	11-11	10-12	58-91
1936		9-13		7-15	9-13	5-17			6-16	11-10	6-16	53-100
1937		3-17		7-15	9-13	8-14			8-14	11-11	8-13	54-97
1938		8-14		10-12	4-18	8-14			5-16	12-9	6-16	53-99
1939		4-18		11-11	4-18	11-11			4-18	13-9	8-12	55-97
1940		4-18		6-16	8-14	11-11			9-13	8-14	8-14	54-100
1941		6-16		12-10	7-15	9-13			8-14	11-11	11-11	64-90
1942		8-14		10-12	6-16	9-13			6-16	6-16	10-12	55-99
1943		11-11		4-18	6-16	9-13			6-16	8-14	5-17	49-105
1944		11-11		13-9	10-12	11-11			9-13	9-13	9-13	72-82
1945		8-14		10-12	6-12	7-15			6-16	10-12	5-17	52-98
1946		5-17		10-12	7-15	5-17			6-16	10-12	6-16	49-105
1947		12-10		11-11	11-11	11-11			9-13	13-9	11-11	78-76
1948		10-12		16-6	6-16	10-12			10-12	18-4	14-8	84-70
1949		8-14		16-6	13-9	8-14			8-14	12-10	16-6	81-73
1950		3-19		11-11	5-17	5-17			7-15	8-14	13-9	52-102
1951		7-15		13-9	6-16	9-13			9-13	14-8	12-10	70-84
1952		10-12		11-11	9-13	17-5			9-13	14-8	9-13	79-75
1953		7-15		12-10	3-19	11-11			5-17	13-9	8-14	59-95
1954	12-10	7-15		5-17	4-18	9-13			4-18		10-12	51-103
1955	12-10	8-14		8-14	5-17	10-12			7-15		13-9	63-91
1956	7-15	10-12		8-14	5-17	6-16			4-18		12-10	52-102
1957	5-16	6-16		8-14	11-11	14-8			3-19		12-10	59-94
1958	10-12	10-12		10-12	12-10	10-12			9-13		12-10	73-81
1959	14-8	11-11		10-12	7-15	7-15			5-17		12-10	66-88
1960	9-13	9-13		7-15	7-15	12-10			7-15		7-15	58-96

YEAR	BAL	BOS	CHI	CLE	DET	KC	LAA	MIL	MIN	NYG	SEA	TB	TEX	TOR	TOTAL
1961	5-13	8-10	4-14	9-8	6-12		9-9		7-11	4-14			9-9		61-100
1962	8-10	8-10	9-9	7-11	6-12		6-12		8-10	5-13			15-3		72-90
1963	9-9	11-7	6-12	7-11	5-13		10-8		9-9	6-12			10-8		73-89
1964	5-13	6-12	2-16	8-10	7-11		6-12		9-9	6-12			8-10		57-105
1965	7-11	7-11	5-13	9-9	5-13		5-13		8-10	7-11			6-12		59-103
1966	5-11	9-9	5-13	12-6	12-6		9-9		8-10	5-13			9-9		74-86
1967	8-10	6-12	10-8	7-11	6-12		4-14		8-10	7-11			6-11		62-99
1968	9-9	10-8	8-10	12-6	5-13		13-5		10-8	8-10			7-11		82-80
1969	4-8	8-4	10-8	7-5	5-7	10-8	12-6	13-5	5-13	6-6			8-4		88-74
1970	5-7	5-7	16-2	5-7	6-6	11-7	10-8	10-8	5-13	6-6			10-2		89-73
1971	4-7	9-3	7-11	8-4	8-4	13-5	11-7	15-3	10-8	7-5			9-3		101-60
1972	6-6	3-9	8-7	10-2	8-4	11-7	10-8	8-4	9-8	9-3			11-4		93-62
1973	7-5	8-4	12-6	9-3	5-7	10-8	12-6	8-4	4-14	8-4			11-7		94-68
1974	6-6	4-8	11-7	7-5	7-5	10-8	12-6	7-5	13-5	5-7			8-10		90-72
1975	8-4	6-6	9-9	10-2	6-6	11-7	11-7	7-5	12-6	6-6			12-6		98-64
1976	8-4	8-4	9-8	8-4	6-6	9-9	12-6	7-5	7-11	6-6			7-11		87-74
1977	2-8	3-8	5-10	3-7	5-5	6-9	10-5	5-5	6-8	2-9	7-8		2-13	7-3	63-98
1978	0-11	5-5	8-7	6-4	4-6	5-10	6-9	1-9	6-9	2-8	13-2		6-9	7-4	69-93
1979	4-8	3-9	4-9	4-8	5-7	4-9	3-10	6-6	4-9	3-9	8-5		2-11	4-8	54-108
1980	5-7	3-9	7-6	6-6	6-6	7-6	10-3	5-7	7-6	4-8	8-5		7-6	8-4	83-79
1981	5-7	5-7	6-7	2-3	2-1	3-3	8-2	2-4	8-2	3-4	6-1		4-2	10-2	64-45
1982	5-7	4-8	4-9	8-4	3-9	6-7	4-9	5-7	10-3	5-7	6-7		5-8	3-9	68-94
1983	4-8	4-8	5-8	5-7	6-6	6-7	8-5	6-6	9-4	4-8	9-4		2-11	6-6	74-88
1984	6-6	5-7	7-6	5-7	3-9	8-5	6-7	8-4	5-8	4-8	8-5		8-5	4-8	77-85
1985	5-7	4-8	5-8	9-3	4-8	5-8	7-6	9-3	5-8	5-7	8-5		6-7	5-7	77-85
1986	7-5	5-7	6-7	2-10	6-6	5-8	3-10	7-5	7-6	7-5	10-3		3-10	8-4	76-86
1987	5-7	8-4	4-9	8-4	7-5	8-5	7-6	6-6	3-10	7-5	5-8		6-7	7-5	81-81
1988	8-4	9-3	8-5	8-4	8-4	5-8	9-4	9-3	8-5	6-6	9-4		8-5	9-3	104-58
1989	7-5	5-7	8-5	10-2	8-4	6-7	8-5	7-5	7-6	9-3	9-4		8-5	7-5	99-63
1990	8-4	8-4	5-8	8-4	6-6	9-4	9-4	7-5	7-6	12-0	9-4		8-5	7-5	103-59
1991	9-3	4-8	6-7	7-5	8-4	7-6	12-1	4-8	5-8	6-6	6-7		4-9	6-6	84-78
1992	6-6	7-5	8-5	6-6	6-6	9-4	8-5	5-7	8-5	6-6	12-1		9-4	6-6	96-66
1993	2-10	3-9	6-7	4-8	4-8	7-6	7-6	5-7	5-8	6-6	9-4		5-8	5-7	68-94
1994	5-7	3-9	3-6	0-6	4-5	3-7	6-3	1-4	5-2	5-7	4-3		7-3	5-1	51-63
1995	7-5	4-8	5-7	0-7	3-2	8-5	7-6	2-7	7-5	9-4	7-6		5-8	3-7	67-77
1996	4-9	5-8	7-5	6-6	8-4	7-5	7-6	5-7	7-6	3-9	8-5		7-6	4-8	78-84
1997	3-8	4-7	3-8	4-7	4-7	8-3	1-11	6-5	4-7	5-6	5-7		5-7	6-5	58-88
1998	3-8	2-9	7-4	8-3	4-7	4-7	7-5		7-4	3-8	5-7	5-6	6-6	5-6	66-80
1999	7-5	6-4	7-3	2-10	6-4	6-6	4-8		5-7	4-6	6-6	9-1	5-7	8-2	75-69
2000	8-4	5-5	3-6	6-6	4-6	8-4	8-5		7-5	3-6	9-4	7-2	5-7	7-3	80-63
2001	7-2	5-4	8-1	3-4	6-1	6-3	14-6		4-5	6-3	9-10	7-2	9-10	6-3	90-54
2002	5-4	3-6	7-2	5-2	6-1	8-1	11-9		6-3	4-5	8-11	8-1	13-6	3-6	87-57
2003	7-2	4-3	5-4	6-3	6-3	7-2	12-8		1-8	6-3	7-12	6-3	15-4	5-2	87-57
2004	7-0	1-8	7-2	3-6	5-4	7-2	9-10		5-2	2-7	11-8	7-2	11-9	6-3	81-63
2005	6-4	4-6	7-2	3-6	5-1	4-2	9-10		6-4	2-7	12-6	4-5	11-8	5-5	78-66
2006	4-2	7-3	3-3	6-3	4-5	5-4	8-11		4-6	6-3	17-2	6-3	9-10	6-4	85-59
2007	4-4	4-4	5-4	4-6	6-4	4-6	10-9		2-5	4-2	5-14	4-6	9-10	5-4	66-78
2008	5-0	4-6	4-5	4-5	6-3	3-6	9-10		5-5	1-5	10-9	3-6	7-12	4-6	65-78
2009	5-1	5-5	5-4	5-2	4-5	6-2	7-12		6-4	2-7	5-14	6-4	11-8	3-6	70-74
2010	7-3	5-4	5-4	6-3	3-3	6-3	8-11		3-6	1-9	13-6	4-5	9-10	3-4	73-71
2011	5-4	2-6	4-6	2-5	5-5	5-4	11-8		4-4	3-6	9-10	5-2	6-13	5-5	66-78
<b>Totals</b>		<b>861-1055</b>	<b>885-1013</b>	<b>296-243</b>		<b>425-381</b>		<b>977-990</b>	<b>762-1127</b>	<b>81-48</b>		<b>198-172</b>		<b>8200-8718</b>	
	<b>980-921</b>		<b>964-1022</b>		<b>904-981</b>		<b>425-381</b>		<b>977-990</b>	<b>292-217</b>		<b>389-389</b>		<b>8200-8718</b>	

**Note:** Baltimore record also includes Milwaukee Brewers (1901) and St. Louis Browns (1902-53). Minnesota record includes Washington Senators (1901-60). New York record includes Baltimore Orioles (1901-02). Milwaukee record includes Seattle Pilots (1969). Texas record includes Washington Senators (1961-71).

### 10 OR MORE RUNS IN AN INNING IN OAKLAND HISTORY

Runs	Opponent	Inning	Date	Runs	Opponent	Inning	Date
13	California	B-1	July 5, 1996	10	Seattle	B-3	June 23, 1992
10	Milwaukee	B-4	May 9, 1972	10	at Kansas City	T-3	June 18, 2000
10	at New York	T-5	August 29, 1989				

# ATHLETICS VS. THE NATIONAL LEAGUE

YEAR	ARI	ATL	CHI	CIN	COL	HOU	LA	MIA	MIL	NYM	PHI	PIT	STL	SD	SF	WAS	TOTAL
1997					1-3		1-3							3-1	2-2		7-9
1998	2-1				1-2		1-2							2-1	2-2		8-8
1999	2-1				3-0		3-0							1-2	3-3		12-6
2000	2-1				1-2		2-1							3-0	3-3		11-7
2001	3-0				3-0		2-1							2-1	2-4		12-6
2002				3-0		3-0			3-0			3-0			4-2		16-2
2003		1-2						1-2			1-2				3-3	3-0	9-9
2004			1-2	3-0								3-0	0-3		3-3		10-8
2005		2-1								2-1	2-1				4-2	0-3	10-8
2006	0-3				1-2		3-0							1-2	3-3		8-10
2007				2-1		2-1				0-3			1-2		5-1		10-8
2008	1-2	1-2						2-1			2-1				4-2		10-8
2009	1-2				0-3		1-2							2-1	1-5		5-13
2010			1-2	0-3								3-0	1-2		3-3		8-10
2011	2-1							1-2		1-2	1-2				3-3		8-10
<b>Totals</b>	<b>13-11</b>	<b>4-5</b>	<b>2-4</b>	<b>8-4</b>	<b>10-12</b>	<b>5-1</b>	<b>13-9</b>	<b>4-5</b>	<b>189-159</b>	<b>3-6</b>	<b>6-6</b>	<b>9-0</b>	<b>2-7</b>	<b>14-8</b>	<b>45-41</b>	<b>3-3</b>	<b>144-122</b>

Note: Washington record also includes Montreal Expos (2003). Milwaukee total includes 186-159 record while in the AL.

# ATHLETICS IN DIVISIONAL PLAY

YEAR	A.L. WEST			A.L. CENTRAL			A.L. EAST			NATIONAL LEAGUE		
	HOME	ROAD	TOTAL	HOME	ROAD	TOTAL	HOME	ROAD	TOTAL	HOME	ROAD	TOTAL
1969	26-19	24-21	50-40				23-13	15-21	38-34			
1970	27-18	25-20	52-38				22-14	15-21	37-35			
1971	24-21	32-13	56-34				22-14	23-12	45-26			
1972	28-13	21-21	49-34				20-16	24-12	44-28			
1973	26-19	23-22	49-41				24-12	21-15	45-27			
1974	31-14	23-22	54-36				18-18	18-18	36-36			
1975	32-13	23-22	55-35				22-14	21-15	43-29			
1976	27-18	17-27	44-45				24-12	19-17	43-29			
1977	23-22	13-31	36-53				12-24	15-21	27-45			
1978	23-21	21-25	44-46				15-21	10-26	25-47			
1979	15-24	10-29	25-53				16-26	13-29	29-55			
1980	25-14	21-18	46-32				21-21	16-26	37-47			
1981	15-11	20-6	35-17				20-10	9-18	29-28			
1982	19-20	16-23	35-43				17-25	16-26	33-51			
1983	22-17	17-22	39-39				20-22	15-27	35-49			
1984	25-14	17-22	42-36				19-23	16-26	35-49			
1985	21-16	15-26	36-42				22-20	19-23	41-43			
1986	18-20	15-24	33-44				29-16	14-26	43-42			
1987	17-22	16-23	33-45				25-17	23-19	48-36			
1988	24-15	23-16	47-31				30-12	27-15	57-27			
1989	25-14	21-18	46-32				29-13	24-18	53-31			
1990	22-17	25-14	47-31				29-13	27-15	56-28			
1991	25-14	15-24	40-38				22-20	22-20	44-40			
1992	29-10	25-14	54-24				22-20	20-22	42-42			
1993	20-19	19-20	39-39				18-24	11-31	29-55			
1994	8-5	9-4	17-9	5-14	7-11	12-25	11-13	11-16	22-29			
1995	13-7	6-13	19-20	11-15	11-16	22-31	14-12	12-14	26-26			
1996	11-9	11-8	22-17	18-12	14-17	32-29	11-20	13-18	24-38			
1997	5-13	6-12	11-25	13-14	12-16	25-30	13-15	9-18	22-33	4-4	3-5	7-9
1998	9-9	9-9	18-18	16-12	14-13	30-25	10-17	8-20	18-37	4-4	4-4	8-8
1999	11-7	4-14	15-21	16-10	10-20	26-30	17-11	17-7	34-18	8-1	4-5	12-6
2000	13-6	9-10	22-16	13-17	15-10	28-27	14-9	16-11	30-20	7-2	4-5	11-7
2001	16-13	16-13	32-26	9-7	18-7	27-14	21-6	10-8	31-14	7-2	5-4	12-6
2002	19-10	13-16	32-26	19-6	13-3	32-9	8-10	15-12	23-22	8-1	8-1	16-2
2003	20-9	14-15	34-24	12-6	13-14	25-20	19-6	9-7	28-13	6-3	3-6	9-9
2004	17-12	14-15	31-27	16-8	11-8	27-16	12-7	11-13	23-20	7-2	3-6	10-8
2005	15-14	17-10	32-24	13-8	12-7	25-15	10-12	11-15	21-27	7-2	3-6	10-8

YEAR	A.L. WEST			A.L. CENTRAL			A.L. EAST			NATIONAL LEAGUE		
	HOME	ROAD	TOTAL	HOME	ROAD	TOTAL	HOME	ROAD	TOTAL	HOME	ROAD	TOTAL
2006	16-12	18-11	34-23	14-8	8-13	22-21	15-7	14-8	29-15	4-5	4-5	8-10
2007	12-16	12-17	24-33	14-11	7-14	21-25	9-10	12-10	21-20	5-4	5-4	10-8
2008	14-14	12-17	26-31	13-9	9-15	22-24	11-11	6-12	17-23	5-4	5-4	10-8
2009	11-18	12-16	23-34	17-8	9-9	26-17	10-8	11-15	21-23	2-7	3-6	5-13
2010	18-11	12-16	30-27	9-8	14-11	23-19	14-12	6-13	20-25	6-3	2-7	8-10
2011	15-13	11-18	26-31	11-14	9-10	20-24	11-8	9-15	20-23	6-3	2-7	8-10
<b>Totals</b>	<b>832-623</b>		<b>1534-1380</b>		<b>206-214</b>		<b>771-634</b>		<b>1424-1385</b>		<b>58-76</b>	
		<b>702-757</b>		<b>239-187</b>		<b>445-401</b>		<b>653-751</b>		<b>86-47</b>		<b>144-122</b>

## OAKLAND A'S MONTH-BY-MONTH

Year	March	April	May	June	July	August	September	October
1968	-	8-10	13-14	17-12	15-15	16-17	13-12	-
1969	-	11-8	12-13	17-9	18-11	16-15	13-17	1-1
1970	-	8-12	17-11	17-10	15-12	13-17	18-11	1-0
1971	-	17-8	16-10	17-8	14-13	23-8	14-13	-
1972	-	7-4	18-8	18-11	16-15	14-13	18-10	2-1
1973	-	9-11	15-13	18-11	17-12	20-7	15-14	-
1974	-	10-10	17-11	14-14	20-8	15-14	14-13	0-2
1975	-	12-8	16-10	20-9	18-11	15-16	17-10	-
1976	-	9-8	12-17	15-13	17-11	17-12	16-11	1-2
1977	-	12-9	10-15	10-17	10-19	10-18	11-18	0-2
1978	-	16-5	11-15	11-18	17-13	7-21	7-20	0-1
1979	-	8-14	9-19	5-24	8-20	14-15	10-16	-
1980	-	12-8	13-13	7-21	19-10	14-14	16-11	2-2
1981	-	18-3	13-17	6-3	-	10-9	15-12	2-1
1982	-	11-11	12-16	10-18	11-15	14-15	9-17	1-2
1983	-	11-9	11-16	14-15	12-17	17-13	8-16	1-2
1984	-	14-10	9-17	15-14	10-18	14-14	15-12	-
1985	-	9-12	13-12	17-10	13-14	15-14	8-20	2-3
1986	-	11-10	12-16	7-22	14-12	17-11	13-13	2-2
1987	-	9-14	15-10	16-11	12-15	15-14	12-15	2-2
1988	-	16-7	19-8	13-14	16-12	20-9	19-7	1-1
1989	-	18-8	16-10	13-14	16-10	18-11	17-10	1-0
1990	-	14-5	18-9	15-12	17-14	18-9	20-8	1-2
1991	-	13-7	15-12	13-15	15-12	15-14	11-15	2-3
1992	-	14-8	13-14	18-9	15-11	19-10	15-12	2-2
1993	-	7-11	12-16	12-14	12-17	9-21	15-13	1-2
1994	-	7-17	8-19	17-9	15-11	4-7	-	-
1995	-	1-4	16-12	16-12	8-20	17-12	9-16	0-1
1996	-	13-12	11-16	14-15	17-10	11-19	12-12	-
1997	-	13-13	9-21	12-15	8-19	11-16	12-13	-
1998	-	12-14	10-17	15-13	11-16	15-15	11-13	-
1999	-	10-14	17-10	10-16	16-10	19-10	13-14	2-1
2000	-	12-13	15-13	18-7	13-14	11-16	21-7	1-0
2001	-	8-17	18-9	12-15	19-8	22-7	17-4	6-0
2002	-	15-11	10-17	21-7	15-12	24-4	18-8	-
2003	-	17-10	14-13	15-12	16-11	20-9	14-11	-
2004	-	11-12	15-11	17-10	15-12	20-8	12-16	1-2
2005	-	12-12	7-20	19-8	20-6	17-11	11-17	2-0
2006	-	12-12	12-17	18-8	14-13	21-6	15-13	1-0
2007	-	12-13	14-13	15-13	9-18	17-12	9-17	-
2008	1-1	16-11	12-15	16-10	8-17	10-20	12-12	-
2009	-	8-11	11-18	13-15	12-14	14-15	17-10	0-4
2010	-	12-12	16-12	10-17	14-10	13-15	13-15	3-0
2011	-	13-14	14-15	9-17	13-13	11-17	14-12	--
<b>Totals</b>	<b>1-1</b>	<b>508-452</b>	<b>586-610</b>	<b>622-567</b>	<b>610-571</b>	<b>672-570</b>	<b>589-556</b>	<b>41-41</b>

RECORDS

# ATHLETICS FRANCHISE RECORDS

## TEAM GENERAL

### Most Games Won

Season	107 (1931)
Home	60 (1931)
Road	55 (1971)
Consecutive	20 (August 13 to September 4, 2002)
Consecutive, Home	22 (July 15-August 31, 1931)
Consecutive, Road	14 (May 3-30, 1931)
vs. One Team	20 (St. Louis, 1911)
by Shutout	27 (1907, 1909)
by One Run	33 (2004)
Month	26 (July, 1931)

### Most Games Lost

Season	117 (1916)
Home	55 (1956, 1964)
Road	64 (1916)
Consecutive	20 (1916, 1943)
Consecutive, Home	13 (May 27-July 6, 1920)
Consecutive, Road	22 (July 11-August 23, 1943)
vs. One Team	19 (five times. Last: New York, 1957)
by Shutout	24 (1943)
Fewest lost by shutout	2 (1902, 1931 and 1932)
by One Run	40 (1908)
Month	28 (July, 1916)

### Most Games

Season	163 (1964, 1968)
Shutout	41 (1909)
One Run	65 (1908)
Month	40 (August, 1938)

### Highest Winning Percentage

Season	.704 (1931)
Home	.800 (1931)
Road	.688 (1971)
Shutout Games	.857 (1931, 12-2)
One-Run Games	.698 (1928, 30-13)
Month	.857 (August, 2002; 24-4) .857 (April, 1981; 18-3)
Homestand (min. 6 games)	1.000 (August 23-29, 2004; 7-0) 1.000 (September 3-10, 2001; 7-0) 1.000 (May 4-12, 1948; 7-0) 1.000 (nine times, last: June 13-18, 2006; 6-0)
Roadtrip (min. 6 games)	1.000 (May 9-21, 1931; 11-0) 1.000 (August 19-28, 2002; 10-0) 1.000 (April 9-16, 1981; 8-0)

### Lowest Winning Percentage

Season	.235 (1916)
Home	.267 (1915)
Road	.169 (1916)
Shutout Games	.045 (1919, 1-21)
One-Run Games	.256 (1916, 11-32)
Month	.067 (July, 1916; 2-28)
Homestand (min. 6 games)	.000 (August 10-16, 1956; 0-6) .000 (July 5-11, 1937; 0-6) .000 (September 27-October 2, 1920; 0-6)
Road Trip (min. 6 games)	.000 (13 times. Most losses: 0-9, September 22-October 1, 1995)

### Most Players Used

Season	56 (1915)
Pitchers, Season	27 (1915)
Game, Extra Innings	30 (vs. Chi., Sept. 19, 1972; 15 inn.)
Pitchers, Extra Innings	9 (vs. Sea., Sept. 20, 1997; 15 inn.) 9 (at Boston, June 4, 2011; 14 inn.)

### Fewest Players Used

Season	19 (1905)
Pitchers, Season	7 (1905)

### Length of Game

Most Innings	24 (at Boston, September 1, 1906) 24 (vs. Detroit, July 21, 1945)
Longest Time, 9 innings	4:31 (at New York-AL, Aug. 25, 2011)

### Left On Base

Season, Most	1274 (2004)
Season, Fewest	925 (1957)
Nine Inning Game, Most (since 1919)	17 (at Washington, May 4, 1919) 17 (at Chicago, September 18, 1982) 17 (at St. Louis, June 12, 1949, 2nd Game)
Extra Inning Game, Most (since 1919)	21 (at Texas, July 1, 1979; 15 inn.) 21 (at Detroit, June 17, 1967; 19 inn.)
Extra Inning Game, Fewest	0 (New York, June 22, 1929; 14 inn.)

### Scoring Margin

Victory	22 (vs. Detroit, May 18, 1912; 24-2)
Shutout Victory	16 (vs. Chicago, July 25, 1928) 16 (vs. Chicago, August 29, 1937) 16 (vs. Chicago, May 23, 1959) 16 (vs. San Francisco, June 26, 2005)
Defeat	23 (vs. Chicago, April 23, 1955; 6-29) 23 (vs. New York, May 24, 1936; 2-25)
Shutout Defeat	21 (New York, August 13, 1939)
Largest Deficit Overcome to Win	12 (vs. Cle., June 15, 1925)

### Errors

Season, Most	338 (1915)
Season, Fewest	.84 (2006)
Consecutive Games, No Errors	12 (June 3-15, 2002)

### Double Plays Turned

Most, Season	217 (1949)
Game	6 (several times. Last: at Chicago, May 17, 1995)

## TEAM BATTING

### Batting Average

Highest	.307 (1925)
Lowest	.223 (1908)

### Slugging Percentage

Highest	.458 (2000)
Lowest	.292 (1908)

### On-Base Percentage

Highest	.372 (1927)
Lowest	.281 (1908)



## Athletics Franchise Records, continued

### Hits

Most, Season	1734 (1997)
Most, Game (since 1920)	33 (at Cle., July 10, 1932; 18 inn.)
Most, Nine Inning Game (since 1920)	29 (vs. Chicago, April 23, 1955)
Fewest, Season	1069 (1909)

### Runs Allowed

Most, Season	1045 (1936)
Most, Game	29 (vs. Chicago, April 23, 1955)
Fewest, Season	408 (1909)

### Earned Runs Allowed

Most	913 (1936)
Fewest	282 (1910)

### Walks Allowed

Most, Season	827 (1915)
Most, Season, Intentional	78 (1968)
Most, Game	18 (Detroit, May 9, 1916)
Most, Game, Intentional	5 (three times, last: at California, August 27, 1966)
Fewest, Season	366 (1904)
Fewest, Season, Intentional	19 (1990)

### Strikeouts

Most, Season	1160 (2011)
Most, Game	26 (vs. California, July 9, 1971; 20 inn.)
Most, Nine Inning Game (since 1919)	18 (at Seattle, April 19, 1986)
Fewest, Season	371 (1924)

### Home Runs Allowed

Most, Season	220 (1964)
Most, Game	8 (vs. New York, June 28, 1939)
Most, Inning	5 (vs. Minnesota, June 9, 1966; 7th inn.)
Most Grand Slams, Season	8 (1993, 1999)
Fewest, Season	8 (1910)
Fewest Grand Slams, Season	0 (17 times. Last: 2003)

### Hit Batters

Most, Season	81 (1911)
Most, Game (since 1919)	5 (at Detroit, August 11, 1965)
Fewest, Season	9 (1931)

### Wild Pitches

Most, Season	72 (1979)
Most, Game 4 (several times. Last: vs. Ana., Sept. 24, 1998)	
Fewest, Season	13 (1946)

## INDIVIDUAL BATTING

### Highest Batting Average

Career	.356 (Al Simmons, 1924-32, 40-41, 44)
Season, Right Hander	.426 (Nap Lajoie, 1901)
Season, Left Hander	.365 (Eddie Collins, 1911)
Season, Switch Hitter	.303 (Dave Philley, 1953)
Season, Pinch Hitter (min. 30 ab)	.452 (Elmer Valo, 1955)
Season, Designated Hitter	.328 (Erubiel Durazo, 2004)
Season, Rookie	.334 (Socks Seybold, 1901)

### Highest Slugging Percentage

Career	.640 (Jimmie Foxx, 1925-35)
Season, Right Hander	.749 (Jimmie Foxx, 1932)
Season, Left Hander	.660 (Jason Giambi, 2001)
Season, Switch Hitter	.493 (Nick Swisher, 2006)
Season, Rookie	.618 (Mark McGwire, 1997)

### Highest On-Base Percentage

Career	.440 (Jimmie Foxx, 1925-35)
Season, Left Hander	.477 (Jason Giambi, 2001)
Season, Right Hander	.469 (Jimmie Foxx, 1932)
Season, Switch Hitter	.381 (Nick Swisher, 2007)
Season, Rookie	.414 (Ferris Fain, 1947)

### Most Games Played

Career	1795 (Bert Campaneris, 1964-76)
Season	162 (Miguel Tejada, 2001, 2002 and 2003)
	162 (Terrence Long, 2001 and 2002)
	162 (Alfredo Griffin, 1985 and 1986)
	162 (Sal Bando, 1968, 1969 and 1973)
	162 (Norm Siebern, 1962)
Season, Rookie	160 (Phil Garner, 1975)
Consecutive	.594 (Miguel Tejada, June 2, 2000-Sept. 28, 2003)

### Most At Bats

Career	7180 (Bert Campaneris, 1964-76)
Season	670 (Al Simmons, 1932)
Season, Rookie	611 (Dick Howser, 1961)
Game	11 (Irv Hall vs. Detroit, July 21, 1945)

### Most Runs

Career	1270 (Rickey Henderson, 1979-84, 89-95, 98)
Season	152 (Al Simmons, 1930)
Season, Rookie	108 (Dick Howser, 1961)
Game	5 (several times. Last: Luis Polonia at Kansas City, September 9, 1988)

### Most Hits

Career	1882 (Bert Campaneris, 1964-76)
Season, Right Hander	253 (Al Simmons, 1925)
Season, Left Hander	214 (Doc Cramer, 1935)
Season, Switch Hitter	188 (Dave Philley, 1953)
Season, Rookie	183 (Al Simmons, 1924)
Game	6 (Danny Murphy at Boston, July 8, 1902)
	6 (Jimmie Foxx vs. Wash., May 30, 1930; 1st game, 13 inn.)
	6 (Roger Cramer at Chicago, June 20, 1932)
	6 (Jimmie Foxx at Cleveland, July 10, 1932; 18 inn.)
	6 (Bob Johnson vs. Chi., June 16, 1934; 2nd game, 11 inn.)
	6 (Roger Cramer vs. Detroit, July 13, 1935)
	6 (Joe DeMaestri at Detroit, July 8, 1955; 11 inn.)
Consecutive	8 (several times. Last: Dave Magadan, August 26-30, 1997)
Hitting Streak	29 (Billy Lamar, May 30-June 29, 1925)
Consecutive Games Reaching Base (since 1919)	62 (Mark McGwire, September 16, 1995-June 18, 1996)

### Most Singles

Career	1472 (Bert Campaneris, 1964-76)
Season	174 (Al Simmons, 1925)
Season, Rookie	135 (Al Simmons, 1924)
Game	6 (Roger Cramer at Chicago, June 20, 1932)
	6 (Joe DeMaestri at Detroit, July 8, 1955; 11 inn.)

### Most Doubles

Career	365 (Jimmy Dykes, 1918-32)
Season	53 (Al Simmons, 1926)
Season, Rookie	44 (Bob Johnson, 1933)
Game	4 (Frankie Hayes at Cleveland, July 25, 1936)



### Most Triples

Career . . . . . 102 (Danny Murphy, 1902-13)  
Season . . . . . 21 (Frank Baker, 1912)  
Season, Rookie . . . . . 19 (Frank Baker, 1909)  
Game . . . 3 (Bert Campaneris vs. Cle., Aug. 29, 1967; 10 inn.)

### Most Home Runs

Career . . . . . 363 (Mark McGwire, 1986-97)  
Career, Pinch Hit . . . . . 5 (Gus Zernial, 1951-57)  
5 (Jeff Burroughs, 1982-84)  
5 (Terry Steinbach, 1986-96)  
5 (Mark McGwire, 1986-97)  
5 (Mike Aldrete, 1993-95)  
Career, Designated Hitter . . . . . 98 (Dave Kingman, 1984-86)  
Career, Grand Slams . . . . . 9 (Jimmie Foxx, 1925-35)  
9 (Sam Chapman, 1938-41, 45-51)  
9 (Gus Zernial, 1951-57)  
9 (Mark McGwire, 1986-97)  
Career, Inside The Park . . . . . 18 (Danny Murphy, 1902-13)  
Career, Leadoff . . 43 (Rickey Henderson, 1979-84, 89-95, 98)  
Season, Right Hander . . . . . 58 (Jimmie Foxx, 1932)  
Season, Left Hander . . . . . 47 (Reggie Jackson, 1969)  
Season, Switch Hitter . . . . . 35 (Nick Swisher, 2006)  
Season, Pinch Hitter . . . . . 4 (Jeff Burroughs, 1982)  
Season, Designated Hitter . . . . . 39 (Frank Thomas, 2006)  
Season, Grand Slams . . . . . 4 (Jason Giambi, 2000)  
Season, Inside The Park . . . . . 4 (Danny Murphy, 1904)  
Season, Leadoff . . . . . 7 (Rickey Henderson, 1993)  
Season, Rookie . . . . . 49 (Mark McGwire, 1987)  
Season, Home . . . . . 31 (Jimmie Foxx, 1932)  
31 (Jimmie Foxx, 1933)  
Season, Road . . . . . 28 (Mark McGwire, 1987)  
28 (Mark McGwire, 1996)  
28 (Jose Canseco, 1991)  
Month . . . . . 15 (Bob Johnson, June, 1934)  
15 (Mark McGwire, May, 1987)  
Game . . . . . 3 (25 times. Last: Erubiel Durazo  
at Baltimore, August 18, 2004)  
Game, Both Sides of Plate . . . **nine times. Last: Coco Crisp**  
**(at New York-AL, August 24, 2011)**  
Two Consec. Games . . . 5 (Mark McGwire, June 27-28, 1987)  
5 (Mark McGwire, June 10-11, 1995)  
Inning . 2 (Mark McGwire at Seattle, Sept. 22, 1996; 5th inn.)  
Consecutive Games With Home Run . . . . 6 (Frank Thomas,  
September 5-11, 2006)  
Consecutive At Bats With Home Run . . . . 4  
(Jimmie Foxx vs. Washington and N.Y., June 7-8, 1933)  
(Mike Epstein vs. Washington, June 15-16, 1971)  
Home Run, First Major League At Bat . . . . five times:  
(Ace Parker, April 30, 1937 vs. Boston)  
(Gene Hasson, September 9, 1937 vs. Washington, G#1)  
(Bert Campaneris, July 23, 1964 vs. Minnesota)  
(Joe Keough, August 7, 1968 at New York, G#2)  
(Terry Steinbach, September 12, 1986 at Cleveland)

### Most Runs Batted In

Career . . . . . 1178 (Al Simmons, 1924-32, 40-41, 44)  
Season, Right Hander . . . . . 169 (Jimmie Foxx, 1932)  
Season, Left Hander . . . . . 137 (Jason Giambi, 2000)  
Season, Switch Hitter . . . . . 101 (Ruben Sierra, 1993)  
Season, Designated Hitter . . . . . 114 (Frank Thomas, 2006)  
Season, Rookie . . . . . 118 (Mark McGwire, 1987)  
Game . . . . . 10 (Reggie Jackson at Boston, June 14, 1969)  
Inning . 6 (Bob Johnson at Chicago, Aug. 29, 1937; 1st inn.)  
6 (Joe Astroth at Washington, Sept. 23, 1950; 6th inn.)  
6 (Matt Stairs vs. California, July 5, 1996; 1st inn.)  
Consecutive Games With RBI . . . . . 11 (Al Simmons, 1931)

### Most Total Bases

Career . . . . . 2998 (Al Simmons, 1924-32, 40-41, 44)  
Season . . . . . 438 (Jimmie Foxx, 1932)  
Season, Rookie . . . . . 344 (Mark McGwire, 1987)  
Game .16 (Jimmie Foxx at Cleveland, July 10, 1932; 18 inn.)

### Most Extra Base Hits

Career . . . . . 655 (Al Simmons, 1924-32, 40-41, 44)  
Season . . . . . 100 (Jimmie Foxx, 1932)  
Season, Rookie . . . . . 81 (Mark McGwire, 1987)  
Game . . . . . 4 (several times. Last: Matt Holliday  
vs. Minnesota, July 20, 2009)

### Most Walks

Career . . . . . 1227 (Rickey Henderson, 1979-84, 89-95, 98)  
Career, Intentional . . . . . 84 (Reggie Jackson, 1967-75, 87)  
Season . . . . . 149 (Eddie Joost, 1949)  
Season, Rookie . . . . . 95 (Ferris Fain, 1947)  
Season, Intentional . . . . . 24 (Jason Giambi, 2001)  
Game . . . . . 5 (several times. Last: Mark McGwire  
vs. Kansas City, April 26, 1997)  
Consecutive . . . . . 7 (Jose Canseco, August 4-5, 1992)

### Most Strikeouts

Career . . . . . 1226 (Reggie Jackson, 1967-75, 87)  
Season . . . . . 197 (Jack Cust, 2008)  
Season, Rookie . . . . . 175 (Jose Canseco, 1986)  
Game . . . . . 5 (several times. Last: Nick Swisher  
at San Diego, June 29, 2006)  
Consecutive Games . . . . 8 (Rick Monday, April 28-29, 1970)  
8 (Jose Canseco, July 14-16, 1997)

### Most Hit By Pitch

Career . . . . . 87 (Jimmy Dykes, 1918-32)  
Season . . . . . 20 (Don Baylor, 1976)  
20 (Jason Kendall, 2005)  
Season, Rookie . . . . . 15 (Olmedo Saenz, 1999)  
Game (since 1919) . . . . . 2 (45 times, last: Josh Willingham  
at Seattle, April 24, 2011)

## ATHLETICS WHO HAVE HIT FOR THE CYCLE

Harry Davis at Boston, July 10, 1901  
Nap Lajoie at Cleveland, July 30, 1901  
Danny Murphy vs. St. Louis, August 25, 1910  
Frank Baker at New York, July 3, 1911 (second game)  
Mickey Cochrane at Washington, July 22, 1932  
Mickey Cochrane at New York, August 2, 1933  
Pinky Higgins at Washington, August 6, 1933  
Jimmie Foxx at Cleveland, August 14, 1933  
Doc Cramer at New York, June 10, 1934

Sam Chapman at St. Louis, May 5, 1939  
Elmer Valo at Chicago, August 2, 1950  
Tony Phillips at Baltimore, May 16, 1986  
Mike Blowers at Chicago, May 18, 1998  
Eric Chavez vs. Baltimore, June 21, 2000  
Miguel Tejada at Seattle, September 29, 2001  
Eric Byrnes at San Francisco, June 29, 2003  
Mark Ellis vs. Boston, June 4, 2007

## Athletics Franchise Records, continued

### Most Sacrifice Hits

Career	188	(Jimmy Dykes, 1918-32)
Season	34	(Simon Nicholls, 1907)
Season, Rookie	34	(Simon Nicholls, 1907)
Game (since 1919)	3	(four times, last: Ned Garver at Detroit, September 23, 1960)

### Most Sacrifice Flies

Career	59	(Mark McGwire, 1986-97)
Season	14	(Dave Kingman, 1984)
Season, Rookie	12	(Leo Posada, 1961)
Game	2	(31 times, Last: <b>Coco Crisp at Los Angeles-AL, September 25, 2011</b> )

### Most Grounded Into Double Plays

Career	158	(Pete Suder, 1941-55)
Season	32	(Ben Grieve, 2000)
Season, Rookie	28	(George Kell, 1944)
Game (since 1919)	3	(Harry Simpson vs. Washington, June 12, 1957, 2nd Game) 3 (Benny McCoy vs. Washington, May 25, 1941)

### Most Stolen Bases

Career	867	(Rickey Henderson, 1979-84, 89-95, 98)
Season	130	(Rickey Henderson, 1982)
Season, Rookie	42	(Mitchell Page, 1977)
Game	6	(Eddie Collins at Detroit, September 11, 1912) 6 (Eddie Collins at St. Louis, Sept. 22, 1912; 1st game)

### Most Caught Stealing

Career	219	(Rickey Henderson, 1979-84, 89-95, 98)
Season	42	(Rickey Henderson, 1982)
Season, Rookie	21	(Mike Edwards, 1978)
Game (since 1919)	3	(Rickey Henderson at California, July 27, 1982) 3 (Joe Hauser vs. St. Louis, August 18, 1922)

## INDIVIDUAL PITCHING

### Most Games Won

Career	284	(Eddie Plank, 1901-14)
Season, Right Hander	31	(Jack Coombs, 1910)
Season, Left Hander	31	(Lefty Grove, 1931)
Season, Rookie	20	(Scott Perry, 1918) 20 (Alex Kellner, 1949)
Consecutive	16	(Lefty Grove, 1931)

### Most Games Lost

Career	162	(Eddie Plank, 1901-14)
Season, Right Hander	25	(Scott Perry, 1920)
Season, Left Hander	20	(Alex Kellner, 1950)
Season, Rookie	23	(Elmer Myers, 1916)
Consecutive	19	(Jack Nabors, 1916)

### Most Saves

Career	320	(Dennis Eckersley, 1987-95)
Season, Right Hander	51	(Dennis Eckersley, 1992)
Season, Left Hander	17	(Alan Embree, 2007)
Season, Rookie	26	(Andrew Bailey, 2009)
Consecutive Saves (since 1988)	40	(Dennis Eckersley, Sept. 15, 1991-Aug. 8, 1992)

### Lowest Earned Run Average

Career	1.97	(Rube Waddell, 1902-07)
Season	1.30	(Jack Coombs, 1910)
Season, Rookie	1.39	(Harry Krause, 1909)

### Most Games

Career	525	(Dennis Eckersley, 1987-95)
Season	84	(Billy Koch, 2002)
Season, Rookie	71	(Aaron Small, 1997)

### Most Games Started

Career	459	(Eddie Plank, 1901-14)
Season	46	(Rube Waddell, 1904)
Season, Rookie	36	(Scott Perry, 1918)

### Most Complete Games

Career	362	(Eddie Plank, 1901-14)
Season	39	(Rube Waddell, 1904)
Season, Rookie	31	(Elmer Myers, 1916)
Consecutive (since 1919)	22	(Rick Langford, May 23-September 12, 1980)
Consecutive Won (since 1919)	11	(Bobby Shantz, April 30-June 19, 1952)

### Most Shutouts

Career	59	(Eddie Plank, 1901-14)
Season	13	(Jack Coombs, 1910)
Season, Rookie	7	(Harry Krause, 1909)
Consecutive Scoreless IP	53.0	(Jack Coombs, 1910)

### Most Innings Pitched

Career	3860.2	(Eddie Plank, 1901-14)
Season	383	(Rube Waddell, 1904)
Season, Rookie	332.1	(Scott Perry, 1918)
Game	24	(Jack Coombs at Boston, September 1, 1906)

### Hits

Career, Most	3438	(Eddie Plank, 1901-14)
Season, Most	360	(Jack Coombs, 1911)
Season, Rookie	295	(Scott Perry, 1918)
Game, Most	26	(Hod Lisenbee at Chicago, Sept. 11, 1936)
Game, Most, Extra Inn.	29	(Eddie Rommel at Cleveland, July 10, 1932)
Game, Fewest	0	(14 times, 12 complete)

### Most Runs

Career	1374	(Eddie Plank, 1901-14)
Season	169	(Elmer Myers, 1916)
Season, Rookie	169	(Elmer Myers, 1916)
Game (since 1919)	17	(Hod Lisenbee at Chi., Sept. 11, 1936)

### Most Earned Runs

Career	1025	(Eddie Plank, 1901-14)
Season	146	(George Earnshaw, 1930)
Season, Rookie	130	(Buck Ross, 1936)
Game (since 1919)	15	(Win Noyes vs. Bos., Sept. 15, 1919)

### Most Walks

Career	913	(Eddie Plank, 1901-14)
Season	168	(Elmer Myers, 1916)
Season, Rookie	168	(Elmer Myers, 1916)
Game	16	(Bruno Haas vs. New York, June 23, 1915)

### Most Strikeouts

Career	1985 (Eddie Plank, 1901-14)
Season	349 (Rube Waddell, 1904)
Season, Rookie	182 (Elmer Myers, 1916)
Game, Nine Innings	16 (Jose Rijo at Seattle, April 19, 1986)
Game, Extra Innings	18 (Jack Coombs at Boston, September 1, 1906; 24 inn.) 18 (Jack Coombs at Chicago, August 4, 1910; 16 inn.)
Inning	4 (Erik Hiljus, June 30, 2001 at Texas; 7th inn.) (Blake Stein, July 27, 1998 at Tampa Bay; 4th inn.)

### Most Home Runs

Career	261 (Jim Hunter, 1965-74)
Season	40 (Orlando Peña, 1964)
Season, Rookie	27 (Dan Pfister, 1962) 27 (Trevor Cahill, 2009)
Game	6 (George Caster vs. Boston, September 24, 1940)

### Most Hit Batters

Career	185 (Eddie Plank, 1901-14)
Season	32 (Chick Fraser, 1901)
Season, Rookie	25 (Chief Bender, 1903)
Game (since 1919)	3 (20 times, last: Barry Zito vs. Los Angeles (AL), April 15, 2005)

### Most Wild Pitches

Career	.87 (John Odum, 1964-75)
Season	22 (Mike Moore, 1992)
Season, Rookie	16 (Stu Flythe, 1936)
Game (since 1919)	4 (Stan Bahnsen vs. Cal., July 5, 1975) 4 (George Turbeville at Chicago, June 7, 1937)

## OAKLAND ATHLETICS RECORDS

### TEAM GENERAL

#### Most Games Won

Season	104 (1988)
Home	57 (2003)
Road	55 (1971)
Consecutive	20 (August 13 to September 4, 2002)
Consecutive, Home	20 (August 25, 2001 to April 3, 2002)
Consecutive, Road	12 (July 31-August 15, 1971)
vs. One Team	17 (Seattle, 2006)
by Shutout	23 (1972)
by One Run	33 (2004)
in Extra Innings	14 (1988)
Month	24 (August, 2002)
Homestand	11 (June 1-13, 2004)
Roadtrip	11 (May 29-June 11, 1972)

#### Most Games Lost

Season	108 (1979)
Home	50 (1979)
Road	58 (1979)
Consecutive	14 (July 29-August 12, 1977)
Consecutive, Home	12 (July 29-August 21, 1977)
Consecutive, Road	15 (May 24-June 23, 1986)
vs. One Team	14 (Minnesota, 1973) 14 (Seattle, 2007) 14 (Seattle, 2009)
by Shutout	19 (1978)
Fewest lost by shutout	3 (2001, 2004)
by One Run	32 (1976)
in Extra Innings	14 (1976)
Month	24 (June, 1979)
Homestand	10 (July 26-August 7, 1977)
Roadtrip	11 (July 15-29, 1993) 11 (June 12-25, 1978)

#### Most Games

Season	163 (1968)
Shutout	31 (1972)
One Run	59 (1976)
Extra Innings	22 (1969 and 1976)
Month	33 (August, 1968)

#### Highest Winning Percentage

Season	.642 (1988)
Home	.704 (2003)
Road	.688 (1971)
Shutout Games	.800 (1989, 20-5)
One-Run Games	.696 (2002, 32-14)
Extra Inning Games	.889 (1975, 8-1)
Month	.857 (August, 2002; 24-4) .857 (April, 1981; 18-3)
Homestand (min. 6 games)	1.000 (Sept. 3-10, 2001; 7-0) 1.000 (August 23-29, 2004; 7-0) 1.000 (September 1-6, 1970; 6-0) 1.000 (September 10-16, 1992; 7-0) 1.000 (May 15-20, 2001; 6-0) 1.000 (August 7-12, 2001; 6-0) 1.000 (August 26-31, 2003; 6-0) 1.000 (June 13-18, 2006; 6-0)
Roadtrip (min. 6 games)	1.000 (August 19-28, 2002; 10-0) 1.000 (April 9-16, 1981; 8-0)

#### Lowest Winning Percentage

Season	.333 (1979)
Home	.383 (1979)
Road	.284 (1979)
Shutout Games	.100 (1997, 1-9)
One-Run Games	.381 (1980, 16-26)
Extra Inning Games	.231 (2009, 3-10)
Month	.172 (June, 1979; 5-24)
Homestand (min. 6 games)	.100 (July 6-15, 1979; 1-9)
Roadtrip (min. 6 games)	.000 (nine times. Most losses: 0-9, September 22-October 1, 1995)

#### Most Players Used

Season	.54 (2007)
Pitchers, Season	.26 (1997, 2009 and 2011) September 28, 2003)
Game, Nine Innings	22 (five times. Last: at Seattle, September 28, 2003)
Game, Extra Innings	30 (vs. Chi., Sept. 19, 1972; 15 inn.)
Pitchers, Game	8 (at Baltimore, July 7, 1994)
Pitches, Extra Innings 9 (vs. Seattle, Sept. 20, 1997; 15 inn.) 9 (at Boston, June 4, 2011; 14 inn.)	

#### Fewest Players Used

Season	.33 (1979)
Pitchers, Season	.11 (1974)

## Oakland Athletics Records, continued

### Length of Game

Most Innings	. . . . .21 (at Washington, June 4, 1971)
Longest Time, Nine Innings	. . . . .4:31 (at New York-AL, August 25, 2011)
Longest Time, Extra Innings	. . . . .6:00 (at New York, August 9, 2002; 16 inn.)
Shortest Game	. . . . .1:35 (vs. Kansas City, Sept. 28, 1971)

### Left On Base

Season, Most	. . . . .1274 (2004)
Season, Fewest	. . . . .1030 (1979)
Nine Inning Game, Most	. . . . .17 (at Chicago, Sept. 18, 1982)
Extra Inning Game, Most	. . . . .21 (at Texas, July 1, 1979; 15 inn.)

### Scoring Margin

Victory	. . . . .21 (vs. Texas, September 30, 2000; 23-2)
Shutout Victory	. . . . .16 (vs. San Francisco, June 26, 2005)
Defeat	. . . . .16 (five times. Last: vs. San Francisco, June 4, 2000; 2-18)
Shutout Defeat	. . . . .16 (at Kansas City, June 25, 1984)
Largest Deficit Overcome to Win	. . . . .10 (vs. Minnesota, July 20, 2009)
Largest Lead Surrendered to Lose	. . . . .8 (at Texas, May 5, 2000)

### Errors

Season, Most	. . . . .190 (1977)
Season, Fewest	. . . . .84 (2006)
Nine Inning Game, Most	. . . . .7 (vs. Kansas City, July 24, 1976) 7 (at Chicago, September 20, 1977) 7 (vs. Cleveland, June 7, 1987)
Consecutive Games, No Errors	. . . . .12 (June 3-15, 2002)

### Double Plays Turned

Most, Season	. . . . .195 (1996)
Game	. . . . .6 (at Kansas City, September 13, 1970) 6 (at Chicago, May 17, 1995)

## TEAM BATTING

### Batting Average

Highest	. . . . .270 (2000, 2004)
Lowest	. . . . .236 (1982)

### Slugging Percentage

Highest	. . . . .458 (2000)
Lowest	. . . . .343 (1968)

### On-Base Percentage

Highest	. . . . .360 (2000)
Lowest	. . . . .302 (1979)

### Most At Bats

Season	. . . . .5728 (2004)
Game	. . . . .76 (at Washington, June 4, 1971; 21 innings)
Game, Nine Innings	. . . . .51 (at Boston, June 14, 1969)

### Most Runs

Season	. . . . .947 (2000)
Game	. . . . .23 (vs. Texas, September 30, 2000)
Game, loss	. . . . .16 (at Texas, May 5, 2000; 16-17)
Game, both clubs	. . . . .33 (at Texas, May 5, 2000; 16-17)
Inning	. . . . .13 (vs. California, July 5, 1996; 1st)
Consecutive innings, no runs	. . . . .31.0 (May 5-10, 1978)
Two consecutive games	. . . . .34 (June 14-15, 1969) 34 (June 18-19, 2000)

Three consecutive games	. . . . .44 (June 17-19, 2000)
Consecutive games, one or more runs	. . . . .104 (June 18, 2001 to April 10, 2002)

### Most Hits

Season	. . . . .1545 (2004)
Game, Nine Innings	. . . . .25 (at Boston, June 14, 1969)
Game, Extra Innings	. . . . .29 (at Texas, July 1, 1979; 15 inn.)
Inning	. . . . .10 (at Kansas City, May 3, 2000; 7th inn.)

### Most Singles

Season	. . . . .1061 (1983)
Game	. . . . .25 (at Texas, July 1, 1979; 15 inn.)

### Most Doubles

Season	. . . . .336 (2004)
Game	. . . . .8 (five times, last: at Boston, August 26, 2011)

### Most Triples

Season	. . . . .40 (1968)
Game	. . . . .3 (six times. Last: at Detroit, August 3, 2002)

### Most Home Runs

Season	. . . . .243 (1996)
Season, Home	. . . . .126 (2000)
Season, Road	. . . . .130 (1996)
Season, Grand Slam	. . . . .14 (2000)
Season, Inside The Park	. . . . .2 (1968, 1970, 1979, 1986, 2000)
Season, vs. one team	. . . . .33 (Texas, 2003)
Season, Back-To-Back	. . . . .13 (2000)
Players with 30 or more home runs	. . . . .3 (1996, 1999, 2001)
Players with 20 or more home runs	. . . . .5 (1996, 1999, 2000, 2004)
Players with 10 or more home runs	. . . . .9 (2000)
Month	. . . . .55 (June, 1996 and August, 1999)
Game	. . . . .8 (at California, June 27, 1996)
Game, Grand Slam	. . . . .2 (at Toronto, August 24, 2003) 2 (at Seattle, September 10, 2007)
Inning	. . . . .4 (vs. Boston, August 21, 1997) 3rd inning: Giambi, Young, McDonald, Canseco) 4 (vs. Tampa Bay, August 1, 1999) 4th inning: Tejada, Chavez, Giambi, Jaha) 4 (vs. Chicago, April 27, 2002) 3rd inning: Hatteberg, Long, Pena, Menechino)
Consecutive	. . . . .3 (eight times, last: vs. Texas, April 15, 2006 (Chavez, Thomas, Bradley))
Consecutive games with a home run	. . . . .23 (July 2-27, 1996)
Two consecutive games	. . . . .12 (June 25-27, 1996)
Three consecutive games	. . . . .15 (June 25-28, 1996)
Four consecutive games	. . . . .18 (June 25-29, 1996)

### Most Total Bases

Season	. . . . .2546 (1996)
Game	. . . . .44 (at California, June 27, 1996)
Inning	. . . . .21 (at Kansas City, May 3, 2000; 7th inn.)

### Most Extra Base Hits

Season	. . . . .555 (2001)
Game	. . . . .11 (at California, June 27, 1996) 11 (at Chicago, April 26, 2001) 11 (at Arizona, June 17, 2008)

### Most Runs Batted In

Season	. . . . .908 (2000)
Game	. . . . .23 (vs. Texas, September 30, 2000)

## Most Walks

Season	770 (1999)
Game	15 (at Baltimore, September 19, 2000)

## Most Strikeouts

Season	1226 (2008)
Game	19 (at Seattle, June 24, 1997)

## Most Hit By Pitch

Season	88 (2001)
Game	5 (at Anaheim, June 7, 2001)

## Most Sacrifice Hits

Season	108 (1978)
Game	4 (nine times. Last: vs. Cleveland, June 22, 1985)

## Most Sacrifice Flies

Season	77 (1984)
Game	3 (32 times. Last: at Tampa Bay, August 6, 2011)

## Most Grounded Into Double Plays

Season	170 (2006)
Game	5 (eight times. Last: at New York, May 12, 2006)

## Most Stolen Bases

Season	341 (1976)
Season, vs. one team	57 (Minnesota, 1976)
Game	12 (at Minnesota, August 1, 1976)
Game, Steals of Home	2 (vs. Detroit, May 3, 1980)
	2 (vs. Kansas City, May 28, 1980)
Inning	5 (at Boston, July 17, 1983)

## TEAM PINCH HITTING

Highest Average, Season	345 (1997)
At Bats, Season	213 (1969)
Hits, Season	57 (1997)
Home Runs, Season	8 (1970)
Runs Batted In, Season	31 (1997)
Pinch Hitters Used, Game	10 (vs. Chicago, Sept. 19, 1972; 15 inn.)

## TEAM PITCHING

### Earned Run Average

Lowest	2.58 (1972)
Highest	5.48 (1997)

### Complete Games

Most	94 (1980)
Fewest	2 (1997 and 2009)
Consecutive	9 (August 9-17, 1980)

### Shutouts

Most	23 (1972)
Fewest	1 (1997)
Consecutive	3 (June 11-13, 1968)
	3 (July 31-August 2, 1972)
	3 (August 14-16, 1983)
	3 (August 28-31, 1996)
Consecutive Shutout Innings	37 (August 13-17, 1983)

### Saves

Most	64 (1988 and 1990)
Fewest	13 (1980)

## Innings Pitched

Most	1489.1 (1988)
Fewest	1429.1 (1979)

## Hits

Most, Season	1734 (1997)
Most, Game	23 (vs. Minnesota, July 8, 1978; 11 innings)
Most, Game, Nine Innings	22 (vs. Texas, Sept. 26, 2010)
	22 (vs. New York, August 26, 1997)
Most, Inning	10 (at New York, July 18, 1993; 7th inn.)
Fewest, Season	1170 (1972)

## Runs Allowed

Most, Season	946 (1997)
Most, Game	22 (at New York-AL, August 25, 2011)
Most, Inning	12 (vs. Texas, July 3, 1983; 15th inn.)
Fewest, Season	457 (1972)

## Earned Runs Allowed

Most	880 (1997)
Fewest	406 (1972)

## Walks

Most, Season	680 (1993)
Most, Season, Intentional	78 (1968)
Most, Game	14 (vs. Detroit, August 27, 1993)
Most, Game, Intentional	4 (10 times. Last: vs. Los Angeles (AL), August 11, 2005)
Fewest, Season	415 (1976)
Fewest, Season, Intentional	19 (1990)

## Strikeouts

Most, Season	1160 (2011)
Most, Nine Inning Game	18 (at Seattle, April 19, 1986)
Most, Extra Inning Game	26 (vs. Cal., July 9, 1971; 20 inn.)
Fewest, Season	695 (1984)

## Doubles

Most, Season	346 (1997)
Most, Game	7 (11 times. Last: at Boston, June 4, 2011)

## Triples

Most, Season	48 (1983)
Most, Game	4 (at Toronto, September 11, 1983)

## Home Runs

Most, Season	205 (1996)
Most, Game	7 (at Seattle, April 11, 1985)
Most, Inning	4 (at Minnesota, May 16, 1983)
	4 (at Seattle, September 21, 1996)
Most Grand Slams, Season	8 (1993 and 1999)
Fewest, Season	90 (1974)
Fewest Grand Slams, Season	0 (1974 and 2003)
Consecutive Innings, No HR	136.2 (June 19-July 4, 1974)

## Hit Batters

Most, Season	68 (2004)
Most, Game	4 (vs. Texas, April 20, 2003)
Fewest, Season	19 (1972)

## Wild Pitches

Most, Season	72 (1979)
Most, Game	4 (vs. California, July 7, 1975)
	4 (at Texas, June 11, 1988)
	4 (at Boston, June 20, 1991)
	4 (vs. Anaheim, September 24, 1998)
Fewest, Season	28 (1974)

## Oakland Athletics Records, continued

### Balks

Most, Season	76 (1988)
Most, Game	5 (at Seattle, April 13, 1988)
Fewest, Season	1 (1974, 2000)

### INDIVIDUAL BATTING

#### Highest Batting Average

Career	.300 (Jason Giambi, 1995-2001, 09)
Season, Left Hander	.342 (Jason Giambi, 2001)
Season, Right Hander	.336 (Carney Lansford, 1989)
Season, Switch Hitter	.290 (Brent Gates, 1993)
Season, Pinch Hitter	.636 (Mike Macfarlane, 1998)
Season, Designated Hitter	.328 (Erubiel Durazo, 2004)
Season, Rookie	.307 (Mitchell Page, 1977)

#### Highest Slugging Percentage

Career	.551 (Mark McGwire, 1986-97)
Season, Right Hander	.730 (Mark McGwire, 1996)
Season, Left Hander	.660 (Jason Giambi, 2001)
Season, Switch Hitter	.493 (Nick Swisher, 2006)
Season, Rookie	.618 (Mark McGwire, 1987)

#### Highest On-Base Percentage

Career	.409 (Rickey Henderson, 1979-84, 89-95, 98)
Season, Left Hander	.477 (Jason Giambi, 2001)
Season, Right Hander	.467 (Mark McGwire, 1996)
Season, Switch Hitter	.381 (Nick Swisher, 2007)
Season, Rookie	.405 (Mitchell Page, 1977)

#### Most Games Played

Career	1704 (Rickey Henderson, 1979-84, 89-95, 98)
Season	162 (Sal Bando, 1968, 1969 and 1973) 162 (Alfredo Griffin, 1985 and 1986) 162 (Terrence Long, 2001 and 2002) 162 (Miguel Tejada, 2001, 2002 and 2003)
Season, Rookie	160 (Phil Garner, 1975)
Consecutive	594 (Miguel Tejada, June 2, 2000 to September 28, 2003)

#### Most At Bats

Career	6140 (Rickey Henderson, 1979-84, 89-95, 98)
Season	662 (Miguel Tejada, 2002)
Season, Rookie	600 (Jose Canseco, 1986)
Game	9 (10 times. Last: Mike Heath at Texas, July 1, 1979)

### Most Runs

Career	1270 (Rickey Henderson, 1979-84, 89-95, 98)
Season	123 (Reggie Jackson, 1969)
Season, Rookie	104 (Terrence Long, 2000)
Game	5 (Mike Edwards vs. Texas, September 8, 1978) 5 (Mark McGwire at Cleveland, June 27, 1987) 5 (Luis Polonia at Kansas City, September 9, 1988)

### Most Hits

Career	1768 (Rickey Henderson, 1979-84, 89-95, 98)
Season, Right Hander	204 (Miguel Tejada, 2002)
Season, Left Hander	190 (Mark Kotsay, 2004)
Season, Switch Hitter	169 (Alfredo Griffin, 1986)
Season, Pinch Hitter	13 (Bob Johnson, 1969) 13 (Tommy Davis, 1971) 13 (Dave Magadan, 1997)
Season, Rookie	168 (Ben Grieve, 1998) 168 (Terrence Long, 2000)
Game	5 (30 times. Last: Hideki Matsui at New York-AL, July 24, 2011)
Consecutive	8 (Brent Gates, May 23-24, 1994) 8 (Dave Magadan, August 26-30, 1997)
Hitting Streak	25 (Jason Giambi, May 12-June 23, 1997)
Consecutive Games Reaching Base	62 (Mark McGwire, Sept. 16, 1995-June 18, 1996)
Consecutive At Bats, No Hits	40 (Jose Canseco, August 8-23, 1986)

### Multiple Hit Games

Career	474 (Rickey Henderson, 1979-84, 89-95, 98)
Season	57 (Mark Kotsay, 2004) 57 (Miguel Tejada, 2002)
Season, Rookie	49 (Terrence Long, 2000) 49 (Brent Gates, 1993)
Season, Five-Hit Games	2 (Sal Bando, 1969) 2 (Adam Kennedy, 2009)
Season, Four-Hit Games	5 (Claudell Washington, 1975) 5 (Carney Lansford, 1988)
Season, Three-Hit Games	19 (Carney Lansford, 1989) 19 (Jason Giambi, 1999) 19 (Mark Kotsay, 2004)

### Most Singles

Career	1271 (Rickey Henderson, 1979-84, 89-95, 98)
Season	153 (Carney Lansford, 1989)
Season, Rookie	117 (Brent Gates, 1993)

## OAKLAND A'S FIVE-HIT GAMES

Bert Campaneris at Washington, August 9, 1968  
Reggie Jackson at Boston, June 14, 1969  
Sal Bando at Seattle, July 17, 1969  
Tito Francona at Chicago, September 12, 1969  
Sal Bando at Seattle, September 30, 1969  
Joe Rudi vs. Minnesota, September 22, 1970  
Dave Duncan vs. Boston, July 12, 1972  
Claudell Washington at Detroit, August 30, 1974  
Bert Campaneris at Boston, August 22, 1976  
Jim Essian at Texas, July 1, 1979  
Tony Phillips at Baltimore, May 16, 1986  
Stan Javier vs. Cleveland, July 18, 1988  
Luis Polonia at Kansas City, September 9, 1988  
Dave Henderson at California, April 16, 1991  
Rickey Henderson vs. Texas, September 29, 1991

Carney Lansford at California, September 8, 1992  
Geronimo Berroa at Minnesota, April 10, 1994  
Jason Giambi at Seattle, July 2, 1996  
Dave Magadan vs. New York (AL), August 27, 1997  
Ben Grieve at Cleveland, April 29, 1998  
Mike Stanley at Toronto, September 4, 2000  
Miguel Tejada vs. Texas, June 19, 2003  
Eric Byrnes at San Francisco, June 29, 2003  
Mark Kotsay vs. Seattle, April 30, 2005  
Eric Chavez at Atlanta, June 12, 2005  
Adam Kennedy at Boston, July 28, 2009  
Mark Ellis at Baltimore, August 10, 2009  
Adam Kennedy vs. Chicago (AL), August 15, 2009  
Ryan Sweeney vs. Cleveland, May 5, 2011  
Hideki Matsui at New York (AL), July 24, 2011



Game . . . . . 5 (Stan Javier vs. Cleveland, July 18, 1988)  
5 (Sal Bando at Washington, September 30, 1969)

### Most Doubles

Career . . . . . 289 (Rickey Henderson, 1979-84, 89-95, 98)  
Season . . . . . 47 (Jason Giambi, 2001)  
Season, Rookie . . . . . 41 (Ben Grievie, 1998)  
Game . . . . . 3 (25 times. Last: Hideki Matsui  
vs. Seattle, September 4, 2011)

### Most Triples

Career . . . . . 41 (Rickey Henderson, 1979-84, 89-95, 98)  
Season . . . . . 12 (Phil Garner, 1976)  
Season, Rookie . . . . . 10 (Luis Polonia, 1987)  
Game . . . . . 2 (10 times. Last: Rajai Davis at Det., Sept. 9, 2008)

### Most Home Runs

Career . . . . . 363 (Mark McGwire, 1986-97)  
Career, Pinch Hit . . . . . 5 (Jeff Burroughs, 1982-84)  
5 (Mark McGwire, 1986-97)  
5 (Terry Steinbach, 1986-96)  
5 (Mike Aldrete, 1993-95)  
Career, Designated Hitter . . . . . 98 (Dave Kingman, 1984-86)  
Career, Grand Slams . . . . . 9 (Mark McGwire, 1986-97)  
Career, Inside The Park . . . . . 4 (Reggie Jackson, 1968-75, 87)  
Career, Leadoff . . . . . 43 (Rickey Henderson, 1979-84, 89-95, 98)  
Season, Right Hander . . . . . 52 (Mark McGwire, 1996)  
Season, Left Hander . . . . . 47 (Reggie Jackson, 1969)  
Season, Switch Hitter . . . . . 35 (Nick Swisher, 2006)  
Season, Pinch Hitter . . . . . 4 (Jeff Burroughs, 1982)  
Season, Designated Hitter . . . . . 39 (Frank Thomas, 2006)  
Season, Grand Slams . . . . . 4 (Jason Giambi, 2000)  
Season, Inside The Park . . . . . 2 (Reggie Jackson, 1968)  
Season, Leadoff . . . . . 7 (Rickey Henderson, 1993)  
Season, Rookie . . . . . 49 (Mark McGwire, 1987)  
Season, Home . . . . . 27 (Jason Giambi, 2001)  
Season, Road . . . . . 28 (Mark McGwire, 1987 and 1996)  
28 (Jose Canseco, 1991)  
Month . . . . . 15 (Mark McGwire, May, 1987)  
Game . . . . . 3 (13 times, last: Erubiel Durazo  
at Baltimore, August 18, 2004)  
Game, Both Sides of Plate . . . . . **eight times, last: Coco Crisp  
(at New York-AL, August 24, 2011)**  
Two Consecutive Games . . . . . 5 (Mark McGwire, June 27-28, 1987)  
5 (Mark McGwire, June 10-11, 1995)  
Inning . . . . . 2 (Mark McGwire, September 22, 1996; 5th inn.)  
Consecutive Games With Home Run . . . . . 6 (Frank Thomas,  
Sept. 5-11, 2006)  
Consecutive At Bats With Home Run . . . . . 4  
(Mike Epstein vs. Washington, June 15-16, 1971)  
Home Run, First Major League At Bat . . . . . **twice:**  
(Joe Keough, August 7, 1968 at New York, G#2)  
(Terry Steinbach, September 12, 1986 at Cleveland)

### Most RBI

Career . . . . . 941 (Mark McGwire, 1986-97)  
Season, Left Hander . . . . . 137 (Jason Giambi, 2000)  
Season, Right Hander . . . . . 131 (Miguel Tejada, 2002)  
Season, Switch Hitter . . . . . 101 (Ruben Sierra, 1993)  
Season, Pinch Hitter . . . . . 12 (Tommy Davis, 1971)  
12 (Jeff Burroughs, 1982)  
Season, Designated Hitter . . . . . 114 (Frank Thomas, 2006)  
Season, Rookie . . . . . 118 (Mark McGwire, 1987)  
Game . . . . . 10 (Reggie Jackson at Boston, June 14, 1969)  
Inning . . . . . 6 (Matt Stairs vs. California, July 5, 1996; 1st inn.)  
Consecutive Games With RBI . . . . . 10 (Rick Monday,  
April 20-30, 1969)

### Most Total Bases

Career . . . . . 2640 (Rickey Henderson, 1979-84, 89-95, 98)  
Season . . . . . 347 (Jose Canseco, 1988)  
Season, Rookie . . . . . 344 (Mark McGwire, 1987)  
Game . . . . . 14 (Harold Baines vs. Baltimore, May 7, 1991)

### Most Extra Base Hits

Career . . . . . 563 (Mark McGwire, 1986-97)  
Season . . . . . 87 (Jason Giambi, 2001)  
Season, Rookie . . . . . 81 (Mark McGwire, 1987)  
Game . . . . . 4 (five times. Last: Matt Holliday  
vs. Minnesota, July 20, 2009)

### Most Walks

Career . . . . . 1227 (Rickey Henderson, 1979-84, 89-95, 98)  
Career, Intentional . . . . . 84 (Reggie Jackson, 1968-75, 87)  
Season . . . . . 137 (Jason Giambi, 2000)  
Season, Rookie . . . . . 86 (Wayne Gross, 1977)  
Season, Intentional . . . . . 24 (Jason Giambi, 2001)  
Game . . . . . 5 (Bill North vs. California, September 17, 1973)  
5 (Rickey Henderson vs. California, April 8, 1982)  
5 (Jose Canseco at Texas, August 4, 1992)  
5 (Mark McGwire vs. Kansas City, April 26, 1997)  
Consecutive . . . . . 7 (Jose Canseco, August 4-5, 1992)

### Most Strikeouts

Career . . . . . 1180 (Reggie Jackson, 1968-75, 87)  
Season . . . . . 197 (Jack Cust, 2008)  
Season, Rookie . . . . . 175 (Jose Canseco, 1986)  
Game . . . . . 5 (Reggie Jackson vs. Minnesota, Sept. 27, 1968)  
5 (Rick Monday at Boston, April 29, 1970)  
5 (Tony Armas vs. Milwaukee, May 9, 1981)  
5 (Jose Canseco vs. Kansas City, July 16, 1997)  
5 (John Jaha at Cleveland, April 20, 2000)  
5 (Nick Swisher at San Diego, June 29, 2006)  
Consecutive Games . . . . . 8 (Rick Monday, April 28-29, 1970)  
8 (Jose Canseco, July 14-16, 1997)

### Most Hit By Pitch

Career . . . . . 59 (Sal Bando, 1968-76)  
Season . . . . . 20 (Don Baylor, 1976)  
20 (Jason Kendall, 2005)  
Season, Rookie . . . . . 15 (Olmedo Saenz, 1999)  
Game . . . . . 2 (31 times. Last: Josh Willingham  
at Seattle, April 24, 2011)

### Most Sacrifice Hits

Career . . . . . 101 (Bert Campaneris, 1968-76)  
Season . . . . . 22 (Dwayne Murphy, 1980)  
Season, Rookie . . . . . 21 (Phil Garner, 1975)  
Game . . . . . 2 (61 times. Last: **Daric Barton  
at Los Angeles (AL), April 11, 2010**)

### Most Sacrifice Flies

Career . . . . . 59 (Mark McGwire, 1986-97)  
Season . . . . . 14 (Dave Kingman, 1984)  
Season, Rookie . . . . . 9 (Jose Canseco, 1986)  
Game . . . . . 2 (26 times. Last: **Coco Crisp  
at Los Angeles-AL, September 25, 2011**)

### Most Grounded Into Double Plays

Career . . . . . 137 (Terry Steinbach, 1986-96)  
Season . . . . . 32 (Ben Grievie, 2000)  
Season, Rookie . . . . . 20 (Bobby Crosby, 2004)  
Game . . . . . 2 (171 times. Last: **Eric Sogard  
vs. Detroit, September 15, 2011**)



## Oakland Athletics Records, continued

### Most Stolen Bases

Career	. . . . .867 (Rickey Henderson, 1979-84, 89-95, 98)
Season	. . . . .130 (Rickey Henderson, 1982)
Season, Rookie	. . . . .42 (Mitchell Page, 1977)
Game	. . . . .5 (Bert Campaneris vs. Minnesota, May 24, 1976) 5 (Rickey Henderson vs. Seattle, July 29, 1989)
Consecutive	. . . . .28 (Stan Javier, May 31-October 1, 1995)

### Most Caught Stealing

Career	. . . . .219 (Rickey Henderson, 1979-84, 89-95, 98)
Season	. . . . .42 (Rickey Henderson, 1982)
Season, Rookie	. . . . .21 (Mike Edwards, 1978)
Game	. . . . .3 (Rickey Henderson at California, July 27, 1982)

## INDIVIDUAL PITCHING

### Most Games Won

Career	. . . . .131 (Jim Hunter, 1968-74)
Season, Right Hander	. . . . .27 (Bob Welch, 1990)
Season, Left Hander	. . . . .24 (Vida Blue, 1971)
Season, Rookie	. . . . .12 (Chris Codiroli, 1983) 12 (Joe Blanton, 2005)
Consecutive	. . . . .13 (Jim Hunter, 1973)

### Most Games Lost

Career	. . . . .105 (Rick Langford, 1977-86)
Season, Right Hander	. . . . .20 (Brian Kingman, 1980)
Season, Left Hander	. . . . .19 (Vida Blue, 1977)
Season, Rookie	. . . . .19 (Rick Langford, 1977)
Consecutive	. . . . .14 (Matt Keough, 1979)
Consecutive over two seasons	. . . . .18 (Matt Keough, Sept. 11, 1978-Aug. 8, 1979)

### Most Saves

Career	. . . . .320 (Dennis Eckersley, 1987-95)
Season, Right Hander	. . . . .51 (Dennis Eckersley, 1992)
Season, Left Hander	. . . . .17 (Alan Embree, 2007)
Season, Rookie	. . . . .26 (Andrew Bailey, 2009)
Consecutive Saves (since 1988)	. . . . .40 (Dennis Eckersley, Sept. 15, 1991-Aug. 8, 1992)

### Lowest Earned Run Average

Career	. . . . .2.74 (Dennis Eckersley, 1987-95)
Season, Starter	. . . . .1.82 (Vida Blue, 1971)
Season, Reliever (min. 50 ip)	. . . . .0.61 (Dennis Eckersley, 1990)
Season, Rookie (min. 100 ip)	. . . . .2.93 (Dave Hamilton, 1972)

### Most Games

Career	. . . . .525 (Dennis Eckersley, 1987-95)
Season	. . . . .84 (Billy Koch, 2002)
Season, Rookie	. . . . .71 (Aaron Small, 1997)
Consecutive	. . . . .6 (Paul Lindblad, August 21-27, 1970) 6 (Bob Locker, August 21-27, 1970) 6 (Darold Knowles, August 7-12, 1972) 6 (Buddy Groom, July 11-19, 1999)

### Most Games Started

Career	. . . . .262 (Vida Blue, 1969-77)
Season	. . . . .41 (Jim Hunter, 1974)
Season, Rookie	. . . . .33 (Joe Blanton, 2005)

### Most Complete Games

Career	. . . . .105 (Vida Blue, 1969-77)
Season	. . . . .28 (Rick Langford, 1980)
Season, Rookie	. . . . .8 (Steve McCatty, 1979)
Consecutive	. . . . .22 (Rick Langford, May 23-Sept. 12, 1980)
Consecutive Won	. . . . .9 (Rick Langford, July 15-Aug. 15, 1980)

### Most Shutouts

Career	. . . . .28 (Vida Blue, 1969-77)
Season	. . . . .8 (Vida Blue, 1971)
Season, Rookie	. . . . .2 (Vida Blue, 1970) 2 (John Johnson, 1978) 2 (Chris Codiroli, 1983)
Consecutive	. . . . .3 (Mike Torrez, September 3, 7, 11, 1976) 3 (Bobby Witt, June 23, 28, July 3, 1994)
Consecutive Scoreless IP, Reliever	. . . . .39.0 (Brad Ziegler, 2008)
Consecutive Scoreless IP, Starter	. . . . .37.0 (Mike Torrez, 1976)

### Most Innings Pitched

Career	. . . . .1946.0 (Vida Blue, 1969-77)
Season	. . . . .318 (Jim Hunter, 1974)
Season, Rookie	. . . . .208.1 (Rick Langford, 1977)
Game	. . . . .14.0 (four times. Last: Steve McCatty vs. Seattle, August 10, 1980)

### Hits

Career, Most	. . . . .1650 (Vida Blue, 1969-77)
Season, Most	. . . . .284 (Vida Blue, 1977)
Season, Rookie	. . . . .223 (Rick Langford, 1977)
Season, Low-Hit Games (0,1,2)	. . . . .3 (Ron Darling, 1992) 3 (Mike Torrez, 1976) 3 (Jim Hunter, 1972)
Game, Most	. . . . .17 (Mike Norris vs. Milwaukee, Sept. 26, 1980)
Game, Fewest	. . . . .0 Jim Hunter vs. Minnesota, May 8, 1968 (Perfect game) Vida Blue vs. Minnesota, September 21, 1970 Vida Blue, Glenn Abbott, Paul Lindblad and Rollie Fingers vs. California, September 28, 1975 Mike Warren vs. Chicago, September 29, 1983 Dave Stewart at Toronto, June 29, 1990 Dallas Braden vs. Tampa Bay, May 9, 2010 (Perfect game)
Consecutive Games, Fewest	. . . . .3 (Bobby Witt, June 23-28, 1994)

### Most Runs

Career	. . . . .784 (Dave Stewart, 1986-92, 95)
Season	. . . . .144 (Matt Keough, 1982)
Season, Rookie	. . . . .115 (Chris Codiroli, 1983)
Game	. . . . .14 (Mike Oquist vs. New York, August 3, 1998)

### Most Earned Runs

Career	. . . . .712 (Dave Stewart, 1986-92, 95)
Season	. . . . .133 (Matt Keough, 1982)
Season, Rookie	. . . . .102 (Chris Codiroli, 1983)
Game	. . . . .14 (Mike Oquist vs. New York, August 3, 1998)

### Most Walks

Career	. . . . .655 (Dave Stewart, 1986-92, 95)
Season	. . . . .112 (John Odom, 1969)
Season, Rookie	. . . . .102 (Eric Plunk, 1986)
Game	. . . . .9 (five times. Last: Kelly Downs vs. Baltimore, August 31, 1992)



# FRANCHISE CAREER BATTING LEADERS

## Games

Campaneris	1795
Henderson	1704
Dykes	1702
Bando	1468
Johnson, B.	1459
Suder	1421
Davis, H.	1413
Murphy, Da.	1411
Miller	1361
Valo	1361

## Runs

Henderson	1270
Johnson, B.	997
Campaneris	983
Foxx	975
Simmons	969
Bishop	882
Dykes	881
Cochrane	823
Davis, H.	811
McGwire	773

## Doubles

Dykes	365
Simmons	348
Davis, H.	319
Johnson, B.	307
Miller	292
Henderson	289
Chavez	282
Murphy, Da.	275
Moses	274
Campaneris	270

## Walks

Henderson	1227
Bishop	1043
Johnson	853
McGwire	847
Valo	821
Bando	792
Foxx	781
Joost	768
Hartsell	733
Murphy, Dw.	694

## Stolen Bases

Henderson	867
Campaneris	566
Collins	377
North	232
Davis, H.	223
Hartsell	195
Oldring	187
Murphy, Da.	185
Baker, F.	172
Lansford	146

## At Bats

Campaneris	7180
Henderson	6140
Dykes	6023
Johnson, B.	5428
Davis, H.	5367
Bando	5145
Murphy, Da.	5134
Simmons	5132
Suder	5085
Chavez	4783

## Hits

Campaneris	1882
Simmons	1827
Henderson	1768
Dykes	1705
Johnson, B.	1617
Davis, H.	1498
Foxx	1492
Murphy, Da.	1488
Miller	1483
Lansford	1317
Cochrane	1317

## Triples

Murphy, Da.	102
Simmons	98
Baker	88
Collins	84
Davis, H.	83
Foxx	79
Oldring	75
Hartsell	74
Miller	73
Dykes	73

## Strikeouts

Jackson	1226
Canseco	1096
McGwire	1043
Campaneris	933
Chavez	922
Henderson	915
Murphy, Dw.	883
Green	785
Dykes	705
Bando	702

## Batting Average

Simmons	.356
Foxx	.339
Collins	.337
Cochrane	.321
Baker	.321
McInnis	.313
Miller	.311
Cramer	.308
Moses	.307
Hale	.305

(Min. 2500 plate appearances)



Bert "Campy" Campaneris

## Home Runs

McGwire	363
Foxx	302
Jackson	269
Canseco	254
Johnson, B.	252
Chavez	230
Simmons	209
Giambi	198
Bando	192
Zernial	191

## Total Bases

Simmons	2998
Johnson, B.	2824
Foxx	2813
Henderson	2640
Campaneris	2502
Dykes	2477
McGwire	2451
Jackson	2323
Chavez	2288
Miller	2206

## Slugging Percentage

Foxx	.640
Simmons	.584
McGwire	.551
Giambi	.531
Johnson, B.	.520
Canseco	.507
Jackson	.496
Cochrane	.490
Zernial	.489
Chavez	.478

(Min. 2500 plate appearances)

## Runs Batted In

Simmons	1178
Foxx	1074
Johnson, B.	1040
McGwire	941
Bando	796
Canseco	793
Chavez	787
Jackson	776
Dykes	764
Miller	762
Davis, H.	762

## Extra Base Hits

Simmons	655
Foxx	638
Johnson, B.	631
McGwire	563
Chavez	532
Jackson	530
Dykes	525
Henderson	497
Davis, H.	470
Miller	460

## On-Base Percentage

Foxx	.440
Fain	.426
Bishop	.423
Collins	.422
Cochrane	.412
Henderson	.409
Giambi	.406
Valo	.403
Simmons	.398
Johnson, B.	.395

(Min. 2500 plate appearances)

# OAKLAND CAREER BATTING LEADERS

## Games

Henderson.....	1704
Bando.....	1410
McGwire.....	1329
Chavez.....	1320
Jackson.....	1311
Campaneris.....	1295
Murphy.....	1213
Lansford.....	1203
Steinbach.....	1199
Rudi.....	1088

## Runs

Henderson.....	1270
McGwire.....	773
Jackson.....	743
Chavez.....	730
Bando.....	725
Campaneris.....	722
Canseco.....	662
Giambi.....	640
Lansford.....	617
Murphy.....	614

## Doubles

Henderson.....	289
Chavez.....	282
Giambi.....	241
Jackson.....	230
Rudi.....	214
Bando.....	208
Steinbach.....	205
Ellis.....	204
Lansford.....	201
McGwire.....	195

## Walks

Henderson.....	1227
McGwire.....	847
Bando.....	775
Murphy.....	693
Giambi.....	636
Jackson.....	623
Chavez.....	565
Tenace.....	475
Canseco.....	469
Phillips.....	413

## Stolen Bases

Henderson.....	867
Campaneris.....	398
North.....	232
Lansford.....	146
Jackson.....	144
Canseco.....	135
Davis, M.....	121
Davis, R.....	116
Page.....	104
Javier.....	103

## At Bats

Henderson.....	6140
Campaneris.....	5159
Bando.....	4991
Chavez.....	4783
Lansford.....	4568
Jackson.....	4568
McGwire.....	4448
Steinbach.....	4162
Murphy.....	4047
Canseco.....	3970

## Hits

Henderson.....	1768
Campaneris.....	1355
Lansford.....	1317
Bando.....	1279
Chavez.....	1276
Jackson.....	1207
McGwire.....	1157
Steinbach.....	1144
Giambi.....	1100
Rudi.....	1079

## Triples

Henderson.....	41
Campaneris.....	39
Rudi.....	32
Phillips.....	29
Lansford.....	23
Jackson.....	23
North.....	23
Bando.....	22
Ellis.....	22
Monday.....	21
Page.....	21

## Strikeouts

Jackson.....	1180
Canseco.....	1096
McGwire.....	1043
Chavez.....	922
Henderson.....	915
Murphy.....	883
Steinbach.....	689
Bando.....	675
Giambi.....	674
Cust.....	673

## Batting Average

Giambi.....	.300
Berroa.....	.293
Lansford.....	.288
Henderson.....	.288
Kotsay.....	.282
Grieve.....	.280
Steinbach.....	.275
Griffin.....	.273
Rudi.....	.273
North.....	.271

(Min. 1750 plate appearances)



Rickey Henderson

## Home Runs

McGwire.....	363
Jackson.....	268
Canseco.....	254
Chavez.....	230
Giambi.....	198
Bando.....	192
Henderson.....	167
Tejada.....	156
Murphy.....	153
Steinbach.....	132

## Total Bases

Henderson.....	2640
McGwire.....	2451
Chavez.....	2288
Jackson.....	2287
Bando.....	2107
Canseco.....	2012
Giambi.....	1949
Lansford.....	1846
Steinbach.....	1773
Campaneris.....	1764

## Slugging Percentage

McGwire.....	.551
Giambi.....	.531
Stairs.....	.509
Canseco.....	.507
Jackson.....	.501
Berroa.....	.499
Chavez.....	.478
Grieve.....	.475
Swisher.....	.464
Tejada.....	.460

(Min. 1750 plate appearances)

## Runs Batted In

McGwire.....	941
Canseco.....	793
Bando.....	789
Chavez.....	787
Jackson.....	770
Giambi.....	715
Henderson.....	648
Tejada.....	604
Steinbach.....	595
Murphy.....	563

## Extra Base Hits

McGwire.....	563
Chavez.....	532
Jackson.....	521
Henderson.....	497
Canseco.....	448
Giambi.....	446
Bando.....	422
Rudi.....	362
Tejada.....	358
Steinbach.....	351

## On-Base Percentage

Henderson.....	.409
Giambi.....	.406
Cust.....	.381
McGwire.....	.380
Tenace.....	.374
Monday.....	.371
Grieve.....	.370
North.....	.364
Stairs.....	.363
<b>Barton.....</b>	<b>.362</b>

(Min. 1750 plate appearances)

# FRANCHISE CAREER PITCHING LEADERS

## Games

Eckersley	525
Plank	524
Fingers	502
Rommel	500
Lindblad	479
Walberg	412
Grove	402
Honeycutt	387
Bender	385
Hunter	363

## Complete Games

Plank	362
Bender	230
Grove	181
Waddell	168
Rommel	147
Coombs	136
Walberg	126
Hunter	116
Blue	105
Kellner	95

## Wins

Plank	284
Grove	195
Bender	193
Rommel	171
Hunter	161
Walberg	134
Waddell	131
Blue	124
Stewart	119
Coombs	115

## Innings Pitched

Plank	3860.2
Bender	2603.0
Rommel	2556.1
Hunter	2456.1
Grove	2400.2
Walberg	2186.2
Blue	1946.0
Waddell	1869.1
Kellner	1730.1
Stewart	1717.1

## Games Started

Plank	459
Hunter	340
Bender	288
Grove	267
Walberg	267
Blue	262
Rommel	249
Stewart	245
Kellner	239
Zito	222

## Shutouts

Plank	59
Waddell	37
Bender	37
Hunter	31
Blue	28
Coombs	28
Grove	20
Rommel	18
Dygart	16
Bush	15
Walberg	15

## Losses

Plank	162
Rommel	119
Walberg	114
Hunter	113
Kellner	108
Langford	105
Bender	102
Harriss	93
Blue	86
Naylor	83

## Walks

Plank	913
Walberg	853
Grove	740
Odom	732
Rommel	724
Kellner	717
Hunter	687
Marchildon	682
Stewart	655
Blue	617



Eddie Plank

## Saves

Eckersley	320
Fingers	136
Taylor	100
Street	94
Bailey	75
Isringhausen	75
Howell	61
Koch	44
Foulke	44
Caudill	37

(Since 1969)

## Strikeouts

Plank	1985
Waddell	1576
Bender	1536
Grove	1523
Hunter	1520
Blue	1315
Stewart	1152
Zito	1096
Walberg	907
Hudson	899

## ERA

Waddell	1.97
Morgan	2.15
Bender	2.32
Plank	2.39
Coombs	2.60
Dygart	2.65
Grove	2.88
Fingers	2.91
Holtzman	2.92
Blue	2.95

(Min. 700 innings pitched)

## Won-Loss Percentage

Grove	195-79	.712
Hudson	92-39	.702
Mulder	81-42	.659
Bender	193-102	.654
Plank	284-162	.637
Coombs	115-67	.632
Earnshaw	98-58	.628
Zito	102-63	.618
Welch	96-60	.615
Waddell	131-82	.615

(Min. 100 decisions)

## DESIGNATED HITTER RULE

A hitter may be designated to bat for the pitcher in any spot in the batting order in any game without affecting the status of the pitcher. The designated hitter must be selected and be included on the lineup cards presented to the umpire-in-chief prior to the game. Failure to do so precludes the use of a designated hitter for that game.

The designated hitter is "locked" into the batting order but may be removed for a pinch-hitter or pinch-runner, who in turn becomes the designated hitter. The designated hitter, while still in the game, may be used defensively but the pitcher then assumes the batting order of the replaced defensive player, thus terminating the designated hitter role. The designated hitter is eligible for all American League batting titles.

# OAKLAND CAREER PITCHING LEADERS

Games	
Eckersley	525
Fingers	502
Lindblad	391
Honeycutt	387
Groom	301
Nelson	281
Taylor	281
Blue	273
Hunter	266
Mohler	262

Complete Games	
Blue	105
Hunter	96
Langford	85
Holtzman	54
Keough	53
Norris	52
Stewart	49
McCatty	45
Dobson	42
Odom	34

Wins	
Hunter	131
Blue	124
Stewart	119
Zito	102
Welch	96
Hudson	92
Mulder	81
Holtzman	77
Langford	73
Odom	71

Innings Pitched	
Blue	1946.0
Hunter	1886.1
Stewart	1717.1
Langford	1467.2
Zito	1430.1
Welch	1271.1
Hudson	1240.2
Odom	1202.1
McCatty	1189.0
Norris	1123.2

Games Started	
Blue	262
Hunter	260
Stewart	245
Zito	222
Welch	195
Langford	195
Hudson	183
Odom	178
McCatty	161
Norris	157

Shutouts	
Blue	28
Hunter	24
Holtzman	13
Odom	11
Dobson	10
Langford	10
Stewart	9
Hudson	8
Mulder	8
four players tied	7

Losses	
Langford	105
Blue	86
Stewart	78
Hunter	77
Keough	75
Zito	63
McCatty	63
Odom	61
Fingers	61
Welch	60

Walks	
Stewart	655
Blue	617
Odom	598
Zito	560
McCatty	520
Norris	499
Hunter	493
Welch	469
Keough	456
Langford	402



Jim "Catfish" Hunter

Saves	
Eckersley	320
Fingers	136
Taylor	100
Street	94
Bailey	75
Isringhausen	75
Howell	61
Koch	44
Foulke	44
Caudill	37

Strikeouts	
Blue	1315
Stewart	1152
Hunter	1139
Zito	1096
Hudson	899
Fingers	784
Welch	677
Odom	675
Mulder	668
Eckersley	658

ERA	
Eckersley	2.74
Segui	2.78
Duchscherer	2.82
Fingers	2.91
Holtzman	2.92
Blue	2.95
Lindblad	2.98
Hunter	3.00
Honeycutt	3.10
Hudson	3.30

(Min. 400 innings pitched)

Won-Loss Percentage	
Hudson	92-39 .702
Mulder	81-42 .659
Davis	38-21 .644
Harden	40-23 .635
Hunter	131-77 .630
Zito	102-63 .618
Lindblad	42-26 .618
Welch	96-60 .615
Stewart	119-78 .604
Blue	124-86 .590

(Min. 50 decisions)

RECORDS

## LASTS BY A'S PITCHERS

**Run:** Trevor Cahill, June 17, 2009 at Los Angeles  
**Hit:** Ben Sheets, June 19, 2010 at St. Louis  
**Double:** Joe Kennedy, June 12, 2007 at Houston  
**Triple:** John Odom, August 22, 1971 vs. Boston (Game 1)

**Homer:** John Odom, September 4, 1972 vs. California (Game 1)  
**RBI:** Joe Kennedy, June 12, 2007 at Houston  
**Walk:** Dana Eveland, May 16, 2008 at Atlanta  
**Stolen Base:** Gene Nelson, July 3, 1988 at Toronto (pinch runner)

# FRANCHISE SEASON BATTING LEADERS

## Games

Tejada (2003).....	162
Long (2002).....	162
Tejada (2002).....	162
Long (2001).....	162
Tejada (2001).....	162
Griffin (1986).....	162
Griffin (1985).....	162
Bando (1973).....	162
Bando (1969).....	162
Bando (1968).....	162
Siebern (1962).....	162

## Runs

Simmons (1930).....	152
Foxx (1932).....	151
Lajoie (1901).....	145
Simmons (1932).....	144
Collins (1912).....	137
Joost (1949).....	128
Foxx (1930).....	127
Foxx (1933).....	125
Collins (1913).....	125
Jackson (1969).....	123
Foxx (1929).....	123

## Doubles

Simmons (1926).....	53
Moses (1937).....	48
Lajoie (1901).....	48
Giambi (2001).....	47
McNair (1932).....	47
H. Davis (1905).....	47
Seybold (1903).....	45
B. Johnson (1933).....	44
five tied with.....	43

## Walks

Joost (1949).....	149
Giambi (2000).....	137
Fain (1949).....	136
Fain (1950).....	133
Giambi (2001).....	129
Bishop (1930).....	128
Bishop (1929).....	128
Joost (1952).....	122
Hartsel (1905).....	121
Valo (1949).....	119
Joost (1948).....	119

## Stolen Bases

RHenderson (1982) ..	130
RHenderson (1983) ..	108
RHenderson (1980) ..	100
Collins (1910).....	81
North (1976).....	75
Collins (1909).....	67
RHenderson (1998) ..	66
RHenderson (1984) ..	66
RHenderson (1990) ..	65
Collins (1912).....	63

## At Bats

Simmons (1932).....	670
Tejada (2002).....	662
Cramer (1933).....	661
Simmons (1925).....	658
Finney (1936).....	653
Moses (1937).....	649
Cramer (1934).....	649
Damon (2001).....	644
Cramer (1935).....	644
Campaneris (1968)...	642

## Hits

Simmons (1925).....	253
Lajoie (1901).....	232
Simmons (1932).....	216
Cramer (1935).....	214
Foxx (1932).....	213
Simmons (1929).....	212
Simmons (1930).....	211
Moses (1937).....	208
Foxx (1933).....	204
Tejada (2002).....	204

## Triples

Baker (1912).....	21
Baker (1909).....	19
Da. Murphy (1910)....	18
Da. Murphy (1904)....	17
Simmons (1930).....	16
Miller (1929).....	16
Strunk (1915).....	16
Cimoli (1962).....	15
Witt (1916).....	15
Baker (1910).....	15
Collins (1910).....	15

## Strikeouts

Cust (2008).....	197
Cust (2009).....	185
Canseco (1986).....	175
Jackson (1968).....	171
Cust (2007).....	164
Jackson (1971).....	161
Canseco (1990).....	158
Canseco (1987).....	157
Swisher (2006).....	152
Canseco (1991).....	152

## Batting Average

Lajoie (1901).....	.426
Simmons (1931).....	.390
Simmons (1925).....	.384
Simmons (1930).....	.381
Collins (1911).....	.365
Simmons (1929).....	.365
Foxx (1932).....	.364
Cochrane (1930).....	.357
Cobb (1927).....	.357
Foxx (1933).....	.356
Lamar (1925).....	.356



Al Simmons

## Home Runs

Foxx (1932).....	58
McGwire (1996).....	52
McGwire (1987).....	49
Foxx (1933).....	48
Jackson (1969).....	47
Canseco (1991).....	44
Foxx (1934).....	44
Giambi (2000).....	43
McGwire (1992).....	42
Canseco (1988).....	42
Zernial (1953).....	42

## Total Bases

Foxx (1932).....	438
Foxx (1933).....	403
Simmons (1930).....	392
Simmons (1925).....	392
Simmons (1929).....	373
Simmons (1932).....	367
Foxx (1930).....	358
Moses (1937).....	357
Foxx (1934).....	352
Canseco (1988).....	347

## Slugging Percentage

Foxx (1932).....	.749
McGwire (1996).....	.730
Simmons (1930).....	.708
Foxx (1933).....	.703
Giambi (2001).....	.660
Foxx (1934).....	.653
Giambi (2000).....	.647
Lajoie (1901).....	.643
Simmons (1929).....	.642
Simmons (1931).....	.641

## Runs Batted In

Foxx (1932).....	169
Simmons (1930).....	165
Foxx (1933).....	163
Simmons (1929).....	157
Foxx (1930).....	156
Simmons (1932).....	151
Giambi (2000).....	137
Tejada (2002).....	131
Baker (1912).....	130
Foxx (1934).....	130

## Extra Base Hits

Foxx (1932).....	100
Foxx (1933).....	94
Simmons (1930).....	93
Giambi (2001).....	87
Jackson (1969).....	86
Moses (1937).....	86
Simmons (1929).....	84
Foxx (1930).....	83
Simmons (1926).....	82
McGwire (1987).....	81

## On-Base Percentage

Giambi (2001).....	.477
Giambi (2000).....	.476
Foxx (1932).....	.469
McGwire (1996).....	.467
Foxx (1929).....	.463
Lajoie (1901).....	.463
Foxx (1935).....	.461
Cochrane (1933).....	.459
Collins (1914).....	.452
Collins (1911).....	.451
Fain (1951).....	.451



# OAKLAND SEASON BATTING LEADERS

## Games

Tejada (2003).....	162
Long (2002).....	162
Tejada (2002).....	162
Long (2001).....	162
Tejada (2001).....	162
Griffin (1986).....	162
Griffin (1985).....	162
Bando (1973).....	162
Bando (1969).....	162
Bando (1968).....	162

## Runs

Jackson (1969).....	123
Canseco (1988).....	120
RHenderson (1990) ..	119
RHenderson (1982) ..	119
Giambi (1999).....	115
Canseco (1991).....	115
RHenderson (1984) ..	113
RHenderson (1980) ..	111
Giambi (2001).....	109
three players tied ..	108

## Doubles

Giambi (2001).....	47
Chavez (2001).....	43
Tejada (2003).....	42
Grieve (1998).....	41
Giambi (1997).....	41
Chavez (2005).....	40
Grieve (2000).....	40
Giambi (1996).....	40
five players tied ..	39

## Walks

Giambi (2000).....	137
Giambi (2001).....	129
RHenderson (1998) ..	118
Bando (1970).....	118
RHenderson (1980) ..	117
McGwire (1996).....	116
RHenderson (1982) ..	116
Jackson (1969).....	114
Bando (1969).....	111
Cust (2008).....	111

## Stolen Bases

RHenderson (1982) ..	130
RHenderson (1983) ..	108
RHenderson (1980) ..	100
North (1976).....	75
RHenderson (1998) ..	66
RHenderson (1984) ..	66
RHenderson (1990) ..	65
Campaneris (1969) ..	62
Campaneris (1968) ..	62
RHenderson (1991) ..	58

## At Bats

Tejada (2002).....	662
Damon (2001).....	644
Campaneris (1968) ..	642
Tejada (2003).....	636
Sierra (1993).....	630
Canseco (1987).....	630
Long (2001).....	629
Armas (1980).....	628
Chavez (2005).....	625
Campaneris (1972) ..	625

## Hits

Tejada (2002).....	204
Kotsay (2004).....	190
Canseco (1988).....	187
Lansford (1989).....	185
Washington (1975) ..	182
Giambi (1999).....	181
Rudi (1972).....	181
Lansford (1984).....	179
RHenderson (1980) ..	179
Giambi (2001).....	178
Long (2001).....	178

## Triples

Garner (1976).....	12
Polonia (1987).....	10
Byrnes (2003).....	9
Rudi (1972).....	9
Campaneris (1968) ..	9
<b>Weeks (2011).....</b>	<b>8</b>
<b>Pennington (2010) ..</b>	<b>8</b>
Armas (1980).....	8
Page (1977).....	8
Campaneris (1974) ..	8

## Strikeouts

Cust (2008).....	197
Cust (2009).....	185
Canseco (1986).....	175
Jackson (1968).....	171
Cust (2007).....	164
Jackson (1971).....	161
Canseco (1990).....	158
Canseco (1987).....	157
Swisher (2006).....	152
Canseco (1991).....	152

## Batting Average

Giambi (2001).....	.342
Lansford (1989).....	.336
Giambi (2000).....	.333
RHenderson (1990) ..	.325
Durazo (2004).....	.321
RHenderson (1981) ..	.319
Giambi (1999).....	.315
Kotsay (2004).....	.314
McGwire (1996).....	.312
Washington (1975) ..	.308
Tejada (2002).....	.308



Reggie Jackson

## Home Runs

McGwire (1996).....	52
McGwire (1987).....	49
Jackson (1969).....	47
Canseco (1991).....	44
Giambi (2000).....	43
McGwire (1992).....	42
Canseco (1988).....	42
Thomas (2006).....	39
McGwire (1995).....	39
McGwire (1990).....	39

## Total Bases

Canseco (1988).....	347
McGwire (1987).....	344
Giambi (2001).....	343
Tejada (2002).....	336
Jackson (1969).....	334
Giambi (2000).....	330
Giambi (1999).....	318
Canseco (1991).....	318
Armas (1980).....	314
Berroa (1996).....	312

## Slugging Percentage

McGwire (1996).....	.730
Giambi (2001).....	.660
Giambi (2000).....	.647
McGwire (1987).....	.618
Jackson (1969).....	.608
McGwire (1992).....	.585
RHenderson (1990) ..	.577
Canseco (1988).....	.569
Jaha (1999).....	.566
Canseco (1991).....	.556

## Runs Batted In

Giambi (2000).....	137
Tejada (2002).....	131
Canseco (1988).....	124
Giambi (1999).....	123
Canseco (1991).....	122
Giambi (2001).....	120
McGwire (1987).....	118
Kingman (1984).....	118
Jackson (1969).....	118
Canseco (1986).....	117
Jackson (1973).....	117

## Extra Base Hits

Giambi (2001).....	87
Jackson (1969).....	86
McGwire (1987).....	81
Jackson (1975).....	78
Canseco (1991).....	77
Canseco (1988).....	76
Chavez (2001).....	75
Chavez (2003).....	73
McGwire (1996).....	73
Giambi (2000).....	73

## On-Base Percentage

Giambi (2001).....	.477
Giambi (2000).....	.476
McGwire (1996).....	.467
RHenderson (1990) ..	.439
Giambi (1999).....	.422
RHenderson (1980) ..	.420
Jaha (1999).....	.414
RHenderson (1983) ..	.414
RHenderson (1994) ..	.411
Jackson (1969).....	.410

# FRANCHISE SEASON PITCHING LEADERS

## Games

Koch (2002) . . . . .	84
Wyatt (1964) . . . . .	81
Groom (1997) . . . . .	78
Groom (1999) . . . . .	76
Fingers (1974) . . . . .	76
Breslow (2010) . . . . .	75
Bradford (2002) . . . . .	75
Groom (1998) . . . . .	75
Fingers (1975) . . . . .	75
Wuertz (2009) . . . . .	74
Lacey (1978) . . . . .	74

## Complete Games

Waddell (1904) . . . . .	39
Plank (1904) . . . . .	37
Plank (1905) . . . . .	35
Coombs (1910) . . . . .	35
Fraser (1901) . . . . .	35
Waddell (1903) . . . . .	34
Plank (1907) . . . . .	33
Plank (1903) . . . . .	33
Plank (1902) . . . . .	31
Myers (1916) . . . . .	31
Henley (1904) . . . . .	31

## Wins

Grove (1931) . . . . .	31
Coombs (1910) . . . . .	31
Grove (1930) . . . . .	28
Coombs (1911) . . . . .	28
Welch (1990) . . . . .	27
Rommell (1922) . . . . .	27
Waddell (1905) . . . . .	27
Plank (1904) . . . . .	26
Plank (1912) . . . . .	26
three players tied . . . . .	25

## Innings Pitched

Waddell (1904) . . . . .	383.0
Plank (1904) . . . . .	357.1
Coombs (1910) . . . . .	353.0
Plank (1905) . . . . .	346.2
Plank (1907) . . . . .	343.2
Coombs (1911) . . . . .	336.2
Plank (1903) . . . . .	336.0
Perry (1918) . . . . .	332.1
Fraser (1901) . . . . .	331.0
Waddell (1905) . . . . .	328.2

## Games Started

Waddell (1904) . . . . .	46
Plank (1904) . . . . .	43
Hunter (1974) . . . . .	41
Plank (1905) . . . . .	41
eight players tied . . . . .	40

## Shutouts

Coombs (1910) . . . . .	13
Blue (1971) . . . . .	8
Plank (1907) . . . . .	8
Waddell (1906) . . . . .	8
Waddell (1904) . . . . .	8
Bush (1916) . . . . .	8
six players tied . . . . .	7

## Losses

Perry (1920) . . . . .	25
Bush (1916) . . . . .	24
Myers (1916) . . . . .	23
Rommell (1921) . . . . .	23
Naylor (1920) . . . . .	23
Wyckoff (1915) . . . . .	22
Ditmar (1956) . . . . .	22
Kelley (1937) . . . . .	21
Harris (1943) . . . . .	21
nine tied with . . . . .	20

## Walks

Myers (1916) . . . . .	168
Wyckoff (1915) . . . . .	165
Marchildon (1947) . . . . .	141
Marchildon (1942) . . . . .	140
Earnshaw (1930) . . . . .	139
Cain (1933) . . . . .	137
Fraser (1901) . . . . .	132
Grove (1925) . . . . .	131
Marchildon (1948) . . . . .	131
Bush (1916) . . . . .	130



Lefty Grove

## Saves

Eckersley (1992) . . . . .	51
Eckersley (1990) . . . . .	48
Eckersley (1988) . . . . .	45
Koch (2002) . . . . .	44
Foulke (2003) . . . . .	43
Eckersley (1991) . . . . .	43
Street (2006) . . . . .	37
Eckersley (1993) . . . . .	36
Caudill (1984) . . . . .	36
Isringhausen (2001) . . . . .	34
<i>(Since 1969)</i>	

## Strikeouts

Waddell (1904) . . . . .	349
Waddell (1903) . . . . .	302
Blue (1971) . . . . .	301
Waddell (1905) . . . . .	287
Waddell (1907) . . . . .	232
Coombs (1910) . . . . .	224
Plank (1905) . . . . .	210
Waddell (1902) . . . . .	210
Grove (1930) . . . . .	209
three players tied . . . . .	205

## ERA

Coombs (1910) . . . . .	1.30
Krause (1909) . . . . .	1.39
Waddell (1905) . . . . .	1.48
Morgan (1910) . . . . .	1.55
Bender (1910) . . . . .	1.58
Waddell (1904) . . . . .	1.62
Morgan (1909) . . . . .	1.65
Bender (1909) . . . . .	1.66
Plank (1909) . . . . .	1.76
Blue (1971) . . . . .	1.82

## Won-Loss Percentage

Grove (1931) . . . . .	31-4	.886
Bender (1914) . . . . .	17-3	.850
Grove (1930) . . . . .	28-5	.848
Zito (2002) . . . . .	23-5	.821
Bender (1910) . . . . .	23-5	.821
Welch (1990) . . . . .	27-6	.818
Plank (1912) . . . . .	26-6	.813
Hunter (1973) . . . . .	21-5	.808
Coombs (1910) . . . . .	31-9	.775
Waddell (1902) . . . . .	24-7	.774
Shantz (1952) . . . . .	24-7	.774
<i>(Min. 20 decisions)</i>		

## RELIEF PITCHERS SAVE RULE

A pitcher is credited with a save when he meets all three of the following conditions:

1. He is the finishing pitcher in a game won by his club, and
2. He is not the winning pitcher, and
3. He qualifies under one of the following conditions:
  - a. He enters the game with a lead of no more than three runs and pitches for at least one inning, or
  - b. He enters the game with the potential tying run either on base, at bat, or on deck (that is, the potential tying run is either on base or is one of the first two batsmen he faces), or
  - c. He pitches effectively for at least three innings

# OAKLAND SEASON PITCHING LEADERS

## Games

Koch (2002) . . . . .	84
Groom (1997) . . . . .	78
Groom (1999) . . . . .	76
Fingers (1974) . . . . .	76
Breslow (2010) . . . . .	75
Bradford (2002) . . . . .	75
Groom (1998) . . . . .	75
Fingers (1975) . . . . .	75
Wuertz (2009) . . . . .	74
Lacey (1978) . . . . .	74

## Complete Games

Langford (1980) . . . . .	28
Norris (1980) . . . . .	24
Blue (1971) . . . . .	24
Hunter (1974) . . . . .	23
Keough (1980) . . . . .	20
Blue (1976) . . . . .	20
Langford (1981) . . . . .	18
six players tied . . . . .	16

## Wins

Welch (1990) . . . . .	27
Hunter (1974) . . . . .	25
Blue (1971) . . . . .	24
Zito (2002) . . . . .	23
Stewart (1990) . . . . .	22
Norris (1980) . . . . .	22
Blue (1975) . . . . .	22
seven players tied . . . . .	21

## Innings Pitched

Hunter (1974) . . . . .	318.0
Blue (1971) . . . . .	312.0
Blue (1976) . . . . .	298.0
Holtzman (1973) . . . . .	297.1
Hunter (1972) . . . . .	295.0
Langford (1980) . . . . .	290.0
Norris (1980) . . . . .	284.0
Blue (1974) . . . . .	282.0
Blue (1977) . . . . .	280.0
Blue (1975) . . . . .	278.0

## Games Started

Hunter (1974) . . . . .	41
Blue (1974) . . . . .	40
Holtzman (1973) . . . . .	40
Dobson (1970) . . . . .	40
Hunter (1970) . . . . .	40
Torrez (1976) . . . . .	39
Blue (1971) . . . . .	39
Blue (1977) . . . . .	38
Blue (1975) . . . . .	38
Holtzman (1975) . . . . .	38
Holtzman (1974) . . . . .	38

## Shutouts


Blue (1971) . . . . .	8
Blue (1976) . . . . .	6
Hunter (1974) . . . . .	6
Nash (1968) . . . . .	6
Hunter (1972) . . . . .	5
Dobson (1970) . . . . .	5
10 players tied . . . . .	4

## Losses

Kingman (1980) . . . . .	20
Blue (1977) . . . . .	19
Langford (1977) . . . . .	19
Keough (1982) . . . . .	18
Keough (1979) . . . . .	17
Holtzman (1974) . . . . .	17
Candiotti (1998) . . . . .	16
Langford (1982) . . . . .	16
Langford (1979) . . . . .	16
Smith (2008) . . . . .	16

## Walks

Odom (1969) . . . . .	112
Stewart (1988) . . . . .	110
Rijo (1986) . . . . .	108
Holtzman (1975) . . . . .	108
Moore (1991) . . . . .	105
Stewart (1991) . . . . .	105
Stewart (1987) . . . . .	105
Blue (1973) . . . . .	105
Moore (1992) . . . . .	103
Appier (2000) . . . . .	102
Plunk (1986) . . . . .	102



Vida Blue

## Saves

Eckersley (1992) . . . . .	51
Eckersley (1990) . . . . .	48
Eckersley (1988) . . . . .	45
Koch (2002) . . . . .	44
Foulke (2003) . . . . .	43
Eckersley (1991) . . . . .	43
Street (2006) . . . . .	37
Eckersley (1993) . . . . .	36
Caudill (1984) . . . . .	36
Isringhausen (2001) . . . . .	34

## Strikeouts

Blue (1971) . . . . .	301
Zito (2001) . . . . .	205
Stottlemire (1995) . . . . .	205
Stewart (1987) . . . . .	205
Gonzalez (2011) . . . . .	197
Haren (2007) . . . . .	192
Stewart (1988) . . . . .	192
Hunter (1972) . . . . .	191
Blue (1975) . . . . .	189
Zito (2002) . . . . .	182

## ERA

Blue (1971) . . . . .	1.82
Hunter (1972) . . . . .	2.04
Nash (1968) . . . . .	2.28
McCatty (1981) . . . . .	2.32
Blue (1976) . . . . .	2.36
Odom (1968) . . . . .	2.45
Hunter (1974) . . . . .	2.49
Torrez (1976) . . . . .	2.50
Odom (1972) . . . . .	2.50
Holtzman (1972) . . . . .	2.51

## Won-Loss Percentage

Zito (2002) . . . . .	23-5	.821
Welch (1990) . . . . .	27-6	.818
Hunter (1973) . . . . .	21-5	.808
Hudson (2000) . . . . .	20-6	.769
Blue (1971) . . . . .	24-8	.750
Hunter (1972) . . . . .	21-7	.750
Dobson (1971) . . . . .	15-5	.750
Mulder (2002) . . . . .	19-7	.731
Davis (1989) . . . . .	19-7	.731
Mulder (2001) . . . . .	21-8	.724
<i>(Min. 20 decisions)</i>		

RECORDS

## LONGEST STREAKS BY OAKLAND A'S PITCHERS

### Scoreless

37	August 13 to August 17, 1983
29	June 11 to June 14, 1968
29	August 27 to August 31, 1996
29	April 9 to April 12, 1978
29	May 27 to May 30, 1976
29	June 3 to June 5, 1972
29	July 30 to August 2, 1972
29	July 21 to July 24, 1968

### Homerless

136.2	June 19-July 4, 1974
96.0	June 23-July 4, 1999
92.0	July 28-August 6, 1970
91.2	April 11-21, 1971
83.0	June 24-July 2, 1978
80.0	May 9-20, 1977
77.0	May 21-31, 1977

# ATHLETICS YEAR-BY-YEAR BATTING

Year	AVG.	AB	R	H	2B	3B	HR	RBI	BB	SO	SH	SF	HP	SB	CS	SLG	OBP
1901	.289	4882	805	1409	239	87	35	665	301	344	78		53	173		.395	.337
1902	.287	4762	775	1369	235	67	38	673	343	293	118		38	201		.389	.340
1903	.264	4673	597	1236	227	68	32	502	268	513	101		32	157		.363	.309
1904	.249	5088	557	1266	197	77	31	486	313	605	137		41	137		.336	.298
1905	.255	5146	623	1310	256	51	24	511	376	644	165		34	190		.338	.310
1906	.247	4883	561	1206	213	49	32	489	385		157		43	165		.330	.308
1907	.255	5010	582	1276	220	44	22	485	384		176		27	137		.329	.311
1908	.223	5065	486	1131	183	50	21	392	368		177		37	116		.292	.281
1909	.256	4906	605	1257	186	88	21	498	403		248		64	205		.343	.321
1910	.266	5154	673	1373	191	105	19	541	409		196		47	207		.355	.326
1911	.296	5199	861	1540	237	93	35	692	424		232		65	226		.398	.357
1912	.282	5111	779	1442	204	108	22	620	485		201		38	258		.377	.349
1913	.280	5044	794	1412	223	80	33	660	534	547	174		65	221		.375	.356
1914	.272	5126	749	1392	165	80	29	627	545	517	218		52	231	188	.352	.348
1915	.237	5081	545	1204	183	72	16	440	436	634	137		54	127	89	.311	.304
1916	.242	5010	447	1212	169	65	19	380	406	631	157		30	151		.313	.303
1917	.254	5109	529	1296	177	62	17	457	435	519	205		33	112		.323	.316
1918	.243	4278	412	1039	124	44	22	356	343	485	124		26	83		.308	.303
1919	.244	4730	457	1156	175	71	35	396	349	565	125		30	103		.334	.300
1920	.252	5256	558	1324	220	49	44	470	353	593	169		43	50	67	.338	.304
1921	.274	5465	657	1497	256	64	82	601	424	565	136		29	69	56	.389	.330
1922	.270	5211	705	1409	229	63	111	631	437	591	170		34	60	63	.402	.331
1923	.271	5196	661	1407	229	64	53	577	445	517	172		44	72	62	.370	.334
1924	.281	5184	685	1459	251	59	63	608	374	482	157		38	79	66	.389	.334
1925	.307	5399	831	1659	298	79	76	767	453	432	187		31	67	59	.434	.364
1926	.269	5046	677	1359	259	65	61	619	523	452	238		26	56	46	.383	.341
1927	.303	5296	841	1606	281	70	56	767	551	326	219		30	101	63	.414	.372
1928	.295	5226	829	1540	323	75	89	759	533	442	196		37	59	48	.368	.364
1929	.296	5204	901	1539	288	76	122	845	543	440	214		29	61	38	.451	.365
1930	.294	5345	951	1573	319	74	125	895	599	531	188		31	48	33	.452	.369
1931	.287	5377	858	1544	311	64	118	798	528	543	78		35	25	23	.435	.355
1932	.290	5537	981	1606	303	52	172	923	647	630	94		21	38	23	.457	.366
1933	.285	5330	875	1519	297	57	139	831	625	618	80		15	34	34	.440	.362
1934	.280	5317	764	1491	236	50	144	708	491	584	99		13	57	35	.425	.343
1935	.279	5269	710	1470	243	44	112	671	475	602	86		17	43	35	.406	.341
1936	.269	5373	714	1443	240	60	72	663	524	590	74		19	59	43	.376	.336
1937	.267	5228	699	1398	278	60	94	649	583	557	70		5	95	48	.397	.341
1938	.270	5229	726	1410	243	62	98	686	605	590	78		22	65	53	.396	.348
1939	.271	5309	711	1438	282	55	98	666	503	532	138		15	60	34	.400	.336
1940	.262	5304	703	1391	242	53	105	648	556	656	69		19	48	33	.387	.334
1941	.268	5336	713	1431	240	69	85	660	574	588	76		8	27	36	.387	.340
1942	.249	5285	549	1315	213	46	33	517	440	490	74		23	44	45	.325	.309
1943	.232	5244	497	1219	174	44	26	462	430	465	95		29	55	42	.297	.294
1944	.257	5312	525	1364	169	47	36	475	422	490	121		17	42	32	.327	.314
1945	.245	5296	494	1297	201	37	33	440	449	463	96		19	25	45	.316	.306
1946	.253	5200	529	1317	220	51	40	481	482	594	105		9	39	30	.338	.318
1947	.252	5198	633	1311	218	52	61	581	605	563	144		24	37	33	.349	.333
1948	.260	5181	729	1345	231	47	68	685	726	523	120		22	40	32	.362	.353
1949	.260	5123	726	1331	214	49	82	680	783	493	117		25	36	25	.369	.361
1950	.261	5212	670	1361	204	53	100	627	685	493	73		23	42	25	.378	.349
1951	.262	5277	736	1381	262	43	102	685	677	565	61		34	47	36	.386	.349
1952	.253	5163	664	1305	212	35	89	634	683	561	102		27	52	43	.359	.343
1953	.256	5455	632	1398	205	38	116	588	498	602	51		24	41	24	.372	.321
1954	.236	5206	542	1228	191	41	94	503	504	677	54	31	28	30	29	.342	.305
<b>Phila.</b>	<b>.266</b>		<b>36513</b>		<b>12386</b>		<b>3502</b>	<b>26237</b>		<b>7327</b>		<b>1674</b>					<b>.333</b>
	<b>278846</b>			<b>74211</b>		<b>3308</b>		<b>32670</b>						<b>5003</b>		<b>.372</b>	

Year	AVG.	AB	R	H	2B	3B	HR	RBI	BB	SO	SH	SF	HP	SB	CS	SLG	OBP
1955	.261	5335	638	1395	189	46	121	593	463	725	57	34	26	22	36	.382	.322
1956	.252	5256	619	1325	204	41	112	581	480	727	67	37	20	40	30	.370	.315
1957	.244	5170	563	1262	195	40	166	535	364	760	62	36	24	35	27	.394	.295
1958	.247	5261	642	1297	196	50	138	605	452	747	64	43	25	22	36	.381	.307
1959	.263	5264	681	1383	231	43	117	638	481	780	69	38	33	34	24	.390	.326
1960	.249	5226	615	1303	212	34	110	566	513	744	75	32	12	16	11	.366	.316
1961	.247	5423	683	1342	216	47	90	632	580	772	89	47	25	58	22	.354	.320
1962	.263	5576	745	1467	220	58	116	691	556	803	78	50	42	76	21	.386	.332
1963	.247	5495	615	1356	225	38	95	582	529	829	77	46	25	47	26	.353	.313
1964	.239	5524	621	1321	216	29	166	594	548	1104	53	25	42	34	20	.379	.311
1965	.240	5393	585	1294	186	59	110	546	521	1020	74	35	35	110	51	.358	.309
1966	.236	5328	564	1259	212	56	70	509	421	982	71	27	26	132	50	.337	.294
1967	.233	5349	533	1244	212	50	69	481	452	1019	59	36	42	132	59	.330	.296
<b>K.C.</b>	<b>.248</b>	<b>8104</b>	<b>2714</b>	<b>1480</b>	<b>6360</b>	<b>895</b>	<b>377</b>	<b>413</b>	<b>.312</b>								
	<b>69600</b>	<b>17248</b>	<b>591</b>	<b>7553</b>	<b>11012</b>	<b>486</b>	<b>758</b>	<b>.368</b>									
1968	.240	5406	569	1300	192	40	94	522	472	1022	78	35	35	147	61	.343	.304
1969	.249	5614	740	1400	210	28	148	680	617	953	74	35	63	100	39	.376	.328
1970	.249	5376	678	1338	208	24	171	630	584	977	73	36	36	131	68	.392	.325
1971	.252	5494	691	1383	195	25	160	642	542	1018	80	38	37	80	53	.384	.321
1972	.240	5200	604	1248	195	29	134	565	463	886	100	36	47	87	48	.366	.306
1973	.260	5507	758	1431	216	28	147	714	595	919	67	53	35	128	57	.389	.333
1974	.247	5331	689	1315	205	37	132	637	568	876	60	51	38	164	93	.373	.321
1975	.254	5415	758	1376	220	33	151	703	609	846	74	35	51	183	82	.391	.333
1976	.246	5353	686	1319	208	33	113	625	592	818	58	58	45	341	123	.361	.323
1977	.240	5358	605	1284	176	37	117	548	516	910	64	46	36	176	89	.352	.308
1978	.245	5321	532	1304	200	31	100	492	433	800	108	27	25	144	117	.351	.303
1979	.239	5348	573	1276	188	32	108	541	482	751	75	46	20	104	69	.346	.302
1980	.259	5495	686	1424	212	35	137	635	506	824	99	41	19	175	82	.385	.322
1981	.247	3677	458	910	119	26	104	430	342	647	46	32	16	98	47	.379	.312
1982	.236	5448	691	1286	211	27	149	659	582	948	50	54	20	232	87	.367	.309
1983	.262	5516	708	1447	237	28	121	662	524	872	55	62	31	235	98	.381	.326
1984	.259	5457	738	1415	257	29	158	697	568	871	37	77	22	145	64	.404	.327
1985	.264	5581	757	1475	230	34	155	690	508	861	63	47	16	117	58	.401	.325
1986	.252	5435	731	1370	213	25	163	683	553	983	56	51	32	139	61	.390	.322
1987	.260	5511	806	1432	263	33	199	761	593	1056	50	48	36	140	63	.428	.333
1988	.263	5602	800	1474	251	22	156	752	580	926	54	55	65	129	54	.399	.336
1989	.261	5416	712	1414	220	25	127	659	562	855	36	62	34	157	55	.381	.331
1990	.254	5433	733	1379	209	22	164	693	651	992	60	48	46	141	54	.391	.336
1991	.248	5410	760	1342	246	19	159	716	642	981	41	49	50	151	64	.389	.331
1992	.258	5387	745	1389	219	24	142	693	707	831	72	59	49	143	59	.386	.346
1993	.254	5543	715	1408	260	21	158	679	622	1048	46	49	33	131	59	.394	.330
1994	.260	3885	549	1009	178	13	113	515	417	686	24	51	18	91	39	.399	.330
1995	.264	4916	730	1296	228	18	169	694	565	911	32	58	45	112	46	.420	.341
1996	.265	5630	861	1492	283	21	243	823	640	1114	35	39	58	58	35	.452	.344
1997	.260	5589	764	1451	274	23	197	714	642	1181	49	40	49	71	36	.423	.339
1998	.257	5490	804	1413	295	13	149	755	633	1122	58	46	55	131	47	.397	.338
1999	.259	5519	893	1430	287	20	235	845	770	1129	39	41	71	70	37	.446	.355
2000	.270	5560	947	1501	281	23	239	908	750	1159	26	44	52	40	15	.458	.360
2001	.264	5573	884	1469	334	22	199	835	640	1021	25	59	88	68	29	.439	.345
2002	.261	5558	800	1450	279	28	205	772	609	1008	20	36	68	46	20	.432	.339
2003	.254	5497	768	1398	317	24	176	742	556	898	22	53	59	48	14	.417	.327
2004	.270	5728	793	1545	336	15	189	752	608	1061	25	43	55	47	22	.433	.343
2005	.262	5627	772	1476	310	20	155	739	537	819	19	40	52	31	22	.407	.330
2006	.260	5500	771	1429	266	22	175	735	650	976	25	56	50	61	20	.412	.340
2007	.256	5577	741	1430	295	16	171	711	664	1119	18	56	49	52	20	.407	.338
2008	.242	5451	646	1318	270	23	125	610	574	1226	30	35	48	88	21	.369	.318
2009	.262	5584	759	1464	307	21	135	723	527	1046	31	54	50	133	48	.397	.328
2010	.256	5448	663	1396	276	30	109	619	527	1061	43	51	47	156	38	.378	.324
2011	.244	5452	645	1330	280	29	114	612	509	1094	34	57	50	117	43	.369	.311
<b>Oak.</b>	<b>.255</b>	<b>31713</b>	<b>10656</b>	<b>6765</b>	<b>25231</b>	<b>2231</b>	<b>1901</b>	<b>2356</b>	<b>.329</b>								
	<b>237218</b>	<b>60436</b>	<b>1128</b>	<b>29812</b>	<b>42102</b>	<b>2089</b>	<b>5338</b>	<b>.395</b>									
Year	AVG.	AB	R	H	2B	3B	HR	RBI	BB	SH	HP	SB	SLG	OBP			
<b>Totals</b>	<b>.259</b>	<b>585664</b>	<b>76330</b>	<b>151895</b>	<b>25756</b>	<b>5027</b>	<b>11747</b>	<b>70035</b>	<b>57828</b>	<b>10453</b>	<b>3952</b>	<b>11099</b>	<b>.381</b>	<b>.329</b>			

# ATHLETICS YEAR-BY-YEAR PITCHING

Year	ERA	CG	SV	SHO	IP	H	R	ER	HR	BB	SO	HB	WP	OPP. AVG.
1901	4.00	124		6	1200.2	1346	761	534	20	374	350	59	40	.280
1902	3.29	114		5	1216.1	1292	636	444	33	368	455	63	29	.273
1903	2.98	112		10	1207.1	1124	519	400	20	315	728	71	38	.249
1904	2.35	136		26	1361.1	1149	503	355	13	366	887	63	23	.227
1905	2.19	117		19	1383.1	1137	492	337	21	409	895	63	40	.228
1906	2.60	107		19	1322.0	1135	543	382	9	425	749	57	30	.235
1907	2.35	106		27	1354.2	1106	511	353	13	378	789	67	36	.222
1908	2.56	102		23	1400.1	1194	562	398	10	410	741	53	46	.235
1909	1.93	110		27	1378.0	1069	408	296	9	386	728	62	31	.218
1910	1.79	123		24	1421.2	1103	441	282	8	450	789	55	42	.221
1911	3.01	97		13	1375.2	1343	601	460	17	487	739	81	34	.265
1912	3.32	95		11	1357.0	1273	658	501	12	518	601	57	30	.258
1913	3.19	69		17	1351.1	1200	592	479	24	532	630	39	48	.229
1914	2.78	89		24	1404.0	1264	529	433	18	521	720	28	37	.249
1915	4.29	78		6	1348.1	1358	888	643	22	827	588	57	68	.278
1916	3.92	94		11	1343.2	1311	776	585	26	715	575	31	53	.267
1917	3.27	80		8	1365.2	1310	691	496	23	562	516	23	37	.250
1918	3.22	80		13	1156.0	1106	538	413	13	486	277	35	20	.264
1919	4.26	72		1	1239.1	1371	742	587	44	503	417	29	25	.290
1920	3.93	79		6	1380.1	1612	834	602	56	461	423	40	27	.300
1921	4.61	75		2	1400.1	1645	894	717	85	548	431	32	34	.300
1922	4.59	73		4	1362.1	1573	830	695	107	469	373	32	22	.297
1923	4.08	65		7	1364.2	1465	761	619	68	550	400	23	23	.280
1924	4.39	68		8	1345.0	1527	778	656	43	597	371	28	19	.292
1925	3.87	61		8	1381.2	1468	713	594	60	544	495	36	30	.276
1926	3.00	62		10	1346.0	1362	570	448	38	451	571	31	22	.268
1927	3.97	66		8	1384.0	1467	726	611	65	442	553	36	18	.278
1928	3.36	81		15	1367.2	1349	615	511	66	424	607	22	19	.256
1929	3.44	70		9	1357.0	1371	615	519	73	487	573	15	28	.264
1930	4.28	72		8	1371.0	1457	751	652	84	488	672	20	25	.274
1931	3.47	97		12	1365.1	1342	626	526	73	457	574	9	20	.258
1932	4.45	95		10	1386.0	1477	752	686	112	511	595	18	21	.271
1933	4.81	69		6	1343.2	1523	853	718	77	644	423	17	33	.283
1934	5.01	68		8	1337.0	1429	838	745	84	693	480	23	33	.275
1935	5.12	58		7	1326.1	1486	869	754	73	704	469	25	35	.285
1936	6.08	68		3	1352.1	1645	1045	913	131	696	405	24	67	.300
1937	4.85	65		6	1335.0	1490	854	720	105	613	469	17	40	.281
1938	5.48	56		4	1324.0	1573	956	806	142	599	473	18	28	.292
1939	5.79	50		6	1342.2	1687	1022	864	148	579	397	19	35	.307
1940	5.22	72		4	1345.0	1543	932	780	135	534	488	15	40	.283
1941	4.83	64		3	1365.1	1516	840	733	136	557	386	18	46	.279
1942	4.45	67		5	1374.2	1404	801	679	89	639	546	21	35	.263
1943	4.05	73		5	1394.0	1421	717	627	73	536	503	35	24	.265
1944	3.26	72		10	1397.1	1345	594	506	58	390	534	31	30	.252
1945	3.62	65		11	1381.0	1380	638	556	55	571	531	22	18	.262
1946	3.90	61		10	1342.2	1371	680	582	83	577	562	25	13	.264
1947	3.51	70		12	1391.1	1291	614	543	85	597	493	14	14	.247
1948	4.43	74		7	1368.2	1456	735	673	86	638	486	15	35	.275
1949	4.23	85		9	1365.0	1359	725	642	105	758	490	19	33	.263
1950	5.49	50		3	1346.1	1528	913	821	138	729	466	31	39	.287
1951	4.47	52		7	1358.0	1421	745	674	109	569	437	32	30	.272
1952	4.15	73		11	1384.1	1402	723	639	113	526	562	35	21	.263
1953	4.67	51		7	1409.0	1475	799	731	121	594	566	57	51	.271
1954	5.18	49		3	1371.1	1523	875	789	141	685	555	39	40	.285
<b>Phila.</b>	<b>3.91</b>	<b>4281</b>		<b>544</b>	<b>72953.0</b>	<b>74574</b>	<b>38624</b>	<b>31709</b>	<b>3572</b>	<b>28889</b>	<b>29533</b>	<b>1887</b>	<b>1755</b>	

Year	ERA	CG	SV	SHO	IP	H	R	ER	HR	BB	SO	HB	WP	OPP. AVG.
1955	5.35	29		9	1382.0	1486	911	822	175	707	572	42	36	.278
1956	4.86	30		3	1370.1	1424	831	740	187	679	636	42	38	.271
1957	4.19	26		6	1369.2	1344	710	637	153	565	626	25	45	.260
1958	4.15	42		9	1398.1	1405	713	645	150	467	721	28	31	.262
1959	4.35	44		8	1360.2	1452	760	658	148	492	703	46	41	.274
1960	4.38	44		4	1374.0	1428	756	668	160	525	664	43	37	.271
1961	4.74	32		5	1415.0	1519	863	746	141	629	703	53	58	.275
1962	4.79	32		4	1434.0	1450	837	764	199	655	825	42	63	.263
1963	3.92	35		11	1458.0	1417	704	635	156	540	887	44	43	.256
1964	4.71	18		6	1455.2	1516	836	761	220	614	966	54	55	.269
1965	4.24	18		7	1433.0	1399	755	675	161	574	882	39	67	.256
1966	3.56	19		11	1435.0	1281	648	567	106	630	854	39	52	.241
1967	3.68	26		10	1428.0	1265	660	584	125	558	990	37	44	.238
<b>K.C.</b>	<b>4.37</b>	<b>395</b>		<b>93</b>	<b>18313.2</b>	<b>18386</b>	<b>9984</b>	<b>8902</b>	<b>2081</b>	<b>7635</b>	<b>10029</b>	<b>534</b>	<b>610</b>	
1968	2.94	45		18	1455.2	1220	544	476	124	505	997	31	55	.227
1969	3.71	42	36	14	1480.2	1356	678	611	163	586	887	39	55	.245
1970	3.30	33	40	15	1442.2	1253	593	529	134	542	858	34	56	.234
1971	3.05	57	36	18	1469.1	1229	564	498	131	501	999	33	37	.228
1972	2.58	42	43	23	1417.2	1170	457	406	96	418	862	19	29	.226
1973	3.29	46	41	16	1457.1	1311	615	532	143	494	797	30	52	.241
1974	2.95	49	28	12	1439.2	1322	551	472	90	430	755	25	27	.246
1975	3.27	36	44	10	1448.0	1267	606	526	102	523	784	37	47	.236
1976	3.26	39	29	15	1459.1	1412	598	528	96	415	711	30	40	.255
1977	4.04	32	25	4	1436.2	1459	749	645	145	560	788	24	55	.265
1978	3.62	26	29	11	1433.1	1401	690	577	106	582	750	26	37	.259
1979	4.75	41	20	4	1429.1	1606	860	754	147	654	726	49	72	.288
1980	3.46	94	13	9	1471.2	1347	642	566	142	521	769	31	51	.244
1981	3.30	60	10	11	993.0	883	403	364	80	370	505	28	30	.240
1982	4.54	42	22	6	1456.0	1506	819	735	177	648	697	30	58	.268
1983	4.35	22	33	12	1454.1	1462	782	703	135	626	719	31	43	.263
1984	4.48	15	44	6	1430.0	1554	796	712	155	592	695	35	47	.278
1985	4.41	10	41	6	1453.0	1451	787	712	172	607	785	25	48	.259
1986	4.31	22	37	8	1433.0	1334	760	686	166	667	937	34	62	.247
1987	4.32	18	40	6	1445.2	1442	789	694	176	531	1042	36	52	.258
1988	3.44	22	64	9	1489.1	1376	620	569	116	553	983	29	62	.247
1989	3.09	17	57	20	1448.1	1287	576	497	103	510	930	28	71	.239
1990	3.18	18	64	16	1456.0	1287	570	514	123	494	831	27	50	.238
1991	4.57	14	49	10	1444.1	1425	776	734	155	655	892	55	60	.260
1992	3.73	8	58	9	1447.0	1396	672	599	129	601	843	41	67	.256
1993	4.90	8	42	2	1452.1	1551	846	791	157	680	864	49	39	.276
1994	4.80	12	23	9	1003.1	979	589	535	128	510	732	34	42	.257
1995	4.93	8	34	4	1273.0	1320	761	698	153	556	890	53	56	.269
1996	5.20	7	34	5	1456.1	1638	900	841	205	644	884	52	60	.287
1997	5.48	2	38	1	1445.1	1734	946	880	197	642	953	64	51	.301
1998	4.81	12	39	4	1434.0	1555	866	766	179	529	922	56	68	.276
1999	4.69	6	48	5	1438.1	1537	846	750	160	569	967	54	57	.274
2000	4.58	7	43	11	1435.1	1535	813	730	158	615	963	48	46	.274
2001	3.59	13	44	9	1463.1	1384	645	583	153	440	1117	46	42	.249
2002	3.68	9	48	19	1452.0	1391	654	593	135	474	1021	62	40	.252
2003	3.63	16	48	14	1441.2	1336	643	582	140	499	1018	54	41	.246
2004	4.17	10	35	8	1471.1	1466	742	682	164	544	1034	68	39	.262
2005	3.69	9	38	12	1450.1	1315	658	594	154	504	1075	60	41	.241
2006	4.21	5	54	11	1451.2	1525	727	679	162	529	1003	55	43	.272
2007	4.28	4	36	9	1448.0	1468	758	689	138	530	1036	43	52	.263
2008	4.01	4	33	7	1435.0	1364	690	640	135	576	1061	54	30	.253
2009	4.26	2	38	10	1447.1	1486	761	685	156	523	1124	36	43	.265
2010	3.56	7	38	17	1431.2	1315	626	566	153	512	1070	38	42	.245
2011	3.71	6	39	12	1447.2	1380	679	597	136	519	1160	41	53	.250
<b>Oak.</b>	<b>3.95</b>	<b>997</b>	<b>1655</b>	<b>457</b>	<b>62669.1</b>	<b>61035</b>	<b>30647</b>	<b>27520</b>	<b>6269</b>	<b>23980</b>	<b>39436</b>	<b>1774</b>	<b>2148</b>	

Year	ERA	CG	SHO	IP	H	R	ER	HR	BB	SO	HB	WP
<b>Totals</b>	<b>3.98</b>	<b>5673</b>	<b>1094</b>	<b>153936.0</b>	<b>153995</b>	<b>79255</b>	<b>68131</b>	<b>11922</b>	<b>60504</b>	<b>78998</b>	<b>4195</b>	<b>4513</b>



# ATHLETICS YEAR-BY-YEAR FIELDING

Year	AVG.	G	PO	A	E	TC	DP	TP	PB
1901	.942	137	3600	1903	337	5840	93	0	23
1902	.953	137	3646	1819	270	5735	75	0	13
1903	.960	137	3618	1613	217	5448	66	0	20
1904	.959	155	4080	1835	250	6165	67	0	21
1905	.957	152	4101	1746	265	6112	64	0	21
1906	.955	149	3941	1728	267	5936	86	1	17
1907	.958	150	4046	1959	263	6268	67	0	14
1908	.957	157	4158	1886	272	6316	68	1	20
1909	.961	153	4105	1894	245	6244	92	1	14
1910	.965	155	4255	2001	230	6486	117	0	10
1911	.964	152	4121	1896	225	6242	100	0	14
1912	.959	153	4100	2023	263	6386	115	0	17
1913	.966	153	4048	1958	212	6218	108	1	13
1914	.966	158	4198	1938	213	6349	116	1	25
1915	.947	154	4044	2023	338	6405	118	0	17
1916	.951	154	4021	2126	314	6461	126	0	19
1917	.961	154	4078	2064	251	6393	106	0	17
1918	.959	130	3458	1850	228	5536	136	0	7
1919	.956	140	3702	1902	257	5861	96	1	9
1920	.959	156	4120	2173	266	6559	125	0	13
1921	.958	155	4182	2005	274	6461	144	0	14
1922	.966	155	4072	1978	215	6265	118	1	16
1923	.964	153	4064	1935	221	6220	127	1	23
1924	.971	152	4025	1943	180	6148	157	0	12
1925	.966	153	4117	1931	211	6259	148	0	13
1926	.972	150	4041	1869	171	6081	131	1	10
1927	.970	155	4161	1897	190	6248	124	1	10
1928	.970	153	4107	1728	181	6016	124	0	10
1929	.975	151	4065	1587	146	5798	117	0	10
1930	.976	154	4127	1651	145	5923	121	0	11
1931	.976	153	4088	1614	141	5843	151	0	10
1932	.979	154	4160	1736	124	6020	142	0	15
1933	.966	152	4032	1750	203	5985	121	0	9
1934	.967	153	4012	1809	196	6017	166	0	12
1935	.967	149	3964	1690	190	5844	150	0	11
1936	.965	154	4061	1773	209	6043	152	0	21
1937	.967	154	4002	1725	198	5925	150	0	15
1938	.965	154	3964	1637	206	5807	119	0	15
1939	.965	153	4028	1678	210	5916	131	0	14
1940	.960	154	4035	1667	238	5940	131	0	15
1941	.967	154	4095	1733	200	6028	150	0	20
1942	.968	154	4062	1678	188	5928	124	0	23
1943	.973	155	4180	1741	162	6083	148	0	19
1944	.971	155	4192	1745	176	6113	127	0	12
1945	.973	153	4140	1903	168	6211	160	0	9
1946	.971	155	4028	1594	167	5789	141	1	7
1947	.976	156	4174	1689	143	6006	161	0	5
1948	.981	154	4108	1710	113	5931	180	1	7
1949	.976	154	4102	1710	140	5952	217	0	10
1950	.974	154	4033	1732	155	5920	208	0	9
1951	.978	154	4073	1849	136	6058	204	0	12
1952	.977	155	4150	1766	140	6056	148	0	11
1953	.977	157	4218	1710	137	6065	161	0	15
1954	.971	156	4104	1655	169	5928	163	0	12
<b>Phila.</b>	<b>.966</b>	<b>8213</b>	<b>218406</b>	<b>98155</b>	<b>11226</b>	<b>327787</b>	<b>6957</b>	<b>12</b>	<b>761</b>

Year	AVG.	G	PO	A	E	TC	DP	TP	PB
1955	.976	155	4142	1729	146	6017	174	0	14
1956	.973	154	4111	1785	166	6062	187	0	19
1957	.979	154	4108	1720	125	5953	162	0	22
1958	.979	156	4196	1730	125	6051	166	0	34
1959	.973	154	4086	1669	160	5915	156	0	15
1960	.979	155	4122	1666	127	5915	149	0	17
1961	.972	162	4260	1755	175	6190	160	0	17
1962	.979	162	4294	1724	132	6150	131	0	25
1963	.980	162	4373	1722	127	6222	131	0	11
1964	.974	163	4361	1669	158	6188	152	0	18
1965	.977	162	4300	1620	139	6059	142	0	20
1966	.977	160	4320	1646	139	6105	154	1	20
1967	.978	161	4279	1533	132	5944	120	0	17
<b>K.C.</b>	<b>.977</b>	<b>2060</b>	<b>54952</b>	<b>21968</b>	<b>1851</b>	<b>78771</b>	<b>1984</b>	<b>1</b>	<b>249</b>
1968	.977	163	4367	1659	145	6171	136	0	20
1969	.979	162	4442	1788	136	6366	162	0	26
1970	.977	162	4328	1680	141	6149	152	0	12
1971	.981	161	4408	1660	117	6185	157	0	17
1972	.979	155	4253	1689	130	6072	146	0	13
1973	.978	162	4372	1710	137	6219	170	0	9
1974	.977	162	4319	1704	141	6164	154	0	10
1975	.977	162	4344	1686	143	6173	140	0	13
1976	.977	161	4378	1821	144	6343	130	0	11
1977	.970	161	4310	1762	190	6262	136	0	12
1978	.971	162	4300	1626	179	6105	145	0	10
1979	.972	162	4288	1718	174	6180	137	3	15
1980	.979	162	4415	1631	130	6176	115	0	9
1981	.980	109	2979	1080	81	4140	74	1	2
1982	.974	162	4368	1647	160	6175	140	0	8
1983	.974	162	4363	1602	157	6122	157	1	14
1984	.975	162	4290	1508	146	5944	159	0	9
1985	.977	162	4359	1566	140	6065	136	0	19
1986	.978	162	4299	1596	135	6030	120	0	16
1987	.977	162	4337	1649	142	6128	123	0	18
1988	.983	162	4468	1629	105	6202	151	0	10
1989	.979	162	4345	1640	129	6114	159	0	13
1990	.986	162	4368	1630	87	6085	152	0	14
1991	.982	162	4333	1608	107	6048	150	0	8
1992	.979	162	4341	1576	125	6042	158	0	8
1993	.982	162	4357	1625	111	6093	161	0	15
1994	.979	114	3010	1122	88	4220	105	0	5
1995	.981	144	3819	1486	102	5407	151	0	4
1996	.984	162	4369	1778	103	6250	195	1	11
1997	.980	162	4336	1765	122	6223	170	0	5
1998	.977	162	4302	1654	141	6097	155	0	13
1999	.980	162	4315	1700	122	6137	166	0	18
2000	.978	161	4306	1726	134	6166	164	1	8
2001	.980	162	4390	1756	125	6271	151	0	4
2002	.984	162	4356	1798	102	6256	144	0	9
2003	.983	162	4325	1779	107	6211	145	0	9
2004	.986	162	4414	1809	91	6314	172	0	14
2005	.986	162	4351	1649	88	6088	166	0	5
2006	.986	162	4355	1626	84	6065	173	0	10
2007	.985	162	4344	1687	90	6121	153	0	16
2008	.984	161	4305	1573	98	5976	169	0	8
2009	.983	162	4342	1592	105	6039	155	0	5
2010	.984	162	4295	1704	99	6098	147	0	8
2011	.979	162	4343	1529	124	5996	145	0	6
<b>Oak.</b>	<b>.979</b>	<b>7398</b>	<b>188008</b>	<b>72223</b>	<b>5457</b>	<b>265688</b>	<b>6546</b>	<b>7</b>	<b>489</b>

Year	AVG.	G	PO	A	E	TC	DP	TP	PB
<b>Totals</b>	<b>.972</b>	<b>17671</b>	<b>461366</b>	<b>192346</b>	<b>18534</b>	<b>672246</b>	<b>15487</b>	<b>20</b>	<b>1499</b>

# ATHLETICS YEAR-BY-YEAR BATTING LEADERS

## Batting Average

1901 Lajoie . . . . .	.426
1902 Cross . . . . .	.339
1903 Seybold . . . . .	.299
1904 Davis . . . . .	.308
1905 Davis . . . . .	.284
1906 Seybold . . . . .	.316
1907 Nicholls . . . . .	.302
1908 Collins . . . . .	.273
1909 Collins . . . . .	.346
1910 Collins . . . . .	.322
1911 Collins . . . . .	.365
1912 Collins . . . . .	.348
1913 Collins . . . . .	.345
1914 Collins . . . . .	.344
1915 McInnis . . . . .	.314
1916 Strunk . . . . .	.316
1917 McInnis . . . . .	.303
1918 Burns . . . . .	.352
1919 Burns . . . . .	.296
1920 Dugan . . . . .	.322
1921 Witt . . . . .	.315
1922 Miller . . . . .	.336
1923 Hauser . . . . .	.307
1924 Miller . . . . .	.342
1925 Simmons . . . . .	.384
1926 Simmons . . . . .	.343
1927 Simmons . . . . .	.392
1928 Simmons . . . . .	.351
1929 Simmons . . . . .	.365
1930 Simmons . . . . .	.381
1931 Simmons . . . . .	.390
1932 Foxx . . . . .	.364
1933 Foxx . . . . .	.356
1934 Foxx . . . . .	.334
1935 Foxx . . . . .	.346
1936 Moses . . . . .	.345
1937 Moses . . . . .	.320
1938 Johnson . . . . .	.313
1939 Johnson . . . . .	.338
1940 Moses . . . . .	.309
1941 Siebert . . . . .	.334
1942 Johnson . . . . .	.291
1943 Estalella . . . . .	.259
1944 Siebert . . . . .	.306
1945 Estalella . . . . .	.299
1946 Rosar . . . . .	.283
1947 McCosky . . . . .	.328
1948 McCosky . . . . .	.326
1949 Valo . . . . .	.283
1950 Lehner . . . . .	.309
1951 Fain . . . . .	.344
1952 Fain . . . . .	.327
1953 Philley . . . . .	.303
1954 Finigan . . . . .	.302
1955 Power . . . . .	.319
1956 Power . . . . .	.309
1957 Lopez . . . . .	.294
1958 Cerv . . . . .	.305
1959 Tuttle . . . . .	.300
1960 Siebern . . . . .	.279
1961 Siebern . . . . .	.296
1962 Siebern . . . . .	.308

1963 Causey . . . . .	.280
1964 Causey . . . . .	.281
1965 Campaneris . . . . .	.270
1966 Cater . . . . .	.292
1967 Cater . . . . .	.270
1968 Cater . . . . .	.290
1969 Bando . . . . .	.281
1970 Campaneris . . . . .	.279
1971 Jackson . . . . .	.277
1972 Rudi . . . . .	.305
1973 Jackson . . . . .	.293
1974 Rudi . . . . .	.293
1975 Washington . . . . .	.308
1976 North . . . . .	.276
1977 Page . . . . .	.307
1978 Page . . . . .	.285
1979 Revering . . . . .	.288
1980 Henderson . . . . .	.303
1981 Henderson . . . . .	.319
1982 Henderson . . . . .	.267
1983 Henderson . . . . .	.292
1984 Lansford . . . . .	.300
1985 Davis . . . . .	.287
1986 Griffin . . . . .	.285
1987 McGwire . . . . .	.289
1988 Canseco . . . . .	.307
1989 Lansford . . . . .	.336
1990 R. Henderson . . . . .	.325
1991 Baines . . . . .	.295
1992 Bordick . . . . .	.300
1993 Gates . . . . .	.290
1994 Berroa . . . . .	.306
1995 Henderson . . . . .	.300
1996 McGwire . . . . .	.312
1997 Giambi . . . . .	.293
1998 Giambi . . . . .	.295
1999 Giambi . . . . .	.315
2000 Giambi . . . . .	.333
2001 Giambi . . . . .	.342
2002 Tejada . . . . .	.308
2003 Chavez . . . . .	.282
2004 Durazo . . . . .	.321
2005 Ellis . . . . .	.316
2006 Payton . . . . .	.296
2007 Stewart . . . . .	.290
2008 Suzuki . . . . .	.279
2009 Sweeney . . . . .	.293
2010 Ellis . . . . .	.291
2011 Pennington . . . . .	.264

## Games

1901 Fultz . . . . .	132
1902 four players tied	137
1903 four players tied	137
1904 Cross . . . . .	155
1905 Murphy . . . . .	150
1906 Davis . . . . .	145
1907 Davis . . . . .	149
1908 Nicholls . . . . .	150
1909 Collins . . . . .	153
1910 Collins . . . . .	153
1911 Baker . . . . .	148

1912 Collins . . . . .	153
McInnis . . . . .	153
1913 Baker . . . . .	149
1914 Collins . . . . .	152
1915 Strunk . . . . .	132
1916 Strunk . . . . .	150
1917 McInnis . . . . .	150
1918 Burns . . . . .	130
1919 Burns . . . . .	126
1920 Walker . . . . .	149
1921 Dykes . . . . .	155
1922 Galloway . . . . .	155
1923 Hauser . . . . .	146
1924 Simmons . . . . .	152
1925 Simmons . . . . .	153
1926 Simmons . . . . .	147
1927 Cobb . . . . .	134
1928 Miller . . . . .	139
1929 Foxx . . . . .	149
1930 Miller . . . . .	154
1931 Foxx . . . . .	139
1932 Foxx . . . . .	154
Simmons . . . . .	154
1933 Cramer . . . . .	152
Higgins . . . . .	152
1934 Cramer . . . . .	153
1935 Cramer . . . . .	149
1936 Johnson . . . . .	153
1937 Moses . . . . .	154
1938 Johnson . . . . .	152
1939 Johnson . . . . .	150
1940 Siebert . . . . .	154
1941 Johnson . . . . .	149
1942 Siebert . . . . .	153
1943 Hall . . . . .	151
1944 Hayes . . . . .	155
1945 Hall . . . . .	151
1946 Chapman . . . . .	146
1947 Joost . . . . .	151
1948 Majeski . . . . .	148
Suder . . . . .	148
1949 Chapman . . . . .	154
1950 Fain . . . . .	151
1951 Joost . . . . .	140
1952 Philley . . . . .	151
1953 Philley . . . . .	157
1954 DeMaestri . . . . .	146
1955 Finigan . . . . .	150
1956 Lopez . . . . .	151
1957 DeMaestri . . . . .	135
1958 Lopez . . . . .	151
1959 Williams . . . . .	130
1960 Tuttle . . . . .	151
1961 Howser . . . . .	158
1962 Siebern . . . . .	162
1963 Charles . . . . .	158
1964 Colavito . . . . .	160
1965 Harrelson . . . . .	150
Hershberger . . . . .	150
1966 Hershberger . . . . .	146
1967 Campaneris . . . . .	147
1968 Bando . . . . .	162

1969 Bando . . . . .	162
1970 Bando . . . . .	155
1971 Bando . . . . .	153
1972 Bando . . . . .	152
1973 Bando . . . . .	162
1974 Rudi . . . . .	158
Tenace . . . . .	158
1975 Bando . . . . .	160
Garner . . . . .	160
1976 Garner . . . . .	159
1977 Sanguillen . . . . .	152
1978 Revering . . . . .	152
1979 Newman . . . . .	143
1980 Murphy . . . . .	159
1981 Armas . . . . .	109
1982 Murphy . . . . .	151
1983 Phillips . . . . .	148
1984 Phillips . . . . .	154
1985 Griffin . . . . .	162
1986 Griffin . . . . .	162
1987 Canseco . . . . .	159
1988 Canseco . . . . .	158
1989 D. Henderson . . . . .	152
1990 McGwire . . . . .	156
1991 Gallego . . . . .	159
1992 Bordick . . . . .	154
1993 Bordick . . . . .	159
1994 Bordick . . . . .	114
1995 Berroa . . . . .	141
1996 Bordick . . . . .	155
1997 Spiezio . . . . .	147
1998 Grieve . . . . .	155
1999 Tejada . . . . .	159
2000 Tejada . . . . .	160
2001 Long . . . . .	162
Tejada . . . . .	162
2002 Long . . . . .	162
Tejada . . . . .	162
2003 Tejada . . . . .	162
2004 Hatteberg . . . . .	152
2005 Chavez . . . . .	160
2006 Swisher . . . . .	157
2007 Ellis . . . . .	150
Swisher . . . . .	150
2008 Cust . . . . .	148
Suzuki . . . . .	148
2009 Cust . . . . .	149
2010 Barton . . . . .	159
2011 Pennington . . . . .	148

## At Bats

1901 Fultz . . . . .	561
1902 Cross . . . . .	558
1903 Cross . . . . .	554
1904 Cross . . . . .	607
1905 Davis . . . . .	602
1906 Davis . . . . .	551
1907 Davis . . . . .	582
1908 Nicholls . . . . .	550
1909 Collins . . . . .	572
1910 Collins . . . . .	583
1911 Baker . . . . .	592

1912 Baker.....	577
1913 Baker.....	565
1914 McInnis.....	576
1915 Lajoie.....	490
1916 Witt.....	563
1917 McInnis.....	567
1918 Burns.....	505
1919 Burns.....	470
1920 Walker.....	585
1921 Johnson.....	613
1922 Galloway.....	571
1923 Hauser.....	537
1924 Simmons.....	594
<b>1925 Simmons.....</b>	<b>658</b>
1926 Simmons.....	581
1927 Hale.....	501
1928 Miller.....	510
1929 Simmons.....	581
1930 Miller.....	585
1931 Miller.....	534
<b>1932 Simmons.....</b>	<b>670</b>
<b>1933 Cramer.....</b>	<b>661</b>
<b>1934 Cramer.....</b>	<b>649</b>
<b>1935 Cramer.....</b>	<b>644</b>
<b>1936 Finney.....</b>	<b>653</b>
1937 Moses.....	649
1938 Moses.....	589
1939 Johnson.....	544
1940 Siebert.....	595
1941 Chapman.....	552
Johnson.....	552
1942 Siebert.....	612
1943 Siebert.....	558
1944 Hayes.....	581
1945 Hall.....	616
1946 Chapman.....	545
1947 Chapman.....	551
1948 Majeski.....	590
1949 Chapman.....	589
1950 Chapman.....	553
1951 Joost.....	553
1952 Philley.....	586
1953 Philley.....	620
1954 DeMaestri.....	539
1955 Power.....	596
1956 Lopez.....	561
1957 Power.....	467
1958 Lopez.....	564
1959 Williams.....	488
1960 Lumpe.....	574
1961 Howser.....	611
1962 Lumpe.....	641
1963 Charles.....	603
1964 Causey.....	604
1965 Campaneris.....	578
1966 Campaneris.....	573
1967 Campaneris.....	601
1968 Campaneris.....	642
1969 Bando.....	609
1970 Campaneris.....	603
1971 Campaneris.....	569
<b>1972 Campaneris.....</b>	<b>625</b>
1973 Campaneris.....	601
1974 Rudi.....	593
1975 Jackson.....	593
1976 Baylor.....	595

1977 Sanguillen.....	571
1978 Revering.....	521
1979 Newman.....	516
1980 Armas.....	628
1981 Armas.....	440
1982 Murphy.....	543
1983 Henderson.....	513
1984 Lansford.....	597
1985 Griffin.....	614
1986 Canseco.....	600
1987 Canseco.....	630
1988 Canseco.....	610
1989 D. Henderson.....	579
1990 McGwire.....	523
1991 Canseco.....	572
D. Henderson.....	572
1992 Bordick.....	504
1993 Sierra.....	630
1994 Sierra.....	426
1995 Berroa.....	546
1996 Berroa.....	586
1997 Spiezio.....	538
1998 Grieve.....	583
1999 Tejada.....	593
2000 Tejada.....	607
2001 Damon.....	644
2002 Tejada.....	662
2003 Tejada.....	636
2004 Kotsay.....	606
2005 Chavez.....	625
2006 Payton.....	557
2007 Ellis.....	583
2008 Crosby.....	556
2009 Suzuki.....	570
2010 Barton.....	556
2011 Crisp.....	531

#### Runs

<b>1901 Lajoie.....</b>	<b>145</b>
<b>1902 Fultz.....</b>	<b>109</b>
<b>Hartsel.....</b>	<b>109</b>
1903 Pickering.....	93
1904 Murphy.....	80
Cross.....	80
<b>1905 Davis.....</b>	<b>92</b>
1906 Hartsel.....	96
1907 Hartsel.....	93
1908 Davis.....	65
1909 Collins.....	104
1910 Baker.....	83
1911 Murphy.....	104
<b>1912 Collins.....</b>	<b>137</b>
<b>1913 Collins.....</b>	<b>125</b>
<b>1914 Collins.....</b>	<b>122</b>
1915 Strunk.....	76
1916 Strunk.....	71
1917 Strunk.....	83
1918 Burns.....	61
1919 Burns.....	63
1920 Dykes.....	81
1921 Johnson.....	93
1922 Walker.....	111
1923 Hauser.....	93
1924 Hauser.....	97
1925 Simmons.....	122
1926 Simmons.....	90

1927 Cobb.....	104
1928 Bishop.....	104
1929 Foxx.....	123
<b>1930 Simmons.....</b>	<b>152</b>
1931 Bishop.....	115
<b>1932 Foxx.....</b>	<b>151</b>
1933 Foxx.....	125
1934 Foxx.....	120
1935 Foxx.....	118
1936 Finney.....	100
1937 Moses.....	113
1938 Johnson.....	114
1939 Johnson.....	115
1940 Johnson.....	93
1941 Johnson.....	98
1942 Johnson.....	78
1943 White.....	69
1944 Hayes.....	62
1945 Siebert.....	62
Hall.....	62
1946 Chapman.....	77
1947 Chapman.....	84
1948 Joost.....	99
1949 Joost.....	128
1950 Chapman.....	93
1951 Joost.....	107
1952 Joost.....	94
1953 Zernial.....	85
1954 Jacobs.....	63
1955 Power.....	91
1956 Lopez.....	91
1957 Zernial.....	56
1958 Cerv.....	93
1959 Tuttle.....	74
1960 Tuttle.....	75
1961 Howser.....	108
1962 Siebern.....	114
1963 Charles.....	82
1964 Colavito.....	89
1965 Campaneris.....	67
1966 Campaneris.....	82
1967 Campaneris.....	85
1968 Campaneris.....	86
<b>1969 Jackson.....</b>	<b>123</b>
1970 Campaneris.....	97
1971 Jackson.....	87
1972 Rudi.....	94
<b>1973 Jackson.....</b>	<b>99</b>
1974 Jackson.....	90
1975 Jackson.....	91
1976 North.....	91
1977 Page.....	85
1978 Page.....	62
1979 Revering.....	63
1980 Henderson.....	111
<b>1981 Henderson.....</b>	<b>89</b>
1982 Henderson.....	119
1983 Henderson.....	105
1984 Henderson.....	113
1985 Davis.....	92
1986 Canseco.....	85
1987 McGwire.....	97
1988 Canseco.....	120
1989 Lansford.....	81
<b>1990 R. Henderson.....</b>	<b>119</b>
1991 Canseco.....	115

1992 McGwire.....	87
1993 R. Henderson.....	77
Sierra.....	77
1994 Javier.....	75
1995 Berroa.....	87
1996 McGwire.....	104
1997 Giambi.....	66
1998 Henderson.....	101
1999 Giambi.....	115
2000 Giambi.....	108
2001 Giambi.....	109
2002 Tejada.....	108
2003 Tejada.....	98
2004 Bymes.....	91
2005 Chavez.....	92
2006 Swisher.....	106
2007 Ellis.....	84
Swisher.....	84
2008 Cust.....	77
2009 Cust.....	88
2010 Barton.....	79
2011 Crisp.....	69
Willingham.....	69

#### Hits

<b>1901 Lajoie.....</b>	<b>229</b>
1902 Cross.....	189
1903 Cross.....	162
1904 Cross.....	177
1905 Davis.....	171
1906 Davis.....	161
1907 Davis.....	155
1908 Murphy.....	139
1909 Collins.....	198
1910 Collins.....	188
1911 Baker.....	198
1912 Baker.....	200
1913 Baker.....	190
1914 Baker.....	182
1915 Strunk.....	144
1916 Strunk.....	172
1917 McInnis.....	172
<b>1918 Burns.....</b>	<b>178</b>
1919 Burns.....	139
1920 Walker.....	157
1921 Witt.....	198
1922 Galloway.....	185
1923 Hauser.....	165
1924 Simmons.....	183
<b>1925 Simmons.....</b>	<b>253</b>
1926 Simmons.....	199
1927 Cobb.....	175
1928 Miller.....	168
1929 Simmons.....	212
1930 Simmons.....	211
1931 Simmons.....	200
<b>1932 Simmons.....</b>	<b>216</b>
1933 Foxx.....	204
1934 Cramer.....	202
1935 Cramer.....	214
1936 Moses.....	202
1937 Moses.....	208
1938 Moses.....	181
1939 Johnson.....	184
1940 Siebert.....	170
1941 Chapman.....	178

## Athletics Year-By-Year Batting Leaders, continued

1942 Siebert..... 159	2003 Tejada..... 177	Suder..... 28	2008 Crosby..... 39
1943 Siebert..... 140	2004 Majeski..... 190	1948 Majeski..... 41	2009 Suzuki..... 37
1944 Estalella..... 151	2005 Chavez..... 168	1949 Valo..... 27	2010 Barton..... 33
1945 Hall..... 161	2006 Payton..... 165	1950 Fain..... 25	2011 Matsui..... 28
1946 Chapman..... 142	2007 Stewart..... 167	1951 Fain..... 30	
1947 McCosky..... 179	2008 Suzuki..... 148	Zernial..... 30	<b>Triples</b>
1948 Majeski..... 183	2009 Suzuki..... 156	<b>1952 Fain..... 43</b>	1901 Lajoie..... 13
1949 Chapman..... 164	2010 Barton..... 152	1953 Philley..... 30	1902 Hartsel..... 12
1950 Fain..... 147	2011 Crisp..... 140	1954 Finigan..... 25	1903 Hartsel..... 14
1951 Joost..... 160		1955 Power..... 34	1904 Murphy..... 18
1952 Fain..... 176	<b>Doubles</b>	1956 Lopez..... 27	1905 Hoffman..... 10
1953 Philley..... 188	<b>1901 Lajoie..... 48</b>	1957 Smith..... 26	1906 Hartsel..... 9
1954 Finigan..... 147	<b>1902 Davis..... 43</b>	1958 Lopez..... 28	1907 Davis..... 8
1955 Power..... 190	<b>1903 Seybold..... 43</b>	1959 Williams..... 33	Oldring..... 8
1956 Power..... 164	1904 Murphy..... 29	1960 Williams..... 31	1908 Davis..... 9
1957 Power..... 121	Cross..... 29	Siebern..... 31	<b>1909 Baker..... 19</b>
1958 Cerv..... 157	<b>1905 Davis..... 47</b>	1961 Siebern..... 36	1910 Murphy..... 18
1959 Tuttle..... 139	1906 Davis..... 40	1962 Lumpe..... 34	1911 Oldring..... 14
1960 Lumpe..... 156	<b>1907 Davis..... 37</b>	1963 Causey..... 32	1912 Baker..... 21
1961 Howser..... 171	1908 Murphy..... 28	1964 Causey..... 31	1913 Collins..... 13
1962 Lumpe..... 193	1909 Collins..... 30	Colavito..... 31	1914 Collins..... 14
1963 Lumpe..... 161	1910 Murphy..... 28	1965 Campaneris..... 23	1915 Strunk..... 16
Charles..... 161	1911 Baker..... 42	1966 Campaneris..... 29	1916 Witt..... 15
1964 Causey..... 170	1912 Baker..... 40	1967 Campaneris..... 29	1917 Bodie..... 11
1965 Campaneris..... 156	1913 Baker..... 34	1968 Cater..... 28	1918 Burns..... 9
1966 Campaneris..... 153	1914 Baker..... 23	1969 Jackson..... 36	1919 Thomas..... 10
1967 Campaneris..... 149	Collins..... 23	<b>1970 Campaneris..... 28</b>	1920 Walker..... 7
1968 Campaneris..... 177	1915 Strunk..... 28	1971 Campaneris..... 29	1921 Dykes..... 13
1969 Bando..... 171	1916 Strunk..... 30	<b>1972 Rudi..... 32</b>	1922 Miller..... 12
1970 Campaneris..... 168	1917 Bodie..... 28	1973 Bando..... 32	1923 Hauser..... 10
1971 Jackson..... 157	1918 Burns..... 22	<b>1974 Rudi..... 39</b>	1924 Simmons..... 9
<b>1972 Rudi..... 181</b>	Gardner..... 22	1975 Jackson..... 39	1925 Simmons..... 12
1973 Bando..... 169	1919 Walker..... 30	1976 Rudi..... 32	1926 Simmons..... 10
1974 Rudi..... 174	1920 Dugan..... 40	1977 Page..... 28	1927 Simmons..... 11
1975 Washington..... 182	1921 Dykes..... 32	1978 Page..... 25	1928 Cochrane..... 12
1976 North..... 163	Walker..... 32	1979 Revering..... 25	1929 Miller..... 16
1977 Sanguillen..... 157	1922 Walker..... 31	1980 Henderson..... 22	1930 Simmons..... 16
1978 Page..... 147	1923 Perkins..... 34	1981 Armas..... 24	1931 Simmons..... 13
1979 Revering..... 136	1924 Hauser..... 31	1982 Henderson..... 24	1932 Simmons..... 9
1980 Henderson..... 179	Simmons..... 31	1983 Almon..... 29	Foxx..... 9
<b>1981 Henderson..... 135</b>	1925 Simmons..... 43	1984 Lansford..... 31	1933 Higgins..... 11
1982 Henderson..... 143	1926 Simmons..... 53	1985 Davis..... 34	1934 Cramer..... 9
1983 Henderson..... 150	1927 Simmons..... 36	1986 Canseco..... 29	1935 Foxx..... 7
1984 Lansford..... 179	1928 Miller..... 34	1987 Canseco..... 35	Warstler..... 7
1985 Griffin..... 166	1929 Simmons..... 41	1988 Henderson..... 38	1936 Johnson..... 14
1986 Griffin..... 169	Haas..... 41	1989 Lansford..... 28	1937 Moses..... 13
1987 Canseco..... 162	1930 Cochrane..... 42	1990 R. Henderson..... 33	1938 Finney..... 12
1988 Canseco..... 187	1931 Miller..... 43	1991 D. Henderson..... 33	1939 Johnson..... 9
1989 Lansford..... 185	<b>1932 McNair..... 47</b>	1992 Lansford..... 30	1940 Moses..... 9
1990 R. Henderson..... 159	1933 Johnson..... 44	1993 Gates..... 29	1941 Chapman..... 9
1991 D. Henderson..... 158	1934 Higgins..... 37	1994 Javier..... 23	Brancato..... 9
1992 Bordick..... 151	1935 Cramer..... 37	1995 Henderson..... 31	Suder..... 9
1993 Gates..... 155	1936 Moses..... 35	1996 Giambi..... 40	1942 Valo..... 10
1994 Javier..... 114	1937 Moses..... 48	1997 Giambi..... 41	1943 Siebert..... 7
Sierra..... 114	1938 Moses..... 29	1998 Grieve..... 41	1944 Estalella..... 9
1995 Berroa..... 152	1939 Johnson..... 30	1999 Giambi..... 36	1945 Peck..... 9
1996 Berroa..... 170	1940 Moses..... 41	2000 Grieve..... 40	1946 Valo..... 6
1997 Giambi..... 152	1941 Moses..... 31	<b>2001 Giambi..... 47</b>	McQuinn..... 6
1998 Grieve..... 168	1942 Johnson..... 35	2002 Long..... 32	1947 McCosky..... 7
1999 Giambi..... 181	1943 Siebert..... 26	2003 Tejada..... 42	1948 Fain..... 6
2000 Giambi..... 170	1944 Siebert..... 27	2004 Byrnes..... 39	Chapman..... 6
2001 Giambi..... 178	1945 Kell..... 30	2005 Chavez..... 40	Coleman..... 6
Long..... 178	1946 McQuinn..... 23	2006 Payton..... 32	1949 Valo..... 12
2002 Tejada..... 204	1947 Fain..... 28	2007 Swisher..... 36	1950 Dillinger..... 9



## Athletics Year-By-Year Batting Leaders, continued

1972 Bando ..... 77	1921 Walker ..... 504	1985 Davis ..... 484	1935 Foxx ..... 114
<b>1973 Jackson ..... 117</b>	1922 Miller ..... 553	1986 Canseco ..... 457	1936 Johnson ..... 88
1974 Bando ..... 103	1923 Hauser ..... 473	<b>1987 McGwire ..... 618</b>	1937 Johnson ..... 98
1975 Jackson ..... 104	1924 Hauser ..... 516	<b>1988 Canseco ..... 569</b>	1938 Werber ..... 93
1976 Rudi ..... 94	1925 Simmons ..... 596	1989 McGwire ..... 467	1939 Johnson ..... 99
1977 Page ..... 75	1926 Simmons ..... 566	1990 R. Henderson ..... 577	1940 Johnson ..... 83
1978 Page ..... 70	1927 Simmons ..... 645	1991 Canseco ..... 556	1941 Johnson ..... 95
1979 Revering ..... 77	1928 Simmons ..... 558	<b>1992 McGwire ..... 585</b>	McCoy ..... 95
1980 Armas ..... 109	1929 Simmons ..... 642	1993 R. Henderson ..... 553	1942 Johnson ..... 82
1981 Armas ..... 76	1930 Simmons ..... 708	1994 Berroa ..... 485	1943 White ..... 61
1982 Murphy ..... 94	1931 Simmons ..... 641	1995 McGwire ..... 685	1944 Siebert ..... 62
1983 Murphy ..... 75	<b>1932 Foxx ..... 749</b>	<b>1996 McGwire ..... 730</b>	1945 Estalella ..... 74
1984 Kingman ..... 118	<b>1933 Foxx ..... 703</b>	1997 Giambi ..... 495	1946 McQuinn ..... 64
1985 Kingman ..... 91	1934 Foxx ..... 653	1998 Stairs ..... 511	1947 Joost ..... 114
1986 Canseco ..... 117	<b>1935 Foxx ..... 636</b>	1999 Jaha ..... 556	1948 Joost ..... 119
1987 McGwire ..... 118	1936 Johnson ..... 525	2000 Giambi ..... 647	1949 Joost ..... 149
<b>1988 Canseco ..... 124</b>	1937 Johnson ..... 556	<b>2001 Giambi ..... 660</b>	1950 Fain ..... 133
1989 Parker ..... 97	1938 Johnson ..... 552	2002 Chavez ..... 513	1951 Joost ..... 106
1990 McGwire ..... 108	1939 Johnson ..... 553	2003 Chavez ..... 514	1952 Joost ..... 122
1991 Canseco ..... 122	1940 Johnson ..... 514	2004 Durazo ..... 523	1953 Robinson ..... 63
1992 McGwire ..... 104	1941 Chapman ..... 543	2005 Chavez ..... 466	1954 Finigan ..... 64
1993 Sierra ..... 101	1942 Johnson ..... 451	2006 Thomas ..... 545	1955 Finigan ..... 61
1994 Sierra ..... 92	1943 Siebert ..... 328	2007 Cust ..... 504	1956 Lopez ..... 63
1995 McGwire ..... 90	1944 Siebert ..... 423	2008 Cust ..... 476	1957 Lopez ..... 41
1996 McGwire ..... 113	1945 Estalella ..... 435	2009 Suzuki ..... 421	1958 Tuttle ..... 74
1997 McGwire ..... 81	1946 Chapman ..... 429	2010 Barton ..... 405	1959 Maris ..... 58
Giambi ..... 81	1947 Fain ..... 423	2011 Willingham ..... 477	1960 Siebern ..... 72
1998 Giambi ..... 110	1948 Majeski ..... 454		1961 Howser ..... 92
1999 Giambi ..... 123	1949 Chapman ..... 455	<b>Walks</b>	1962 Siebern ..... 110
2000 Giambi ..... 137	1950 Lehner ..... 436	1901 Seybold ..... 40	1963 Siebern ..... 79
2001 Giambi ..... 120	1951 Zernial ..... 525	<b>1902 Hartsel ..... 87</b>	1964 Causey ..... 88
2002 Tejada ..... 131	1952 Zernial ..... 452	1903 Pickering ..... 53	1965 Harrelson ..... 66
2003 Tejada ..... 106	1953 Zernial ..... 559	1904 Hartsel ..... 75	1966 Hersberger ..... 47
2004 Durazo ..... 88	1954 Finigan ..... 421	<b>1905 Hartsel ..... 121</b>	1967 Gosger ..... 53
2005 Chavez ..... 101	1955 Zernial ..... 508	<b>1906 Hartsel ..... 88</b>	1968 Monday ..... 72
2006 Thomas ..... 114	1956 Simpson ..... 490	<b>1907 Hartsel ..... 106</b>	1969 Jackson ..... 114
2007 Cust ..... 82	1957 Zernial ..... 471	<b>1908 Hartsel ..... 93</b>	1970 Bando ..... 118
2008 Cust ..... 77	1958 Cerv ..... 592	1909 Collins ..... 62	1971 Bando ..... 86
2009 Suzuki ..... 88	1959 Cerv ..... 479	1910 Hartsel ..... 58	1972 Epstein ..... 68
2010 Suzuki ..... 71	1960 Siebern ..... 471	1911 Collins ..... 62	1973 Tenace ..... 101
Kouzmanoff ..... 71	1961 Siebern ..... 475	1912 Collins ..... 101	<b>1974 Tenace ..... 110</b>
2011 Willingham ..... 98	1962 Siebern ..... 495	1913 Collins ..... 85	1975 Tenace ..... 106
	1963 Siebern ..... 410	1914 Collins ..... 97	1976 Tenace ..... 81
	1964 Colavito ..... 507	1915 Schang ..... 66	1977 Gross ..... 86
<b>Slugging Percentage</b>	1965 Harrelson ..... 429	1916 Strunk ..... 66	1978 Page ..... 53
<b>1901 Lajoie ..... 635</b>	1966 Campaneris ..... 369	1917 Strunk ..... 68	1979 Murphy ..... 83
1902 Seybold ..... 503	1967 Monday ..... 419	1918 Jamieson ..... 54	1980 Henderson ..... 117
1903 Seybold ..... 462	1968 Jackson ..... 452	1919 Witt ..... 46	1981 Murphy ..... 73
1904 Davis ..... 511	<b>1969 Jackson ..... 608</b>	1920 Dykes ..... 52	<b>1982 Henderson ..... 116</b>
1905 Davis ..... 422	1970 Mincher ..... 460	1921 Witt ..... 77	<b>1983 Henderson ..... 103</b>
1906 Davis ..... 459	1971 Jackson ..... 508	1922 Walker ..... 61	1984 Henderson ..... 88
1907 Davis ..... 399	1972 Epstein ..... 490	1923 Hauser ..... 94	1985 Murphy ..... 84
1908 Collins ..... 379	<b>1973 Jackson ..... 531</b>	1924 Hauser ..... 56	1986 Phillips ..... 76
1909 Collins ..... 449	1974 Jackson ..... 514	1925 Bishop ..... 87	1987 McGwire ..... 71
1910 Murphy ..... 436	1975 Jackson ..... 511	1926 Bishop ..... 116	1988 Canseco ..... 78
1911 Baker ..... 502	1976 Tenace ..... 458	1927 Bishop ..... 105	1989 McGwire ..... 83
1912 Baker ..... 541	1977 Page ..... 521	1928 Bishop ..... 97	<b>1990 McGwire ..... 110</b>
1913 Baker ..... 492	1978 Page ..... 459	<b>1929 Bishop ..... 128</b>	1991 R. Henderson ..... 98
1914 Collins ..... 452	1979 Revering ..... 483	1930 Bishop ..... 128	1992 R. Henderson ..... 95
1915 Strunk ..... 427	1980 Armas ..... 500	1931 Bishop ..... 112	1993 R. Henderson ..... 85
1916 Strunk ..... 421	1981 Armas ..... 480	1932 Foxx ..... 116	1994 Henderson ..... 72
1917 Bodie ..... 418	1982 Armas ..... 433	1933 Bishop ..... 106	1995 McGwire ..... 88
1918 Burns ..... 467	1983 Lopes ..... 423	Cochrane ..... 106	1996 McGwire ..... 116
1919 Walker ..... 450	1984 Kingman ..... 505	<b>1934 Foxx ..... 111</b>	1997 McGwire ..... 58
1920 Dugan ..... 442			



1998	Henderson	118
1999	Giambi	105
2000	Giambi	137
2001	Giambi	129
2002	Justice	70
2003	Durazo	100
2004	Chavez	95
2005	Chavez	58
2006	Swisher	97
2007	Cust	105
2008	Cust	111
2009	Cust	93
2010	Barton	110
2011	Matsui	56
	Willingham	56

### Strikeouts

1913	Murphy	44
	Schang	44
1914	Murphy	46
1915	Walsh	64
1916	Witt	71
1917	Grover	53
1918	Dugan	55
	Kopp	55
1919	Thomas	52
1920	Dykes	73
1921	Dykes	75
1922	Dykes	98
1923	Hauser	52
1924	Simmons	60
1925	Dykes	49
1926	Simmons	49
1927	Hale	32
1928	Hauser	45
1929	Foxx	70
1930	Foxx	66
1931	Foxx	84
1932	Foxx	96
1933	Foxx	93
1934	Foxx	75
1935	Foxx	99
1936	Johnson	71
1937	Peters	59
1938	Chapman	94
1939	Nagel	86
1940	Chapman	96
1941	Johnson	75
1942	Johnson	61
1943	White	51
1944	Estalella	60
1945	Estalella	46
1946	Chapman	66
1947	Joost	110
1948	Joost	87
1949	Joost	80
1950	Chapman	79
1951	Zernial	99
1952	Joost	94
1953	Zernial	79
1954	Finigan	66
1955	Zernial	90
1956	Simpson	82
1957	Zernial	84
1958	DeMaestri	84
1959	Cerv	87

1960	Williams	68
	Siebern	68
1961	Siebern	91
1962	Cimoli	89
1963	Siebern	82
1964	Mathews	143
1965	Harrelson	112
1966	Green	101
1967	Monday	107
1968	Jackson	171
1969	Jackson	142
1970	Jackson	135
1971	Jackson	161
1972	Jackson	125
1973	Jackson	116
1974	Jackson	105
	Tenace	105
1975	Jackson	133
1976	North	95
1977	Gross	84
1978	Page	95
1979	Page	93
1980	Armas	123
1981	Armas	115
1982	Armas	128
1983	Murphy	105
1984	Kingman	119
1985	Murphy	123
1986	Canseco	175
1987	Canseco	157
1988	Canseco	128
1989	D. Henderson	131
1990	Canseco	158
1991	Canseco	152
1992	McGwire	105
1993	D. Henderson	113
1994	Javier	76
1995	Berroa	98
1996	Berroa	122
1997	Canseco	122
1998	Grieve	123
1999	Jaha	129
2000	Grieve	130
2001	Long	103
2002	Chavez	119
2003	Durazo	105
2004	Crosby	141
2005	Chavez	129
2006	Swisher	152
2007	Cust	164
2008	Cust	197
2009	Cust	185
2010	Cust	127
2011	Willingham	150

### Stolen Bases

1901	Fultz	36
1902	Hartsel	47
1903	Pickering	40
1904	Murphy	22
1905	Hoffman	46
1906	Hartsel	31
1907	Oldring	29
1908	Davis	20
1909	Collins	67
1910	Collins	81

1911	Collins	38
	Baker	38
1912	Collins	63
1913	Collins	54
1914	Collins	58
1915	Walsh	22
1916	Walsh	27
1917	McInnis	18
1918	Kopp	22
1919	Kopp	16
1920	Walker	9
1921	Witt	16
1922	Miller	10
	Galloway	10
1923	Mathews	16
1924	Simmons	16
1925	Galloway	16
1926	Simmons	10
1927	Cobb	22
1928	Miller	10
1929	Miller	24
1930	Miller	13
1931	Miller	5
1932	McNair	8
	Dykes	8
1933	Johnson	8
	Cochrane	8
1934	Johnson	12
1935	Warstler	8
1936	Newsome	13
1937	Werber	35
1938	Werber	19
1939	Johnson	15
1940	Hayes	9
1941	Chapman	6
	Johnson	6
1942	Valo	13
1943	Welaj	12
	White	12
1944	Garrison	10
1945	Peck	5
1946	Valo	9
1947	Valo	11
1948	Fain	10
	Valo	10
1949	Valo	14
1950	Valo	12
1951	Valo	11
1952	Valo	12
1953	Philly	13
1954	Jacobs	17
1955	Valo	5
1956	Pilarcik	9
1957	Martin	7
1958	Tuttle	7
1959	Tuttle	10
1960	Snyder	7
1961	Howser	37
1962	Charles	20
1963	Tartabull	16
1964	Charles	12
1965	Campaneris	51
1966	Campaneris	52
1967	Campaneris	55
1968	Campaneris	62
1969	Campaneris	62

1970	Campaneris	42
1971	Campaneris	34
1972	Campaneris	52
1973	North	53
1974	North	54
1975	Washington	40
1976	North	75
1977	Page	42
1978	Dilone	50
1979	Henderson	33
1980	Henderson	100
1981	Henderson	56
1982	Henderson	130
1983	Henderson	108
1984	Henderson	66
1985	Collins	29
1986	Griffin	33
1987	Polonia	29
1988	Canseco	40
1989	R. Henderson	52
1990	R. Henderson	65
1991	R. Henderson	58
1992	R. Henderson	48
1993	R. Henderson	31
1994	Javier	24
1995	Javier	36
1996	Battle	10
1997	McDonald	13
1998	Henderson	66
1999	Phillips	11
	Velarde	11
2000	Velarde	9
2001	Damon	27
2002	Chavez	8
2003	Byrnes	10
	Tejada	10
2004	Byrnes	17
2005	Kendall	8
2006	Kendall	11
2007	Stewart	11
2008	Davis	25
2009	Davis	41
2010	Davis	50
2011	Crisp	49

**Bold denotes tied or led league**

# ATHLETICS YEAR-BY-YEAR PITCHING LEADERS

<b>Wins</b>	1959 Daley . . . . . 16	1902 Plank . . . . . 15	1955 Ditmar . . . . . 12
1901 Fraser . . . . . 20	1960 Daley . . . . . 16	1903 Plank . . . . . 16	<b>1956 Ditmar</b> . . . . . <b>22</b>
1902 Waddell . . . . . 24	1961 Bass . . . . . 11	Waddell . . . . . 16	1957 Garver . . . . . 13
1903 Plank . . . . . 23	1962 Rakow . . . . . 14	1904 Plank . . . . . 17	1958 Terry . . . . . 13
1904 Plank . . . . . 26	1963 Wickersham . . . . . 12	Waddell . . . . . 17	1959 Daley . . . . . 13
<b>1905 Waddell</b> . . . . . <b>26</b>	Pena . . . . . 12	Henley . . . . . 17	Garver . . . . . 13
1906 Plank . . . . . 19	1964 Pena . . . . . 12	1905 Plank . . . . . 12	1960 Daley . . . . . 16
1907 Plank . . . . . 24	1965 Sheldon . . . . . 10	Henley . . . . . 12	1961 Archer . . . . . 15
1908 Vickers . . . . . 18	Talbot . . . . . 10	1906 Waddell . . . . . 16	<b>1962 Rakow</b> . . . . . <b>17</b>
1909 Plank . . . . . 19	1966 Krausse . . . . . 14	1907 Plank . . . . . 16	1963 Pena . . . . . 20
<b>1910 Coombs</b> . . . . . <b>31</b>	1967 Hunter . . . . . 13	1908 Vickers . . . . . 19	1964 Segui . . . . . 17
<b>1911 Coombs</b> . . . . . <b>38</b>	1968 Odom . . . . . 16	1909 Morgan . . . . . 11	<b>1965 O'Donoghue</b> . . . . . <b>18</b>
1912 Plank . . . . . 26	1969 Odom . . . . . 15	Coombs . . . . . 11	1966 Hunter . . . . . 11
1913 Bender . . . . . 21	Dobson . . . . . 15	1910 Morgan . . . . . 12	1967 Hunter . . . . . 17
1914 Bender . . . . . 17	1970 Hunter . . . . . 18	1911 Coombs . . . . . 12	Nash . . . . . 17
Bush . . . . . 17	1971 Blue . . . . . 24	1912 Brown . . . . . 11	Krausse . . . . . 17
1915 Wyckoff . . . . . 10	1972 Hunter . . . . . 21	1913 Brown . . . . . 11	1968 Dobson . . . . . 14
1916 Bush . . . . . 15	1973 Holtzman . . . . . 21	1914 Bush . . . . . 12	1969 Hunter . . . . . 15
1917 Bush . . . . . 11	Hunter . . . . . 21	<b>1915 Wyckoff</b> . . . . . <b>22</b>	1970 Dobson . . . . . 15
1918 Perry . . . . . 21	<b>1974 Hunter</b> . . . . . <b>25</b>	<b>1916 Bush</b> . . . . . <b>24</b>	1971 Odom . . . . . 12
1919 Johnson . . . . . 9	1975 Blue . . . . . 22	1917 Bush . . . . . 17	1972 Holtzman . . . . . 11
Kinney . . . . . 9	1976 Blue . . . . . 18	<b>1918 Perry</b> . . . . . <b>19</b>	1973 Holtzman . . . . . 13
1920 Perry . . . . . 11	1977 Blue . . . . . 14	1919 Naylor . . . . . 18	1974 Holtzman . . . . . 17
1921 Rommel . . . . . 16	1978 Johnson . . . . . 11	<b>1920 Perry</b> . . . . . <b>25</b>	1975 Holtzman . . . . . 14
<b>1922 Rommel</b> . . . . . <b>27</b>	1979 Langford . . . . . 12	<b>1921 Rommel</b> . . . . . <b>23</b>	1976 Blue . . . . . 13
1923 Rommel . . . . . 18	1980 Norris . . . . . 22	<b>1922 Harriss</b> . . . . . <b>20</b>	1977 Langford . . . . . 19
1924 Rommel . . . . . 18	1981 McCatty . . . . . 14	<b>1923 Rommel</b> . . . . . <b>19</b>	Blue . . . . . 19
<b>1925 Rommel</b> . . . . . <b>21</b>	1982 Langford . . . . . 11	1924 Rommel . . . . . 15	1978 Keough . . . . . 15
1926 Grove . . . . . 13	Keough . . . . . 11	1925 Walberg . . . . . 14	1979 Keough . . . . . 17
1927 Grove . . . . . 20	1983 Codiroli . . . . . 12	1926 Grove . . . . . 13	1980 Kingman . . . . . 20
<b>1928 Grove</b> . . . . . <b>24</b>	1984 Burris . . . . . 13	1927 Grove . . . . . 13	1981 Langford . . . . . 10
<b>1929 Earnshaw</b> . . . . . <b>24</b>	1985 Codiroli . . . . . 14	1928 Walberg . . . . . 12	<b>1982 Keough</b> . . . . . <b>18</b>
<b>1930 Grove</b> . . . . . <b>28</b>	1986 Young . . . . . 13	1929 Walberg . . . . . 11	1983 Codiroli . . . . . 12
<b>1931 Grove</b> . . . . . <b>31</b>	<b>1987 Stewart</b> . . . . . <b>20</b>	1930 Earnshaw . . . . . 13	1984 McCatty . . . . . 14
1932 Grove . . . . . 25	1988 Stewart . . . . . 21	1931 Walberg . . . . . 12	1985 Codiroli . . . . . 14
<b>1933 Grove</b> . . . . . <b>24</b>	1989 Stewart . . . . . 21	1932 Earnshaw . . . . . 13	1986 Rijo . . . . . 11
1934 Marcum . . . . . 14	<b>1990 Welch</b> . . . . . <b>27</b>	Mahaffey . . . . . 13	1987 Stewart . . . . . 13
1935 Marcum . . . . . 17	1991 Moore . . . . . 17	1933 Walberg . . . . . 13	1988 Stewart . . . . . 12
1936 Kelley . . . . . 15	1992 Moore . . . . . 17	1934 Cain . . . . . 17	1989 Moore . . . . . 11
1937 Kelley . . . . . 13	1993 Witt . . . . . 14	1935 Dietrich . . . . . 13	1990 Moore . . . . . 15
1938 Caster . . . . . 16	1994 Darling . . . . . 10	<b>1936 Rhodes</b> . . . . . <b>20</b>	1991 Welch . . . . . 13
1939 Nelson . . . . . 10	1995 Stottlemyre . . . . . 14	<b>1937 Kelley</b> . . . . . <b>21</b>	1992 Moore . . . . . 12
1940 Babich . . . . . 14	1996 Wasdin . . . . . 8	<b>1938 Caster</b> . . . . . <b>20</b>	1993 Witt . . . . . 13
1941 Knott . . . . . 13	1997 Small . . . . . 9	1939 Ross . . . . . 14	1994 Darling . . . . . 11
1942 Marchildon . . . . . 17	1998 Rogers . . . . . 16	<b>1940 Caster</b> . . . . . <b>19</b>	1995 Van Poppel . . . . . 8
1943 Flores . . . . . 12	1999 Heredia . . . . . 13	1941 Marchildon . . . . . 15	1996 Johns . . . . . 12
1944 Christopher . . . . . 14	<b>2000 Hudson</b> . . . . . <b>20</b>	1942 Wolf . . . . . 15	1997 Karsay . . . . . 12
1945 Christopher . . . . . 13	<b>2001 Mulder</b> . . . . . <b>21</b>	Harris . . . . . 15	<b>1998 Candiotti</b> . . . . . <b>16</b>
1946 Marchildon . . . . . 13	<b>2002 Zito</b> . . . . . <b>23</b>	<b>1943 Harris</b> . . . . . <b>21</b>	1999 Haynes . . . . . 12
1947 Marchildon . . . . . 19	2003 Hudson . . . . . 16	1944 Newsom . . . . . 15	2000 Appier . . . . . 11
1948 Fowler . . . . . 15	2004 Mulder . . . . . 17	<b>1945 Newsom</b> . . . . . <b>20</b>	Heredia . . . . . 11
1949 Kellner . . . . . 20	2005 Haren . . . . . 14	<b>1946 Marchildon</b> . . . . . <b>16</b>	2001 Hudson . . . . . 9
1950 Hooper . . . . . 15	Zito . . . . . 14	<b>Knerr</b> . . . . . <b>16</b>	2002 Lidle . . . . . 10
1951 Shantz . . . . . 18	2006 Blanton . . . . . 16	<b>Fowler</b> . . . . . <b>16</b>	2003 Zito . . . . . 12
<b>1952 Shantz</b> . . . . . <b>24</b>	Zito . . . . . 16	1947 Flores . . . . . 13	2004 Redman . . . . . 12
1953 Kellner . . . . . 11	2007 Haren . . . . . 15	1948 Marchildon . . . . . 15	2005 Zito . . . . . 13
Byrd . . . . . 11	2008 Duchscherer . . . . . 10	1949 Coleman . . . . . 14	2006 Haren . . . . . 13
1954 Portocarrero . . . . . 9	2009 Anderson . . . . . 11	<b>1950 Kellner</b> . . . . . <b>20</b>	2007 Gaudin . . . . . 13
1955 Ditmar . . . . . 12	2010 Cahill . . . . . 18	<b>1951 Kellner</b> . . . . . <b>14</b>	2008 Smith . . . . . 16
1956 Ditmar . . . . . 12	2011 Gonzalez . . . . . 16	1952 Byrd . . . . . 15	2009 Cahill . . . . . 13
1957 Trucks . . . . . 9		Hooper . . . . . 15	2010 Braden . . . . . 14
Morgan . . . . . 9		<b>1953 Byrd</b> . . . . . <b>20</b>	2011 Cahill . . . . . 14
1958 Garver . . . . . 12		1954 Portocarrero . . . . . 18	
	<b>Losses</b>		
	1901 Fraser . . . . . 15		

**ERA**

1901 Plank . . . . .	3.31
1902 Waddell . . . . .	2.05
1903 Plank . . . . .	2.38
1904 Waddell . . . . .	1.62
<b>1905 Waddell . . . . .</b>	<b>1.48</b>
1906 Waddell . . . . .	2.21
1907 Bender . . . . .	2.05
1908 Coombs . . . . .	2.00
<b>1909 Krause . . . . .</b>	<b>1.39</b>
1910 Coombs . . . . .	1.30
1911 Plank . . . . .	2.10
1912 Plank . . . . .	2.21
1913 Bender . . . . .	2.21
1914 Bender . . . . .	2.26
1915 Wyckoff . . . . .	3.52
1916 Bush . . . . .	2.57
1917 Bush . . . . .	2.47
1918 Perry . . . . .	1.98
1919 Naylor . . . . .	3.34
1920 Rommel . . . . .	2.84
1921 Rommel . . . . .	3.95
1922 Rommel . . . . .	3.28
1923 Rommel . . . . .	3.27
1924 Baumgartner . . . . .	2.88
1925 Gray . . . . .	3.39
<b>1926 Grove . . . . .</b>	<b>2.51</b>
1927 Quinn . . . . .	3.18
1928 Grove . . . . .	2.57
<b>1929 Grove . . . . .</b>	<b>2.82</b>
<b>1930 Grove . . . . .</b>	<b>2.54</b>
<b>1931 Grove . . . . .</b>	<b>2.05</b>
<b>1932 Grove . . . . .</b>	<b>2.84</b>
1933 Grove . . . . .	3.21
1934 Cain . . . . .	4.40
1935 Marcum . . . . .	4.07
1936 Kelley . . . . .	3.87
1937 Smith . . . . .	3.93
1938 Caster . . . . .	4.36
1939 Nelson . . . . .	4.77
1940 Babich . . . . .	3.73
1941 Marchildon . . . . .	3.57
1942 Wolff . . . . .	3.32
1943 Flores . . . . .	3.12
1944 Newsom . . . . .	2.82
1945 Christopher . . . . .	3.17
1946 Flores . . . . .	2.32
1947 Fowler . . . . .	2.81
1948 Fowler . . . . .	3.78
1949 Fowler . . . . .	3.74
1950 Brissie . . . . .	4.02
1951 Shantz . . . . .	3.95
1952 Shantz . . . . .	2.48
1953 Fricano . . . . .	3.88
1954 Portocarrero . . . . .	4.06
1955 Kellner . . . . .	4.20
1956 Gorman . . . . .	3.84
1957 Trucks . . . . .	3.03
1958 Herbert . . . . .	3.50
1959 Daley . . . . .	3.17
1960 Herbert . . . . .	3.27
1961 Archer . . . . .	3.20
1962 Rakow . . . . .	4.25
1963 Drabowsky . . . . .	3.05
1964 Pena . . . . .	4.44
1965 O'Donoghue . . . . .	4.14
1966 Krausse . . . . .	2.98

1967 Hunter . . . . .	2.80
1968 Nash . . . . .	2.28
1969 Odom . . . . .	2.92
<b>1970 Segui . . . . .</b>	<b>2.56</b>
<b>1971 Blue . . . . .</b>	<b>1.82</b>
1972 Hunter . . . . .	2.04
1973 Holtzman . . . . .	2.97
<b>1974 Hunter . . . . .</b>	<b>2.49</b>
1975 Blue . . . . .	3.01
1976 Blue . . . . .	2.35
1977 Blue . . . . .	3.83
1978 Keough . . . . .	3.24
1979 McCatty . . . . .	4.22
1980 Norris . . . . .	2.53
<b>1981 McCatty . . . . .</b>	<b>2.32</b>
1982 McCatty . . . . .	3.99
1983 Krueger . . . . .	3.61
1984 Burris . . . . .	3.15
1985 Sutton . . . . .	3.89
1986 Haas . . . . .	2.74
1987 Stewart . . . . .	3.68
1988 Stewart . . . . .	3.23
1989 Moore . . . . .	2.61
1990 Stewart . . . . .	2.56
1991 Moore . . . . .	2.96
1992 Welch . . . . .	3.27
1993 Witt . . . . .	4.29
<b>1994 Ontiveros . . . . .</b>	<b>2.65</b>
1995 Ontiveros . . . . .	4.37
1996 Prieto . . . . .	4.15
1997 Haynes . . . . .	4.42
1998 Rogers . . . . .	3.17
1999 Hudson . . . . .	3.23
2000 Heredia . . . . .	4.12
2001 Hudson . . . . .	3.37
2002 Zito . . . . .	2.75
2003 Hudson . . . . .	2.70
2004 Hudson . . . . .	3.53
2005 Blanton . . . . .	3.53
2006 Zito . . . . .	3.83
2007 Haren . . . . .	3.07
2008 Smith . . . . .	4.16
2009 Anderson . . . . .	4.06
2010 Cahill . . . . .	2.97
2011 Gonzalez . . . . .	3.12

**Games**

1901 Fraser . . . . .	40
1902 Plank . . . . .	36
<b>1903 Plank . . . . .</b>	<b>43</b>
1904 Waddell . . . . .	46
<b>1905 Waddell . . . . .</b>	<b>46</b>
1906 Waddell . . . . .	43
1907 Waddell . . . . .	44
1908 Vickers . . . . .	53
1909 Plank . . . . .	34
Bender . . . . .	34
<b>1910 Coombs . . . . .</b>	<b>45</b>
1911 Coombs . . . . .	47
1912 Coombs . . . . .	40
1913 Bender . . . . .	48
1914 Bush . . . . .	38
Shawkey . . . . .	38
1915 Wyckoff . . . . .	43
1916 Myers . . . . .	44
1917 Myers . . . . .	38
1918 Perry . . . . .	44

1919 Kinney . . . . .	43
1920 Perry . . . . .	42
Naylor . . . . .	42
1921 Rommel . . . . .	46
<b>1922 Rommel . . . . .</b>	<b>51</b>
<b>1923 Rommel . . . . .</b>	<b>56</b>
1924 Rommel . . . . .	43
1925 Walberg . . . . .	53
1926 Pate . . . . .	47
1927 Grove . . . . .	51
1928 Rommel . . . . .	43
1929 Earnshaw . . . . .	44
<b>1930 Grove . . . . .</b>	<b>50</b>
1931 Walberg . . . . .	44
1932 Grove . . . . .	44
1933 Grove . . . . .	45
1934 Cascarella . . . . .	42
1935 Dietrich . . . . .	43
1936 Kelley . . . . .	35
Rhodes . . . . .	35
1937 Kelley . . . . .	41
1938 Smith . . . . .	43
1939 Dean . . . . .	54
1940 Heusser . . . . .	41
1941 Ferrick . . . . .	36
1942 Marchildon . . . . .	38
1943 Wolff . . . . .	41
1944 Berry . . . . .	53
<b>1945 Berry . . . . .</b>	<b>52</b>
1946 Savage . . . . .	40
1947 Christopher . . . . .	44
Savage . . . . .	44
1948 Harris . . . . .	45
1949 Kellner . . . . .	38
Scheib . . . . .	38
1950 Brissie . . . . .	46
1951 Scheib . . . . .	46
1952 Hooper . . . . .	43
1953 Martin . . . . .	58
1954 Burtshy . . . . .	38
1955 Gorman . . . . .	57
1956 Crimian . . . . .	54
1957 Trucks . . . . .	48
1958 Gorman . . . . .	50
1959 Grim . . . . .	40
1960 Kutyna . . . . .	51
1961 Kunkel . . . . .	58
1962 Wyatt . . . . .	59
1963 Wyatt . . . . .	63
<b>1964 Wyatt . . . . .</b>	<b>81</b>
1965 Dickson . . . . .	68
1966 Aker . . . . .	66
1967 Aker . . . . .	57
1968 Aker . . . . .	54
1969 Lindblad . . . . .	60
Fingers . . . . .	60
1970 Grant . . . . .	72
1971 Fingers . . . . .	48
1972 Fingers . . . . .	65
1973 Fingers . . . . .	62
<b>1974 Fingers . . . . .</b>	<b>76</b>
<b>1975 Fingers . . . . .</b>	<b>75</b>
1976 Fingers . . . . .	70
1977 Lacey . . . . .	64
1978 Lacey . . . . .	74
1979 Heaverlo . . . . .	62
1980 Lacey . . . . .	47

1981 Jones . . . . .	33
1982 Underwood . . . . .	56
1983 Underwood . . . . .	51
1984 Caudill . . . . .	68
1985 Howell . . . . .	63
1986 Ontiveros . . . . .	46
1987 Eckersley . . . . .	54
Nelson . . . . .	54
1988 Eckersley . . . . .	60
1989 Honeycutt . . . . .	64
1990 Eckersley . . . . .	63
1991 Eckersley . . . . .	67
1992 Eckersley . . . . .	69
1993 Eckersley . . . . .	64
1994 Eckersley . . . . .	45
1995 Eckersley . . . . .	52
1996 Groom . . . . .	72
Mohler . . . . .	72
1997 Groom . . . . .	78
1998 Groom . . . . .	75
1999 Groom . . . . .	76
2000 Tam . . . . .	72
2001 Tam . . . . .	70
<b>2002 Koch . . . . .</b>	<b>84</b>
2003 Bradford . . . . .	72
Foulke . . . . .	72
2004 Bradford . . . . .	68
2005 Rincon . . . . .	67
Street . . . . .	67
2006 Calero . . . . .	70
2007 Embree . . . . .	68
2008 Embree . . . . .	70
2009 Wuertz . . . . .	74
2010 Breslow . . . . .	75
2011 Breslow . . . . .	67
Fuentes . . . . .	67

**Games Started**

1901 Fraser . . . . .	37
1902 Plank . . . . .	32
<b>1903 Plank . . . . .</b>	<b>40</b>
1904 Waddell . . . . .	46
<b>1905 Plank . . . . .</b>	<b>41</b>
1906 Waddell . . . . .	34
1907 Plank . . . . .	40
1908 Vickers . . . . .	33
1909 Plank . . . . .	33
1910 Coombs . . . . .	38
<b>1911 Coombs . . . . .</b>	<b>40</b>
1912 Coombs . . . . .	32
1913 Brown . . . . .	35
1914 Shawkey . . . . .	31
1915 Wyckoff . . . . .	34
1916 Myers . . . . .	35
1917 Bush . . . . .	31
<b>1918 Perry . . . . .</b>	<b>36</b>
1919 Johnson . . . . .	25
1920 Naylor . . . . .	36
1921 Rommel . . . . .	32
1922 Rommel . . . . .	33
1923 Hasty . . . . .	36
1924 Rommel . . . . .	34
<b>1925 Harris . . . . .</b>	<b>33</b>
1926 Grove . . . . .	33
1927 Walberg . . . . .	34
1928 Grove . . . . .	31
<b>1929 Grove . . . . .</b>	<b>37</b>

## Athletics Year-By-Year Pitching Leaders, continued

1930 Earnshaw . . . . . 39	1988 Stewart . . . . . 37	1931 Grove . . . . . 27	1992 Darling . . . . . 4
1931 Walberg . . . . . 35	1989 Stewart . . . . . 36	1932 Grove . . . . . 27	1993 Witt . . . . . 5
1932 Walberg . . . . . 34	1990 Stewart . . . . . 36	1933 Grove . . . . . 21	1994 Witt . . . . . 5
1933 Cain . . . . . 32	1991 Stewart . . . . . 35	1934 Marcum . . . . . 17	1995 Ontiveros . . . . . 2
1934 Cain . . . . . 32	<b>Welch . . . . . 35</b>	1935 Marcum . . . . . 19	1996 Stottlemire . . . . . 2
1935 Marcum . . . . . 27	1992 <b>Moore . . . . . 36</b>	1936 Kelley . . . . . 20	1996 Prieto . . . . . 2
1936 Rhodes . . . . . 28	1993 Witt . . . . . 33	1937 Caster . . . . . 19	1997 Oquist . . . . . 1
1937 Caster . . . . . 33	1994 <b>Darling . . . . . 25</b>	1938 Caster . . . . . 20	Wengert . . . . . 1
1938 <b>Caster . . . . . 40</b>	1995 Stottlemire . . . . . 31	1939 Nelson . . . . . 12	1998 Rogers . . . . . 7
1939 Ross . . . . . 28	1996 Wengert . . . . . 25	1940 Babich . . . . . 16	1999 Rogers . . . . . 3
1940 Babich . . . . . 30	1997 Karsay . . . . . 24	1941 Marchildon . . . . . 14	2000 Heredia . . . . . 2
1941 Marchildon . . . . . 27	1998 Rogers . . . . . 34	1942 Marchildon . . . . . 18	Hudson . . . . . 2
1942 Marchildon . . . . . 31	1999 Heredia . . . . . 33	1943 Harris . . . . . 15	2001 Mulder . . . . . 6
1943 Flores . . . . . 27	2000 Heredia . . . . . 32	1944 Newsom . . . . . 18	2002 Hudson . . . . . 4
Harris . . . . . 27	Hudson . . . . . 32	1945 Christopher . . . . . 17	<b>2003 Mulder . . . . . 9</b>
1944 Newsom . . . . . 33	<b>2001 Hudson . . . . . 35</b>	1946 Marchildon . . . . . 16	<b>2004 Mulder . . . . . 5</b>
1945 Newsom . . . . . 34	<b>Zito . . . . . 35</b>	1947 Marchildon . . . . . 21	2005 Haren . . . . . 3
1946 Marchildon . . . . . 29	<b>2002 Zito . . . . . 35</b>	1948 Fowler . . . . . 16	2006 Haren . . . . . 2
1947 Marchildon . . . . . 35	2003 Zito . . . . . 35	1949 Kellner . . . . . 19	Loaiza . . . . . 2
1948 Marchildon . . . . . 30	2004 Zito . . . . . 34	1950 Kellner . . . . . 15	2007 Blanton . . . . . 3
1949 Coleman . . . . . 30	<b>2005 Zito . . . . . 35</b>	Brissie . . . . . 15	2008 Smith . . . . . 2
1950 Brissie . . . . . 31	<b>2006 Haren . . . . . 34</b>	1951 Shantz . . . . . 13	2009 Anderson . . . . . 1
1951 Kellner . . . . . 29	<b>Zito . . . . . 34</b>	1952 Shantz . . . . . 27	Tomko . . . . . 1
1952 Shantz . . . . . 33	<b>2007 Blanton . . . . . 34</b>	1953 Kellner . . . . . 14	2010 Braden . . . . . 5
Kellner . . . . . 33	<b>Gaudin . . . . . 34</b>	1954 Portocarrero . . . . . 16	2011 McCarthy . . . . . 5
1953 Byrd . . . . . 37	<b>Haren . . . . . 34</b>	1955 Ditmar . . . . . 7	
1954 Portocarrero . . . . . 33	2008 Smith . . . . . 32	1956 Ditmar . . . . . 14	<b>Saves</b>
1955 Kellner . . . . . 24	2009 Cahill . . . . . 32	1957 Garver . . . . . 6	1968 Aker . . . . . 7
1956 Ditmar . . . . . 34	2010 Gonzalez . . . . . 33	1958 Garver . . . . . 10	1969 Fingers . . . . . 12
1957 Garver . . . . . 23	2011 Cahill . . . . . 34	1959 Daley . . . . . 12	1970 Grant . . . . . 24
1958 Terry . . . . . 33		1960 Herbert . . . . . 14	<b>1971 Fingers . . . . . 17</b>
1959 Garver . . . . . 30	<b>Complete Games</b>	1961 Archer . . . . . 9	1972 Fingers . . . . . 21
1960 Daley . . . . . 35	1901 Fraser . . . . . 35	1962 Rakow . . . . . 11	1973 Fingers . . . . . 22
1961 Archer . . . . . 27	1902 Plank . . . . . 31	1963 Drabowsky . . . . . 9	1974 Fingers . . . . . 18
1962 Rakow . . . . . 35	1903 <b>Waddell . . . . . 39</b>	Pena . . . . . 9	1975 Fingers . . . . . 24
1963 Wickersham . . . . . 33	1904 Waddell . . . . . 34	1964 Pena . . . . . 5	1976 Fingers . . . . . 20
1964 Segui . . . . . 35	<b>1905 Plank . . . . . 35</b>	1965 Segui . . . . . 5	1977 Bair . . . . . 7
1965 Talbot . . . . . 33	1906 Bender . . . . . 24	1966 Nash . . . . . 5	Lacey . . . . . 7
1966 Hunter . . . . . 25	1907 Plank . . . . . 33	1967 Hunter . . . . . 13	1978 Sosa . . . . . 14
1967 Hunter . . . . . 35	1908 Vickers . . . . . 21	1968 Nash . . . . . 12	1979 Heaverlo . . . . . 9
1968 Dobson . . . . . 34	Plank . . . . . 21	1969 Dobson . . . . . 11	1980 Lacey . . . . . 6
Hunter . . . . . 34	1909 Plank . . . . . 24	1970 Dobson . . . . . 13	1981 Beard . . . . . 3
1969 Dobson . . . . . 35	Bender . . . . . 24	1971 Blue . . . . . 24	Jones . . . . . 3
Hunter . . . . . 35	1910 Coombs . . . . . 35	1972 Holtzman . . . . . 16	1982 Beard . . . . . 11
1970 Hunter . . . . . 40	1911 Coombs . . . . . 26	Hunter . . . . . 16	1983 Beard . . . . . 10
Dobson . . . . . 40	1912 Plank . . . . . 24	1973 Holtzman . . . . . 16	1984 Caudill . . . . . 36
1971 Blue . . . . . 39	1913 Plank . . . . . 18	1974 Hunter . . . . . 23	1985 Howell . . . . . 29
1972 Hunter . . . . . 37	1914 Shawkey . . . . . 18	1975 Holtzman . . . . . 13	1986 Howell . . . . . 16
1973 Holtzman . . . . . 40	1915 Wyckoff . . . . . 20	Blue . . . . . 13	1987 Eckersley . . . . . 16
1974 Hunter . . . . . 41	1916 Myers . . . . . 31	1976 Blue . . . . . 20	Howell . . . . . 16
1975 Holtzman . . . . . 38	1917 Bush . . . . . 17	1977 Blue . . . . . 16	<b>1988 Eckersley . . . . . 45</b>
Blue . . . . . 38	<b>1918 Perry . . . . . 30</b>	1978 Johnson . . . . . 7	1989 Eckersley . . . . . 35
1976 Torrez . . . . . 39	1919 Naylor . . . . . 17	1979 Langford . . . . . 14	1990 Eckersley . . . . . 48
1977 Blue . . . . . 38	1920 Perry . . . . . 20	<b>1980 Langford . . . . . 28</b>	1991 Eckersley . . . . . 43
1978 Keough . . . . . 32	Naylor . . . . . 20	<b>1981 Langford . . . . . 18</b>	<b>1992 Eckersley . . . . . 51</b>
1979 Langford . . . . . 29	1921 Rommel . . . . . 20	1982 Langford . . . . . 15	1993 Eckersley . . . . . 36
1980 Langford . . . . . 33	1922 Rommel . . . . . 22	1983 Codiroli . . . . . 7	1994 Eckersley . . . . . 19
Norris . . . . . 33	1923 Rommel . . . . . 19	1984 Burris . . . . . 5	1995 Eckersley . . . . . 29
1981 Langford . . . . . 24	1924 Rommel . . . . . 21	1985 Codiroli . . . . . 4	1996 Taylor . . . . . 17
1982 Keough . . . . . 34	1925 Harriss . . . . . 15	1986 Andujar . . . . . 7	1997 Taylor . . . . . 23
1983 Codiroli . . . . . 31	1926 Grove . . . . . 20	1987 Stewart . . . . . 8	1998 Taylor . . . . . 33
1984 McCatty . . . . . 30	1927 Walberg . . . . . 15	<b>1988 Stewart . . . . . 14</b>	1999 Taylor . . . . . 26
1985 Codiroli . . . . . 37	1928 Grove . . . . . 24	1989 Stewart . . . . . 8	2000 Isringhausen . . . . . 33
1986 Young . . . . . 27	1929 Grove . . . . . 21	<b>1990 Stewart . . . . . 11</b>	2001 Isringhausen . . . . . 34
1987 Stewart . . . . . 37	1930 Grove . . . . . 22	1991 Welch . . . . . 7	2002 Koch . . . . . 44

**2003 Foulke** ..... 43  
 2004 Dotel ..... 22  
 2005 Street ..... 23  
 2006 Street ..... 37  
 2007 Embree ..... 17  
 2008 Street ..... 18  
 2009 Bailey ..... 26  
 2010 Bailey ..... 25  
 2011 Bailey ..... 24

**Innings Pitched**

1901 Fraser ..... 331  
 1902 Plank ..... 300  
 1903 Plank ..... 336  
 1904 Waddell ..... 383  
 1905 Plank ..... 347  
 1906 Waddell ..... 273  
 1907 Plank ..... 344  
 1908 Vickers ..... 300  
 1909 Plank ..... 275  
 1910 Coombs ..... 353  
 1911 Coombs ..... 337  
 1912 Coombs ..... 262  
 1913 Bender ..... 237  
 1914 Shawkey ..... 237  
 1915 Wyckoff ..... 276  
 1916 Myers ..... 315  
 1917 Bush ..... 233  
**1918 Perry** ..... **332**  
 1919 Naylor ..... 205  
 1920 Perry ..... 264  
 1921 Rommel ..... 285  
 1922 Rommel ..... 294  
 1923 Rommel ..... 298  
 1924 Rommel ..... 278  
 1925 Rommel ..... 261  
 1926 Grove ..... 258  
 1927 Grove ..... 262  
 1928 Grove ..... 262  
 1929 Grove ..... 275  
 1930 Earnshaw ..... 296  
**1931 Walberg** ..... **291**  
 1932 Grove ..... 292  
 1933 Grove ..... 275  
 1934 Marcum ..... 232  
 1935 Marcum ..... 243  
 1936 Kelley ..... 235  
 1937 Caster ..... 232  
 1938 Caster ..... 281  
 1939 Nelson ..... 198  
 1940 Babich ..... 229  
 1941 Marchildon ..... 204  
 1942 Marchildon ..... 244  
 1943 Flores ..... 231  
 1944 Newsom ..... 265  
 1945 Newsom ..... 257  
 1946 Marchildon ..... 227  
 1947 Marchildon ..... 277  
 1948 Marchildon ..... 226  
 1949 Kellner ..... 245  
 1950 Brissie ..... 246  
 1951 Kellner ..... 210  
 1952 Shantz ..... 280  
 1953 Byrd ..... 237  
 1954 Portocarrero ..... 248  
 1955 Ditmar ..... 175  
 1956 Ditmar ..... 254

1957 Garver ..... 145  
 1958 Terry ..... 217  
 1959 Daley ..... 216  
 1960 Herbert ..... 253  
 1961 Archer ..... 205  
 1962 Rakow ..... 235  
 1963 Wickersham ..... 238  
 1964 Pena ..... 219  
 1965 Talbot ..... 198  
 1966 Krausse ..... 178  
 1967 Hunter ..... 260  
 1968 Hunter ..... 234  
 1969 Hunter ..... 247  
 1970 Dobson ..... 267  
 1971 Blue ..... 213  
 1972 Hunter ..... 295  
 1973 Holtzman ..... 297  
 1974 Hunter ..... 318  
 1975 Blue ..... 278  
 1976 Blue ..... 298  
 1977 Blue ..... 279.2  
 1978 Keough ..... 197.1  
 1979 Langford ..... 219.0  
**1980 Langford** ..... **290.0**  
 1981 Langford ..... 195.1  
 1982 Langford ..... 237.1  
 1983 Codioli ..... 205.2  
 1984 Burris ..... 211.2  
 1985 Codioli ..... 226.0  
 1986 Young ..... 198.0  
 1987 Stewart ..... 261.1  
**1988 Stewart** ..... **275.2**  
 1989 Stewart ..... 257.2  
**1990 Stewart** ..... **267.0**  
 1991 Stewart ..... 226.0  
 1992 Moore ..... 223.0  
 1993 Witt ..... 220.0  
 1994 Darling ..... 160.0  
 1995 Stottlemyre ..... 209.2  
 1996 Wengert ..... 161.1  
 1997 Wengert ..... 134.0  
 1998 Rogers ..... 238.2  
 1999 Heredia ..... 200.1  
 2000 Hudson ..... 202.1  
 2001 Hudson ..... 235.0  
 2002 Hudson ..... 238.1  
 2003 Hudson ..... 240.0  
 2004 Mulder ..... 225.2  
 2005 Zito ..... 228.1  
 2006 Haren ..... 223.0  
 2007 Blanton ..... 230.0  
 2008 Smith ..... 190.1  
 2009 Cahill ..... 178.2  
 2010 Gonzalez ..... 200.2  
 2011 Cahill ..... 207.2

**Strikeouts**

1901 Fraser ..... 110  
**1902 Waddell** ..... **210**  
**1903 Waddell** ..... **302**  
**1904 Waddell** ..... **349**  
**1905 Waddell** ..... **287**  
**1906 Waddell** ..... **196**  
**1907 Waddell** ..... **232**  
 1908 Dygert ..... 164  
 1909 Bender ..... 161  
 1910 Coombs ..... 224

1911 Coombs ..... 185  
 1912 Coombs ..... 120  
 1913 Plank ..... 150  
 1914 Plank ..... 110  
 1915 Wyckoff ..... 157  
 1916 Myers ..... 182  
 1917 Bush ..... 121  
 1918 Perry ..... 81  
 1919 Kinney ..... 97  
 1920 Naylor ..... 90  
 1921 Harriss ..... 92  
 1922 Harriss ..... 102  
 1923 Harriss ..... 89  
 1924 Rommel ..... 72  
**1925 Grove** ..... **116**  
**1926 Grove** ..... **194**  
**1927 Grove** ..... **174**  
**1928 Grove** ..... **183**  
**1929 Grove** ..... **170**  
**1930 Grove** ..... **209**  
**1931 Grove** ..... **205**  
 1932 Grove ..... 188  
 1933 Grove ..... 114  
 1934 Marcum ..... 92  
 1935 Marcum ..... 99  
 1936 Kelley ..... 82  
 1937 Caster ..... 100  
 1938 Caster ..... 112  
 1939 Nelson ..... 75  
 1940 Babich ..... 94  
 1941 Marchildon ..... 74  
 1942 Marchildon ..... 110  
 1943 Flores ..... 113  
 1944 Newsom ..... 142  
 1945 Newsom ..... 127  
 1946 Marchildon ..... 95  
 1947 Marchildon ..... 128  
 1948 Brissie ..... 127  
 1949 Brissie ..... 118  
 1950 Brissie ..... 101  
 1951 Kellner ..... 94  
 1952 Shantz ..... 152  
 1953 Byrd ..... 122  
 1954 Portocarrero ..... 132  
 1955 Ditmar ..... 79  
 1956 Ditmar ..... 126  
 1957 Terry ..... 80  
 1958 Terry ..... 134  
 1959 Daley ..... 125  
 1960 Daley ..... 126  
 1961 Archer ..... 110  
 1962 Rakow ..... 159  
 1963 Pena ..... 128  
 1964 Pena ..... 184  
 1965 Segui ..... 119  
 1966 Hunter ..... 103  
 1967 Hunter ..... 196  
 1968 Hunter ..... 172  
 1969 Odom ..... 150  
 Hunter ..... 150  
 1970 Hunter ..... 178  
 1971 Blue ..... 301  
 1972 Hunter ..... 191  
 1973 Blue ..... 158  
 1974 Blue ..... 174  
 1975 Blue ..... 189  
 1976 Blue ..... 166

1977 Blue ..... 157  
 1978 Keough ..... 108  
 1979 Langford ..... 101  
 1980 Norris ..... 180  
 1981 McCatty ..... 91  
 1982 Norris ..... 83  
 1983 Conroy ..... 112  
 1984 Burris ..... 93  
 1985 Codioli ..... 111  
 1986 Rijo ..... 176  
 1987 Stewart ..... 205  
 1988 Stewart ..... 192  
 1989 Moore ..... 172  
 1990 Stewart ..... 166  
 1991 Moore ..... 153  
 1992 Stewart ..... 130  
 1993 Witt ..... 131  
 1994 Witt ..... 111  
 1995 Stottlemyre ..... 205  
 1996 Reyes ..... 78  
 1997 Karsay ..... 92  
 1998 Rogers ..... 138  
 1999 Hudson ..... 132  
 2000 Hudson ..... 169  
 2001 Zito ..... 205  
 2002 Zito ..... 182  
 2003 Hudson ..... 162  
 2004 Harden ..... 167  
 2005 Zito ..... 171  
 2006 Haren ..... 176  
 2007 Haren ..... 192  
 2008 Eveland ..... 118  
 2009 Anderson ..... 150  
 2010 Gonzalez ..... 171  
 2011 Gonzalez ..... 197

**Walks**

**1901 Fraser** ..... **132**  
 1902 Husting ..... 91  
 1903 Waddell ..... 85  
 1904 Waddell ..... 91  
 1905 Waddell ..... 90  
 Bender ..... 90  
 1906 Waddell ..... 92  
 1907 Plank ..... 85  
 Dygert ..... 85  
**1908 Dygert** ..... **97**  
 1909 Coombs ..... 73  
**1910 Morgan** ..... **117**  
 1911 Coombs ..... 119  
 1912 Coombs ..... 94  
 1913 Houck ..... 122  
 1914 Wyckoff ..... 103  
**1915 Wyckoff** ..... **165**  
**1916 Myers** ..... **168**  
 1917 Bush ..... 111  
 1918 Perry ..... 111  
 1919 Kinney ..... 91  
 1920 Naylor ..... 86  
 1921 Moore ..... 122  
 1922 Harriss ..... 94  
 1923 Rommel ..... 108  
 1924 Rommel ..... 94  
**1925 Grove** ..... **131**  
 1926 Grove ..... 101  
 1927 Walberg ..... 91  
 1928 Earnshaw ..... 100

## Athletics Year-By-Year Pitching Leaders, continued

1929 Earnshaw . . . . . 125	1952 Byrd . . . . . 98	1974 Blue . . . . . 98	1996 Johns . . . . . 69
1930 Earnshaw . . . . . 139	1953 Byrd . . . . . 115	1975 Holtzman . . . . . 108	1997 Prieto . . . . . 70
1931 Walberg . . . . . 109	1954 Portocarrero . . . . . 114	1976 Torre . . . . . 87	1998 Haynes . . . . . 88
1932 Walberg . . . . . 103	1955 Ditmar . . . . . 86	1977 Blue . . . . . 86	1999 Haynes . . . . . 80
1933 Cain . . . . . 137	1956 Ditmar . . . . . 108	1978 Keough . . . . . 85	2000 Appier . . . . . 102
1934 Cain . . . . . 128	1957 Trucks . . . . . 62	1979 Norris . . . . . 94	2001 Zito . . . . . 80
1935 Dietrich . . . . . 101	1958 Garver . . . . . 66	1980 McCatty . . . . . 99	2002 Zito . . . . . 78
1936 Rhodes . . . . . 102	1959 Daley . . . . . 62	1981 Norris . . . . . 63	2003 Zito . . . . . 88
1937 Caster . . . . . 107	Herbert . . . . . 62	1982 Keough . . . . . 101	2004 Mulder . . . . . 83
1938 Caster . . . . . 117	1960 Daley . . . . . 96	1983 Conroy . . . . . 98	2005 Zito . . . . . 89
1939 Ross . . . . . 95	1961 Walker . . . . . 96	1984 Burris . . . . . 90	2006 Zito . . . . . 99
1940 Babich . . . . . 80	1962 Pfister . . . . . 106	1985 Birtzas . . . . . 91	2007 Gaudin . . . . . 100
1941 Marchildon . . . . . 118	1963 Wickersham . . . . . 79	1986 Rijo . . . . . 108	2008 Smith . . . . . 87
<b>1942 Marchildon . . . . . 140</b>	1964 Segui . . . . . 94	1987 Stewart . . . . . 105	2009 Cahill . . . . . 72
1943 Black . . . . . 110	1965 Talbot . . . . . 86	1988 Stewart . . . . . 110	2010 Gonzalez . . . . . 92
1944 Newsom . . . . . 82	1966 Hunter . . . . . 64	1989 Moore . . . . . 83	<b>2011 Gonzalez . . . . . 91</b>
1945 Newsom . . . . . 103	1967 Nash . . . . . 87	1990 Moore . . . . . 84	
1946 Marchildon . . . . . 114	1968 Odom . . . . . 98	1991 Moore . . . . . 105	
<b>1947 Marchildon . . . . . 141</b>	1969 Odom . . . . . 112	Stewart . . . . . 105	
1948 Marchildon . . . . . 131	1970 Odom . . . . . 100	1992 Moore . . . . . 103	
1949 Kellner . . . . . 129	1971 Blue . . . . . 88	1993 Witt . . . . . 91	
1950 Brissie . . . . . 117	1972 Odom . . . . . 87	<b>1994 Van Poppel . . . . . 89</b>	
1951 Kellner . . . . . 93	1973 Blue . . . . . 105	1995 Stottlemire . . . . . 80	

**Bold denotes tied or led league**

## ATHLETICS TOP HITTING STREAKS

### FRANCHISE

G	Player	Year
29	Bill Lamar	1925
28	Bing Miller	1929
27	Socks Seybold	1901
	Al Simmons	1931
26	Bob Johnson	1938
25	Jason Giambi	1997
24	Ferris Fain	1952
	Carney Lansford	1984
	Miguel Tejada	2002
23	Jimmy Dykes	1925-26
	Al Simmons	1925
22	Tilly Walker	1919
	Al Simmons	1925
	Jimmie Foxx	1929
	Doc Cramer	1932
	Doc Cramer	1934
	Hector Lopez	1957
	Vic Power	1958
	Eric Byrnes	2003
21	Bob Johnson	1935
	Ty Cobb	1927
20	Tillie Walker	1921
	Mule Haas	1929
	Al Simmons	1929
	Doc Cramer	1932-33
	Wally Moses	1938
	Benny McCoy	1941
	Hank Majeski	1948-49
	Dave Philley	1953
	Hal Smith	1958
	Jerry Lumpe	1962

### OAKLAND

G	Player	Year
25	Jason Giambi	1997
24	Miguel Tejada	2002
	Carney Lansford	1984
22	Eric Byrnes	2003
19	Jason Giambi	1996
	Carney Lansford	1989
	Carney Lansford	1983
18	Jason Giambi	1999
	Scott Spiezio	1998
	Mark McGwire	1995
17	Mark Ellis	2010-11
	Terrence Long	2000
	Jason Giambi	1998
	Brent Gates	1995
	Geronimo Berroa	1995
	Stan Javier	1994
	Carney Lansford	1988
	Luis Polonia	1987
	Donnie Hill	1985
	Mike Edwards	1978
	Joe Rudi	1972
	Bert Campaneris	1972
16	Mark Kotsay	2006
	Jermaine Dye	2001
	Jason Giambi	1998
	Gene Tenace	1975
	Danny Cater	1969

G	Player	Year
15	Hideki Matsui	2011
	<b>Cliff Pennington</b>	<b>2011</b>
	Kevin Kouzmanoff	2010
	Dan Johnson	2007
	Shannon Stewart	2007
	Mark Kotsay	2004
	Miguel Tejada	2002
	Eric Chavez	2000
	Craig Paquette	1995
	Terry Steinbach	1989
	Mitchell Page	1979
	Rico Carty	1978
	Reggie Jackson	1974
	Bert Campaneris	1974
	Billy North	1973
	Reggie Jackson	1972-73
	Bert Campaneris	1971
	Bert Campaneris	1968

# ATHLETICS HOME RUN HISTORY

## 20 OR MORE HOME RUNS IN A SEASON

NO.	PLAYER	YEAR
58	Jimmie Foxx	1932
52	Mark McGwire	1996
49	Mark McGwire	1987
48	Jimmie Foxx	1933
47	Reggie Jackson	1969
44	Jimmie Foxx	1934
	Jose Canseco	1991
43	Jason Giambi	2000
42	Gus Zernial	1953
	Jose Canseco	1988
	Mark McGwire	1992
39	Mark McGwire	1990
	Mark McGwire	1995
	Frank Thomas	2006
38	Bob Cerv	1958
	Matt Stairs	1999
	Jason Giambi	2001
37	Tilly Walker	1922
	Jimmie Foxx	1930
	Jose Canseco	1990
36	Al Simmons	1930
	Jimmie Foxx	1935
	Reggie Jackson	1975
	Geronimo Berroa	1996
35	Al Simmons	1932
	Tony Armas	1980
	Dave Kingman	1984
	Dave Kingman	1986
	Terry Steinbach	1996
	John Jaha	1999
	Nick Swisher	2006
34	Al Simmons	1929
	Bob Johnson	1934
	Rocky Colavito	1964
	Mark McGwire	1997
	Eric Chavez	2002
	Miguel Tejada	2002
33	Jimmie Foxx	1929
	Gus Zernial	1951
	Dwayne Murphy	1984
	Jose Canseco	1986
	Mark McGwire	1989
	Jason Giambi	1999
	Jack Cust	2008
32	Reggie Jackson	1971
	Reggie Jackson	1973
	Mark McGwire	1988
	Eric Chavez	2001
31	Bob Johnson	1940
	Sal Bando	1969
	Jose Canseco	1987
	Miguel Tejada	2001

NO.	PLAYER	YEAR
30	Jimmie Foxx	1931
	Bob Johnson	1938
	Gus Zernial	1955
	Dave Kingman	1985
	Miguel Tejada	2000
29	Gus Zernial	1952
	Reggie Jackson	1968
	Sal Bando	1973
	Reggie Jackson	1974
	Gene Tenace	1975
	Eric Chavez	2003
	Eric Chavez	2004
	Josh Willingham	2011
28	Bob Johnson	1935
	Jim Gentile	1964
	Tony Armas	1982
	Rickey Henderson	1990
	Ben Grieve	1999
27	Joe Hauser	1924
	Gus Zernial	1957
	Don Mincher	1970
	Sal Bando	1976
	Dwayne Murphy	1982
	Matt Stairs	1997
	Jason Giambi	1998
	Ben Grieve	2000
	Miguel Tejada	2003
	Eric Chavez	2005
26	Mike Epstein	1972
	Gene Tenace	1974
	Matt Stairs	1998
	Eric Chavez	2000
	Jack Cust	2007
25	Bob Johnson	1936
	Bob Johnson	1937
	Wally Moses	1937
	Sam Chapman	1941
	Norm Siebern	1962
	Reggie Jackson	1972
	Dave Henderson	1991
	Jack Cust	2009
24	Al Simmons	1925
	Sam Chapman	1949
	Sal Bando	1971
	Gene Tenace	1973
	Mike Davis	1985
	Dave Henderson	1988
	Jermaine Dye	2002
23	Tilly Walker	1921
	Mickey Cochrane	1932
	Mike Higgins	1935
	Bob Johnson	1939
	Sam Chapman	1940
	Eddie Joost	1949

NO.	PLAYER	YEAR
	Sam Chapman	1950
	Ken Harrelson	1965
	Reggie Jackson	1970
	Billy Williams	1975
	Ruben Sierra	1994
	Jose Canseco	1997
	Jermaine Dye	2004
22	Al Simmons	1931
	Bob Johnson	1941
	Eddie Robinson	1953
	Bert Campaneris	1970
	Sal Bando	1974
	Joe Rudi	1974
	Gene Tenace	1976
	Wayne Gross	1977
	Jeff Newman	1979
	Tony Armas	1981
	Mike Davis	1987
	Dave Parker	1989
	Mark McGwire	1991
	Jose Canseco	1992
	Ruben Sierra	1993
	Geronimo Berroa	1995
	Scott Brosius	1996
	Bobby Crosby	2004
	Erubiel Durazo	2004
	Eric Chavez	2006
	Nick Swisher	2007
21	Bing Miller	1922
	Bob Johnson	1933
	Harry Simpson	1956
	Joe Rudi	1975
	Mitchell Page	1977
	Miguel Tejada	1999
	Matt Stairs	2000
	Erubiel Durazo	2003
	Ramon Hernandez	2003
	Nick Swisher	2005
20	Frankie Hayes	1939
	Sam Chapman	1946
	Eddie Joost	1952
	Woodie Held	1957
	Bob Cerv	1959
	Sal Bando	1970
	Dwayne Murphy	1985
	Dave Henderson	1990
	Harold Baines	1991
	Dave Henderson	1993
	Jason Giambi	1996
	Jason Giambi	1997
	Eric Byrnes	2004



## Athletics Home Run History, continued

### HOME RUN LEADERS BY POSITION

#### Franchise – Career

P	John Odom (1964-75)	12
C	Terry Steinbach (1986-96)	116
1B	Mark McGwire (1986-97)	349
2B	Mark Ellis (2002-11)	84
3B	Eric Chavez (1998-10)	223
SS	Miguel Tejada (1997-03)	156
LF	Bob Johnson (1933-42)	201
CF	Dwayne Murphy (1978-87)	152
RF	Reggie Jackson (1967-75; 87)	225
DH	Dave Kingman (1984-86)	98

#### Franchise – Season

P	John Odom (1969)	5
C	Terry Steinbach (1996)	34
1B	Jimmie Foxx (1932)	51
2B	Mark Ellis (2007)	19
3B	Eric Chavez (2001)	32
SS	Miguel Tejada (2002)	34
LF	Gus Zernial (1953)	41
CF	Dwayne Murphy (1984)	33
RF	Reggie Jackson (1969)	45
DH	Frank Thomas (2006)	39

#### Oakland – Career

P	John Odom (1968-75)	12
C	Terry Steinbach (1986-96)	116
1B	Mark McGwire (1986-97)	349
2B	Mark Ellis (2002-11)	84
3B	Eric Chavez (1998-10)	223
SS	Miguel Tejada (1997-03)	156
LF	Rickey Henderson (1979-84; 89-95; 98)	156
CF	Dwayne Murphy (1978-87)	152
RF	Reggie Jackson (1968-75; 87)	225
DH	Dave Kingman (1984-86)	98

#### Oakland – Season

P	John Odom (1969)	5
C	Terry Steinbach (1996)	34
1B	Mark McGwire (1987)	48
2B	Mark Ellis (2007)	19
3B	Eric Chavez (2001)	32
SS	Miguel Tejada (2002)	34
LF	Ben Grieve (1999)	28
CF	Dwayne Murphy (1984)	33
RF	Reggie Jackson (1969)	45
DH	Frank Thomas (2006)	39

### GRAND SLAM LEADERS

#### Franchise – Career

1.	Jimmie Foxx (1925-35)	9
	Sam Chapman (1938-41, 45-51)	9
	Gus Zernial (1951-57)	9
	Mark McGwire (1986-97)	9
5.	Bob Johnson (1933-42)	8
	Terry Steinbach (1986-96)	8
	Jason Giambi (1995-01)	8
8.	Sal Bando (1966-76)	7
	Matt Stairs (1996-00)	7
	Miguel Tejada (1997-03)	7

#### Franchise – Season

1.	Jason Giambi (2000)	4
2.	Jimmie Foxx (1932)	3
	Jimmie Foxx (1934)	3
	Bob Johnson (1938)	3
	Gus Zernial (1952)	3
	Gene Tenace (1974)	3
	Dave Kingman (1984)	3
	Ben Grieve (2000)	3
	Miguel Tejada (2001)	3

#### Oakland – Career

1.	Mark McGwire (1986-97)	9
2.	Terry Steinbach (1986-96)	8
	Jason Giambi (1995-01; 09)	8
4.	Sal Bando (1968-76)	7
	Matt Stairs (1996-00)	7
	Miguel Tejada (1997-03)	7
7.	Gene Tenace (1969-76)	6
8.	Joe Rudi (1968-76; 82)	5
	Dave Kingman (1984-86)	5
	Eric Chavez (1998-10)	5

#### Oakland – Season

1.	Jason Giambi (2000)	4
2.	Gene Tenace (1974)	3
	Dave Kingman (1984)	3
	Ben Grieve (2000)	3
	Miguel Tejada (2001)	3
6.	24 times	2

### OAKLAND A'S MILESTONE HITS

1	John Donaldson, April 10, 1968 at Baltimore
10000	Phil Garner, June 27, 1975 at California
20000	Dwayne Murphy, June 1, 1983 at Milwaukee
30000	Mike Gallego, May 30, 1990 vs. Toronto
40000	Matt Stairs, August 15, 1997 at Chicago
50000	Damian Miller, July 26, 2004 vs. Seattle
60000	Hideki Matsui, August 1, 2011 at Seattle

### MOST 100-WIN SEASONS BY CURRENT MLB FRANCHISES

New York-AL	19
Athletics	10
Cardinals	8
Braves	8
Giants	7
Dodgers	6

## PINCH HIT HOME RUN LEADERS

### Franchise – Career

1.	Gus Zernial (1951-57) . . . . .	5
	Jeff Burroughs (1982-84) . . . . .	5
	Mark McGwire (1986-97) . . . . .	5
	Terry Steinbach (1986-96) . . . . .	5
	Mike Aldrete (1993-95) . . . . .	5
6.	Four times . . . . .	4

### Franchise – Season

1.	Jeff Burroughs (1982) . . . . .	4
2.	Allie Clark (1952) . . . . .	3
	Kite Thomas (1952) . . . . .	3
	Bob Cerv (1957) . . . . .	3
	Frank Fernandez (1970) . . . . .	3
	Rich McKinney (1977) . . . . .	3
	Jeff Newman (1978) . . . . .	3

### Oakland – Career

1.	Jeff Burroughs (1982-84) . . . . .	5
	Mark McGwire (1986-87) . . . . .	5
	Terry Steinbach (1986-96) . . . . .	5
	Mike Aldrete (1993-95) . . . . .	5
5.	Matt Stairs (1996-00) . . . . .	4
	Olmedo Saenz (1999-02) . . . . .	4

### Oakland – Season

1.	Jeff Burroughs (1982) . . . . .	4
2.	Frank Fernandez (1970) . . . . .	3
	Rich McKinney (1977) . . . . .	3
	Jeff Newman (1978) . . . . .	3
5.	Nine times . . . . .	2

## INSIDE-THE-PARK HOME RUN LEADERS

### Franchise – Career

1.	Danny Murphy (1902-13) . . . . .	18
2.	Harry Davis (1901-11; 13-17) . . . . .	9
	Stuffy McInnis (1909-17) . . . . .	9
4.	Jimmie Foxx (1925-35) . . . . .	8
5.	Eddie Collins (1906-14; 27-30) . . . . .	7

### Franchise – Season

1.	Danny Murphy (1904) . . . . .	4
2.	10 times; last Jimmie Foxx (1931) . . . . .	3

### Oakland – Career

1.	Reggie Jackson (1968-75; 87) . . . . .	4
2.	18 times . . . . .	1

### Oakland – Season

1.	Reggie Jackson (1968) . . . . .	2
2.	20 times; last Nick Swisher (2006) . . . . .	1

## LEAD OFF HOME RUN LEADERS

### Franchise – Career

1.	Rickey Henderson (1979-84; 89-95; 98) . . . . .	43
2.	Eddie Joost (1947-54) . . . . .	19
3.	Bert Campaneris (1964-76) . . . . .	13
4.	Max Bishop (1924-33) . . . . .	9
5.	Wally Moses (1935-41; 49-51) . . . . .	7

### Franchise – Season

1.	Rickey Henderson (1993) . . . . .	7
2.	Eddie Joost (1948) . . . . .	6
	Bert Campaneris (1970) . . . . .	6
4.	Rickey Henderson (1990) . . . . .	5
	Rickey Henderson (1991) . . . . .	5
	Rickey Henderson (1992) . . . . .	5

### Oakland – Career

1.	Rickey Henderson (1979-84; 89-95; 98) . . . . .	43
2.	Bert Campaneris (1968-76) . . . . .	10
3.	Mark Kotsay (2004-07) . . . . .	5
4.	Eric Byrnes (2000-04) . . . . .	4
	Tony Phillips (1982-89; 99) . . . . .	4

### Oakland – Season

1.	Rickey Henderson (1993) . . . . .	7
2.	Bert Campaneris (1970) . . . . .	6
3.	Rickey Henderson (1990) . . . . .	5
	Rickey Henderson (1991) . . . . .	5
	Rickey Henderson (1992) . . . . .	5

## GAME ENDING HOME RUN LEADERS

### Franchise – Career

1.	Reggie Jackson (1967-75; 87) . . . . .	5
	Rickey Henderson (1979-84; 89-95; 98) . . . . .	5
	Matt Stairs (1996-00) . . . . .	5
4.	Jimmie Foxx (1925-35) . . . . .	4
	Dwayne Murphy (1978-87) . . . . .	4
	Al Simmons (1924-32; 40-41; 44) . . . . .	4

### Franchise – Season

1.	Reggie Jackson (1971) . . . . .	3
	Dave Kingman (1986) . . . . .	3
	Matt Stairs (1999) . . . . .	3
4.	seven times . . . . .	2

### Oakland – Career

1.	Reggie Jackson (1968-75; 87) . . . . .	5
	Rickey Henderson (1979-84; 89-95; 98) . . . . .	5
	Matt Stairs (1996-00) . . . . .	5
4.	Dwayne Murphy (1978-87) . . . . .	4
5.	eight times . . . . .	3

### Oakland – Season

1.	Reggie Jackson (1971) . . . . .	3
	Dave Kingman (1986) . . . . .	3
	Matt Stairs (1999) . . . . .	3
4.	six times . . . . .	2

## Athletics Home Run History, continued

### ATHLETICS GAMES OF FIVE OR MORE HOME RUNS

No.	Opponent	H/A	Date	Hitters
8	California	A	June 27, 1996	Berroa, Brosius 2, Giambi, Herrera, McGwire, Steinbach, Young
7	Detroit	H	June 3, 1921	Dugan, Dykes 2, Perkins, Walker, Welch 2
7	Cleveland (2)	A	July 6, 1990	Canseco, R. Henderson 2, Lansford, McGwire 2, Quirk
6	Cleveland	H	July 18, 1980	Armas 2, Essian, Murphy, Page 2
6	Minnesota	H	Aug. 3, 1991	Baines, Canseco, D. Henderson 3, McGwire
6	Boston	H	Aug. 21, 1997	Bellhorn, Canseco, Giambi, McDonald, Spiezio, Young
6	Toronto	H	Aug. 18, 1998	Christenson, Giambi, Spiezio 2, Stairs 2
6	Cleveland	H	Aug. 24, 1999	Hinch, Jaha 2, Spiezio, Velarde 2
6	Tampa Bay	H	Sept. 9, 2000	Ja. Giambi 2, Grieve, Hernandez, Long, Tejada
6	Anaheim	H	Sept. 11, 2003	Byrnes, Chavez 2, Ellis, Hernandez, McMillon
6	Kansas City	A	May 10, 2007	Chavez, Cust 2, Johnson 2, Putnam
6	Arizona	A	June 17, 2008	Ellis 2, Chavez, Crosby, Davis, Suzuki
5*	Minnesota	A	Sept. 11, 2009	Barton, Cust, Ellis, Pennington, Suzuki

\* 36 times total; game listed is most recent

### OPPONENT GAMES OF FIVE OR MORE HOME RUNS

No.	Opponent	H/A	Date	Hitters
7	Seattle	A	Apr. 11, 1985	Cowens, Bradley, Presley, Thomas 3, Henderson
6	Detroit	H	Aug. 17, 1969	Northrup, Wert, Tresh, Kaline 2, Stanley
6	Seattle	A	Aug. 2, 1983	Owen, D. Henderson 2, S. Henderson 2, Ramos
6	California	A	Apr. 23, 1985	Jackson 2, Narron, Schofield, Grich, DeCinces
6	Minnesota	H	Aug. 15, 1993	Brito 2, Puckett 2, Harper, Reboulet
6	Boston	A	Apr. 19, 1994	Vaughn 2, Cooper, Naehring 2, Greenwell
5*	New York	A	Aug. 25, 2011	Martin 2, Cano, Jones, Granderson

\*23 times total; game listed most recent

### MOST HOME RUNS, INNING – ATHLETICS

No.	Opponent	H/A	Date	Hitters
4	Boston	H	Aug. 21, 1997	Giambi, Young, McDonald, Canseco (3)
4	Tampa Bay	H	Sept. 1, 1999	Tejada, Chavez, Giambi, Jaha (4)
4	Chicago	H	Apr. 27, 2002	Hatteberg, Long, Pena, Menechino (3)

### MOST HOME RUNS, INNING – OPPONENTS

No.	Opponent	H/A	Date	Hitters
5	Minnesota	A	June 9, 1966	Rollins, Versalles, Oliva, Mincher, Killebrew (7)
4	Boston	H	Sept. 24, 1940	Williams, Foxx, Cronin, Tabor (6)
4	Boston	H	Aug. 26, 1957	Zauchin, Lepcio, Malzone, Piersall (7)
4	Minnesota	H	May 2, 1964	Oliva, Allison, Hall, Killebrew (11)
4	Minnesota	A	May 16, 1983	Mitchell, Gaetti, Hatcher, Engle (9)
4	Seattle	A	Sept. 21, 1996	Rodriguez, Griffey, Martinez, Sorrento (3)

### CONSECUTIVE HOME RUNS - ATHLETICS

No.	Opponent	H/A	Date	Hitters
3	Washington	H	May 2, 1922	Walker, Perkins, Miller
3	Cleveland	H	June 18, 1930	Simmons, Foxx, Miller
3	St. Louis	A	July 17, 1934	Johnson, Foxx, Higgins
3	New York	H	Aug. 19, 1962	Cimoli, Causey, Bryan
3	Minnesota (G1)	H	June 22, 1969	Kubiak, Jackson, Bando
3	Kansas City	H	June 19, 1979	Gross, Revering, Heath
3	Cleveland	A	June 3, 1980	Revering, Page, Armas
3	Cleveland	A	May 16, 1990	Canseco, McGwire, Hassey
3	Cleveland	A	July 6, 1990	R. Henderson, Lansford, Canseco
3	Kansas City	A	June 16, 2000	Chavez, Tejada, Hernandez
3	Kansas City	H	June 23, 2000	Velarde, Ja. Giambi, Grieve
3	Texas	H	April 15, 2006	Chavez, Thomas, Bradley

## CONSECUTIVE HOME RUNS - OPPONENTS

No.	Opponent	H/A	Date	Hitters
4	Minnesota	H	May 2, 1964	Oliva, Allison, Hall, Killebrew
3	New York	H	Sept. 10, 1925	Meusel, Ruth, Gehrig
3	Cleveland	H	June 25, 1939	Chapman, Trosky, Heath
3	Boston	H	Sept. 24, 1940	Williams, Foxx, Cronin
3	Boston	A	Apr., 19, 1948	Spence, Stephens, Doerr
3	Los Angeles	H	Aug. 28, 1962	Thomas, Wagner, Rogers
3	Baltimore	A	Sept. 10, 1965	Robinson, Blefary, Adair
3	Minnesota	H	June 9, 1966	Oliva, Mincher, Killebrew
3	New York	A	Aug. 10, 1969	Murcer, Munson, Michael
3	Cleveland	A	Aug. 22, 1970	Sims, Nettles, Leon
3	Baltimore	A	May 8, 1979	Murray, May, Roenicke
3	Milwaukee	H	June 5, 1982	Young, Cooper, Oglivie
3	Seattle	A	Aug. 2, 1983	S. Henderson, D. Henderson, Ramos
3	Toronto	A	Apr. 26, 1984	Upshaw, Bell, Barfield
3	Kansas City	A	Aug. 28, 1986	Brett, White, Quirk
3	Seattle	A	Sept. 21, 1996	Rodriguez, Griffey, Martinez
3	Los Angeles	H	Sept. 18, 2008	Morales, Napoli, Wood

## MOST HOME RUNS — ATHLETICS

HR	Player	Date
3	Joe Hauser at Cleveland.....	Aug. 2, 1924
3	Mickey Cochrane at St. Louis.....	May 21, 1925
3	Jimmie Foxx at Cleveland.....	July 10, 1932
3	Al Simmons vs. Detroit.....	July 15, 1932
3	Jimmie Foxx vs. New York.....	June 8, 1933
3	Ed Coleman vs. Chicago.....	Aug. 17, 1934
3	Pinky Higgins vs. Boston.....	June 27, 1935
3	Sam Chapman vs. Boston.....	Aug. 15, 1946
3	Hector Lopez vs. Washington.....	June 26, 1958
3	Preston Ward vs. Baltimore.....	Sept. 9, 1958
3	Bob Cerv vs. Boston.....	Aug. 20, 1959
3	Manny Jimenez at Baltimore.....	July 4, 1964
3	Reggie Jackson vs. Seattle.....	July 2, 1969

HR	Player	Date
3	Dave Kingman at Seattle.....	April 16, 1984
3	Mark McGwire at Cleveland.....	June 27, 1987
3	Jose Canseco at Toronto.....	July 3, 1988
3	Harold Baines vs. Baltimore.....	May 7, 1991
3	Dave Henderson vs. Minnesota.....	Aug. 3, 1991
3	Mark McGwire at Boston.....	June 11, 1995
3	Ernie Young vs. Minnesota.....	May 10, 1996
3	Geronimo Berroa at New York.....	May 22, 1996
3	Geronimo Berroa vs. Minnesota.....	Aug. 12, 1996
3	Miguel Tejada vs. Los Angeles.....	June 11, 1999
3	Miguel Tejada at Texas.....	June 30, 2001
3	Erubiel Durazo at Baltimore.....	Aug. 18, 2004

## MOST HOME RUNS — OPPONENTS

HR	Player	Date
4	Lou Gehrig, NYY.....	June 3, 1932
4	Pat Seerey, CWS.....	July 18, 1948 (G#1)
3	Babe Ruth, NYY.....	May 21, 1930 (G#1)
3	Lou Gehrig, NYY.....	May 22, 1930 (G#2)
3	Goose Goslin, STL.....	Aug. 19, 1930
3	Tony Lazzeri, NYY.....	May 24, 1936
3	Merv Connors, CWS.....	Sept. 17, 1938 (G#2)
3	Jim Tabor, BOS.....	July 4, 1939 (G#2)
3	Al Rosen, CLE.....	April 29, 1952
3	Al Kaline, DET.....	April 17, 1955
3	Lee Thomas, LAA.....	Sept. 5, 1961 (G#2)

HR	Player	Date
3	Jim King, WASH.....	June 8, 1964
3	Jim Rice, BOS.....	Aug. 29, 1977
3	Larry Herndon, DET.....	May 18, 1982
3	Gorman Thomas, SEA.....	April 11, 1985
3	Danny Tartabull, KC.....	July 6, 1991
3	Jack Clark, BOS.....	July 31, 1991
3	Manny Ramirez, CLE.....	Aug. 25, 1999
3	Juan Gonzalez, TEX.....	Sept. 24, 1999
3	John Buck, TOR.....	April 29, 2010
3	Miguel Cabrera, DET.....	May 28, 2010

## HOME RUN IN FIRST GAME WITH THE OAKLAND A'S

Player	Opponent (Date)
*Joe Keough.....	at New York (Aug. 7, 1968) (G1)
Don Mincher.....	at Kansas City (April 7, 1970)
*Don Baylor.....	at California (April 9, 1976)
Earl Williams.....	Minnesota (April 9, 1977)
Mike Heath.....	Kansas City (June 19, 1979)
*Terry Steinbach.....	at Cleveland (Sept. 12, 1986)
*Dave Henderson.....	Seattle (April 4, 1988)
Scott Brosius.....	Seattle (Aug. 7, 1991)
*Tilson Brito.....	Milwaukee (Aug. 10, 1997) (G2)
*Ed Sprague, Jr.....	Cleveland (Aug. 2, 1998)

Player	Opponent (Date)
Tom Wilson.....	Chicago-AL (May 19, 2001)
David Justice.....	Texas (April 1, 2002)
*Erubiel Durazo.....	Seattle (April 1, 2003)
*Jay Payton.....	Texas (July 15, 2005)
*Frank Thomas.....	New York (April 3, 2006)
Jack Cust.....	at Tampa Bay (May 6, 2007)
*Adam Rosales.....	at Los Angeles-AL (April 11, 2010)
*Josh Willingham.....	Seattle (April 1, 2011)

\*indicates players who homered in their first at bat.

## Athletics Home Run History, continued

### COLISEUM HOME RUNS

Since its opening in 1968 a total of 6,181 Major League home runs have been hit in the Coliseum during the regular season, an average of 140.5 per year.

#### COLISEUM CAREER HOME RUN LEADERS

Player	No.
Mark McGwire	166
Reggie Jackson	146*
Jose Canseco	122*
Eric Chavez	115
Jason Giambi	115*
Sal Bando	90
Miguel Tejada	83
Rickey Henderson	82*
Dwayne Murphy	67
Matt Stairs	67*

\* Home Runs hit while non-Athletic (included in individual total): Canseco (8), Giambi (6), Henderson (3), Jackson (13), Stairs (3)

#### NON-A'S COLISEUM CAREER HOME RUN LEADERS

Player	No.
Alex Rodriguez	21
Rafael Palmeiro	20
Jay Buhner	18
Carlton Fisk	18
Brian Downing	17
Juan Gonzalez	17
Mark Teixeira	17
Vladimir Guerrero	16
Cal Ripken	16
Danny Tartabull	16*
Frank Thomas	16*
Greg Vaughn	16

\* Does not include home runs hit while a member of the Athletics: Tartabull (1), Thomas (27).

## OAKLAND ATHLETICS STREAKS

### CONSECUTIVE WINS

#### Overall

20	August 13-September 4, 2002
14	April 23-May 9, 1988
11	April 9-19, 1981
11	August 2-12, 2001
10	September 8-18, 1992
10	August 23-September 2, 2002
10	June 8-18, 2006
9	August 11-20, 1973
9	August 7-15, 1976
9	June 13-23, 2000
9	September 2-18, 2001
9	October 2, 2001-April 3, 2002

#### Home

20*	August 25, 2001-April 3, 2002
12	August 13-September 14, 2002
10	April 11-May 3, 1991
10	August 11-September 1, 2006
9	August 19-September 19, 1970
9	August 7-15, 1976
9	Sept. 26, 1977-April 14, 1978
9	September 6-29, 1992
9	May 2-28, 1999
9	June 18-July 1, 2005

\*streak includes final 17 games of 2001 and first three games of 2002

#### Road

12	July 31-August 15, 1971
11	April 9-26, 1981
10	August 19-28, 2002
9	April 23-May 3, 1988
9	Sept. 24, 1989-April 26, 1990
8	May 31-June 20, 1971
8	June 3-10, 1972
8	April 13-26, 1990
8	August 16-31, 2001
8	June 16-24, 2002
8	July 19-August 2, 2005

### CONSECUTIVE LOSSES

#### Overall

14	July 29-August 12, 1977
12	April 19-30, 1994
12*	Sept. 22, 1995-April 4, 1996
11	June 8-18, 1978
10	July 28-August 7, 2008
10	May 30-June 9, 2011
9	August 20-29, 1978
9	August 18-27, 1984
9	June 4-13, 1986
9	August 21-28, 1993
9	July 21-29, 1998
9	July 6-17, 2007

\*streak includes final nine games of 1995 and first three games of 1996

#### Home

12	July 29-August 21, 1977
11	Sept. 19, 1978-April 15, 1979
9	June 4-20, 1982
8	June 23-July 9, 1979
8	May 3-22, 1994
8	April 8-May 1, 2001
7	August 20-September 6, 1978
7	June 2-9, 1979
7	September 11-27, 1987
7	August 30-September 17, 1993

#### Road

15	May 24-June 23, 1986
13	May 31-June 30, 1979
12*	September 5, 1995-April 9, 1996
11	May 21-June 9, 2005
10	May 14-30, 1981
10	April 19-May 6, 1994
9	May 2-23, 1976
9	July 23-August 12, 1977
9	August 11-29, 1978
9	May 10-26, 1979
9	July 30, 1994-April 28, 1995
9	June 29-July 26, 1995

\*streak includes final 11 games of 1995 and first game of 1996

# ATHLETICS LOW-HIT GAMES

## ATHLETICS NO-HITTERS (11 NINE INNINGS; 3 LESS THAN 9)

Date	Pitchers	Opponent	Score
July 22, 1905	Weldon Henley	at St. Louis (1st game)	6-0
Aug. 15, 1905	Rube Waddell	vs. St. Louis*	2-0
Aug. 29, 1906	Jimmy Dygert & Rube Waddell	vs. Chicago*	4-3
Oct. 5, 1907	Rube Vickers	at Washington (2nd game, Perfect Game)*	4-0
May 12, 1910	Chief Bender	vs. Cleveland	4-0
Aug. 26, 1916	Joe Bush	vs. Cleveland	5-0
Sept. 9, 1945	Dick Fowler	vs. St. Louis (2nd game)	1-0
Sept. 3, 1947	Bill McCahan	vs. Washington	3-0
May 8, 1968	Jim Hunter	vs. Minnesota (Perfect Game)	4-0
Sept. 21, 1970	Vida Blue	vs. Minnesota	6-0
Sept. 28, 1975	Vida Blue, Glenn Abbott, Paul Lindblad, Rollie Fingers	vs. California	5-0
Sept. 29, 1983	Mike Warren	vs. Chicago	3-0
June 29, 1990	Dave Stewart	at Toronto	5-0
May 9, 2010	Dallas Braden	vs. Tampa Bay (Perfect Game)	4-0

\*5 innings

## NO-HITTERS AGAINST ATHLETICS (14)

Date	Pitchers	Opponent	Score
May 5, 1904	Cy Young	at Boston (Perfect Game)	0-3
Sept. 20, 1908	Frank Smith	at Chicago	0-1
Sept. 4, 1923	Sam Jones	vs. New York	0-2
Sept. 7, 1923	Howard Ehmke	vs. Boston	0-4
July 10, 1947	Don Black	at Cleveland (1st game)	0-3
May 6, 1953	Bobo Holloman	at St. Louis	0-6
Aug. 26, 1962	Jack Kralick	at Minnesota	0-1
Aug. 13, 1969	Jim Palmer	at Baltimore	0-8
July 3, 1970	Clyde Wright	at California	0-4
July 30, 1973	Jim Bibby	vs. Texas	0-6
July 19, 1974	Dick Bosman	at Cleveland	0-4
July 28, 1976	John Odom & Francisco Barrios	vs. Chicago	1-2
June 11, 1990	Nolan Ryan	vs. Texas	0-5
July 13, 1991	Bob Milacki, Mike Flanagan, Mark Williamson & Gregg Olson	vs. Baltimore	0-2

## OAKLAND ATHLETICS ONE-HITTERS (31)

Date	Pitchers	Broken Up By	Inn.	Opponent	H/A	Score
June 7, 1968	John Odom	Dave Johnson	9 (2 outs)	Baltimore	A	6-1
Aug. 10, 1968	John Odom, Diego Segui, Jack Aker	Frank Howard	1	Washington	A	4-1
May 24, 1970	Chuck Dobson	Gail Hopkins	1	Chicago	A	5-1
Sept. 11, 1970	Vida Blue	Pat Kelly	8	Kansas City	A	3-0
July 16, 1971	Vida Blue	Tony Taylor	4	Detroit	H	4-0
May 31, 1973	Ken Holtzman, Rollie Fingers	Matty Alou	7	New York	A	6-0
June 8, 1975	Ken Holtzman	Tom Verzyer	9 (2 outs)	Detroit	H	4-0
June 10, 1975	Jim Perry	Al Bumby	6	Baltimore	H	4-0
Aug. 28, 1976	Vida Blue	Mickey Stanley	9 (1 out)	Detroit	H	5-2
May 9, 1979	Mike Norris	Gary Roenicke	7	Baltimore	A	4-2
July 5, 1979	Rick Langford	Brian Downing	5	California	A	3-0
June 23, 1984	Tim Conroy, Bill Caudill	Alan Bannister	5	Texas	H	5-1
Oct. 5, 1986	Curt Young	Kevin Seitzer	7	Kansas City	H	6-0
June 9, 1987	Curt Young	Kenny Williams	8	Chicago	H	8-3
Aug. 4, 1988	Dave Stewart	Jay Buhner	3	Seattle	H	2-0
May 26, 1989	Todd Burns, Rick Honeycutt, Eric Plunk	Rickey Henderson	4	New York	A	4-0
Apr. 14, 1992	Ron Darling, Rick Honeycutt	Keith Miller	8	Kansas City	A	1-3
June 23, 1994	Bobby Witt	Greg Gagne	6	Kansas City	H	4-0
May 27, 1995	Steve Ontiveros	Luis Polonia	6	New York	H	3-0
Aug. 28, 2000	Tim Hudson	Frank Thomas	4	Chicago	H	3-0
July 6, 2001	Mark Mulder	Danny Bautista	8	Arizona	A	3-0
July 19, 2002	Cory Lidle	Juan Gonzalez	8	Texas	H	10-0

## Athletics Low-Hit Games, continued

Date	Pitchers	Broken Up By	Inn.	Opponent	H/A	Score
August 4, 2002	Cory Lidle, Ricardo Rincon, Chad Bradford, Billy Koch	Wendell Magee	6	Detroit	H	4-0
August 21, 2002	Cory Lidle	Ellis Burks	1	Cleveland	A	6-0
June 26, 2005	Rich Harden, Ron Flores, Kiko Calero	Deivi Cruz	5	San Francisco	H	16-0
April 8, 2006	Barry Zito, Kiko Calero, Joe Kennedy, Huston Street	Richie Sexson	2	Seattle	A	3-0
June 30, 2007	Chad Gaudin, Rich Harden	Johnny Damon	6	New York (AL)	A	7-0
May 24, 2008	Justin Duchscherrer, Huston Street	David Ortiz	7	Boston	H	3-0
Sept. 16, 2009	Trevor Cahill, Michael Wuertz, Andrew Bailey	Marlon Byrd	2	Texas	A	4-0
Sept. 23, 2010	Dallas Braden, Brad Ziegler	Nelson Cruz	1	Texas	H	5-0
June 28, 2011	Gio Gonzalez, Andrew Bailey	Emilio Bonifacio	1	Florida	H	1-0

## MOST RECENT ONE-HITTERS AGAINST ATHLETICS (25 TOTAL)

Date	Pitchers	Opponent	H/A	Score
Aug. 21, 2011	Luis Perez, Casey Janssen	Toronto	H	0-1
Sept. 2, 2010	CC Sabathia, Jonathan Albaladejo	New York	A	0-5
Aug. 16, 2010	Shaun Marcum	Toronto	H	1-3
June 7, 2007	Curt Schilling	Boston	H	0-1
July 7, 2006	John Lackey	Los Angeles	H	0-3
June 20, 2006	Jason Jennings, Tom Martin, Brian Fuentes	Colorado	A	0-6
May 21, 2006	Matt Cain	San Francisco	H	0-6
May 2, 1998	Roger Clemens, Paul Quantrill	Toronto	H	0-7
Sept. 2, 1996	David Cone, Mariano Rivera	New York	H	0-5
June 15, 1995	Mark Gubicza	Kansas City	H	0-7
June 21, 1994	Kevin Appier, Mike Magnante, Stan Belinda, Rusty Meacham	Kansas City	H	0-2
Aug. 23, 1993	Mike Moore	Detroit	A	0-9
May 16, 1993	Randy Johnson	Seattle	H	0-7
Aug. 14, 1991	Randy Johnson	Seattle	A	0-4
April 20, 1990	Brian Holman	Seattle	H	1-6

## OAKLAND ATHLETICS STEALS OF HOME

<b>1968</b>	Sal Bando vs. Detroit, May 26	<b>1984</b>	Carney Lansford vs. Kansas City, June 18
	Danny Cater vs. Chicago, September 24	<b>1985</b>	Rob Picciolo at Boston, May 11
	Danny Cater vs. Minnesota, September 28		Mike Davis at Chicago, June 20
<b>1969</b>	Danny Cater vs. Seattle, May 4		Donnie Hill vs. Cleveland, June 21
<b>1974</b>	Angel Mangual vs. Detroit, May 27		Mike Gallego at Chicago, September 21
<b>1976</b>	Claudell Washington vs. Minnesota, September 15	<b>1986</b>	Alfredo Griffin at Seattle, April 18
<b>1978</b>	Taylor Duncan vs. Kansas City, July 2 (Game 1)		Carney Lansford at Milwaukee, May 1
<b>1979</b>	Wayne Gross at Seattle, April 11		Dwayne Murphy at Milwaukee, July 6
<b>1980</b>	Rickey Henderson vs. California, April 20	<b>1987</b>	Reggie Jackson at Seattle, April 18
	Wayne Gross vs. Detroit, May 3	<b>1989</b>	Mike Gallego vs. California, April 22
	Dwayne Murphy vs. Detroit, May 3	<b>1991</b>	Jose Canseco at Minnesota, April 23
	Dwayne Murphy vs. Kansas City, May 28		Mike Gallego at Seattle, August 15
	Wayne Gross vs. Kansas City, May 28		Scott Brosius at Kansas City, October 2
	Jeff Cox at Chicago, July 4	<b>1992</b>	Mike Bordick vs. Kansas City, April 6
	Rickey Henderson vs. Cleveland, July 19		Carney Lansford vs. Detroit, July 19
<b>1981</b>	Dave McKay vs. Toronto, September 30	<b>1997</b>	Jose Canseco at Texas, May 22
<b>1982</b>	Davey Lopes at Seattle, April 17	<b>1998</b>	Miguel Tejada vs. Tampa Bay, September 6
	Dave McKay vs. Cleveland, May 8	<b>2000</b>	Jason Giambi at Los Angeles (NL), June 11
	Rickey Henderson at Chicago, June 8		Eric Chavez at Toronto, September 1
	Rickey Henderson at California, July 26	<b>2006</b>	Jay Payton at Baltimore, July 17
	Jeff Burroughs vs. Boston, August 20	<b>2008</b>	Bobby Crosby at Texas, May 11
<b>1983</b>	Bill Almon vs. Milwaukee, May 24		Carlos Gonzalez vs. Florida, June 22
	Mike Heath at Chicago, September 7		
	Mike Davis vs. Toronto, September 25		



# CAREER GAMES PLAYED LEADERS

## FRANCHISE LEADERS

### Catcher

Mickey Cochrane . . .	1148
Cy Perkins . . . . .	1095
Terry Steinbach . . .	1050
Frankie Hayes . . . .	959
Ossee Schreckengost	597
<b>Kurt Suzuki . . . . .</b>	<b>594</b>
Ramon Hernandez . .	591
Mike Heath . . . . .	537
Mike Powers . . . . .	518
Joe Astroth . . . . .	511

### First Base

Harry Davis . . . . .	1390
Mark McGwire . . . .	1251
Jimmie Foxx . . . . .	1020
Stuffy McInnis . . . .	956
Dick Siebert . . . . .	940
Ferris Fain . . . . .	830
Jason Giambi . . . . .	728
Joe Hauser . . . . .	539
Norm Siebern . . . . .	471
<b>Daric Barton . . . . .</b>	<b>425</b>

### Second Base

Dick Green . . . . .	1158
Max Bishop . . . . .	1139
Mark Ellis . . . . .	1021
Eddie Collins . . . . .	996
Danny Murphy . . . .	810
Pete Suder . . . . .	805
Jimmy Dykes . . . . .	676
Jerry Lumpe . . . . .	653
Tony Phillips . . . . .	529
Mike Gallego . . . . .	452

### Third Base

Sal Bando . . . . .	1446
Eric Chavez . . . . .	1233
Carney Lansford . . .	1096
Frank Baker . . . . .	896
Jimmy Dykes . . . . .	791
Wayne Gross . . . . .	719
Ed Charles . . . . .	695
Lave Cross . . . . .	675
Sammy Hale . . . . .	641
Hank Majeski . . . . .	583

### Shortstop

Bert Campaneris . . .	1702
Chick Galloway . . .	971
Miguel Tejada . . . .	935
Eddie Joost . . . . .	907
Joe DeMaestri . . . .	890
Jack Barry . . . . .	877
Mike Bordick . . . . .	715
Monte Cross . . . . .	711
Bobby Crosby . . . . .	582
Eric McNair . . . . .	528

### Outfield

Rickey Henderson . .	1592
Bob Johnson . . . . .	1399
Al Simmons . . . . .	1256
Bing Miller . . . . .	1230
Sam Chapman . . . . .	1230
Reggie Jackson . . . .	1196
Dwayne Murphy . . . .	1177
Elmer Valo . . . . .	1168
Topsy Hartsel . . . . .	1110
Rube Oldring . . . . .	1061

### Designated Hitter

Dave Kingman . . . . .	428
Mitchell Page . . . . .	355
Jack Cust . . . . .	303
Erubiel Durazo . . . .	292
Harold Baines . . . . .	271
Billy Williams . . . . .	251
Geronimo Berroa . . .	234
Dave Parker . . . . .	201
Jose Canseco . . . . .	196
Frank Thomas . . . . .	188

### Pitcher

Dennis Eckersley . . .	525
Eddie Plank . . . . .	524
Rollie Fingers . . . . .	502
Eddie Rommel . . . . .	500
Paul Lindblad . . . . .	479
Rube Walberg . . . . .	412
Lefty Grove . . . . .	402
Rick Honeycutt . . . .	387
Chief Bender . . . . .	385
Jim Hunter . . . . .	363

## OAKLAND LEADERS

### Catcher

Terry Steinbach . . . .	1050
<b>Kurt Suzuki . . . . .</b>	<b>594</b>
Ramon Hernandez . . .	591
Mike Heath . . . . .	537
Gene Tenace . . . . .	446
Jeff Newman . . . . .	438
Dave Duncan . . . . .	423
Jason Kendall . . . . .	368
Jim Essian . . . . .	316
Ray Fosse . . . . .	291

### First Base

Mark McGwire . . . . .	1251
Jason Giambi . . . . .	728
<b>Daric Barton . . . . .</b>	<b>425</b>
Scott Hatteberg . . . .	420
Bruce Bochte . . . . .	387
Gene Tenace . . . . .	385
Dave Revering . . . . .	337
Dan Johnson . . . . .	283
Danny Cater . . . . .	253
Mike Epstein . . . . .	233

### Second Base

Mark Ellis . . . . .	1021
Dick Green . . . . .	721
Tony Phillips . . . . .	529
Mike Gallego . . . . .	452
Brent Gates . . . . .	397
Phil Garner . . . . .	322
Scott Spiezo . . . . .	300
Mike Edwards . . . . .	269
Ted Kubiak . . . . .	266
Davey Lopes . . . . .	265

### Third Base

Sal Bando . . . . .	1395
Eric Chavez . . . . .	1233
Carney Lansford . . . .	1096
Wayne Gross . . . . .	719
Scott Brosius . . . . .	398
Jack Hannahan . . . . .	218
Craig Paquette . . . . .	193
Kevin Kouzmanoff . . .	188
Tony Phillips . . . . .	159
Mickey Klutts . . . . .	131

### Shortstop

Bert Campaneris . . . .	1272
Miguel Tejada . . . . .	935
Mike Bordick . . . . .	715
Bobby Crosby . . . . .	582
Walt Weiss . . . . .	522
Alfredo Griffin . . . . .	461
Rob Picciolo . . . . .	434
<b>Cliff Pennington . . . .</b>	<b>373</b>
Mario Guerrero . . . . .	311
Mike Gallego . . . . .	282

### Outfield

Rickey Henderson . . .	1592
Dwayne Murphy . . . .	1177
Reggie Jackson . . . . .	1162
Jose Canseco . . . . .	851
Joe Rudi . . . . .	846
Mike Davis . . . . .	695
Tony Armas . . . . .	679
Dave Henderson . . . .	636
Bill North . . . . .	627
Terrence Long . . . . .	598

### Designated Hitter

Dave Kingman . . . . .	428
Mitchell Page . . . . .	355
Jack Cust . . . . .	303
Erubiel Durazo . . . . .	292
Harold Baines . . . . .	271
Billy Williams . . . . .	251
Geronimo Berroa . . . .	234
Dave Parker . . . . .	201
Jose Canseco . . . . .	196
Frank Thomas . . . . .	188

### Pitcher

Dennis Eckersley . . . .	525
Rollie Fingers . . . . .	502
Paul Lindblad . . . . .	391
Rick Honeycutt . . . . .	387
Buddy Groom . . . . .	301
Gene Nelson . . . . .	281
Bill Taylor . . . . .	281
Vida Blue . . . . .	273
Jim Hunter . . . . .	266
Mike Mohler . . . . .	262

## OAKLAND A'S CONSECUTIVE GAMES PLAYED

594	Miguel Tejada (June 2, 2000 to September 28, 2003)
456	Terrence Long (July 13, 2000 to June 4, 2003)
347	Alfredo Griffin (April 9, 1985-April 30, 1987)
203	Danny Cater (July 7, 1968-August 24, 1969)
199	Sal Bando (August 27, 1968-April 14, 1970)

198	Tony Armas (July 11, 1980-April 16, 1982)
176	Sal Bando (June 13, 1970-June 27, 1971)
169	Sal Bando (April 6, 1973-April 14, 1974)
169	Gene Tenace (May 25, 1973-May 31, 1974)
168	Rickey Henderson (May 12, 1981-July 16, 1982)

# HOMESTANDS AND ROAD TRIPS

## BEST HOMESTANDS

W-L	Year	Dates	Opponents
7-0	1992	Sept. 10-16	Seattle 4, Minnesota 3
7-0	2001	Sept. 3-10	Baltimore 3, Tampa Bay 3, Texas 1
7-0	2004	Aug. 23-29	Baltimore 4, Tampa Bay 3
6-0	1970	Sept. 1-6	Chicago 3, Kansas City 3
6-0	2001	May 15-20	New York 3, Chicago 3
6-0	2001	Aug. 7-12	Boston 3, New York 3
6-0	2001	Sept. 21-27	Seattle 3, Anaheim 3
6-0	2003	Aug. 26-31	Baltimore 3, Tampa Bay 3
6-0	2006	June 13-18	Seattle 3, Los Angeles (NL) 3
11-1	2004	June 1-13	Chicago 2, Toronto 4, Cincinnati 3, Pittsburgh 3
9-1	1976	Aug. 6-15	California 4, Milwaukee 3, Boston 3

## WORST HOMESTANDS

W-L	Year	Dates	Opponents
1-9	1979	July 6-15	New York 4, Baltimore 3, Boston 3
1-8	1982	June 15-23	Chicago 3, Toronto 3, Kansas City 3
1-8	1993	Aug. 27-Sept. 5	Detroit 3, Toronto 3, Baltimore 3
1-8	2001	April 6-15	Anaheim 3, Seattle 3, Texas 3
1-7	1978	Aug. 15-23	New York 2, Boston 3, Baltimore 3
1-6	1994	April 27-May 4	Boston 2, New York 3, Baltimore 2
2-10	1977	July 26-Aug. 7	California 3, New York 3, Baltimore 2, Boston 4
1-5*	2008	July 25-30	Texas, Kansas City

\*eight times total; homestand listed is most recent

## BEST ROAD TRIPS

W-L	Year	Dates	Opponents
10-0	2002	Aug. 19-28	Cleveland 4, Detroit 3, Kansas City 3
8-0	1981	April 9-16	Minnesota 4, California 4
10-1	1971	April 12-22	Milwaukee 2, Minnesota 2, Chicago 4, California 3
10-1	1988	April 21-May 3	Chicago 4, Toronto 3, Cleveland 2, Detroit 2
8-1	1990	Sept. 3-12	Boston 3, New York 3, Seattle 3
6-1	1969	July 15-20	Seattle 3, California 4
6-1	1998	April 24-30	Baltimore 3, Tampa Bay 2, Cleveland 2
6-1	2001	July 31-Aug. 6	Cleveland 3, Detroit 4
6-1	2005	July 18-24	Los Angeles 3, Texas 4
6-1	2005	August 1-7	Minnesota 4, Kansas City 3
6-1	2006	April 24-May 2	Texas 3, Kansas City 2, Los Angeles 2

## WORST ROAD TRIPS

W-L	Year	Dates	Opponents
0-9	1995	Sept. 22-Oct. 1	Seattle 3, Texas 2, California 4
0-8	1976	May 17-23	Minnesota 2, Kansas City 2, Chicago 4
0-8	1994	April 19-26	Boston 3, New York 3, Baltimore 2
0-7	1979	June 11-17	Detroit 2, Cleveland 2, Toronto 3
0-7	1986	June 5-11	Chicago 4, Cleveland 3
0-7	1998	July 21-27	Baltimore 3, Tampa Bay 4
0-6	1995	July 14-18	Cleveland 4, Milwaukee 2
0-6	1998	April 10-15	New York 3, Boston 3
0-6	1999	May 18-23	Kansas City 3, Minnesota 3
1-9	1981	May 12-21	New York 3, Milwaukee 3, Baltimore 2, Boston 2
1-9	2008	August 1-10	Boston 3, Toronto 4, Detroit 3
1-9	2011	June 3-12	Boston 3, Baltimore 3, Chicago 4

All Homestand and Road Trip records based on a minimum of six games.

# LONGEST GAMES IN OAKLAND HISTORY

Innings	Opponent	Date	Score
21	at Washington	June 4, 1971	W, 5-3
20	California	July 9, 1971	W, 1-0
19	Chicago	Aug. 10-11, 1972	W, 5-3
18	Baltimore	Aug. 24, 1969	W, 9-8
18	Minnesota	Sept. 6, 1969	L, 6-8
18	at Minnesota	August 8, 2004	W, 6-5
17	Milwaukee	May 23, 1983	W, 5-4
17	Los Angeles (NL)	June 17, 2006	W, 5-4

Innings	Opponent	Date	Score
16	California	Apr. 8, 1982	L, 6-8
16	Seattle (1)	Apr. 11, 1982	L, 3-6
16	Minnesota	Apr. 20, 1982	W, 4-3
16	Chicago	June 10, 1983	W, 2-1
16	at Toronto	July 3, 1988	W, 9-8
16	at Cleveland	July 4, 1988	W, 4-2
16	at New York	August 9, 2002	W, 3-2
16	at Cleveland	August 31, 2011	L, 3-4

# GAME TIMES

## LONGEST GAMES IN OAKLAND HISTORY

Time	Opponent	W-L	Date
6:00	at New York (16)	W, 3-2	Aug. 9, 2002
5:31	Chicago (19) *	W, 5-3	Aug. 10, 1972
5:31	California (16)	L, 8-6	Apr. 8, 1982
5:19	at Washington (21)	W, 5-3	June 4, 1971
5:19	Texas (15)	L, 4-16	July 3, 1983
5:18	Seattle (1) (16)	L, 6-3	Apr. 11, 1982

Time	Opponent	W-L	Date
5:17	Minnesota (18)	L, 8-6	Sept. 6, 1969
5:17	Milwaukee (17)	W, 5-4	May 23, 1983
5:17	at Boston (14)	L, 8-9	June 4, 2011
5:11	at Milwaukee (2) (13) L,	7-6	Aug. 24, 1993

\* Suspended game; completed on August 11, 1972.

## LONGEST 9-INNING GAMES IN OAKLAND HISTORY

Time	Opponent	W-L	Date
4:31	at New York	L, 9-22	Aug. 25, 2011
4:15	at Tampa Bay	W, 13-9	May 31, 2002
4:09	Detroit	W, 12-7	Apr. 7, 1993
4:08	at Texas	L, 9-12	Sept. 9, 2007
4:06	at New York	L, 17-13	Apr. 10, 1998
4:01	at Texas	L, 17-16	May 5, 2000

Time	Opponent	W-L	Date
4:00	Minnesota	L, 12-11	May 26, 1993
3:59	at Milwaukee	W, 10-8	May 12, 1987
3:59	at California	L, 9-6	Sept. 29, 1995
3:59	Texas	W, 9-6	Apr. 3, 2002
3:59	Pittsburgh	W, 12-11	June 12, 2004

## QUICKEST 9-INNING GAMES IN OAKLAND HISTORY

Time	Opponent	W-L	Date
1:35	Kansas City	W, 2-1	Sept. 28, 1971
1:37	New York	L, 3-0	May 10, 1975
1:39	Texas	W, 4-1	May 22, 1973
1:39	Boston	W, 3-2	Aug. 8, 1975
1:42	at New York	W, 6-0	May 31, 1973

Time	Opponent	W-L	Date
1:43	Cleveland	W, 3-1	May 3, 1974
1:43	at Texas (1)	W, 1-0	Sept. 15, 1978
1:43	at Minnesota	L, 1-0	Aug. 12, 1979
1:44	Detroit	W, 4-0	June 8, 1975
1:44	Texas	W, 1-0	July 30, 1975

**Note:** The last time the A's played a game in under 1:50 was on July 8, 2008 vs. Seattle in Oakland (1:49).

# OAKLAND A'S AT THE ALL-STAR BREAK

Year	Record	Pos.	GB/GA	Leader
1968	39-43	6	-15.5	Detroit
1969	53-39	2	-4.0	Minnesota
1970	47-40	3	-9.5	Minnesota
1971	56-31	1	+11.5	Oakland
1972	56-35	1	+6.5	Oakland
1973	56-42	1	+2.5	Oakland
1974	55-41	1	+5.0	Oakland
1975	55-32	1	+8.5	Oakland
1976	44-41	3	-8.5	Kansas City
1977	39-51	6	-15.0	Chicago
1978	43-44	4	-3.5	California
1979	25-69	7	-30.5	California
1980	36-45	4	-11.5	Kansas City
1981	37-23*	1	+1.5	Oakland
1982	38-50	6	-12.0	California
1983	37-43	5	-8.0	Texas
1984	43-45	4	-3.0	Chicago
1985	46-41	2	-6.0	California
1986	34-56	7	-15.5	California
1987	46-41	t2	-2.0	Minnesota
1988	54-34	1	+5.5	Oakland
1989	52-36	2	-1.5	California
1990	51-31	1	+1.0	Oakland

Year	Record	Pos.	GB/GA	Leader
1991	44-38	5	-2.5	Texas
1992	51-36	2	-2.0	Minnesota
1993	38-46	6	-6.0	Chicago
1994	39-48	2	-3.0	Texas
1995	36-35	3	-4.0	California/Texas
1996	43-45	t3	-8.5	Texas
1997	37-52	4	-13.0	Seattle
1998	41-45	3	-8.0	Anaheim
1999	43-44	2	-5.0	Texas
2000	48-38	3	-3.0	Seattle
2001	44-43	2	-19.0	Seattle
2002	50-38	3	-5.0	Seattle
2003	54-39	2	-4.0	Seattle
2004	47-39	2	-2.0	Texas
2005	44-43	3	-7.5	Los Angeles
2006	45-43	t1	—	Oakland/Texas
2007	44-44	3	-9	Los Angeles
2008	51-44	2	-6	Los Angeles
2009	37-49	4	-12	Los Angeles
2010	43-46	3	-7.5	Texas
2011	39-53	4	-12	Texas

\* Strike Break

# HIGH SCORING GAMES IN OAKLAND HISTORY

## ATHLETICS

Score	Opponent	Date
23-2	Texas	Sept. 30, 2000
21-7	at Boston	June 14, 1969
21-3	at Kansas City	June 18, 2000
19-3	at Milwaukee	May 15, 1985
19-5	at New York	Aug. 29, 1989
19-5	Texas	Sept. 29, 1991
18-2	at California	June 27, 1996
17-2	at Texas	May 10, 1973
17-3	at Toronto	May 6, 1986
17-3	at Tampa Bay	Sept. 15, 2000
17-4	at Cleveland	Aug. 2, 2001
17-2	at Toronto	Aug. 24, 2003
17-8	Cincinnati	June 9, 2004
17-3	at Kansas City	May 10, 2007

## OPPONENTS

Score	Opponent	Date
22-9	at New York	Aug. 25, 2011
20-11	at Minnesota	Apr. 27, 1980
20-6	Cleveland	May 4, 1991
20-4	at Detroit	Apr. 13, 1993
18-11	at Toronto	July 29, 1995
18-5	Baltimore	Aug. 15, 1996
18-2	New York	Aug. 26, 1997
18-2	San Francisco	June 4, 2000
18-3	at Colorado	July 18, 2000
17-6	at California	July 4, 1979
17-1	at Chicago	Oct. 3, 1987
17-6	at Chicago	Sept. 23, 1992
17-13	at New York	Apr. 10, 1998
17-16	at Texas	May 5, 2000
17-7	at New York	July 22, 2011

# BIGGEST COMEBACKS AND BLOWN LEADS

## BIGGEST COME-FROM-BEHIND VICTORIES IN OAKLAND HISTORY

Deficit	Score	Inn.	Opponent	Date	Final Score
10	2-12	B3	Minnesota	July 20, 2009	14-13
8	0-8	B2	Kansas City	June 18, 1993	10-9
8	0-8	T3	at Toronto	August 21, 2006	12-10
7	1-8	T6	at Chicago	May 22, 1970	9-8
7	0-7	B5	Minnesota	Sept. 28, 1972	8-7
7	0-7	T3	at California	July 30, 1983 (1)	13-8
7	1-8	T6	at Chicago	May 21, 1993	12-11
7	0-7	B3	Boston	May 3, 1999	12-11 (10)
7	1-8	B3	Baltimore	June 19, 2000	13-12 (10)
7	0-7	B5	Detroit	Sept. 2, 2007	8-7 (10)
7	2-9	T5	at Los Angeles (AL)	Sept. 26, 2009	15-10

**Notes:** The all-time Athletics franchise record for biggest come-from-behind victory is also the Major League record, set by the Philadelphia A's on June 15, 1925 against Cleveland...the A's trailed by 12 runs in that game but scored 13 runs in the bottom of the eighth inning to win, 17-15...twice in Oakland history the A's have erased leads of eight or more runs, only to eventually lose the game...in the second game of a doubleheader at Toronto on Sept. 15, 1982, the A's trailed the Blue Jays 11-2 after six innings, but came back to tie the game at 11 before the Blue Jays scored one run in the bottom of the ninth for the 12-11 victory...on April 14, 2001, the A's trailed the Texas Rangers, 8-0 heading into the bottom of the fourth inning and tied the game at eight before the Rangers scored one in the top of the ninth for the 9-8 victory.

## LARGEST LEADS SURRENDERED IN OAKLAND LOSSES

Lead	Score	Inn.	Opponent	Date	Final Score
8	15-7	B7	at Texas	May 5, 2000	16-17
7	7-0	T5	Kansas City	Sept. 6, 1978	8-11 (12)
7	7-0	B6	at Texas	May 25, 2006	7-8
6*	7-1	B4	at New York	August 25, 2011	9-22

\*13 times total; game listed is most recent

**Notes:** The A's blew an 11-0 lead to Kansas City on Sept. 4, 2002, but won the game 12-11 on a pinch hit, game-ending home run by Scott Hatteberg in the bottom of the ninth inning...the win gave the A's their American League-record 20th consecutive victory... three other times in Oakland history the A's have blown seven run leads only to win the game...the last time was on April 24, 1997 vs. Minnesota, when the A's led 8-1 after four innings and fell behind 11-8 before tying the game in the bottom of the ninth...the A's eventually won in 11 innings, 12-11.

# THE LAST TIME IT HAPPENED

## OAKLAND PITCHING – TEAM

**No-Hitter:** vs. Tampa Bay, May 9, 2010 (Braden)

**One-Hitter:** vs. Florida, June 28, 2011 (Gonzalez, Bailey)

**Two-Hitter:** at Seattle, September 28, 2011 (Gonzalez, Bailey)

**Back-to-Back Complete Games:** at Chicago, July 31, 2010 (Braden) and Aug. 1 (Gonzalez); vs. Kansas City, Aug. 2 (Cahill)

**Four Straight Complete Games:** April 24-28, 1982 (at California; at California; at Baltimore DH)

**Back-to-Back Shutouts:** at Seattle, September 27-28, 2011 (7-0, 2-0)

**Back-to-Back Complete Game Shutouts:** vs. Tampa Bay, Sept. 9 (Hudson) and Sept. 10 (Zito), 2000

## OAKLAND PITCHING – INDIVIDUAL

**No-Hitter:** Dallas Braden vs. Tampa Bay, May 9, 2010

**One-Hitter:** Cory Lidle at Cleveland, Aug. 21, 2002

**Two-Hitter:** Brett Anderson at Boston, July 6, 2009

**10 or More Strikeouts:** Gio Gonzalez (11) at Seattle, September 28, 2011

**12 or More Strikeouts:** Dan Haren (12) at Texas, August 27, 2006

**13 or More Strikeouts:** Todd Stottlemyre (15) vs. Kansas City, June 16, 1995

**Back-to-Back Games, 10 or More Strikeouts:** Brandon McCarthy at Cle., Aug. 29, 2011 (10); vs. Sea., Sept. 3, 2011 (10)

**Four Strikeouts in One Inning:** Erik Hiljus at Texas, June 30, 2001

**Complete Game, ML Debut:** Mike Morgan vs. Baltimore, June 11, 1978

**Complete Game Shutout, ML Debut:** Mike Norris vs. Chicago, Apr. 10, 1975

**Back-to-Back Complete Games:** Brandon McCarthy at Cleveland, August 29, 2011; vs. Seattle, September 3, 2011

**Three Straight Complete Games:** Mark Mulder vs. Minnesota, May 9; at Kansas City, May 15; vs. Kansas City, May 21, 2004

**Back-to-Back Shutouts:** Mark Mulder at Arizona, July 6, 2001; vs. Los Angeles, July 12, 2001

**More Than 9 Innings Pitched:** Todd Stottlemyre (10.0) vs. Kansas City, June 16, 1995

**Position Player Pitched:** Frank Menecchino at Colorado, July 18, 2000

**Home Run by Pitcher:** John "Blue Moon" Odom, Sept. 4, 1972 vs. California (G1)

## OAKLAND HITTING – TEAM

**Three Straight Home Runs:** vs. Texas, April 15, 2006 (Chavez, Thomas, Bradley)

**Three Home Runs, Inning:** at Arizona, June 17, 2008 (Crosby, Ellis, Davis)

**Four Home Runs, Inning:** vs. Chicago (B3), Apr. 27, 2002 (Hatteberg, Long, Pena, Menecchino)

**Five or More Home Runs, Game:** 5, at Minnesota, September 11, 2009 (Barton, Cust, Ellis, Pennington, Suzuki)

**Six or More Home Runs, Game:** 6, at Arizona, June 17, 2008 (Ellis 2, Chavez, Crosby, Davis, Suzuki)

**Seven or More Home Runs, Game:** 8 at California, June 27, 1996 (Berroa, Brosius 2, Giambi, Herrera, McGwire, Steinbach, Young)

**Two Grand Slams, Game:** at Seattle, September 10, 2007 (Suzuki and Johnson)

**Home Runs by First Two Batters of Game:** Terrence Long and Randy Velarde vs. Kansas City, May 16, 2000

**10 or More Plate Appearances, Inning:** 10 at Boston, August 26, 2011

**11 or More Plate Appearances, Inning:** 12 vs. Tampa Bay, July 27, 2011

**13 or More Plate Appearances, Inning:** 14 vs. Los Angeles (AL), July 17, 2011

**15 or More Plate Appearances, Inning:** 18 vs. California, July 5, 1996

**10 or More Runs, Inning:** at Kansas City, June 18, 2000 (10 in T3)

**20 or More Hits, Game:** at Chicago, September 8, 2009 (20)

**Back-to-Back Games of 10 or More Runs:** at Baltimore, August 28-29, 2005 (10-3; 10-5)

**Three Straight Games of 10 or More Runs:** at Baltimore, August 27-29, 2005 (12-3; 10-3; 10-5)

**Four or More Stolen Bases, Game:** at Cleveland, August 31, 2011 (4)

**Five or More Stolen Bases, Game:** at Tampa Bay, August 6, 2011 (7)

**Three or More Stolen Bases, Inning:** at Cleveland, September 1, 2011 (3)

**Four or More Stolen Bases, Inning:** vs. Seattle, September 8, 2010 (4)

**No Strikeouts, Game:** vs. Kansas City, June 15, 2011

## OAKLAND HITTING – INDIVIDUAL

**Lead-Off Home Run:** Jemile Weeks at Los Angeles (AL), September 23, 2011

**Inside-the-Park Home Run:** Nick Swisher at New York, June 11, 2006

(Note: Mark Kotsay had an ITPHR at Minnesota in Game 2 of the ALDS, October 4, 2006)

**Pinch-Hit Home Run:** Scott Sizemore at Texas, September 10, 2011

**Pinch Hit Grand Slam:** Scott Sizemore at Texas, September 10, 2011

**Pinch Hit Game Ending Home Run:** Kurt Suzuki vs. Chicago, August 15, 2008

**Walk Off Home Run:** Hideki Matsui vs. Texas, May 2, 2011

**Walk Off Grand Slam:** Mark Ellis vs. Los Angeles, June 8, 2008

**Inside-the-Park Grand Slam:** Jim Essian vs. Toronto, June 10, 1979

**Inside-the-Park Walk Off Home Run:** Reggie Jackson vs. Boston, August 22, 1971

**Two Home Runs, Game:** Coco Crisp at New York (AL), August 24, 2011

## The Last Time It Happened, continued

**Three Home Runs, Game:** Erubiel Durazo at Baltimore, August 18, 2004  
**Back-to-Back Multi-Homer Games:** John Jaha at Detroit, June 19-20, 1999  
**Two Players, Multi-HR, Same Game:** Jack Cust and Dan Johnson at Kansas City, May 10, 2007  
**Two Home Runs, Same Inning:** Mark McGwire at Seattle (T5), Sept. 22, 1996  
**Home Runs From Both Sides of the Plate:** Coco Crisp at New York (AL), August 24, 2011  
**Home Run First Major League At Bat:** Terry Steinbach at Cleveland, Sept. 12, 1986  
**Home Run, First Major League Hit:** Tom Wilson vs. Chicago, May 19, 2001  
**Hit First Major League At Bat:** Carlos Gonzalez at Texas, May 30, 2008  
**Five Hits, Game:** Hideki Matsui at New York (AL), July 24, 2011  
**Two Hits, Same Inning:** Ryan Sweeney vs. Tampa Bay, July 27, 2011  
**Five or More RBI, Same Inning:** Mark McGwire at Seattle, September 22, 1996  
**Three Steals, Game:** Jemile Weeks at Boston, August 27, 2011  
**Four Steals, Game:** Coco Crisp at Tampa Bay, August 6, 2011  
**Five Steals, Game:** Rickey Henderson vs. Seattle, July 29, 1989  
**Steal of Home:** Carlos Gonzalez vs. Florida, June 22, 2008  
**Suicide Squeeze:** Donnie Murphy vs. Texas, September 14, 2007  
**Hitting for the Cycle:** Mark Ellis vs. Boston, June 4, 2007  
**Two Strikeouts, Inning:** Kurt Suzuki at Detroit, August 10, 2007  
**Hitless Streak, 20 or more at bats:** 34, Adam Rosales, June 30-September 26, 2011

## OAKLAND FIELDING

**Four or More Errors, Game:** 4, vs. Texas, August 13, 2011  
**Five or More Errors, Game:** 5, vs. Seattle, April 1, 2011  
**Six or More Errors, Game:** 7 vs. Cleveland, June 7, 1987  
**Three Errors by Team, Same Inning:** vs. Detroit, April 15, 2011  
**Triple Play:** at New York, May 29, 2000 (Randy Velarde unassisted)  
**Turned Four or More DPs, Game:** 4 vs. Baltimore, May 27, 2011  
**Turned Five or More DPs, Game:** 5 vs. Kansas City, August 2, 2010

## OAKLAND MISCELLANEOUS – TEAM

**Four-Game Series, Sweep:** at Seattle, September 30-October 3, 2010  
**Four-Game Series, Swept:** at Texas, July 7-10, 2011  
**Tie Game:** vs. Detroit, May 24, 1968 (2-2)  
**Three Consecutive Extra Inning Games:** at Chicago, April 11-13, 2011 (10, 10, 10)  
**Rain Shortened Game:** vs. Texas, May 4, 2005  
**Game Postponed:** at Texas, May 11, 2011  
**Game Cancelled:** at Baltimore, September 6, 2008  
**Played a Game Under 2:00:** 1:49, July 8, 2008 vs. Seattle  
**Doubleheader:** vs. Los Angeles (AL), July 16, 2011  
**Scheduled Doubleheader:** vs. Los Angeles (AL), July 16, 2011  
**Day-Night Doubleheader:** at Boston, August 27, 2011  
**Doubleheader, Sweep:** vs. Detroit, Aug. 22, 1998 (7-2, 7-1)  
**Doubleheader, Swept:** at Texas, May 29, 2009 (3-6, 2-5)  
**Player Ejection:** Ryan Sweeney vs. Minnesota, July 31, 2011  
**Coach Ejection:** Gerald Perry at New York, July 22, 2011  
**Manager Ejection:** Bob Melvin vs. Kansas City, June 16, 2011

## OAKLAND A'S MOST RUNS IN THREE CONSECUTIVE GAMES

### Scored

44	June 17-19, 2000
42	June 18-20, 2000
41	June 14-16, 1969
40*	June 7-9, 2004
40	May 3-6, 2000
39*	June 16-18, 2000
39*	April 8-10, 1994
38*	June 13-15, 1969
37	May 2-5, 2000
37	July 24-26, 1999
36	August 23-25, 2003

\*indicates three-game series against same opponent.

### Allowed

45	August 14-16, 1996
39	August 5-7, 1995
38*	July 17-18, 2000
38*	August 4-6, 1995
38	May 4-7, 1991
38*	May 3-5, 1991
37	August 15-16, 1996
37	August 13-15, 1996
37*	August 20-22, 1984
37	July 1-3, 1983
37	May 7-9, 1982

\*indicates three-game series against same opponent.



*The A's won their first of three consecutive World Series Championships in 1972.*



**HISTORY**



# NOTABLE PERFORMANCES & AWARD WINNERS

## GENERAL

### World Championships (9)

Year	Record	Opponent
1910	102-48	Chicago
1911	101-50	New York
1913	96-57	New York
1929	104-46	Chicago
1930	102-52	St. Louis
1972	93-62	Cincinnati
1973	94-68	New York
1974	90-72	Los Angeles
1989	99-63	San Francisco

### American League Pennants (15)

Year	Record	Manager
1902	83-53	Connie Mack
1905	92-56	Connie Mack
1910	102-48	Connie Mack
1911	101-50	Connie Mack
1913	96-57	Connie Mack
1914	99-53	Connie Mack
1929	104-46	Connie Mack
1930	102-52	Connie Mack
1931	107-45	Connie Mack
1972	93-62	Dick Williams
1973	94-68	Dick Williams
1974	90-72	Alvin Dark
1988	104-58	Tony La Russa
1989	99-63	Tony La Russa
1990	103-59	Tony La Russa

### West Division Titles (14)

Year	Record	Manager
1971	101-60	Dick Williams
1972	93-62	Dick Williams
1973	94-68	Dick Williams
1974	90-72	Alvin Dark
1975	98-64	Alvin Dark
1981	64-45	Billy Martin
1988	104-58	Tony La Russa
1989	99-63	Tony La Russa
1990	103-59	Tony La Russa
1992	96-66	Tony La Russa
2000	91-70	Art Howe
2002	103-59	Art Howe
2003	96-66	Ken Macha
2006	93-69	Ken Macha

### American League Wild Card (1)

Year	Record	Manager
2001	102-60	Art Howe

### Batting Champions (6)

Year	Name	Avg.
1901	Nap Lajoie	.426
1930	Al Simmons	.381
1931	Al Simmons	.390
1933	Jimmie Foxx	.356
1951	Ferris Fain	.344
1952	Ferris Fain	.327

### Home Run Champions (22)

Year	Name	HR
1901	Nap Lajoie	14
1902	Socks Seybold	16
1904	Harry Davis	10
1905	Harry Davis	8
1906	Harry Davis	12
1907	Harry Davis	8
1911	Frank Baker	11
1912	Frank Baker	10
1913	Frank Baker	12
1914	Frank Baker	9
1918	Tilly Walker	11
1932	Jimmie Foxx	58
1933	Jimmie Foxx	48
1935	Jimmie Foxx	36
1951	Gus Zernial	33
1973	Reggie Jackson	32
1975	Reggie Jackson	36
1981	Tony Armas	22
1987	Mark McGwire	49
1988	Jose Canseco	42
1991	Jose Canseco	44
1996	Mark McGwire	52

### RBI Champions (11)

Year	Name	RBI
1901	Nap Lajoie	125
1905	Harry Davis	83
1906	Harry Davis	96
1912	Frank Baker	130
1913	Frank Baker	117
1929	Al Simmons	157
1932	Jimmie Foxx	169
1933	Jimmie Foxx	163
1951	Gus Zernial	125
1973	Reggie Jackson	117
1988	Jose Canseco	124

### ERA Champions (12)

Year	Name	ERA
1905	Rube Waddell	1.48
1909	Harry Krause	1.39
1926	Lefty Grove	2.51
1929	Lefty Grove	2.82
1930	Lefty Grove	2.54
1931	Lefty Grove	2.05
1932	Lefty Grove	2.84
1970	Diego Segui	2.56
1971	Vida Blue	1.82
1974	Catfish Hunter	2.49
1981	Steve McCatty	2.32
1994	Steve Ontiveros	2.65

### Strikeout Champions (13)

Year	Name	Tot.
1902	Rube Waddell	210
1903	Rube Waddell	302
1904	Rube Waddell	349
1905	Rube Waddell	287
1906	Rube Waddell	196
1907	Rube Waddell	232
1925	Lefty Grove	116

1926	Lefty Grove	194
1927	Lefty Grove	174
1928	Lefty Grove	183
1929	Lefty Grove	170
1930	Lefty Grove	209
1931	Lefty Grove	175

## BBWAA AWARDS

### AL Most Valuable Player

Lefty Grove	1931
Jimmie Foxx	1932
Jimmie Foxx	1933
Bobby Shantz	1952
Vida Blue	1971
Reggie Jackson	1973
Jose Canseco	1988
Rickey Henderson	1990
Dennis Eckersley	1992
Jason Giambi	2000
Miguel Tejada	2002

### AL Cy Young Award

Vida Blue	1971
Jim Hunter	1974
Bob Welch	1990
Dennis Eckersley	1992
Barry Zito	2002

### AL Rookie of the Year

Harry Byrd	1952
Jose Canseco	1986
Mark McGwire	1987
Walt Weiss	1988
Ben Grieve	1998
Bobby Crosby	2004
Huston Street	2005
Andrew Bailey	2009

### AL Manager of the Year

Tony La Russa	1988
Tony La Russa	1992

### BBWAA Local Chapter MVP

Joe Rudi	1974
Rollie Fingers	1975
Vida Blue	1976
Jason Giambi	2000

### BBWAA Bill Rigney "Good Guy" Award

Matt Stairs	1997
Rickey Henderson	1998
Jason Giambi	1999
Eric Chavez	2000
Johnny Damon	2001
Scott Hatteberg	2002
Tim Hudson	2003
Mark Kotsay	2004
Bobby Crosby	2005
Frank Thomas	2006
Mark Ellis	2007
Huston Street	2008

<b>Kurt Suzuki</b> . . . . .	2009
<b>Kurt Suzuki</b> . . . . .	2010
Go Gonzalez . . . . .	2011

**THE SPORTING NEWS AWARDS**

**Major League Player of the Year**  
Reggie Jackson . . . . . 1973

**AL Most Valuable Player**  
Al Simmons . . . . . 1929  
Jimmie Foxx . . . . . 1932  
Jimmie Foxx . . . . . 1933

**AL Player of the Year**  
Ferris Fain . . . . . 1951  
Reggie Jackson . . . . . 1973  
Tony Armas . . . . . 1981  
Jose Canseco . . . . . 1988

**AL Pitcher of the Year**  
Bobby Shantz . . . . . 1952  
Vida Blue . . . . . 1971  
Jim Hunter . . . . . 1974  
Bob Welch . . . . . 1990  
Dennis Eckersley . . . . . 1992  
Barry Zito . . . . . 2002

**AL Rookie Player of the Year**  
Dick Howser . . . . . 1961  
Mitchell Page . . . . . 1977  
Jose Canseco . . . . . 1986  
Mark McGwire . . . . . 1987  
Walt Weiss . . . . . 1988  
Ben Grieve . . . . . 1998  
Bobby Crosby . . . . . 2004  
Huston Street . . . . . 2005

**AL Rookie Pitcher of the Year**  
Jim Nash . . . . . 1966  
Tim Hudson . . . . . 1999

**AL Fireman of the Year**  
Jack Aker . . . . . 1966  
Dennis Eckersley . . . . . 1988  
Dennis Eckersley . . . . . 1991  
Dennis Eckersley . . . . . 1992  
Billy Koch . . . . . 2002  
Keith Foulke . . . . . 2003

**AL Comeback Player of the Year**  
Storm Davis . . . . . 1988  
John Jaha . . . . . 1999

**ML Manager of the Year**  
Billy Martin . . . . . 1981

**AL Manager of the Year**  
Tony La Russa . . . . . 1988  
Tony La Russa . . . . . 1992

**ML Executive of the Year**  
Billy Beane . . . . . 1999

**Sportsman of the Year**  
Charles O. Finley . . . . . 1972  
Mark McGwire . . . . . 1997

**Major League All-Star Team**  
Mickey Cochrane, C . . . . . 1925  
Eddie Rommel, P . . . . . 1925  
Al Simmons, OF . . . . . 1927  
Mickey Cochrane, C . . . . . 1928  
Lefty Grove, P . . . . . 1928  
Jimmie Foxx, 1B . . . . . 1929  
Al Simmons, OF . . . . . 1929  
Mickey Cochrane, C . . . . . 1929  
Lefty Grove, P . . . . . 1929  
Al Simmons, OF . . . . . 1930  
Mickey Cochrane, C . . . . . 1930  
Lefty Grove, P . . . . . 1930  
Al Simmons, OF . . . . . 1931  
Mickey Cochrane, C . . . . . 1931  
Lefty Grove, P . . . . . 1931  
Jimmie Foxx, 1B . . . . . 1932  
Lefty Grove, P . . . . . 1932  
Jimmie Foxx, 1B . . . . . 1933  
Mike Higgins, 3B . . . . . 1934  
Doc Cramer, OF . . . . . 1935  
Mike Higgins, 3B . . . . . 1936  
Ferris Fain, 1B . . . . . 1951  
Ferris Fain, 1B . . . . . 1952  
Bobby Shantz, P . . . . . 1952

**American League All-Star Team**  
Norm Siebern, 1B . . . . . 1962  
Reggie Jackson, OF . . . . . 1969  
Vida Blue, LHP . . . . . 1971  
Joe Rudi, OF . . . . . 1972  
Sal Bando, 3B . . . . . 1973  
Bert Campaneris, SS . . . . . 1973  
Ken Holtzman, LHP . . . . . 1973  
Reggie Jackson, OF . . . . . 1973  
Sal Bando, 3B . . . . . 1974  
Bert Campaneris, SS . . . . . 1974  
Jim Hunter, RHP . . . . . 1974  
Joe Rudi, OF . . . . . 1974  
Reggie Jackson, OF . . . . . 1975  
Joe Rudi, OF . . . . . 1976  
Dwayne Murphy, OF . . . . . 1981  
Rickey Henderson, OF . . . . . 1981  
Tony Armas, OF . . . . . 1981  
Dave Kingman, DH . . . . . 1984  
Jose Canseco, OF . . . . . 1988  
Dennis Eckersley, RP . . . . . 1988  
Dave Stewart, RHP . . . . . 1988  
Carney Lansford, 3B . . . . . 1989  
Jose Canseco, OF . . . . . 1990  
Rickey Henderson, OF . . . . . 1990  
Bob Welch, RHP . . . . . 1990  
Jose Canseco, OF . . . . . 1991  
Mark McGwire, 1B . . . . . 1992  
Mark McGwire, 1B . . . . . 1996  
Mark Mulder, LHP . . . . . 2001  
Eric Chavez, 3B . . . . . 2002  
Barry Zito, LHP . . . . . 2002

**AL Silver Slugger Team**  
Rickey Henderson . . . . . 1981  
Jose Canseco . . . . . 1988  
Jose Canseco . . . . . 1990  
Mark McGwire . . . . . 1992  
Mark McGwire . . . . . 1996  
Jason Giambi . . . . . 2001  
Eric Chavez . . . . . 2002

**ASSOCIATED PRESS AWARDS**

**Player of the Year**  
Jose Canseco . . . . . 1988

**Manager of the Year**  
Billy Martin . . . . . 1980

**Major League All-Star Team**  
Rickey Henderson, OF . . . . . 1990  
Bob Welch, RHP . . . . . 1990  
Jose Canseco, OF . . . . . 1991  
Dennis Eckersley, RP . . . . . 1992  
Mark McGwire, 1B . . . . . 1992  
Mark McGwire, 1B . . . . . 1996

**UPI AWARDS**

**Manager of the Year**  
Tony LaRussa . . . . . 1992

**Executive of the Year**  
Sandy Alderson . . . . . 1988  
Sandy Alderson . . . . . 1990

**AL Comeback Player of the Year**  
Dave Kingman . . . . . 1984  
Dave Henderson . . . . . 1988  
Mark McGwire . . . . . 1992

**AL All-Star Team**  
Mark McGwire, 1B . . . . . 1992  
Dennis Eckersley, RP . . . . . 1992

**PLAYERS CHOICE AWARDS**

**AL Outstanding Pitcher of the Year**  
Barry Zito . . . . . 2002

**AL Outstanding Rookie**  
Ben Grieve . . . . . 1998  
Terrence Long . . . . . 2000  
Bobby Crosby . . . . . 2004  
Huston Street . . . . . 2005

**AL Comeback Player of the Year**  
Dennis Eckersley . . . . . 1992  
John Jaha . . . . . 1999  
Frank Thomas . . . . . 2006

**Man of the Year**  
Mark McGwire . . . . . 1996

HISTORY

## Notable Performances & Award Winners, continued

### MISCELLANEOUS AWARDS

#### Organization of the Year

Baseball America	1982
Topps	1998
Baseball America	1999
Howe Sports Data	1999
Topps	1999
Topps	2004

#### AL Chalmers Award\*

Eddie Collins	1914
---------------	------

#### Early American League MVPs\*

Mickey Cochrane, C	1928
--------------------	------

#### AL Rawlings Gold Glove

Joe Rudi, OF	1974
Joe Rudi, OF	1975
Joe Rudi, OF	1976
Dwayne Murphy, OF	1980
Mike Norris, P	1980
Dwayne Murphy, OF	1981
Mike Norris, P	1981
Rickey Henderson, OF	1981
Dwayne Murphy, OF	1982
Dwayne Murphy, OF	1983
Dwayne Murphy, OF	1984
Dwayne Murphy, OF	1985
Alfredo Griffin, SS	1985
Mark McGwire, 1B	1990
Eric Chavez, 3B	2001
Eric Chavez, 3B	2002
Eric Chavez, 3B	2003
Eric Chavez, 3B	2004
Eric Chavez, 3B	2005
Eric Chavez, 3B	2006

#### AL Rolands Relief Man Award

Dennis Eckersley	1988
Dennis Eckersley	1992
Billy Koch	2002
Keith Foulke	2003

#### Topps ML Rookie All-Star Team

Dick Howser, OF	1961
Ed Charles, 3B	1962
Manny Jimenez, OF	1962
Bert Campaneris, SS	1964
Jim Nash, RHP	1966
Rick Monday, OF	1967
Angel Mangual, OF	1971
Claudell Washington, OF	1974
Wayne Gross, 3B	1977
Mitchell Page, OF	1977
Dave Revering, 1B	1978
John Johnson, LHP	1978
Bob Kearney, C	1983

Jose Canseco, OF	1986
Mark McGwire, 1B	1987
Walt Weiss, SS	1988
Felix Jose, OF	1990
Tony Batista, 2B	1996
Ben Grievie, OF	1998
A.J. Hinch, C	1998
Terrence Long, OF	2000
Mark Ellis, 2B	2002
Bobby Crosby, SS	2004
Dan Johnson, 1B	2005
Huston Street, P	2005
Brad Ziegler, P	2008

#### World Series Most Valuable Player

Gene Tenace	1972
Reggie Jackson	1973
Rollie Fingers	1974
Dave Stewart	1989

#### ALCS Most Valuable Player

Dennis Eckersley	1988
Rickey Henderson	1989
Dave Stewart	1990

#### All-Star Game Most Valuable Player

Terry Steinbach	1988
-----------------	------

#### Outstanding Designated Hitter Award

Dave Kingman	1984
Dave Parker	1989

#### Joe Cronin Award

Rickey Henderson	1982
Jose Canseco	1988
Dave Stewart	1990

#### Roberto Clemente Award

Dave Stewart	1990
--------------	------

#### Tony Conigliaro Award

Jim Mecir	2003
-----------	------

#### The Hutch Award

Carney Lansford	1992
Jason Giambi	2000

#### Dave Stewart Community Service Award

Ernie Young	1996
Scott Spiezio	1997
Tom Candiotti	1998
Art Howe	1999
Jason Giambi	2000
Terrence Long	2001
Tim Hudson	2002
Scott Hatteberg	2003
Eric Chavez	2004
Barry Zito	2005

Mark Kotsay	2006
Mark Ellis	2007
Dana Eveland	2008
<b>Dallas Braden/Kurt Suzuki</b>	<b>2009</b>
Craig Breslow	2010
Josh Willingham	2011

#### Jim "Catfish" Hunter Award

Tim Hudson	2004
Mark Ellis	2005
Jason Kendall	2006
Mark Ellis	2007
Mike Sweeney	2008
<b>Kurt Suzuki</b>	<b>2009</b>
Ben Sheets	2010
Josh Willingham	2011

#### AL Pitcher of the Month

Rick Langford	August, 1979
Matt Keough	April, 1981
Jay Howell	June, 1985
Steve Ontiveros	June, 1987
Dave Stewart	April, 1988
Mike Moore	July, 1989
Dave Stewart	April, 1990
Dave Stewart	September, 1990
Tim Hudson	September, 2000
Mark Mulder	July, 2001
Barry Zito	August, 2001
Barry Zito	September, 2001
Mark Mulder	June, 2002
Cory Lidle	August, 2002
Barry Zito	July, 2005
Esteban Loaiza	August, 2006
Dan Haren	May, 2007

#### AL Player of the Month

Gene Tenace	September, 1975
Mike Davis	April, 1985
Carney Lansford	May, 1988
Jose Canseco	September, 1988
Jose Canseco	May, 1990
Dave Henderson	April, 1991
Mark McGwire	June, 1996
Jason Giambi	September, 2000
Jason Giambi	May, 2001
Jermaine Dye	August, 2001
Eric Chavez	September, 2001

#### AL Rookie of the Month

Bobby Crosby	June, 2004
Joe Blanton	June, 2005
Joe Blanton	August, 2005
Andrew Bailey	August, 2009
<b>Brett Anderson</b>	<b>September, 2009</b>
<b>Jemile Weeks</b>	<b>June, 2011</b>

# ATHLETICS IN THE HALL OF FAME

Players (6)	Year Inducted	Pos.	Career Avg.	Years With Athletics
Frank Baker	1955	3B	.307	1908-14
Mickey Cochrane	1947	C	.320	1925-33
Jimmie Foxx	1951	1B	.325	1925-35
Rickey Henderson	2009	OF	.279	1979-1984; 89-93; 94-95; 98
Reggie Jackson	1993	OF	.262	1967-75; 87
Al Simmons	1953	OF	.334	1924-32; 40-41; 44

Pitchers (7)	Year Inducted	Career Record	Career ERA	Years With Athletics
Chief Bender	1953	212-127	2.46	1903-14
Dennis Eckersley	2004	197-171, 390 SVs	3.50	1987-95
Rollie Fingers	1992	114-118, 341 SVs	2.90	1968-76
Lefty Grove	1947	300-141	3.06	1925-33
Jim Hunter	1987	224-166	3.26	1965-74
Eddie Plank	1946	326-194	2.35	1901-14
Rube Waddell	1946	193-143	2.16	1902-07

Managers (2)	Year Inducted	Career Record	Years With Athletics
Connie Mack	1937	3776-4025	1901-50
Dick Williams	2008	1571-1451	1971-73

**Other Hall of Famers Who Spent Part of Their Career With the Athletics (21):** Orlando Cepeda (1972); Ty Cobb (1927-28); Eddie Collins (1906-14; 1927-30); Jimmy Collins (1907-08); Stan Coveleski (1912); Elmer Flick (1902); Nellie Fox (1947-49); Rich Gossage (1992-93); Whitey Herzog (1958-60); Waite Hoyt (1931); George Kell (1943-46); Nap Lajoie (1901-02; 1915-16); Willie McCovey (1976); Joe Morgan (1984); Satchel Paige (1965); Herb Pennock (1912-15); Enos Slaughter (1955-56); Tris Speaker (1928); Don Sutton (1985); Zack Wheat (1927); Billy Williams (1975-76).

**Broadcasters Who Spent Part of Their Careers With the Athletics (Ford C. Frick Award):** By Saam (1938-54); Harry Caray (1970); Jon Miller (1974); Lon Simmons (1981-1995)

**Note:** For purpose of comparison, the National Baseball Hall of Fame uses "games played" and "games won" as the determining factors for position players and pitchers who played for more than one club during their careers. Based on that criteria, Willie McCovey, for example, is not counted among the Athletics 15 representatives.

# ATHLETICS RETIRED NUMBERS

## JIM "CATFISH" HUNTER

27

### Pitcher

**Born:** April 8, 1946


**Batted:** Right

**Hall of Fame Induction:** 1987

**Birthplace:** Hertford, NC

**Threw:** Right

**Number Retired:** June 9, 1991



A control pitcher with a sneaky fastball, Catfish Hunter enjoyed a 15-year major league career with the Kansas City/Oakland Athletics and the New York Yankees...posted a 224-166 career record with a 3.26 ERA before arm trouble ended his career at the age of 33...holds Oakland's all-time career mark for wins (131)...won 20 or more games five consecutive seasons (1971-75), including his Cy Young Award-winning season of 1974 when he won a career-high 25 games... won five World Series rings, three with the A's and two with the Yankees...was 4-0 with one save in seven World Series appearances with the A's...signed a free agent contract with the Yankees in 1975 and helped New York to three straight pennants (1976-78)...was an eight-time All-Star...pitched a perfect game on May 8, 1968 against the Minnesota Twins...made his major league debut in 1965 with the Kansas City Athletics and did not miss a start until 1977...a good hitting pitcher, he batted .350 (36-for-103) in 1971 and had a .226 lifetime average with six home runs... nicknamed "Catfish" for effect by A's owner Charles O. Finley...soft-spoken and humble with a dose of country charm, he was inducted into the Hall of Fame in 1987.


## ROLLIE FINGERS

34

### Pitcher

**Born:** August 25, 1946  
**Batted:** Right  
**Hall of Fame Induction:** 1992

**Birthplace:** Steubenville, OH  
**Threw:** Right  
**Number Retired:** July 5, 1993



Almost as famous for his handlebar mustache as his pitching, Rollie Fingers is one of the greatest relief pitchers in major league history...in his 17-year career spent with Oakland (1968-76), San Diego (1977-80) and Milwaukee (1981-85), the seven-time All-Star chalked up 341 saves to go along with a 114-118 career mark...made his ML debut in 1968 and began the 1969, '70 and '71 seasons as a starter, but finished all three seasons in the bullpen...became a full-time reliever in 1972, winning 11 games in relief and saving 21 to help Oakland to its first World Series appearance...saved 22 games and posted a 1.92 ERA in 1973...earned a win and two saves in the '74 World Series against the Los Angeles Dodgers...in 1975, pitched the final two innings of a four-pitcher no-hitter as he, Vida Blue, Glenn Abbott and Paul Lindblad combined to blank the California Angels, 5-0...signed a free agent contract with San Diego following the 1976 season and promptly led the National League in appearances (78) and saves (35)...posted a career high 37 saves for the Padres in 1978...returned to the American League in 1981 after being traded to Milwaukee and led the AL in saves with 28 to go along with a 1.04 ERA as the Brewers made their first-ever postseason appearance... captured both the Cy Young and Most Valuable Player Awards in 1981 after figuring in 55 percent of the Brewers victories...retired following the 1985 season...inducted into the Hall of Fame in 1992.


## REGGIE JACKSON

9

### Outfielder

**Born:** May 18, 1946  
**Batted:** Left  
**Hall of Fame Induction:** 1993

**Birthplace:** Wyncote, PA  
**Threw:** Left  
**Number Retired:** May 22, 2004



Was originally selected by the Kansas City Athletics in the first round of the 1966 June Draft and played for 21 seasons in the Major Leagues, including nine seasons in Oakland (1968-75; 1987)...was a .262 career hitter with 563 home runs and 1702 RBI...named American League Most Valuable Player in 1973...appeared in 12 All-Star Games, 11 League Championship Series and five World Series..."Mr. October" played in five World Series (27 games) and was a part of four world championship clubs...earned World Series MVP honors in 1973 with Oakland and again in 1977 with New York...belted three home runs in Game Six of the 1977 World Series, all on the first pitch...once said, "Some people call October a time of pressure. I call it a time of character"...stole 228 bases in his career...finished among the AL Top 10 in home runs 13 times and led the circuit on four occasions...had 16 seasons of at least 20 home runs which ties an AL record...had six seasons of 100 or more RBI...when his number was retired on May 22, 2004, he ranked second on Oakland's career charts in home runs (268), double (230) and extra base hits (521)...became the eighth player to have his number retired by at least two teams and third to have two different numbers retired...inducted into the Hall of Fame in 1993.


## DENNIS ECKERSLEY

43

### Pitcher

**Born:** October 3, 1954  
**Batted:** Right  
**Hall of Fame Induction:** 2004

**Birthplace:** Oakland, CA  
**Threw:** Right  
**Number Retired:** August 13, 2005




Dennis Eckersley blazed a unique path to the Hall of Fame that most likely will never be repeated, beginning his career as a highly-touted starting pitcher before transforming into arguably the best closer the game has ever seen...from 1988 to 1992, Eck averaged 44 saves a season and helped the A's to four American League West crowns, three AL pennants and a World Series title in 1989...had 15 career postseason saves, including four when he was named 1988 ALCS MVP against Boston...was a six-time All-Star, including four times with Oakland (1988, 90-92)...earned both the American League Cy Young and Most Valuable Player Awards in 1992 after recording a league leading, career high and Oakland record 51 saves in 54 opportunities...finished his Oakland career as the Athletics career leader in saves (320)...tossed a no-hitter against California on May 30, 1977 as a member of the Cleveland Indians...ended his 24-year major league career with a record of 197-171 to go along with 390 saves and a 3.50 ERA...inducted into the Hall of Fame in 2004...had his number retired by the Oakland Athletics on August 13, 2005.

**Outfielder**

**Born:** December 25, 1958  
**Batted:** Right  
**Hall of Fame Induction:** 2009

**Birthplace:** Chicago, IL  
**Threw:** Left  
**Number Retired:** August 1, 2009



Rickey Henderson is one of the greatest leadoff hitters in baseball history...when his 25-year career concluded following the 2003 season, he was Major League Baseball's all-time leader in runs (2295), stolen bases (1406) and walks (2190)...he also banged out 3,055 hits, 297 home runs and 1,115 RBI with a .401 on-base percentage...he also hit 81 home runs leading off a game, still a ML mark...Henderson made his ML debut with Oakland in 1979 and had four stints with the A's (1979-84, 89-93, 94-95, 98)...he also played for both New York teams, San Diego, Boston, Los Angeles, Anaheim, Seattle and Toronto...Henderson was a 10-time All-Star and was named 1990 American League Most Valuable Player after batting .325 with 28 home runs, 61 RBI, 119 runs scored, 97 walks and 65 stolen bases...he set the ML single season stolen base record with 130 in 1982 and led the league in steals 12 times...inducted into the Hall of Fame in 2009...had his number retired by the Oakland Athletics on August 1, 2009...at the time, he was Oakland's all-time leader in games (1704), at bats (6140), runs (1270), hits (1768), doubles (289), triples (41), walks (1227) and stolen bases (867).

**SPECIAL RECOGNITION**

**WALTER A. HAAS, JR.**

**Owner/Managing General Partner 1980-95**

**Born:** January 24, 1916

**Birthplace:** San Francisco, CA




One of the most beloved owners in the history of the Athletics organization, Walter A. Haas, Jr. purchased the A's from Charles O. Finley in 1980, saving the team from potentially moving out of the area...during his 15-year ownership period, the A's won one World Championship (1989) and captured three consecutive American League pennants (1988-90)...team broke franchise attendance records each of those seasons, attracting a record 2.9 million fans to the Coliseum in 1990...long considered one of the top business and civic leaders in the United States, Haas headed some of the finest corporations in the country, including Levi Strauss, Bank of America, United Air Lines and the Pacific Telephone Company...former A's slugger Mark McGwire once described Haas as "the nicest man who has ever been put on this earth"...the A's paid tribute to his ownership reign on September 17, 1995 on Haas Family Tribute Day, when an honorary jersey was retired...Haas passed away on September 20, 1995.

**JACKIE ROBINSON**

**Second Baseman**

**Born:** January 31, 1919  
**Batted:** Right  
**Hall of Fame Induction:** 1962

**Birthplace:** Cairo, GA  
**Threw:** Right



Jackie Robinson burst onto the scene in 1947, breaking baseball's color barrier and bringing the Negro leagues' electrifying style of play to the majors...quickly became baseball's top drawing card and a symbol of hope to millions of Americans...led the Dodgers to six pennants in his 10 seasons...dominated games on the base paths, stealing home 19 times while riling opposing pitchers with his daring baserunning style...was named National League MVP in 1949, leading the loop in hitting (.342) and steals (37), while knocking in 124 runs...passed away on October 24, 1972 in Stamford, Conn...was named to Major League Baseball's All-Century Team...number 42 was retired by every Major League team in 1997.

# ATHLETICS ALL-STAR GAME SELECTIONS

**1933** Connie Mack (manager), Jimmie Foxx (1b), Lefty Grove (p)  
**1934** Jimmie Foxx (1b), Pinky Higgins (3b)  
**1935** Jimmie Foxx (1b), Bob Johnson (of)  
**1936** Pinky Higgins (3b)  
**1937** Wally Moses (of)  
**1938** Bob Johnson (of)  
**1939** Russell Blackburne (coach), Frank Hayes (c), Bob Johnson (of)  
**1940** Frank Hayes (c), Bob Johnson (of)  
**1941** Frank Hayes (c)  
**1942** Bob Johnson (of)  
**1943** Russell Blackburne (coach), Dick Siebert (1b)  
**1944** Frank Hayes (c), Bobo Newsom (p)  
**1945** NO GAME  
**1946** Buddy Rosar (c), Sam Chapman (of)  
**1947** Buddy Rosar (c)  
**1948** Buddy Rosar (c)\*, Joe Coleman (p)  
**1949** Eddie Joost (ss)\*, Lou Brissie (p), Alex Kellner (p)  
**1950** Ferris Fain (1b)  
**1951** Ferris Fain (1b)\*, Bobby Shantz (p)  
**1952** Ferris Fain (1b), Bobby Shantz (p), Eddie Joost (ss)  
**1953** Gus Zernial (of)\*, Eddie Robinson (1b)  
**1954** Jim Finigan (3b)  
**1955** Jim Finigan (3b)\*, Vic Power (1b)  
**1956** Harry Simpson (of), Vic Power (1b)  
**1957** Joe DeMaestri (ss)  
**1958** Bob Cerv (of)\*  
**1959** Harry Craft (coach), Bud Daley (p), Roger Maris (of)\*\*\*\*  
**1960** Bud Daley (p)  
**1961** Dick Howser (ss)  
**1962** Norm Siebern (1b), Hank Bauer (coach)\*\*\*\*  
**1963** Norm Siebern (1b-of)  
**1964** John Wyatt (p)  
**1965** John O'Donoghue (p)  
**1966** Jim Hunter (p)  
**1967** Jim Hunter (p)  
**1968** Bert Campaneris (ss), Rick Monday (of), John Odom (p)  
**1969** Sal Bando (3b)\*, Reggie Jackson (of)\*, John Odom (p)  
**1970** Jim Hunter (p)  
**1971** Vida Blue (p), Dave Duncan (c), Reggie Jackson (of)  
**1972** Dick Williams (coach), Sal Bando (3b), Bert Campaneris (ss), Ken Holtzman (p), Jim Hunter (p), Reggie Jackson (of)\*, Joe Rudi (of)  
**1973** Dick Williams (manager), Sal Bando (3b), Bert Campaneris (ss), Rollie Fingers (p), Ken Holtzman (p), Jim Hunter (p), Reggie Jackson (of)\*  
**1974** Sal Bando (3b), Bert Campaneris (ss)\*, Rollie Fingers (p), Jim Hunter (p), Reggie Jackson (of)\*, Joe Rudi (of)  
**1975** Alvin Dark (manager), Wes Stock (coach), Vida Blue (p), Bert Campaneris (ss)\*, Rollie Fingers (p), Reggie Jackson (of)\*, Joe Rudi (of)\*, Gene Tenace (c), Claudell Washington (of)  
**1976** Rollie Fingers (p), Phil Garner (2b)  
**1977** Wayne Gross (3b)  
**1978** Matt Keough (p)

**1979** Jeff Newman (c)  
**1980** Rickey Henderson (of)  
**1981** Tony Armas (of), Mike Norris (p)  
**1982** Billy Martin (manager), Art Fowler (coach), Jackie Moore (coach), Rickey Henderson (of)\*  
**1983** Rickey Henderson (of)  
**1984** Bill Caudill (p), Rickey Henderson (of), Jackie Moore (coach)  
**1985** Jay Howell (p)  
**1986** Jose Canseco (of)  
**1987** Tony La Russa (coach), Rene Lachemann (coach), Jay Howell (p), Mark McGwire (1b)  
**1988** Jose Canseco (of)\*, Dennis Eckersley (p), Carney Lansford (3b), Mark McGwire (1b)\*, Terry Steinbach (c)\*  
**1989** Tony La Russa (manager), Dave Duncan (coach), Art Kusnyer (coach), Jose Canseco (of)\*\*\*, Mark McGwire (1b)\*, Mike Moore (p), Terry Steinbach (c)\*, Dave Stewart (p)\*  
**1990** Tony La Russa (manager), Dave Duncan (coach), Dave McKay (coach), Jose Canseco (of)\*, Dennis Eckersley (p), Rickey Henderson (of)\*, Mark McGwire (1b)\*, Bob Welch (p)\*  
**1991** Tony La Russa (manager), Dave Duncan (coach), Rene Lachemann (coach), Tommie Reynolds (coach), Harold Baines (of), Dennis Eckersley (p), Dave Henderson (of)\*, Rickey Henderson (of)\*, Mark McGwire (1b)\*\*  
**1992** Jose Canseco (of)\*\*\*, Dennis Eckersley (p), Mark McGwire (1b)\*  
**1993** Terry Steinbach (c)  
**1994** Ruben Sierra (of)  
**1995** Mark McGwire (1b)\*\*\*, Steve Ontiveros (rhp)  
**1996** Mark McGwire (1b)  
**1997** Mark McGwire (1b)  
**1998** Art Howe (coach), Ben Grieve (of)  
**1999** John Jaha (1b)  
**2000** Jason Giambi (1b)\*, Tim Hudson (rhp), Jason Isringhausen (rhp)  
**2001** Jason Giambi (1b)  
**2002** Miguel Tejada (ss), Barry Zito (lhp)  
**2003** Ramon Hernandez (c), Keith Foulke (rhp), Mark Mulder (lhp), Barry Zito (lhp)\*\*\*\*\*  
**2004** Mark Mulder (lhp)\*, Tim Hudson (rhp)\*\*\*  
**2005** Justin Duchscherer (rhp), Ken Macha (coach)  
**2006** Barry Zito (lhp)  
**2007** Dan Haren (rhp)\*  
**2008** Justin Duchscherer (rhp)  
**2009** Andrew Bailey (rhp)  
**2010** Andrew Bailey (rhp), Trevor Cahill (rhp)\*\*\*\*\*, Bob Geren (coach)  
**2011** Gio Gonzalez (lhp)

\* All-Star Game Starters

\*\* Elected Starter, Injured

\*\*\* Injured, did not play

\*\*\*\* Second game addition

\*\*\*\*\* Ineligible List, did not play



# OAKLAND ATHLETICS IN SEASON OPENERS

Year	Date	Opponent	W-L	Score	WP	LP	Attendance
1968	April 10	at Baltimore	L	1-3	Phoebus	Hunter	22,050
1969	April 8	Chicago	W	5-2	Odom	Peters	23,610
1970	April 7	at Kansas City	W	6-4	Odom	Bunker	18,127
1971	April 5	at Washington	L	0-8	Bosman	Blue	45,061
1972	April 15	Minnesota	W	4-3 (11)	Locker	LaRoche	9,912
1973	April 6	Minnesota	L	3-8	Blyleven	Hunter	37,972
1974	April 4	at Texas	W	7-2	Hunter	Bibby	21,907
1975	April 8	Chicago	W	3-2	Blue	Wood	17,474
1976	April 9	at California	W	5-2	Torrez	Tanana	30,094
1977	April 9	Minnesota	W	7-4	Torrez	Schuler	12,562
1978	April 7	at California	L	0-1	Tanana	Langford	29,194
1979	April 6	Minnesota	L	3-5	Goltz	Langford	10,387
1980	April 10	Minnesota	L	7-9 (12)	Corbett	McCatty	24,415
1981	April 9	at Minnesota	W	5-1	Norris	Koosman	42,658
1982	April 6	California	W	3-2 (11)	Jones	Aase	48,348
1983	April 4	Cleveland	L	5-8	Sutcliffe	Langford	34,831
1984	April 3	Milwaukee	W	6-5	Burgmeier	Fingers	45,398
1985	April 9	at Seattle	L	3-6	Moore	Codioli	37,161
1986	April 8	Minnesota	L	2-3	Viola	Codioli	44,726
1987	April 7	at Minnesota	L	4-5 (10)	Frazier	Krueger	43,548
1988	April 4	Seattle	W	4-1	Stewart	Langston	45,333
1989	April 3	Seattle	W	3-2	Stewart	Langston	46,163
1990	April 9	Minnesota	W	8-3	Stewart	Anderson	45,207
1991	April 9	Minnesota	W	7-2	Stewart	Morris	44,373
1992	April 6	Kansas City	W	5-3	Honeycutt	Aquino	44,078
1993	April 5	Detroit	W	9-4	Welch	Moore	43,370
1994	April 5	at Milwaukee	L	7-11	Kiefer	Ontiveros	52,012
1995	April 26	at Toronto	L	1-13	Cone	Stewart	50,426
1996	April 1	vs. Toronto*	L	6-9	Hanson	Reyes	7,292
1997	April 2	Cleveland	L	7-9	Kline	Wengert	41,332
1998	April 1	Boston	L	0-2	Martinez	Candiotti	36,915
1999	April 4	New York	W	5-3 (8)	Mathews	Stanton	46,380
2000	April 3	Detroit	L	4-7	Nomo	Appier	53,498
2001	April 2	at Seattle	L	4-5	Rhodes	Mecir	45,911
2002	April 1	Texas	W	8-3	Mulder	Park	43,908
2003	April 1	Seattle	W	5-0	Hudson	Garcia	41,723
2004	April 5	Texas	W	5-4	Bradford	Nelson	45,122
2005	April 4	at Baltimore	L	0-4	Lopez	Zito	48,271
2006	April 3	New York	L	2-15	Johnson	Zito	35,077
2007	April 2	at Seattle	L	0-4	Hernandez	Haren	46,002
2008	March 25	vs. Boston**	L	5-6 (10)	Okajima	Street	44,628
2009	April 6	at Los Angeles	L	0-3	Saunders	Braden	43,220
2010	April 5	Seattle	L	3-5	League	Ziegler	30,686
2011	April 1	Seattle	L	2-6	Hernandez	Breslow	36,067

\*Las Vegas, Nev.

\*\*Tokyo, Japan

Overall Record: 20-24 (Oakland 16-11, Road 4-11, Las Vegas 0-1, Tokyo 0-1)

## OAKLAND A'S OPENING DAY TRIVIA

### Youngest Opening Day Starters

Claudell Washington, LF (1975)	20 yrs, 220 days
Rickey Henderson, LF (1980)	21 yrs, 106 days
Eric Chavez, 3B (1999)	21 yrs, 119 days
Claudell Washington, RF (1976)	21 yrs, 221 days
Vida Blue, P (1971)	21 yrs, 251 days
Jose Canseco, LF (1986)	21 yrs, 280 days
Reggie Jackson, RF (1968)	21 yrs, 327 days
Ben Grieve, RF (1998)	21 yrs, 332 days

Reggie Jackson, DH (1987)	40 yrs, 324 days
Tom Candiotti, P (1998)	40 yrs, 213 days
Joe Morgan, 2B (1984)	40 yrs, 196 days
Tony Phillips, 2B (1999)	39 yrs, 344 days
Randy Velarde, 2B (2002)	39 yrs, 128 days
Rickey Henderson, LF (1998)	39 yrs, 97 days
Don Baylor, DH (1988)	38 yrs, 281 days
Mike Piazza, DH (2007)	38 yrs, 209 days
Dave Stewart, P (1995)	38 yrs, 66 days

### Oldest Opening Day Starters

# OAKLAND A'S OPENING DAY LINEUPS

## 1968

Campaneris . . . SS  
R. Jackson . . . RF  
Bando . . . . . 3B  
Webster . . . . . 1B  
Donaldson . . . 2B  
Pagliaroni . . . C  
Gosger . . . . . LF  
Monday . . . . . CF  
Hunter . . . . . P

## 1969

Campaneris . . . SS  
R. Jackson . . . RF  
Hershberger . . LF  
Bando . . . . . 3B  
Cater . . . . . 1B  
Green . . . . . 2B  
Monday . . . . . CF  
Duncan . . . . . C  
Odom . . . . . P

## 1970

Campaneris . . . SS  
Monday . . . . . CF  
F. Alou . . . . . LF  
R. Jackson . . . RF  
Bando . . . . . 3B  
Mincher . . . . . 1B  
Green . . . . . 2B  
Fernandez . . . C  
Odom . . . . . P

## 1971

Campaneris . . . SS  
F. Alou . . . . . LF  
R. Jackson . . . RF  
Mincher . . . . . 1B  
Bando . . . . . 3B  
Monday . . . . . CF  
Duncan . . . . . C  
Green . . . . . 2B  
Blue . . . . . P

## 1972

Campaneris . . . SS  
Rudi . . . . . LF  
R. Jackson . . . RF  
Bando . . . . . 3B  
Epstein . . . . . 1B  
B. Brooks . . . . CF  
Duncan . . . . . C  
Green . . . . . 2B  
Holtzman . . . . P

## 1973

North . . . . . DH  
Maxvill . . . . . SS  
Rudi . . . . . LF  
R. Jackson . . . RF  
Bando . . . . . 3B  
Tenace . . . . . 1B  
Conigliaro . . . CF  
Fosse . . . . . C  
Green . . . . . 2B  
Hunter . . . . . P

## 1974

North . . . . . CF  
Campaneris . . . SS  
Bando . . . . . 3B  
R. Jackson . . . RF  
Tenace . . . . . 1B  
Rudi . . . . . LF  
D. Johnson . . . DH  
Fosse . . . . . C  
Green . . . . . 2B  
Hunter . . . . . P

## 1975

North . . . . . CF  
Campaneris . . . SS  
Bando . . . . . 3B  
R. Jackson . . . RF  
Rudi . . . . . 1B  
B. Williams . . . DH  
Tenace . . . . . C  
C. Washington . LF  
Garner . . . . . 2B  
Blue . . . . . P

## 1976

North . . . . . CF  
Campaneris . . . SS  
C. Washington . RF  
Baylor . . . . . 1B  
Rudi . . . . . LF  
Bando . . . . . 3B  
Tenace . . . . . C  
B. Williams . . . DH  
Garner . . . . . 2B  
M. Torrez . . . . . P

## 1977

North . . . . . CF  
Scott . . . . . 2B  
Page . . . . . LF  
Allen . . . . . 1B  
Sanguillen . . . C  
Gross . . . . . 3B  
E. Williams . . . DH  
Armas . . . . . RF  
Picciolo . . . . . SS  
M. Torrez . . . . . P

## 1978

Dilone . . . . . LF  
North . . . . . CF  
Thomasson . . . 1B  
Armas . . . . . RF  
G. Alexander . . DH  
Essian . . . . . C  
Gross . . . . . 3B  
Guerrero . . . . SS  
Staggs . . . . . 2B  
Langford . . . . . P

## 1979

Burke . . . . . LF  
Dilone . . . . . RF  
Page . . . . . DH  
Newman . . . . . C  
Revering . . . . 1B  
Edwards . . . . 2B  
Armas . . . . . CF  
Kluttz . . . . . 3B  
Picciolo . . . . . SS  
Langford . . . . . P

## 1980

Henderson . . . . LF  
Murphy . . . . . CF  
Heath . . . . . C  
Newman . . . . . 1B  
Essian . . . . . DH  
Armas . . . . . RF  
Guerrero . . . . SS  
Kluttz . . . . . 3B  
Picciolo . . . . . 2B  
Langford . . . . . P

## 1981

Henderson . . . . LF  
Murphy . . . . . CF  
C. Johnson . . . DH  
Armas . . . . . RF  
Heath . . . . . C  
Newman . . . . . 1B  
Babitt . . . . . 2B  
McKay . . . . . 3B  
Picciolo . . . . . SS  
Norris . . . . . P

## 1982

Henderson . . . . LF  
Murphy . . . . . CF  
Meyer . . . . . DH  
Armas . . . . . RF  
Gross . . . . . 3B  
Spencer . . . . . 1B  
Lopes . . . . . 2B  
Kearney . . . . . C  
Stanley . . . . . SS  
Langford . . . . . P

## 1983

Henderson . . . . LF  
Davis . . . . . RF  
Lansford . . . . 3B  
Murphy . . . . . CF  
Burroughs . . . . DH  
Moore . . . . . 1B  
Lopes . . . . . 2B  
Kearney . . . . . C  
Phillips . . . . . SS  
Langford . . . . . P

## 1984

Henderson . . . . LF  
Murphy . . . . . CF  
Morgan . . . . . 2B  
Lansford . . . . 3B  
Bochte . . . . . 1B  
Kingman . . . . . DH  
Davis . . . . . RF  
Heath . . . . . C  
Hill . . . . . SS  
McCatty . . . . . P

## 1985

Collins . . . . . LF  
Lansford . . . . 3B  
Murphy . . . . . CF  
Kingman . . . . . DH  
Bochte . . . . . 1B  
Heath . . . . . C  
Davis . . . . . RF  
Hill . . . . . 2B  
Griffin . . . . . SS  
Codirolì . . . . . P

## 1986

Phillips . . . . . 2B  
Murphy . . . . . CF  
Baker . . . . . DH  
Kingman . . . . . 1B  
Canseco . . . . . LF  
Lansford . . . . 3B  
Davis . . . . . RF  
Griffin . . . . . SS  
Tettleton . . . . C  
Codirolì . . . . . P

## 1987

Davis . . . . . RF  
Phillips . . . . . 2B  
Lansford . . . . 3B  
Canseco . . . . . LF  
Jackson . . . . . DH  
Murphy . . . . . CF  
R. Nelson . . . . 1B  
Tettleton . . . . C  
Griffin . . . . . SS  
Young . . . . . P

## 1988

Phillips . . . . . 2B  
Lansford . . . . 3B  
Canseco . . . . . RF  
McGwire . . . . . 1B  
Parker . . . . . LF  
Henderson . . . . CF  
Baylor . . . . . DH  
Steinbach . . . . C  
Weiss . . . . . SS  
Stewart . . . . . P

## 1989

Phillips . . . . . LF  
D. Henderson . . CF  
Lansford . . . . 3B  
McGwire . . . . . 1B  
Steinbach . . . . C  
Parker . . . . . DH  
Hubbard . . . . . 2B  
Javier . . . . . RF  
Weiss . . . . . SS  
Stewart . . . . . P

## 1990

R. Henderson . . LF  
Lansford . . . . 3B  
Canseco . . . . . RF  
McGwire . . . . . 1B  
D. Henderson . . CF  
Steinbach . . . . C  
Javier . . . . . DH  
Gallego . . . . . 2B  
Weiss . . . . . SS  
Stewart . . . . . P

## 1991

R. Henderson . . LF  
D. Henderson . . CF  
Canseco . . . . . RF  
Baines . . . . . DH  
Steinbach . . . . C  
McGwire . . . . . 1B  
Riles . . . . . 3B  
Weiss . . . . . SS  
Gallego . . . . . 2B  
Stewart . . . . . P

## 1992

R. Henderson . . LF  
Wilson . . . . . CF  
Canseco . . . . . RF  
Baines . . . . . DH  
McGwire . . . . . 1B  
Steinbach . . . . C  
Lansford . . . . 3B  
Bordick . . . . . SS  
Blankenship . . . 2B  
Stewart . . . . . P

**1993**

R. Henderson . . . LF  
 D. Henderson . . . CF  
 Sierra . . . . . RF  
 McGwire . . . . . 1B  
 Neel . . . . . DH  
 Steinbach . . . . . C  
 Browne . . . . . 3B  
 Bordick . . . . . SS  
 Blankenship . . . 2B  
 Welch . . . . . P

**1994**

Henderson . . . . . LF  
 Javier . . . . . CF  
 Sierra . . . . . RF  
 McGwire . . . . . 1B  
 Gates . . . . . 2B  
 Neel . . . . . DH  
 Steinbach . . . . . C  
 Brosius . . . . . 3B  
 Bordick . . . . . SS  
 Witt . . . . . P

**1995**

Henderson . . . . . LF  
 Javier . . . . . CF  
 Berroa . . . . . DH  
 Sierra . . . . . RF  
 McGwire . . . . . 1B  
 Steinbach . . . . . C  
 Brosius . . . . . 3B  
 Gallego . . . . . 2B  
 Bordick . . . . . SS  
 Stewart . . . . . P

**1996**

Young . . . . . CF  
 Gates . . . . . 2B  
 Giambi . . . . . 1B  
 Berroa . . . . . DH  
 Plantier . . . . . LF  
 Muñoz . . . . . RF  
 Steinbach . . . . . C  
 Lovullo . . . . . 3B  
 Bordick . . . . . SS  
 Reyes . . . . . P

**1997**

Batista . . . . . SS  
 Brosius . . . . . 3B  
 Canseco . . . . . RF  
 McGwire . . . . . 1B  
 Berroa . . . . . DH  
 Giambi . . . . . LF  
 Young . . . . . CF  
 Spiezio . . . . . 2B  
 Williams . . . . . C  
 Blench . . . . . P

**1998**

Henderson . . . . . LF  
 Magadan . . . . . 3B  
 Grieve . . . . . RF  
 Stairs . . . . . DH  
 Giambi . . . . . 1B  
 Spiezio . . . . . 2B  
 Hinch . . . . . C  
 McDonald . . . . . CF  
 Bournigal . . . . . SS  
 Candiotti . . . . . P

**1999**

Phillips . . . . . 2B  
 McDonald . . . . . CF  
 Giambi . . . . . DH  
 Stairs . . . . . RF  
 Jaha . . . . . 1B  
 Grieve . . . . . LF  
 Chavez . . . . . 3B  
 Hinch . . . . . C  
 Tejada . . . . . SS  
 Heredia . . . . . P

**2000**

Becker . . . . . CF  
 Tejada . . . . . SS  
 Giambi, Ja. . . . . 1B  
 Jaha . . . . . DH  
 Stairs . . . . . RF  
 Grieve . . . . . LF  
 Hernandez . . . . . C  
 Chavez . . . . . 3B  
 Menechino . . . . 2B  
 Appier . . . . . P

**2001**

Damon . . . . . LF  
 Ortiz . . . . . 2B  
 Giambi, Ja. . . . . 1B  
 Saenz . . . . . DH  
 Chavez . . . . . 3B  
 Tejada . . . . . SS  
 Long . . . . . CF  
 Giambi, Je. . . . . RF  
 Hernandez . . . . . C  
 Prieto . . . . . P

**2002**

Giambi, Je. . . . . LF  
 Velarde . . . . . 2B  
 Hatteberg . . . . . DH  
 Justice . . . . . RF  
 Chavez . . . . . 3B  
 Tejada . . . . . SS  
 Long . . . . . CF  
 Hernandez . . . . . C  
 Pena . . . . . 1B  
 Mulder . . . . . P

**2003**

Ellis . . . . . 2B  
 Hatteberg . . . . . 1B  
 Tejada . . . . . SS  
 Chavez . . . . . 3B  
 Dye . . . . . RF  
 Durazo . . . . . DH  
 Long . . . . . LF  
 Hernandez . . . . . C  
 Singleton . . . . . CF  
 Hudson . . . . . P

**2004**

Kotsay . . . . . CF  
 Kietly . . . . . LF  
 Chavez . . . . . 3B  
 Dye . . . . . RF  
 Durazo . . . . . DH  
 Karros . . . . . 1B  
 Crosby . . . . . SS  
 Miller . . . . . C  
 Scutaro . . . . . 2B  
 Hudson . . . . . P

**2005**

Kotsay . . . . . CF  
 Kendall . . . . . C  
 Chavez . . . . . 3B  
 Durazo . . . . . DH  
 Hatteberg . . . . . 1B  
 Byrnes . . . . . LF  
 Crosby . . . . . SS  
 Swisher . . . . . RF  
 Ellis . . . . . 2B  
 Zito . . . . . P

**2006**

Ellis . . . . . 2B  
 Kotsay . . . . . CF  
 Crosby . . . . . SS  
 Chavez . . . . . 3B  
 Thomas . . . . . DH  
 Bradley . . . . . RF  
 Payton . . . . . LF  
 Kendall . . . . . C  
 Swisher . . . . . 1B  
 Zito . . . . . P

**2007**

Kendall . . . . . C  
 Stewart . . . . . LF  
 Bradley . . . . . CF  
 Piazza . . . . . DH  
 Chavez . . . . . 3B  
 Swisher . . . . . 1B  
 Crosby . . . . . SS  
 Buck . . . . . RF  
 Ellis . . . . . 2B  
 Haren . . . . . P

**2008**

Buck . . . . . RF  
 Ellis . . . . . 2B  
 Barton . . . . . 1B  
 Cust . . . . . DH  
 Brown . . . . . LF  
 Crosby . . . . . SS  
 Hannahan . . . . . 3B  
 Suzuki . . . . . C  
 R. Sweeney . . . . . CF  
 Blanton . . . . . P

**2009**

Sweeney . . . . . CF  
 Cabrera . . . . . SS  
 Giambi . . . . . DH  
 Holliday . . . . . LF  
 Garciparra . . . . 1B  
 Chavez . . . . . 3B  
 Suzuki . . . . . C  
 Cust . . . . . RF  
 Ellis . . . . . 2B  
 Braden . . . . . P

**2010**

Davis . . . . . CF  
 Barton . . . . . 1B  
 Sweeney . . . . . RF  
 Kouzmanoff . . . . 3B  
 Suzuki . . . . . C  
 Chavez . . . . . DH  
 Ellis . . . . . 2B  
 Buck . . . . . LF  
 Pennington . . . . . SS  
 Sheets . . . . . P

**2011**

Crisp . . . . . CF  
 Barton . . . . . 1B  
 DeJesus . . . . . RF  
 Willingham . . . . LF  
 Matsui . . . . . DH  
 Suzuki . . . . . C  
 Ellis . . . . . 2B  
 Kouzmanoff . . . . 3B  
 Pennington . . . . . SS  
 Cahill . . . . . P

**OAKLAND A'S OPENING DAY TRIVIA****Most Starts**

12 Rickey Henderson  
 11 Eric Chavez  
 9 Sal Bando  
 Reggie Jackson  
 Carney Lansford  
 Mark McGwire  
 Terry Steinbach  
 8 Bert Campaneris  
 Mark Ellis  
 Dwayne Murphy

**Most Starts by Position**

P: Stewart 6, Langford, 5, Hunter 3, Hudson 3  
 C: Steinbach 9, Heath 4, Hernandez 4,  
**Suzuki 4**  
 1B: McGwire 9, Giambi 4, **Barton 3**  
 2B: Ellis 8, Green 6, Phillips 4  
 3B: Chavez 10, Bando 9, Lansford 9  
 SS: Campaneris 8, Bordick 5, Tejada 5,  
 Crosby 5  
 LF: Henderson 12, Rudi 4, three with 2  
 CF: Murphy 8, North 5, D. Henderson 5  
 RF: Jackson 8, Armas 5, Canseco 5, Davis 5  
 DH: Berroa 3, Durazo 3, five with 2

**Most Consecutive Starts**

P: 5 Stewart (1988-92)  
 C: 9 Steinbach (1988-96)  
 1B: 8 McGwire (1988-95)  
 2B: 7 Ellis (2005-11)  
 3B: 9 Bando (1968-76), Chavez (1999-2007)  
 SS: 5 Campaneris (1968-72), Bordick  
 (1992-96), Tejada (1999-03), Crosby  
 (2004-08)  
 LF: 6 Henderson (1990-95)  
 CF: 8 Murphy (1980-87)  
 RF: 8 Jackson (1968-75)  
 DH: 3 Berroa (1995-97), Durazo (2003-05)

# THE CHAMPIONSHIP YEARS

**1910:** Finished with a 102-48 record and outdistanced the New York Highlanders by 14.5 games in the American League standings... defeated the Chicago Cubs in five games to win the first of five World Championships in Philadelphia...102 wins set a new American League record...opened the season in Washington in a game attended by President William Howard Taft, who honored the game by throwing out the first ball, setting a precedent which was followed by each of his successors until the Senators left Washington following the 1971 season...the pitching staff, headlined by Jack Coombs, Chief Bender, Cy Morgan and Eddie Plank, finished with a 1.79 ERA... Coombs emerged as the ace of the pitching staff and finished with a 31-9 record and a 1.30 ERA, including 13 shutouts...compiled a 46-inning scoreless streak during the season...the infield of Stuffie McInnis, Eddie Collins, Jack Barry, and Frank Baker would become known as the "\$100,000 Infield"...won the first three games of the World Series before the Cubs took game four, 4-3 in 10 innings...Coombs won his third game of the series in Game 5, out pitching Mordecai Brown to lift the A's to their first world title.



**1910 PHILADELPHIA ATHLETICS** – Front row: Topsy Hartsel, Stuffie McInnis, Tom Atkins, Harry Krause, bat boy Louis Van Zelt, Jim Dygert, Eddie Collins, Jack Barry and Pat Livingston; Second row: Rube Oldring, Bris Lord, Danny Murphy, Manager Connie Mack, Eddie Plank, Jack Lapp and Amos Strunk; Top row: Harry Davis, Frank Baker, Jack Coombs, Ira Thomas, Chief Bender, Ben Hauser, Claude Derrick, Cy Morgan and Pat Donohue.

**1911:** Dominated the American League for the second straight season, finishing with a 101-50 record...defeated the New York Giants in six games to capture a second straight world championship...offense was paced by Eddie Collins, Frank Baker, Stuffie McInnis, Eddie Murphy and Bris Lord...Baker captured the American League home run title with 11 round trippers, earning him the nickname "Home Run" Baker...clinched the pennant on Sept. 26 with an 11-5 win over Detroit at Shibe Park, as Baker hit two doubles and two home runs...faced the New York Giants in the World Series in a rematch of the 1905 Fall Classic, won by the Giants...Christy Mathewson and Chief Bender square-off in Game 1, just as they did in the 1905 Series finale...a run-scoring double by New York's Josh Devore in the seventh inning breaks a 1-1 tie as the Athletics capture the first game...the A's won Game 2, 3-1, behind the pitching of Eddie Plank and a home run by Baker...A's took a 2-1 lead in the series for winning Game 3, 3-2 in 11 innings at the Polo Grounds...after heavy rains forced postponement of the series for a week, the A's captured Game 4 at Shibe Park, 4-2, as Bender outdueled Mathewson...the Giants staved off elimination by winning Game 5 at the Polo Grounds, 4-3 in 10 innings...the A's routed the Giants, 13-2 in Game 6 to capture their second straight World Series title.



**1911 PHILADELPHIA ATHLETICS** – Front row: Topsy Hartsel, Doc Martin, Dave Danforth, Louis Van Zeldt (mascot), Stuffie McInnis, Eddie Collins, Jack Barry; Row two: Rube Oldring, Bris Lord, Danny Murphy, Manager Connie Mack, Eddie Plank, Jack Lapp, Amos Strunk; Top row: Harry Davis, Frank Baker, Jack Coombs, Harry Krause, Ira Thomas, Chief Bender, Claude Derrick, Cy Morgan, Padding Livingston

**1913:** The Athletics post a 96-57 regular season record and outdistanced Washington by six and a half games to reclaim the American League pennant...defeated the New York Giants in five games to capture their third World Series title in four years...moved into first place in April and stayed atop the AL standings the rest of the way...Jack Coombs, three years removed from a 31-win season, missed the entire campaign with typhoid fever...Chief Bender (21-10), Eddie Plank (18-10), Boardwalk Brown (17-11), Byron "Duke" Houck (14-6) and rookie "Bullet" Joe Bush (14-6) anchored the pitching staff...the "\$100,000 Infield" turned in another

er solid season...Frank Baker hit .336 to go along with an American League-best 12 home runs and 117 RBI...Stuffy McInnis hit .324 with 90 RBI, Collins finished with a .345 average while Barry batted .275...the Athletics and Giants split the first two games of the series before the A's win Games 3, 4 and 5 to capture their third World Series title.

**1929:** Behind a high-powered offense that featured six .300 hitters and the league's best pitching staff paced by Lefty Grove and George Earnshaw, the A's finish with a 104-46 record and capture the American League pennant by 18 games over the New York Yankees...defeat the Chicago Cubs

in five games to win their fourth World Series title...the championship is the culmination of a long journey back to the top of the baseball world for Connie Mack's club...after winning the 1914 pennant, the A's spent the next seven seasons in the AL cellar before finishing seventh in 1922...finished sixth in 1923, fifth in '24, second in '25, third in '26 and second in '27 and '28 before winning the pennant in 1929...Al Simmons leads the American League with 157 RBI and finishes second with a .365 batting average...Jimmie Foxx hits .354 with 33 home runs while catcher Mickey Cochrane finishes with a .331 average...Bing Miller (.335), Jimmy Dykes (.327) and Mule Haas (.313) also top the .300 mark for the season...Earnshaw (24-8, 3.29) and Grove (20-6, 2.81) combine for 44 wins.

**1930:** After posting a 102-52 regular season record, the Athletics successfully defend their World Championship by defeating a hard-nosed St. Louis Cardinals team in six games...offensively, Al Simmons leads the AL with a .381 average to go along with 36 home runs...Jimmie Foxx hits .335 and his 37 home runs rank tied for third in the league behind Babe Ruth (49) and Lou Gehrig (41)...Mickey Cochrane finishes the year with a .357 average...Lefty Grove posts a 28-5 record to go along with a 2.54 ERA while George Earnshaw finishes with a 22-13 record and a 4.44 ERA...the 1931 Athletics won a franchise record 107 games, but were denied a third straight championship after losing to the St. Louis Cardinals in a seven-game World Series...after finishing second in 1932 and third in 1933, the A's would average 92 losses a season for the next 21 years before relocating to Kansas City for the 1955 season.

**1972:** The Swingin' A's finished with a 93-62 regular season record and held off the Chicago White Sox to capture a second straight American League West title...defeated the Detroit Tigers in five games in the American League Championship Series to advance to the World Series, where they defeated the heavily-favored Cincinnati Reds in seven games...the pitching staff, led by Jim "Catfish" Hunter (21-7), Ken Holtzman (19-11), John "Blue Moon" Odom (15-6) and closer Rollie Fingers (11-9, 21 saves), finished second in the American League with a 2.58

ERA...a contract dispute forced Vida Blue, who won both the AL Cy Young Award and league MVP honors a year before, to miss spring training and he did not make his first start until May 28th...led by Mike Epstein (26) and Reggie Jackson (25), the A's led the American League with 134 home runs...Jackson tore a hamstring muscle in the fifth game of the ALCS vs. Detroit and was sidelined for the World Series...Gene Tenace, who hit just .225 with five home runs during the regular season, hits a then-Fall Classic record four home runs to go along with a .348 average to earn World Series MVP honors.



**1913 PHILADELPHIA ATHLETICS** – Front row: Byron Houck, Eddie Murphy, Eddie Plank, Amos Strunk, Danny Murphy, Jimmy Walsh, John Taff; Middle row: Tom Daley, Wally Schang, Jack Lapp, Boardwalk Brown, Chief Bender, Weldon Wyckoff, Harry Davis, Billy Orr; Top row: Joe Bush, Stuffy McInnis, Jack Barry, Eddie Collins, Frank Baker, Manager Connie Mack, Rube Oldring, Ira Thomas



**1929 PHILADELPHIA ATHLETICS** – Front row: Mule Haas, Joe Boley, Homer Summa, Walter French, Carroll Yerkes, Earl Mack, Eddie Collins, Jim Cronin, Sammy Hale, Max Bishop; Middle row: Charlie Perkins, Eddie Rommel, Jimmy Foxx, Trainer E.E. Ebling, Business Manager R. Von Ohl, Manager Connie Mack, President Thomas Shibe, Kid Gleason, Howard Ehmke, Jimmy Dykes, Mickey Cochrane; Top row: Bill Shores, Bevo Lebourveau, George Burns, Lefty Grove, Rube Walberg, Steve Pflueger, George Earnshaw, Al Simmons, Bing Miller, Bill Breckinridge, Jack Quinn



## The Championship Years, continued

1973: The A's claim their third straight AL West title with a 94-68 record and dispatch the Baltimore Orioles to win a hard-fought five-game ALCS...defeat the New York Mets in seven games to capture a second straight World Championship... Reggie Jackson leads the American League in home runs (32) and RBI (117) and hits .293 to earn AL MVP honors...after hitting just .143 against Baltimore in the ALCS, Jackson earns World Series MVP honors after hitting .310 with three doubles, a triple and a home run against the Mets... third baseman Sal Bando hits .287 with 29 home runs and 98 RBI while playing all 162 games at third base... All-Star shortstop Campy Campaneris

reaches the 150-hit plateau for the second consecutive season and for the sixth time in 10 years...hit .333 vs. Baltimore and set then-ALCS records for total bases (14) and stolen bases (3) and ties an ALCS record with two home runs...hit .290 with six runs, three stolen bases, a triple and home run vs. the Mets in the World Series... Dick Green bounces back from an injury-plagued 1972 campaign to set a then-Oakland record for highest fielding percentage by a second baseman (.988)...Bill North, acquired in a trade with the Cubs in the off-season, emerges as the A's everyday center fielder, but a late season ankle injury forces him to miss both the ALCS and World Series... catcher Ray Fosse is acquired from Cleveland during spring training and establishes career highs in games played (143), at bats (492), doubles (23) and triples (2)...pitching staff is paced by 20-game winners Catfish Hunter (21-5), Ken Holtzman (21-13) and Vida Blue (20-9)...Hunter posts his third straight 21-win season despite missing a month of the season with an injury...strung together 13-straight victories from June 2 to September 5... Hunter posted two wins over Baltimore in the ALCS, including a 3-0 shutout in Game 5...he kept his record perfect in World Series play, winning Game 6 against the Mets...Holtzman wins seven games in the month of May and finishes with four shutouts among his 16 complete games...after a slow start, Blue wins 11 of his last 13 decisions down the stretch to notch his second 20-win season in just his third full Major League season...Blue tossed a team-high four shutouts during the season...Manager Dick Williams resigns shortly after the season after failing to come to terms on a new contract.



**1930 PHILADELPHIA ATHLETICS** – Front row: Joe Boley, Max Bishop, Jimmy Dykes, Eddie Collins, Manager Connie Mack, Kid Gleason, Eddie Rommel, Al Simmons, Mickey Cochrane; Middle row: Ralph Perkins, Frank Higgins, Homer Summa, Jimmy Foxx, Dibrell Williams, Bing Miller, Lefty Grove, Jimmy Moore, Charlie Perkins; Top row: Trainer Dr. E. E. Ebling, Leroy Mahaffey, George Ernschaw, George Haas, William Shores, Wally Schang, Coach Earl Mack and Jack Quinn



**1972 OAKLAND A's** – Front row: Matty Alou, Mike Hegan, bat boy Ron Pieraldi, Tim Cullen, Dick Green; Second row: Travelling secretary Tom Corwin, Bert Campaneris, Angel Mangual, Coach Jerry Adair, Coach Bill Posedel, Manager Dick Williams, Coach Vern Hoscheit, Coach Irv Noren, John "Blue Moon" Odom, Ted Kubiak; Third row: Trainer Joe Romo, Reggie Jackson, Gonzalo Marquez, Joe Horlen, Darold Knowles, Gene Tenace, Dal Maxvill, Sal Bando, Dave Hamilton, Vida Blue, Frank Ciensczyk; Fourth row: Joe Rudi, Don Mincher, Ken Holtzman, Rollie Fingers, George Hendrick, Bob Locker, Mike Epstein, Dave Duncan, Jim "Catfish" Hunter

1974: Under new manager Alvin Dark, the A's defeat the Los Angeles Dodgers to claim their third straight World Series...finish the regular season with a 90-72 record and win their fourth straight AL West title by five games over Texas...defeat the Baltimore Orioles in a four-game ALCS to set up the first ever All-California World Series against the Dodgers...Catfish Hunter captures the American League Cy Young Award after winning a career high 25 games to go along with a 2.49 ERA... Rollie Fingers makes a career high 76 appearances to set a then-Oakland record...he was named World Series MVP after chalking up a win, two saves and a 1.93 ERA in four appearances...Fingers earned the win in Game 1 as he worked 4.1 innings

in relief of Ken Holtzman...Campy Campaneris hits a career high .290 and steals over 30 bases for the 10th

straight season...Campy batted .353 in five World Series games against the Dodgers...Joe Rudi led the AL in doubles (39) and total bases (287) while finishing third in RBI (99), fourth in slugging (.484) and fifth in hits (174)...Sal Bando finishes second in the American League with 103 RBI... he hit game winning home runs in the second and third games of the ALCS vs. Baltimore...Reggie Jackson starts the season by batting .399 with 15 home runs and 42 RBI over the first 50 games...he made his fifth All-Star Game appearance in six years and amassed over 3.5 million votes in the fan balloting, nearly 800,000 more than runner up Hank Aaron...after a blazing start, Jackson hits just .239 with 14 home runs and 51 RBI over the final 104 games of the season... Claudell Washington made the jump from Double A to appear in 73 games and is named to Topps Rookie All-Star Team.



**1973 World Champion Oakland Athletics**

**1973 OAKLAND A's** – Front row: Reggie Jackson, Jim “Catfish” Hunter, Pat Bourque, batboy Ron Pieraldi, Dick Green, Vic Davalilo, Billy North; Second row: Bert Campaneris, Vida Blue, Paul Lindblad, Coach Jerry Adair, Coach Vern Hoscheit, Manager Dick Williams, Coach Irv Noren, Coach Wes Stock, Sal Bando, Gene Tenace; Third row: Trainer Joe Romo, traveling secretary Jim Bank, Angel Mangual, Jesus Alou, Joe Rudi, John “Blue Moon” Odum, Mike Andrews, Ted Kubiak, equipment manager Frank Ciensczyk; Fourth Row: Horacio Pina, Ken Holtzman, Deron Johnson, Rollie Fingers, Billy Conigliaro, Ray Fosse, Darold Knowles and Allan Lewis

**1989:** The A's posted a regular season mark of 99-63 and finished seven games ahead of Kansas City in the American League West Division...defeated Toronto in five games to win a second straight American League pennant...swept the San Francisco Giants in the “Battle of the Bay” World Series, which will always be remembered for the devastating earthquake that struck on Oct. 17 at 5:04 pm, just minutes before the first pitch of Game 3 at Candlestick Park...for the second straight season, won more regular season games than any team in the Majors... never led the AL West by more than 4.5 games until the final week and never were more than three games out of the division lead...were an injury-plagued team for the first four months of the season as 11 different players spent time on the disabled list, including Jose Canseco, Mark McGwire, Storm Davis, Walt Weiss, Dennis Eckersley and Bob Welch...pitching staff posted the lowest ERA in the American League (3.09) for the second straight season... tossed a Major League-best 20 shutouts on the year...starting pitchers Dave Stewart (21-9), Mike Moore (19-11), Storm Davis (19-7) and Bob Welch (17-8)—combined for a 76-35 record with a 3.25 ERA...Stewart became the first pitcher to string together three 20-win seasons since Hall of Famer Jim Palmer accomplished the feat from 1975-78...became just the second player in Oakland history to reel off three straight 20-win seasons...was the first since Catfish Hunter won 20 or more games during a four year stretch from 1971-74...was 4-0 in four postseason starts and earned World Series MVP honors...third baseman Carney Lansford set an Oakland single-season record with



**1974 World Champion Oakland Athletics**

**1974 OAKLAND A's** – Front row: Jim “Catfish” Hunter, Dal Maxvill, Angel Mangual, Jim Holt; Second row: Bert Campaneris, Paul Lindblad, Vida Blue, Coach Bob Hofman, Coach Bobby Winkles, Manager Alvin Dark, Coach Wes Stock, Coach Jerry Adair, Sal Bando, Ted Kubiak, Billy North; Third row: Trainer Joe Romo, Traveling secretary Jim Bank, Herb Washington, Reggie Jackson, Jesus Alou, Dave Hamilton, Glenn Abbott, Joe Rudi, Ray Fosse, Dick Green, Phil Garner, Equipment manager Frank Ciensczyk; Top row: Claudell Washington, Gene Tenace, Larry Haney, Ken Holtzman, Rollie Fingers, John “Blue Moon” Odum, Darold Knowles

a .336 batting average, which was the second best mark in the AL...offense received a tremendous boost when the team reacquired Oakland native Rickey Henderson in a trade with the New York Yankees on June 20th... Henderson hit .294 and reached base safely in 80 of the 85 games he played with Oakland down the stretch...tied Wade Boggs for the AL lead in runs scored (113) and topped the loop with a career high 126 walks...was named ALCS MVP after hitting .400 with 15 total bases, eight runs scored, five RBI and seven walks in five games vs. the Blue Jays...hit a combined .441 in nine postseason games... Dave Parker topped the team with 97 RBI to go along with 22 home runs... McGwire ranked third in the AL with



## The Championship Years, continued

33 home runs and ranked 10th in RBI (95)...Mike Gallego, who was thrust into the starting shortstop's role with Weiss sidelined for 65 games with an injury, finished the season with career highs in virtually every offensive category, including average (.252), runs (45), hits (90) home runs (3) and RBI (30)...Canseco, who won AL MVP honors the year before, missed the first 88 games of the season due to a stress fracture of the hook of the hamate bone in his left hand...despite missing the first half of the season, still managed to finish third on the team in homers (17) and fourth in RBI (57)...hit a tremendous home run in Game 4 of the ALCS off Mike Flanagan, a blast that carried into the fifth deck in Toronto's SkyDome.



**1989 OAKLAND A's** – In front: Bat Boy *Tori Lewis*, Bat Boy *Evan Mattraï*, Bat Boy *Brian Caskey*; Front row: *Mike Gallego*, *Jim Corsi*, *Felix Jose*, Hitting Coach *Merv Rettenmund*, First Base Coach *Dave McKay*, Third Base Coach *Rene Lachemann*, Manager *Tony La Russa*, Pitching Coach *Dave Duncan*, Bullpen Coach *Art Kusnyer*, Bench Coach *Tommy Reynolds*, *Glenn Hubbard*, *Matt Sinatro*, *Luis Polonia*, *Stan Javier*; Second row: Traveling Secretary *Mickey Morabito*, Equipment manager *Frank Ciensczyk*, *Jose Canseco*, *Storm Davis*, *Dennis Eckersley*, *Bob Welch*, *Carney Lansford*, *Mark McGwire*, *Eric Plunk*, *Dave Parker*, Trainer *Barry Weinberg*, Assistant Trainer *Larry Davis*; Top row: *Tony Phillips*, *Todd Burns*, *Brian Snyder*, *Dave Henderson*, *Ron Hassey*, *Greg Cadaret*, *Mike Moore*, *Dave Stewart*, *Walt Weiss*, *Gene Nelson*, *Terry Steinbach*, *Rick Honeycutt*, *Curt Young*

## ALL-TIME POSTSEASON RESULTS

### AMERICAN LEAGUE DIVISION SERIES

1981	Date	Site	W/L	Score	Winner	Loser	Save	Attendance
1	10/6	at Kansas City	W	4-0	NORRIS	LEONARD		40,592
2	10/7	at Kansas City	W	2-1	McCATTY	Jones		40,274
3	10/8	at Oakland	W	4-1	Langford	Gura	Beard	40,002
2000	Date	Site	W/L	Score	Winner	Loser	Save	Attendance
1	10/3	at Oakland	W	5-3	Heredia	Clemens	Isringhausen	47,360
2	10/4	at Oakland	L	0-4	Pettitte	Appier	Rivera	47,860
3	10/6	at New York	L	2-4	Hernandez	HUDSON	Rivera	56,606
4	10/7	at New York	W	11-1	Zito	Clemens		56,915
5	10/8	at Oakland	L	5-7	Stanton	Heredia	Rivera	41,170
2001	Date	Site	W/L	Score	Winner	Loser	Save	Attendance
1	10/10	at New York	W	5-3	Mulder	Clemens	Isringhausen	56,697
2	10/11	at New York	W	2-0	Hudson	Pettitte	Isringhausen	56,684
3	10/13	at Oakland	L	0-1	Mussina	Zito	Rivera	55,861
4	10/14	at Oakland	L	2-9	Hernandez	Lidle		43,681
5	10/15	at New York	L	3-5	Stanton	Mulder	Rivera	56,642
2002	Date	Site	W/L	Score	Winner	Loser	Save	Attendance
1	10/1	at Oakland	L	5-7	Radke	Lilly	Guardado	34,853
2	10/2	at Oakland	W	9-1	Mulder	Mays		31,953
3	10/4	at Minnesota	W	6-3	Zito	Reed	Koch	55,932
4	10/5	at Minnesota	L	2-11	Milton	Hudson		55,960
5	10/6	at Oakland	L	4-5	Radke	Mulder		32,146
2003	Date	Site	W/L	Score	Winner	Loser	Save	Attendance
1	10/1	at Oakland	W	5-4 (12)	Harden	Lowe		50,606
2	10/2	at Oakland	W	5-1	Zito	Wakefield		36,305
3	10/4	at Boston	L	1-3 (11)	Williamson	Harden		35,460
4	10/5	at Boston	L	4-5	Williamson	Foulke		35,048
5	10/6	at Oakland	L	3-4	Martinez	Zito	Lowe	49,397

2006	Date	Site	W/L	Score	Winner	Loser	Save	Attendance
1	10/3	at Minnesota	W	3-2	Zito	Santana	Street	55,542
2	10/4	at Minnesota	W	5-2	Calero	Neshek	Street	55,710
3	10/6	Minnesota	W	8-3	Haren	Radke		35,694

### AMERICAN LEAGUE CHAMPIONSHIP SERIES

1971	Date	Site	W/L	Score	Winner	Loser	Save	Attendance
1	10/3	at Baltimore	L	3-5	McNally	Blue	Watt	42,621
2	10/4	at Baltimore	L	1-5	CUELLAR	HUNTER		35,003
3	10/5	at Oakland	L	3-5	PALMER	Segui		33,176

1972	Date	Site	W/L	Score	Winner	Loser	Save	Attendance
1	10/7	at Oakland	W	3-2 (11)	Fingers	Lolich		29,536
2	10/8	at Oakland	W	5-0	ODOM	Fryman		31,088
3	10/10	at Detroit	L	0-3	COLEMAN	Holtzman		41,156
4	10/11	at Detroit	L	3-4 (10)	Hiller	Horlen		37,615
5	10/12	at Detroit	W	2-1	Odom	Fryman	Blue	50,276

1973	Date	Site	W/L	Score	Winner	Loser	Save	Attendance
1	10/6	at Baltimore	L	0-6	PALMER	Blue		41,279
2	10/7	at Baltimore	W	6-3	Hunter	McNally	Fingers	48,425
3	10/9	at Oakland	W	2-1 (11)	HOLTZMAN	CUELLAR		34,467
4	10/10	at Oakland	L	4-5	Jackson	Fingers		27,497
5	10/11	at Oakland	W	3-0	HUNTER	Alexander		24,265

1974	Date	Site	W/L	Score	Winner	Loser	Save	Attendance
1	10/5	at Oakland	L	3-6	Cuellar	Hunter		41,609
2	10/6	at Oakland	W	5-0	HOLTZMAN	McNally		42,810
3	10/8	at Baltimore	W	1-0	BLUE	PALMER		32,060
4	10/9	at Baltimore	W	2-1	Hunter	Cuellar	Fingers	28,136

1975	Date	Site	W/L	Score	Winner	Loser	Save	Attendance
1	10/4	at Boston	L	1-7	TIANT	Holtzman		35,578
2	10/5	at Boston	L	3-6	Moret	Fingers	Drago	35,578
3	10/7	at Oakland	L	3-5	Wise	Holtzman	Drago	49,358

1981	Date	Site	W/L	Score	Winner	Loser	Save	Attendance
1	10/13	at New York	L	1-3	John	Norris	Gossage	55,740
2	10/14	at New York	L	3-13	Frazier	McCatty		48,497
3	10/15	at Oakland	L	0-4	Righetti	Keough		47,302

1988	Date	Site	W/L	Score	Winner	Loser	Save	Attendance
1	10/5	at Boston	W	2-1	Honeycutt	HURST	Eckersley	34,104
2	10/6	at Boston	W	4-3	Nelson	Smith	Eckersley	34,605
3	10/8	at Oakland	W	10-6	Nelson	Boddicker	Eckersley	49,261
4	10/9	at Oakland	W	4-1	Stewart	Hurst	Eckersley	49,406

1989	Date	Site	W/L	Score	Winner	Loser	Save	Attendance
1	10/3	at Oakland	W	7-3	Stewart	Stieb		49,435
2	10/4	at Oakland	W	6-3	Moore	Stottlemire	Eckersley	49,444
3	10/6	at Toronto	L	3-7	Key	Davis		50,268
4	10/7	at Toronto	W	6-5	Welch	Flanagan	Eckersley	50,076
5	10/8	at Toronto	W	4-3	Stewart	Stieb	Eckersley	50,024

1990	Date	Site	W/L	Score	Winner	Loser	Save	Attendance
1	10/6	at Boston	W	9-1	Stewart	Andersen		35,192
2	10/7	at Boston	W	4-1	Welch	Harris	Eckersley	35,070
3	10/9	at Oakland	W	4-1	Moore	BODDICKER	Eckersley	49,026
4	10/10	at Oakland	W	3-1	Stewart	Clemens	Honeycutt	49,052

1992	Date	Site	W/L	Score	Winner	Loser	Save	Attendance
1	10/7	at Toronto	W	4-3	Russell	MORRIS	Eckersley	51,039
2	10/8	at Toronto	L	1-3	Cone	Moore	Henke	51,114
3	10/10	at Oakland	L	5-7	Guzman	Darling	Henke	46,911
4	10/11	at Oakland	L	6-7 (11)	Ward	Downs	Henke	47,732
5	10/12	at Oakland	W	6-2	STEWART	Cone		44,955
6	10/14	at Toronto	L	2-9	Guzman	Moore		51,335

## All-Time Postseason Results, continued

2006	Date	Site	W/L	Score	Winner	Loser	Save	Attendance
1	10/10	Detroit	L	1-5	Robertson	Zito		35,655
2	10/11	Detroit	L	5-8	Verlander	Loaiza	Jones	36,168
3	10/13	at Detroit	L	0-3	Rogers	Harden	Jones	41,669
4	10/14	at Detroit	L	3-6	Ledezma	Street		42,967

## WORLD SERIES

1905	Date	Site	W/L	Score	Winner	Loser	Save	Attendance
1	10/9	at Philadelphia	L	0-3	MATHEWSON	PLANK		17,955
2	10/10	at New York	W	3-0	BENDER	McGinnity		24,992
3	10/12	at Philadelphia	L	0-9	MATHEWSON	COAKLEY		10,991
4	10/13	at New York	L	0-1	McGINNITY	PLANK		13,598
5	10/14	at New York	L	0-2	MATHEWSON	BENDER		24,187

1910	Date	Site	W/L	Score	Winner	Loser	Save	Attendance
1	10/17	at Philadelphia	W	4-1	BENDER	Overall		26,891
2	10/18	at Philadelphia	W	9-3	COOMBS	Brown		24,597
3	10/20	at Chicago	W	12-5	COOMBS	McIntire		26,210
4	10/22	at Chicago	L	3-4 (10)	Brown	BENDER		19,150
5	10/23	at Chicago	W	7-2	COOMBS	BROWN		27,374

1911	Date	Site	W/L	Score	Winner	Loser	Save	Attendance
1	10/14	at New York	L	1-2	MATHEWSON	BENDER		38,281
2	10/16	at Philadelphia	W	3-1	PLANK	Marquard		26,286
3	10/17	at New York	W	3-2 (11)	COOMBS	MATHEWSON		37,216
4	10/24	at Philadelphia	W	4-2	BENDER	Mathewson		24,355
5	10/25	at New York	L	3-4 (10)	Crandall	Plank		33,228
6	10/26	at Philadelphia	W	13-2	BENDER	Ames		20,485

1913	Date	Site	W/L	Score	Winner	Loser	Save	Attendance
1	10/7	at New York	W	6-4	BENDER	Marquard		36,291
2	10/8	at Philadelphia	L	0-3 (10)	MATHEWSON	PLANK		20,563
3	10/9	at New York	W	8-2	BUSH	Tesreau		36,896
4	10/10	at Philadelphia	W	6-5	BENDER	Demaree		20,568
5	10/11	at New York	W	3-1	PLANK	MATHEWSON		36,632

1914	Date	Site	W/L	Score	Winner	Loser	Save	Attendance
1	10/9	at Philadelphia	L	1-7	RUDOLPH	Bender		20,562
2	10/10	at Philadelphia	L	0-1	JAMES	PLANK		20,562
3	10/12	at Boston	L	4-5 (12)	James	BUSH		35,520
4	10/13	at Boston	L	1-3	RUDOLPH	Shawkey		34,365

1929	Date	Site	W/L	Score	Winner	Loser	Save	Attendance
1	10/8	at Chicago	W	3-1	EHMKE	Root		50,740
2	10/9	at Chicago	W	9-3	Earnshaw	Malone		49,987
3	10/11	at Philadelphia	L	1-3	BUSH	EARNSHAW		29,921
4	10/12	at Philadelphia	W	10-8	Rommel	Blake		29,921
5	10/14	at Philadelphia	W	3-2	Walberg	MALONE		29,921

1930	Date	Site	W/L	Score	Winner	Loser	Save	Attendance
1	10/1	at Philadelphia	W	5-2	GROVE	GRIMES		32,295
2	10/2	at Philadelphia	W	6-1	EARNSHAW	Rhem		32,295
3	10/4	at St. Louis	L	0-5	HALLAHAN	Walberg		36,944
4	10/5	at St. Louis	L	1-3	HAINES	GROVE		39,946
5	10/6	at St. Louis	W	2-0	Grove	GRIMES		38,844
6	10/8	at Philadelphia	W	7-1	EARNSHAW	Hallahan		32,295

1931	Date	Site	W/L	Score	Winner	Loser	Save	Attendance
1	10/1	at St. Louis	W	6-2	GROVE	Derringer		38,529
2	10/2	at St. Louis	L	0-2	HALLAHAN	EARNSHAW		35,947
3	10/5	at Philadelphia	L	2-5	GRIMES	Grove		32,295
4	10/6	at Philadelphia	W	3-0	EARNSHAW	Johnson		32,295
5	10/7	at Philadelphia	L	1-5	HALLAHAN	Hoyt		32,295
6	10/9	at St. Louis	W	8-1	GROVE	Derringer		39,401
7	10/10	at St. Louis	L	2-4	Grimes	Earnshaw		20,805

1972	Date	Site	W/L	Score	Winner	Loser	Save	Attendance
1	10/14	at Cincinnati	W	3-2	Holtzman	Nolan	Blue	52,918
2	10/15	at Cincinnati	W	2-1	Hunter	Grimsley	Fingers	53,244
3	10/18	at Oakland	L	0-1	Billingham	Odom	Carroll	49,410
4	10/19	at Oakland	W	3-2	Fingers	Carroll		49,410
5	10/20	at Oakland	L	4-5	Grimsley	Fingers	Billingham	49,410
6	10/21	at Cincinnati	L	1-8	Grimsley	Blue	Hall	52,737
7	10/22	at Cincinnati	W	3-2	Hunter	Borbon	Fingers	56,040

1973	Date	Site	W/L	Score	Winner	Loser	Save	Attendance
1	10/13	at Oakland	W	2-1	Holtzman	Matlack	Knowles	46,021
2	10/14	at Oakland	L	7-10 (12)	McGraw	Fingers	Stone	49,151
3	10/16	at New York	W	3-2 (11)	Lindblad	Parker	Fingers	54,817
4	10/17	at New York	L	1-6	Matlack	Holtzman	Sadecki	54,817
5	10/18	at New York	L	0-2	Koosman	Blue	McGraw	54,817
6	10/20	at Oakland	W	3-1	Hunter	Seaver	Fingers	49,333
7	10/21	at Oakland	W	5-2	Holtzman	Matlack	Knowles	49,333

1974	Date	Site	W/L	Score	Winner	Loser	Save	Attendance
1	10/12	at Los Angeles	W	3-2	Fingers	Messersmith	Hunter	55,974
2	10/13	at Los Angeles	L	2-3	Sutton	Blue	Marshall	55,989
3	10/15	at Oakland	W	3-2	Hunter	Downing		49,347
4	10/16	at Oakland	W	5-2	Holtzman	Messersmith	Fingers	49,347
5	10/17	at Oakland	W	3-2	Odom	Marshall	Fingers	49,347

1988	Date	Site	W/L	Score	Winner	Loser	Save	Attendance
1	10/15	at Los Angeles	L	4-5	Pena	Eckersley		55,983
2	10/16	at Los Angeles	L	0-6	HERSHISER	Davis		56,051
3	10/18	at Oakland	W	2-1	Honeycutt	Howell		49,316
4	10/19	at Oakland	L	3-4	Belcher	Stewart	Howell	49,317
5	10/20	at Oakland	L	2-5	HERSHISER	Davis		49,317

1989	Date	Site	W/L	Score	Winner	Loser	Save	Attendance
1	10/14	at Oakland	W	5-0	STEWART	Garrelts		49,385
2	10/15	at Oakland	W	5-1	Moore	Reuschel		49,388
3	10/27	at San Francisco	W	13-7	Stewart	Garrelts		62,038
4	10/28	at San Francisco	W	9-6	Moore	Robinson	Eckersley	62,032

1990	Date	Site	W/L	Score	Winner	Loser	Save	Attendance
1	10/16	at Cincinnati	L	0-7	Rijo	Stewart		55,830
2	10/17	at Cincinnati	L	4-5 (10)	Dibble	Eckersley		55,832
3	10/19	at Oakland	L	3-8	Browning	Moore		48,269
4	10/20	at Oakland	L	1-2	Rijo	STEWART	Myers	48,613

Capitals denote complete game.

## POSTSEASON TEAM TOTALS

### AMERICAN LEAGUE DIVISION SERIES

Year	AVG.	G	AB	R	H	TB	2B	3B	HR	RBI	SH	SF	HP	BB	IBB	SO	SB	CS	DP	E	SLG	OBP
1981	.253	3	99	10	25	39	5	0	3	9	3	0	0	6	0	10	2	2	1	3	.394	.295
2000	.263	5	167	23	44	59	9	0	2	22	1	2	2	19	1	31	3	0	6	5	.353	.342
2001	.247	5	174	12	43	70	13	1	4	11	0	2	3	11	1	31	3	0	3	6	.402	.300
2002	.288	5	184	26	53	92	13	1	8	25	0	1	1	12	1	34	1	0	2	3	.500	.333
2003	.213	5	178	18	38	51	8	1	1	15	1	0	4	21	2	37	3	0	0	5	.287	.310
2006	.245	3	106	16	26	50	9	0	5	15	0	0	0	6	1	19	0	0	2	1	.472	.286
<b>Totals</b>	<b>.252</b>	<b>26</b>	<b>908</b>	<b>105</b>	<b>229</b>	<b>361</b>	<b>57</b>	<b>3</b>	<b>23</b>	<b>97</b>	<b>5</b>	<b>5</b>	<b>10</b>	<b>75</b>	<b>6</b>	<b>162</b>	<b>12</b>	<b>2</b>	<b>14</b>	<b>23</b>	<b>.398</b>	<b>.285</b>

Year	W	L	ERA	G	GS	CG	GF	SHO	SV	IP	H	R	ER	HR	HB	BB	IBB	SO	WP	BK	AVG.
1981	3	0	0.67	3	3	2	1	1	1	27.0	20	2	2	0	0	7	0	11	0	0	.204
2000	2	3	3.48	5	5	1	4	0	1	44.0	41	19	17	1	1	16	2	35	0	0	.244
2001	2	3	2.86	5	5	0	5	1	2	44.0	40	18	14	3	4	11	0	29	0	0	.241
2002	2	3	4.09	5	5	0	5	0	1	44.0	52	27	20	5	2	14	1	42	4	0	.291
2003	2	3	2.98	5	5	0	5	0	0	48.1	38	17	16	8	2	18	5	39	1	0	.211
2006	3	0	2.33	3	3	0	3	0	2	27.0	26	7	7	5	0	6	0	11	0	0	.257
<b>Totals</b>	<b>14</b>	<b>12</b>	<b>2.92</b>	<b>26</b>	<b>26</b>	<b>3</b>	<b>23</b>	<b>2</b>	<b>7</b>	<b>234.1</b>	<b>217</b>	<b>90</b>	<b>76</b>	<b>22</b>	<b>9</b>	<b>72</b>	<b>8</b>	<b>167</b>	<b>5</b>	<b>0</b>	<b>.243</b>

**AMERICAN LEAGUE CHAMPIONSHIP SERIES**

Year	AVG.	G	AB	R	H	TB	2B	3B	HR	RBI	SH	SF	HP	BB	IBB	SO	SB	CS	DP	E	SLG	OBP
1971	.229	3	96	7	22	41	8	1	3	7	2	0	0	5	0	16	0	3	3	0	.427	.267
1972	.224	5	170	13	38	49	8	0	1	10	4	1	3	12	0	35	7	2	2	3	.288	.285
1973	.200	5	160	15	32	54	5	1	5	15	4	1	2	17	3	39	3	1	2	4	.338	.283
1974	.183	4	120	11	22	37	4	1	3	11	2	1	1	22	3	16	3	3	3	2	.308	.313
1975	.194	3	98	7	19	28	6	0	1	7	0	0	0	9	0	14	0	0	2	6	.286	.262
1981	.222	3	99	4	22	28	4	1	0	4	0	0	0	6	1	23	2	0	6	4	.283	.267
1988	.299	4	137	20	41	70	8	0	7	20	0	1	0	10	3	35	1	3	1	3	.511	.345
1989	.272	5	158	26	43	75	9	1	7	23	3	2	1	20	0	32	13	3	2	3	.475	.354
1990	.299	4	127	20	38	42	4	0	0	18	4	3	4	19	2	21	9	3	5	1	.331	.399
1992	.251	6	207	24	52	71	5	1	4	23	3	2	1	24	2	33	16	2	5	7	.343	.329
2006	.221	4	131	9	29	48	7	0	4	9	0	0	1	14	0	28	0	0	7	3	.366	.301
<b>Totals</b>	<b>.238</b>	<b>46</b>	<b>1503</b>	<b>156</b>	<b>358</b>	<b>543</b>	<b>68</b>	<b>6</b>	<b>35</b>	<b>147</b>	<b>22</b>	<b>11</b>	<b>13</b>	<b>158</b>	<b>14</b>	<b>292</b>	<b>54</b>	<b>20</b>	<b>38</b>	<b>36</b>	<b>.361</b>	<b>.314</b>

Year	W	L	ERA	G	GS	CG	GF	SHO	SV	IP	H	R	ER	HR	HB	BB	IBB	SO	WP	BK	AVG.
1971	0	3	5.40	3	3	1	2	0	0	25.0	26	15	15	4	0	13	2	22	1	0	.274
1972	3	2	1.76	5	5	1	4	1	1	46.0	32	10	9	4	0	13	2	25	2	0	.198
1973	3	2	2.74	5	5	2	3	1	1	46.0	36	15	14	3	2	16	1	25	1	0	.211
1974	3	1	1.75	4	4	2	2	2	1	36.0	22	7	7	3	0	5	0	20	0	0	.177
1975	0	3	4.32	3	3	0	3	0	0	25.0	31	18	12	2	0	3	2	12	1	0	.316
1981	0	3	6.84	3	3	0	3	0	0	25.0	36	20	19	3	2	13	0	10	1	0	.336
1988	4	0	2.00	4	4	0	4	0	4	36.0	26	11	8	2	1	18	0	23	1	1	.206
1989	4	1	3.89	5	5	0	5	0	3	44.0	40	21	19	3	0	15	1	24	1	0	.242
1990	4	0	1.00	4	4	0	4	0	3	36.0	23	4	4	1	0	6	0	16	0	0	.183
1992	2	4	4.50	6	6	1	5	0	1	54.0	59	31	27	10	0	23	1	29	3	0	.281
2006	0	4	5.71	4	4	0	4	0	0	34.2	39	22	22	7	0	19	2	25	3	0	.285
<b>Totals</b>	<b>23</b>	<b>23</b>	<b>3.44</b>	<b>46</b>	<b>46</b>	<b>7</b>	<b>39</b>	<b>4</b>	<b>14</b>	<b>407.2</b>	<b>370</b>	<b>174</b>	<b>156</b>	<b>42</b>	<b>5</b>	<b>144</b>	<b>11</b>	<b>231</b>	<b>14</b>	<b>1</b>	<b>.243</b>

**WORLD SERIES**

Year	AVG.	G	AB	R	H	TB	2B	3B	HR	RBI	SH	SF	HP	BB	IBB	SO	SB	CS	DP	E	SLG	OBP
1905	.161	5	155	3	25	30	5	0	0	2	3	0	1	5	-	25	2	2	2	8	.194	.193
1910	.316	5	177	35	56	80	19	1	1	30	7	0	2	17	-	24	7	7	3	11	.452	.383
1911	.244	6	205	27	50	74	15	0	3	21	7	2	0	4	-	31	4	6	0	11	.361	.256
1913	.264	5	174	23	46	64	4	4	2	21	5	2	0	7	-	16	5	2	0	5	.368	.290
1914	.172	4	128	6	22	31	9	0	0	5	2	1	0	13	-	28	2	3	2	3	.242	.246
1929	.281	5	171	26	48	71	5	0	6	26	6	1	1	13	-	27	0	2	4	4	.415	.333
1930	.197	6	178	21	35	67	10	2	6	21	4	3	1	24	-	32	0	2	3	3	.376	.291
1931	.220	7	227	22	50	64	5	0	3	20	4	0	1	28	-	46	0	0	5	2	.282	.309
1972	.209	7	220	16	46	65	4	0	5	16	6	0	1	21	5	37	1	3	2	9	.295	.281
1973	.212	7	241	21	51	75	12	3	2	20	2	1	2	28	3	62	3	4	2	9	.311	.298
1974	.211	5	142	16	30	46	4	0	4	14	7	1	2	16	1	42	3	3	3	5	.324	.298
1988	.177	5	158	11	28	37	3	0	2	11	1	1	1	17	1	41	3	0	2	2	.234	.260
1989	.301	4	146	32	44	85	8	3	9	30	0	0	1	18	3	22	4	1	2	1	.582	.382
1990	.207	4	135	8	28	41	4	0	3	8	2	1	0	12	1	28	7	0	2	5	.304	.270
<b>Totals</b>	<b>.228</b>	<b>75</b>	<b>2457</b>	<b>267</b>	<b>559</b>	<b>830</b>	<b>107</b>	<b>13</b>	<b>46</b>	<b>245</b>	<b>56</b>	<b>13</b>	<b>13</b>	<b>223</b>	<b>-</b>	<b>461</b>	<b>41</b>	<b>35</b>	<b>32</b>	<b>78</b>	<b>.338</b>	<b>.294</b>

Year	W	L	ERA	G	GS	CG	GF	SHO	SV	IP	H	R	ER	HR	HB	BB	IBB	SO	WP	BK	AVG.
1905	1	4	1.47	5	5	0	1	-	43.0	31	15	7	0	2	15	-	26	1	0	0	.203
1910	4	1	2.76	5	5	0	0	1	-	45.2	35	15	14	0	0	18	-	31	1	0	.222
1911	4	2	1.29	6	6	5	1	0	-	55.2	33	13	8	0	3	14	-	44	1	0	.175
1913	4	1	2.15	5	5	0	0	-	46.0	33	15	11	1	3	8	-	19	0	0	0	.201
1914	0	4	3.41	4	4	2	2	0	-	37.0	33	16	14	1	1	15	-	18	0	0	.244
1929	4	1	2.40	5	5	2	3	0	-	45.0	43	17	12	1	0	13	-	50	0	0	.249
1930	4	2	1.73	6	6	4	2	1	-	52.0	38	12	10	2	0	11	-	33	0	0	.200
1931	3	4	2.66	7	7	4	3	1	-	61.0	54	19	18	2	0	9	-	41	1	0	.236
1972	4	3	3.05	7	7	0	7	0	3	62.0	46	21	21	3	1	27	8	46	4	0	.209
1973	4	3	2.32	7	7	0	7	0	4	66.0	66	24	17	4	3	26	6	36	3	0	.253
1974	4	1	2.05	5	5	0	5	0	3	44.0	36	11	10	4	1	16	0	32	1	0	.228
1988	1	4	3.92	5	5	0	5	0	0	43.2	41	21	19	5	1	13	0	36	1	1	.246
1989	4	0	3.50	4	4	1	3	1	1	36.0	28	14	14	4	0	8	0	27	2	0	.209
1990	0	4	3.82	4	4	1	3	0	0	35.1	45	22	15	3	1	15	1	9	2	0	.317
<b>Totals</b>	<b>41</b>	<b>34</b>	<b>2.54</b>	<b>75</b>	<b>75</b>	<b>34</b>	<b>41</b>	<b>4</b>	<b>-</b>	<b>672.1</b>	<b>562</b>	<b>235</b>	<b>190</b>	<b>30</b>	<b>16</b>	<b>208</b>	<b>-</b>	<b>448</b>	<b>17</b>	<b>1</b>	<b>.227</b>

# DIVISION SERIES RECORDS

## INDIVIDUAL BATTING

### Highest Batting Average

Career (min. 25 pa)	.323 (Jason Giambi, 2001-02)
Series (min. 10 pa)	.323 (Scott Hatteberg, 2002-03)
Game	.545 (Tony Armas, 1981)
	.545 (Dwayne Murphy, 1981)

### Highest Slugging Percentage

Career (min. 25 pa)	.522 (Jermaine Dye, 2001-03)
Series (min. 10 pa)	1.200 (Frank Thomas, 2006)

### Highest On-Base Percentage

Career (min. 25 pa)	.477 (Jason Giambi, 2000-01)
Series (min. 10 pa)	.588 (Scott Hatteberg, 2002)

### Most Games Played

Career	23 (Eric Chavez, 2000-03, 06)
--------	-------------------------------

### Most At Bats

Career	95 (Eric Chavez, 2000-03, 06)
Series	23 (Miguel Tejada, 2003)
Game	6 (Eric Chavez, October 1, 2003, 12 innings)
	6 (Miguel Tejada, October 1, 2003, 12 innings)

### Most Runs

Career	10 (Eric Chavez, 2000-03, 06)
Series	7 (Ray Durham, 2002)
Game	3 (Rickey Henderson, October 9, 1981)
	3 (Ray Durham, October 2, 2002)

### Most Hits

Career	21 (Eric Chavez, 2000-03, 06)
Series	9 (Johnny Damon, 2001)
Game	4 (Jason Giambi, October 15, 2001)
	4 (Miguel Tejada, October 14, 2001)
	4 (Johnny Damon, October 10, 2001)
	4 (Tony Armas, October 7, 1981)
Hitting Streak, Series	.5 (four times)

### Most Doubles

Career	7 (Miguel Tejada, 2000-03)
Series	4 (Marco Scutaro, 2006)
Game	2 (five times, last: Marco Scutaro, October 6, 2006)

### Most Triples

Career	1 (Johnny Damon, 2001)
	1 (David Justice, 2002)
	1 (Adam Melhuse, 2003)
Series	1 (Adam Melhuse, 2003)
	1 (David Justice, 2002)
	1 (Johnny Damon, 2001)
Game	1 (Adam Melhuse, October 5, 2003)
	1 (David Justice, October 2, 2002)
	1 (Johnny Damon, October 11, 2001)

### Most Home Runs

Career	4 (Terrence Long, 2000-03)
Series	2 (Frank Thomas, 2006)
	2 (Ray Durham, 2002)
	2 (Terrence Long, 2001)
Game	2 (Frank Thomas, October 3, 2006)
	2 (Terrence Long, October 10, 2001)

Grand Slams	none
Pinch Hit	none
Inside The Park	Mark Kotsay, October 4, 2006
	Ray Durham, October 4, 2002
Leadoff	Ray Durham, October 4, 2002
Game Ending	none

### Most RBI

Career	10 (Eric Chavez, 2000-03, 06)
Series	6 (Marco Scutaro, 2006)
Game	4 (Marco Scutaro, October 6, 2006)

### Most Total Bases

Career	33 (Eric Chavez, 2000-03, 06)
Series	16 (Ray Durham, 2002)
	16 (Terrence Long, 2001)
Game	9 (Frank Thomas, October 3, 2006)

### Most Extra Base Hits

Career	8 (Eric Chavez, 2000-03, 06)
	8 (Miguel Tejada, 2000-03)
Series	5 (Ray Durham, 2002)
	5 (Terrence Long, 2001)
Game	2 (9 times, last: Eric Chavez and Marco Scutaro, October 6, 2006)

### Most Walks

Career	11 (Jason Giambi, 2000-01)
Series	7 (Jason Giambi, 2000)
Game	3 (Jason Giambi, October 7, 2000)

### Most Strikeouts

Career	18 (Eric Chavez, 2000-03, 06)
Series	7 (Mark Ellis, 2003)
	7 (Miguel Tejada, 2002)
	7 (Ben Grieve, 2000)
Game	4 (Ben Grieve, October 8, 2000)

### Most Stolen Bases

Career	2 (Johnny Damon, 2001)
	2 (Rickey Henderson, 1981)
Series	2 (Johnny Damon, 2001)
	2 (Rickey Henderson, 1981)
Game	2 (Johnny Damon, October 10, 2001)

## INDIVIDUAL PITCHING

### Most Games Won

Career	4 (Barry Zito, 2000-03, 06)
Series	1 (14 times)

### Most Games Lost

Career	2 (Tim Hudson, 2000-03)
	2 (Mark Mulder, 2001-02)
	2 (Barry Zito, 2000-03, 06)
Series	1 (12 times)

### Most Saves

Career	3 (Jason Isringhausen, 2000-01)
Series	2 (Huston Street, 2006)
	2 (Jason Isringhausen, 2001)





# LEAGUE CHAMPIONSHIP SERIES RECORDS

## INDIVIDUAL BATTING

### Highest Batting Average

Career (min. 30 pa)	.410 (Harold Baines)
Series (min. 10 pa)	.500 (Sal Bando, 1975)
	.500 (Milton Bradley, 2006)

### Highest Slugging Percentage

Career (min. 30 pa)	.568 (Jose Canseco)
Series (min. 10 pa)	1.000 (Rickey Henderson, 1989)

### Highest On-Base Percentage

Career (min. 30 pa)	.439 (Harold Baines)
Series (min. 10 pa)	.609 (Rickey Henderson, 1989)

### Most Games Played

Career	20 (Sal Bando)
	20 (Reggie Jackson)

### Most At Bats

Career	.75 (Reggie Jackson)
Series	25 (Harold Baines, 1992)
Game	6 (Rickey Henderson, October 11, 1992)

### Most Runs

Career	14 (Rickey Henderson)
Series	8 (Rickey Henderson, 1989)
Game	3 (Mark McGwire, October 8, 1988)

### Most Hits

Career	21 (Rickey Henderson)
Series	11 (Harold Baines, 1992)
Game	4 (Milton Bradley, October 11, 2006)
	4 (Jerry Browne, October 12, 1992)
Hitting Streak, Series	5 (Ruben Sierra, Oct. 8-14, 1992)
	5 (Bert Campaneris, October 6-11, 1973)
Hitting Streak, Career	5 (Matty Alou, October 7-12, 1972)
	8 (Harold Baines, October 6, 1991-October 11, 1992)
	8 (Rickey Henderson, Oct. 4, 1989-Oct. 10, 1990)
	8 (Dave Henderson, October 5, 1988-October 7, 1989)

### Most Doubles

Career	4 (four players tied)
Series	4 (Matty Alou, 1972)
Game	2 (seven times. Last: Mark Kotsay, Oct. 11, 2006)

### Most Triples

Career	2 (Rickey Henderson)
Series	1 (six times)
Game	1 (six times. Last: Ruben Sierra, Oct. 8, 1992)

### Most Home Runs

Career	5 (Sal Bando)
Series	3 (Jose Canseco, 1988)
Game	2 (Milton Bradley, October 11, 2006)
	2 (Rickey Henderson, October 7, 1989)
	2 (Sal Bando, October 7, 1973)
	2 (Reggie Jackson, October 5, 1971)
Grand Slams	none
Pinch Hit	none
Inside The Park	none
Leadoff	Bert Campaneris, October 7, 1973
Game Ending	Bert Campaneris, October 9, 1973

### Most RBI

Career	11 (Mark McGwire)
Series	7 (Ruben Sierra, 1992)
Game	4 (Milton Bradley, October 11, 2006)
	4 (Rickey Henderson, October 7, 1989)

### Most Total Bases

Career	39 (Sal Bando)
Series	17 (Milton Bradley, 2006)
Game	10 (Milton Bradley, October 11, 2006)

### Most Extra Base Hits

Career	9 (Sal Bando)
Series	4 (six times. Last: Milton Bradley, 2006)
Game	2 (15 times. Last: Milton Bradley and Mark Kotsay, October 11, 2006)

### Most Walks

Career	13 (Rickey Henderson)
	13 (Gene Tenace)
Series	7 (Rickey Henderson, 1989)
Game	3 (four times. Last: Mark McGwire, Oct. 5, 1992)

### Most Strikeouts

Career	17 (Reggie Jackson)
Series	7 (Terry Steinbach, 1989)
	7 (Jose Canseco, 1989)
	7 (Dave Henderson, 1988)
Game	3 (nine times. Last: Nick Swisher and Frank Thomas, October 11, 2006)

### Most Stolen Bases

Career	14 (Rickey Henderson)
Series	8 (Rickey Henderson, 1989)
Game	4 (Rickey Henderson, October 4, 1989)

## INDIVIDUAL PITCHING

### Most Games Won

Career	6 (Dave Stewart)
Series	2 (five times. Last: Dave Stewart, 1990)

### Most Games Lost

Career	3 (Ken Holtzman)
Series	2 (Mike Moore, 1992)
	2 (Ken Holtzman, 1975)

### Most Saves

Career	10 (Dennis Eckersley)
Series	4 (Dennis Eckersley, 1988)

### Lowest Earned Run Average

Career (min. 10.0 ip) ..... 0.40 (John Odom)  
Series ..... 0.00 (John Odom, 1972, 14.0 ip)

### Most Games

Career ..... 14 (Dennis Eckersley)  
Series ..... 4 (four times. Last: Joe Kennedy, 2011)

### Most Games Started

Career ..... 8 (Dave Stewart)  
Series ..... 2 (11 times, last: Mike Moore and Dave Stewart, 1992)

### Most Complete Games

Career ..... 2 (Jim Hunter and Ken Holtzman)  
Series ..... 1 (7 times. Last: Dave Stewart, Oct. 12, 1992)

### Most Innings Pitched

Career ..... 62.0 (Dave Stewart)  
Series ..... 16.2 (Dave Stewart, 1992)  
Game ..... 11.0 (Ken Holtzman, October 9, 1973)

### Most Hits

Career ..... 44 (Dave Stewart)  
Series ..... 14 (Dave Stewart, 1992)  
Game ..... 9 (Esteban Loaiza, October 11, 2006)  
Game, Fewest ..... 2 (Vida Blue, October 8, 1974)

### Most Runs

Career ..... 16 (Vida Blue)  
Series ..... 16 (Jim Hunter)  
Series ..... 9 (Mike Moore, 1992)  
Game ..... 7 (Esteban Loaiza, October 11, 2006)

### Most Earned Runs

Career ..... 16 (Vida Blue)  
Series ..... 16 (Jim Hunter)  
Series ..... 8 (Mike Moore, 1992)  
Series ..... 8 (Vida Blue, 1973)  
Game ..... 7 (Esteban Loaiza, October 11, 2006)

### Most Walks

Career ..... 17 (Dave Stewart)  
Series ..... 6 (four times. Last: Dave Stewart, 1992)  
Game ..... 6 (Matt Keough, October 15, 1981)  
Game ..... 6 (Diego Segui, October 5, 1971)

### Most Strikeouts

Career ..... 31 (Dave Stewart)  
Series ..... 11 (Dave Stewart, 1988)  
Game ..... 8 (Vida Blue, October 3, 1971)

### Most Home Runs

Career ..... 9 (Jim Hunter)  
Series ..... 4 (Jim Hunter, 1971)  
Game ..... 4 (Jim Hunter, October 4, 1971)

## TEAM GAME

### Batting

At Bats ..... 42 (October 11, 1992)  
Runs ..... 10 (October 8, 1988)  
Runs, Inning ..... 7 (October 6, 1990, 9th inn.)  
Hits ..... 15 (October 8, 1988)  
Doubles ..... 5 (October 5, 1975)  
Triples ..... 5 (October 3, 1971)  
Home Runs ..... 1 (six times)  
Home Runs, Inning ..... 4 (October 8, 1988)  
Home Runs, Back-to-Back ..... 4 (October 7, 1973)  
Home Runs, Back-to-Back ..... 2 (four times. Last: Oct. 7, 1992)  
..... Joe Rudi and Sal Bando (October 7, 1973 at Baltimore)  
..... Mark McGwire and Terry Steinbach (Oct. 7, 1992 at Toronto)  
Total Bases ..... 30 (October 8, 1988)  
Extra Base Hits ..... 7 (October 8, 1988)  
Runs Batted In ..... 10 (October 8, 1988)  
Walks ..... 11 (October 9, 1974)  
Strikeouts ..... 14 (October 10, 1972)  
Stolen Bases ..... 6 (October 8, 1992)  
..... 6 (October 4, 1989)

### Pitching

Hits ..... 19 (October 14, 1981)  
Runs ..... 13 (October 14, 1981)  
Runs, Inning ..... 7 (October 14, 1981, 4th inn.)  
Earned Runs ..... 13 (October 14, 1981)  
Walks ..... 9 (October 5, 1971)  
Strikeouts ..... 10 (October 14, 2006)  
Home Runs ..... 4 (October 4, 1971)

## TEAM MISCELLANEOUS

Consecutive Wins ..... 7 (Oct. 7, 1989 to Oct. 7, 1992)  
Consecutive Losses ..... 6 (Oct. 4, 1975 to Oct. 15, 1981)  
Shutouts ..... 4  
..... October 8, 1972 vs. Detroit (5-0) (Odom)  
..... October 11, 1973 vs. Baltimore (3-0) (Hunter)  
..... October 6, 1974 (5-0) (Holtzman)  
..... October 8, 1974 at Baltimore (1-0) (Blue)  
Longest Nine Inning Game ..... 3:42 (October 7, 1990)  
Longest Extra Inning Game ..... 4:25 (Oct. 11, 1992, 11 inn.)  
Fastest Game ..... 1:57 (October 8, 1974)  
Extra Inning Games ..... 4  
..... October 7, 1972 vs. Detroit (3-2, 11 inn.)  
..... October 11, 1972 at Detroit (3-4, 10 inn.)  
..... October 9, 1973 vs. Baltimore (2-1, 11 inn.)  
..... October 11, 1992 vs. Toronto (6-7, 11 inn.)  
Margin of Victory ..... 8 (October 6, 1990, 9-1)  
Margin of Defeat ..... 10 (October 14, 1981, 3-13)  
Largest Deficit Overcome to Win ..... 5 (October 8, 1988)  
Largest Deficit Surrendered to Lose ..... 5 (Oct. 11, 1992)  
Left On Base, Game ..... 12 (October 7, 1990)  
Double Plays Turned, Game ..... 4 (October 5, 1975)  
Errors, Series ..... 7 (1992)  
Errors, Game ..... 4 (October 4, 1975)

# WORLD SERIES RECORDS

## INDIVIDUAL BATTING

### Highest Batting Average

Career (min. 25 pa) ..... 412 (Rickey Henderson)  
Series (min. 10 pa) ..... 474 (Rickey Henderson, 1989)

### Highest Slugging Percentage

Career (min. 25 pa) ..... 794 (Rickey Henderson)  
Series (min. 10 pa) ..... 923 (Dave Henderson, 1989)

### Highest On-Base Percentage

Career (min. 25 pa) ..... 487 (Rickey Henderson)  
Series (min. 10 pa) ..... 591 (Mickey Cochrane, 1929)

### Most Games Played

Career ..... 20 (Frank Baker)  
..... 20 (Jack Barry)  
..... 20 (Eddie Collins)

### Most At Bats

Career ..... 82 (Frank Baker)  
Series ..... 31 (Bert Campaneris, 1973)  
Game ..... 6 (5 times. Last: Rickey Henderson, Oct. 28, 1989)

### Most Runs

Career ..... 15 (Frank Baker)  
Series ..... 7 (Frank Baker, 1911)  
Game ..... 4 (Carney Lansford, October 27, 1989)

### Most Hits

Career ..... 31 (Frank Baker)  
Series ..... 9 (eight times. Last: Rickey Henderson, 1989)  
Game ..... 4 (Dave Henderson, October 19, 1988)  
..... 4 (Reggie Jackson, October 14, 1973)  
..... 4 (Danny Murphy, October 26, 1911)  
Hitting Streak, Series ..... 6 (Jimmie Foxx, Oct. 1-8, 1930)  
Hitting Streak, Career .....  
..... 8 (Jimmie Foxx, October 1, 1930 to October 2, 1931)  
..... 8 (Jack Barry, October 17, 1911 to October 10, 1913)

### Most Doubles

Career ..... 9 (Jack Barry)  
Series ..... 4 (Jack Barry, 1911)  
..... 4 (Eddie Collins, 1910)  
Game ..... 2 (10 times. Last: Rickey Henderson, Oct. 16, 1990)

### Most Triples

Career ..... 2 (Rickey Henderson)  
..... 2 (Eddie Collins)  
Series ..... 2 (Rickey Henderson, 1989)  
..... 2 (Eddie Collins, 1913)  
Game ..... 1 (13 times)

### Most Home Runs

Career ..... 6 (Al Simmons)  
Series ..... 4 (Gene Tenace, 1972)  
Game ..... 2 (Dave Henderson, October 27, 1989)  
..... 2 (Gene Tenace, October 14, 1972)  
Grand Slams ..... Jose Canseco, October 15, 1988  
Pinch Hit ..... none  
Inside The Park ..... none  
Leadoff ..... Rickey Henderson, October 28, 1989  
Game Ending ..... Mark McGwire, October 18, 1988

### Most RBI

Career ..... 18 (Frank Baker)  
Series ..... 9 (Gene Tenace, 1972)  
..... 9 (Danny Murphy, 1910)  
Game ..... 4 (Dave Henderson, October 27, 1989)  
..... 4 (Jose Canseco, October 15, 1988)  
..... 4 (Al Simmons, October 9, 1929)  
..... 4 (Wally Schang, October 10, 1913)

### Most Total Bases

Career ..... 47 (Frank Baker)  
Series ..... 21 (Gene Tenace, 1972)  
Game ..... 10 (Dave Henderson, October 27, 1989)

### Most Extra Base Hits

Career ..... 11 (Al Simmons)  
Series ..... 5 (Gene Tenace, 1972)  
..... 5 (Reggie Jackson, 1973)  
Game ..... 3 (Dave Henderson, October 27, 1989)

### Most Walks

Career ..... 17 (Mickey Cochrane)  
Series ..... 11 (Gene Tenace, 1973)  
Game ..... 3 (Gene Tenace, October 14, 1973)  
..... 3 (Gene Tenace, October 17, 1973)  
..... 3 (Mickey Cochrane, October 9, 1929)

### Most Strikeouts

Career ..... 17 (Sal Bando)  
Series ..... 9 (Dib Williams, 1931)  
Game ..... 3 (7 times. Last: Dave Stewart, Oct. 15, 1988)

### Most Stolen Bases

Career ..... 10 (Eddie Collins)  
Series ..... 4 (Eddie Collins, 1910)  
Game ..... 2 (4 times. Last: Rickey Henderson, Oct. 27, 1989)

## INDIVIDUAL PITCHING

### Most Games Won

Career ..... 6 (Chief Bender)  
Series ..... 3 (Jack Coombs, 1910)

### Most Games Lost

Career ..... 5 (Eddie Plank)  
Series ..... 2 (Dave Stewart, 1990)  
..... 2 (Storm Davis, 1988)  
..... 2 (George Earnshaw, 1931)  
..... 2 (Eddie Plank, 1905)

### Most Saves

Career ..... 6 (Rollie Fingers)  
Series ..... 2 (four times. Last: Rollie Fingers, 1974)

### Lowest Earned Run Average

Career (min 10.0 ip) ..... 1.32 (Eddie Plank)  
Series ..... 0.00 (Darold Knowles, 1973, 6.1 ip)  
..... 0.00 (Lefty Grove, 1929, 6.1 ip)  
..... 0.00 (Rube Walberg, 1929, 6.1 ip)

### Most Games

Career ..... 16 (Rollie Fingers, 1973)  
Series ..... 7 (Darold Knowles, 1973)

### Most Games Started

Career . . . . . 10 (Chief Bender)  
Series . . . . . 3 (six times. Last: Ken Holtzman, 1973)

### Most Complete Games

Career . . . . . 9 (Chief Bender)  
Series . . . . . 3 (Chief Bender, 1911)  
. . . . . 3 (Jack Coombs, 1910)

### Most Innings Pitched

Career . . . . . 85.0 (Chief Bender)  
Series . . . . . 27.0 (Jack Coombs, 1910)  
Game . . . . . 11.0 (Joe Bush, October 12, 1914)  
. . . . . 11.0 (Jack Coombs, October 17, 1911)

### Most Hits

Career . . . . . 64 (Chief Bender)  
Series . . . . . 28 (Lefty Grove, 1931)  
Game . . . . . 12 (Lefty Grove, October 1, 1931)  
Game, Fewest . . . . . 2 (George Earnshaw, October 6, 1931)  
. . . . . 2 (Eddie Plank, October 11, 1913)

### Most Runs

Career . . . . . 28 (Chief Bender)  
Series . . . . . 10 (Storm Davis, 1988)  
. . . . . 10 (Jack Coombs, 1910)  
Game . . . . . 9 (Andy Coakley, October 12, 1905)

### Most Earned Runs

Career . . . . . 23 (Chief Bender)  
Series . . . . . 10 (Storm Davis, 1988)  
. . . . . 10 (Jack Coombs, 1910)  
Game . . . . . 6 (Storm Davis, October 16, 1988)  
. . . . . 6 (Chief Bender, October 9, 1914)

### Most Walks

Career . . . . . 21 (Chief Bender)  
Series . . . . . 14 (Jack Coombs, 1910)  
Game . . . . . 9 (Jack Coombs, October 18, 1910)

### Most Strikeouts

Career . . . . . 59 (Chief Bender)  
Series . . . . . 20 (George Earnshaw, 1931)  
. . . . . 20 (Chief Bender, 1911)  
Game . . . . . 13 (Howard Ehmke, October 7, 1929)

### Most Home Runs

Career . . . . . 4 (Vida Blue)  
. . . . . 4 (Jim Hunter)  
Series . . . . . 3 (Storm Davis, 1988)  
Game . . . . . 2 (4 times. Last: Mike Moore, Oct. 19, 1990)

## TEAM GAME

### Batting

At Bats . . . . . 47 (October 14, 1973)  
Runs . . . . . 13 (October 27, 1989)  
. . . . . 13 (October 26, 1911)  
Runs, Inning . . . . . 10 (October 12, 1929, 7th inn.)  
Hits . . . . . 15 (October 12, 1929)  
. . . . . 15 (October 20, 1910)  
Doubles . . . . . 7 (October 24, 1911)

Triples . . . . . 3 (October 14, 1973)  
Home Runs . . . . . 5 (October 27, 1989)  
Home Runs, Inning . . . . . 2 (October 27, 1989, 5th inn.)  
. . . . . 2 (October 27, 1989, 4th inn.)  
. . . . . 2 (October 21, 1973, 3rd inn.)  
. . . . . 2 (October 12, 1929, 7th inn.)  
Home Runs, Back-to-Back . . . . . none  
Total Bases . . . . . 31 (October 27, 1989)  
Extra Base Hits . . . . . 7 (October 27, 1989)  
. . . . . 7 (October 14, 1973)  
. . . . . 7 (October 8, 1930)  
. . . . . 7 (October 24, 1911)  
Runs Batted In . . . . . 12 (October 27, 1989)  
Walks . . . . . 7 (four times. Last: October 28, 1989)  
Strikeouts . . . . . 15 (October 14, 1973)  
Stolen Bases . . . . . 4 (October 23, 1910)

### Pitching

Hits . . . . . 15 (October 14, 1973)  
Runs . . . . . 10 (October 14, 1973)  
Runs, Inning . . . . . 7 (October 19, 1990, 3rd inn.)  
Earned Runs . . . . . 8 (October 21, 1972)  
Walks . . . . . 6 (four times. Last: October 17, 1974)  
Strikeouts . . . . . 14 (October 18, 1972)  
Home Runs . . . . . 2 (eight times. Last: October 19, 1990)

## TEAM MISCELLANEOUS

Consecutive Wins . . . . . 4 (October 14 to 28, 1989)  
. . . . . 4 (October 12, 1929 to October 2, 1930)  
Consecutive Losses . . . . . 4 (October 16, 1990 to present)  
. . . . . 4 (October 9 to 13, 1914)  
Shutouts . . . . . 4  
. . . . . October 14, 1989 vs. San Francisco (5-0) (Stewart)  
. . . . . October 6, 1931 vs. St. Louis (3-0) (Earnshaw)  
. . . . . Oct. 6, 1930 at St. Louis (2-0) (Earnshaw and Grove)  
. . . . . October 10, 1905 at New York (3-0) (Bender)  
Margin of Victory . . . . . 11 (October 26, 1911, 13-2)  
Margin of Defeat . . . . . 9 (October 12, 1905, 0-9)  
Largest Deficit Overcome to Win . . . . . 8 (Oct. 12, 1929)  
Largest Deficit Surrendered to Lose . . . . . 3 (Oct. 25, 1911)  
Longest Nine Inning Game . . . . . 3:30 (October 27, 1989)  
Longest Extra Inning Game . . . . . 4:13 (Oct. 14, 1973, 12 inn.)  
Fastest Game . . . . . 1:35, October 14, 1905  
Extra Inning Games . . . . . 8  
. . . . . October 17, 1990 at Cincinnati (4-5, 10 inn.)  
. . . . . October 16, 1973 at New York (3-2, 11 inn.)  
. . . . . October 14, 1973 vs. New York (7-10, 12 inn.)  
. . . . . October 12, 1914 at Boston (4-5, 12 inn.)  
. . . . . October 8, 1913 vs. New York (0-3, 10 inn.)  
. . . . . October 25, 1911 at New York (3-4, 10 inn.)  
. . . . . October 17, 1911 at New York (3-2, 11 inn)  
. . . . . October 22, 1910 at Chicago (3-4, 10 inn.)  
Left on Base, Nine Inning Game . . . . . 11 (October 16, 1990)  
. . . . . 11 (October 4, 1930)  
Left on Base, Extra Inning Game . . . . . 12 (Oct. 14, 1973, 12 inn.)  
Double Plays Turned, Game . . . . . 5 (October 9, 1914)  
Errors, Series . . . . . 11 (1910)  
. . . . . 11 (1911)  
Errors, Game . . . . . 5 (October 14, 1973)  
. . . . . 5 (October 26, 1911)

# POSTSEASON CAREER LEADERS

## INDIVIDUAL BATTING

### Batting Average (min. 50 pa)

1. Frank Baker..... .378
  2. Harold Baines..... .370
  3. Eddie Collins..... .347
  4. Jimmie Foxx..... .344
  5. Rickey Henderson..... .333
- Al Simmons..... .333

### At Bats

1. Bert Campaneris..... 144
2. Sal Bando..... 142
3. Joe Rudi..... 140
4. Reggie Jackson..... 118
5. Mark McGwire..... 114

### Triples

1. Rickey Henderson..... 4
2. Eddie Collins..... 2
3. 16 tied with..... 1

### Extra Base Hits

1. Rickey Henderson..... 14
2. Reggie Jackson..... 13
3. Dave Henderson..... 13
4. Sal Bando..... 12
5. Al Simmons..... 11

### Slugging Pct. (min. 50 pa)

1. Al Simmons..... .667
2. Jimmie Foxx..... .609
3. Frank Baker..... .573
4. Rickey Henderson..... .568
5. Harold Baines..... .565

### Runs

1. Rickey Henderson..... 23
2. Sal Bando..... 20
3. five players tied..... 15

### Home Runs

1. Jose Canseco..... 7
2. Al Simmons..... 6
3. Sal Bando..... 5
4. Reggie Jackson..... 5
5. six players tied..... 4

### Walks

1. Gene Tenace..... 29
2. Rickey Henderson..... 20
3. Jose Canseco..... 17
4. Mickey Cochrane..... 17
5. two players tied..... 16

### On-Base Pct. (min. 50 pa)

1. Rickey Henderson..... .436
2. Jimmie Foxx..... .425
3. Harold Baines..... .408
4. Mickey Cochrane..... .408
5. Frank Baker..... .402

### Hits

1. Rickey Henderson..... 37
2. Joe Rudi..... 36
3. Bert Campaneris..... 35
4. Sal Bando..... 34
5. Barney Lansford..... 34

### Runs Batted In

1. Jose Canseco..... 18
2. Frank Baker..... 18
3. Al Simmons..... 17
4. three players tied..... 15

### Strikeouts

1. Gene Tenace..... 31
2. Sal Bando..... 29
3. Reggie Jackson..... 27
4. Dave Henderson..... 27
5. Mark McGwire..... 27

### Games

1. Sal Bando..... 39
2. Joe Rudi..... 38
3. Gene Tenace..... 37
4. Bert Campaneris..... 36
5. Dick Green..... 36

### Doubles

1. Dave Henderson..... 9
2. Jack Barry..... 9
3. five players tied..... 7

### Total Bases

1. Rickey Henderson..... 63
2. Sal Bando..... 57
3. Reggie Jackson..... 56
4. Joe Rudi..... 53
5. Bert Campaneris..... 50

### Stolen Bases

1. Rickey Henderson..... 22
2. Bert Campaneris..... 10
3. Eddie Collins..... 10
4. Willie Wilson..... 7
5. Jose Canseco..... 5

## INDIVIDUAL PITCHING

### Wins

1. Dave Stewart..... 8
2. Jim Hunter..... 7
3. Chief Bender..... 6
4. Ken Holtzman..... 6
5. five players tied..... 4

### ERA (min. 20 ip)

1. John Odom..... 1.13
2. Eddie Plank..... 1.32
3. George Earnshaw..... 1.58
4. Lefty Grove..... 1.75
5. Rollie Fingers..... 2.22

### Complete Games

1. Chief Bender..... 9
2. Eddie Plank..... 6
3. George Earnshaw..... 5
4. Jack Coombs..... 4
5. Lefty Grove..... 4

### Strikeouts

1. Chief Bender..... 59
2. George Earnshaw..... 56
3. Dave Stewart..... 55
4. Jim Hunter..... 49
5. Vida Blue..... 47

### Losses

1. Eddie Plank..... 5
2. Vida Blue..... 5
3. Chief Bender..... 4
4. Rollie Fingers..... 4
5. Ken Holtzman..... 4

### Games

1. Rollie Fingers..... 27
  2. Dennis Eckersley..... 20
  3. Rick Honeycutt..... 18
  4. Vida Blue..... 17
  5. Jim Hunter..... 14
- Dave Stewart..... 14

### Innings Pitched

1. Dave Stewart..... 105.1
2. Jim Hunter..... 88.1
3. Chief Bender..... 85.0
4. Ken Holtzman..... 70.1
5. Vida Blue..... 64.2

### Winning Pct. (min. 3 dec)

1. Jack Coombs..... 1.000 (4-0)
2. Jim Hunter..... .778 (7-2)
3. John Odom..... .750 (3-1)
4. Dave Stewart..... .727 (8-3)
5. Lefty Grove..... .714 (5-2)

### Saves

1. Dennis Eckersley..... 11
2. Rollie Fingers..... 8
3. Jason Isringhausen..... 3
4. Vida Blue..... 2
5. Darold Knowles..... 2
6. Huston Street..... 2

### Games Started

1. Dave Stewart..... 14
2. Jim Hunter..... 12
3. Ken Holtzman..... 12
4. Chief Bender..... 10
5. Vida Blue..... 10

### Walks

1. Dave Stewart..... 30
2. Jim Hunter..... 26
3. Vida Blue..... 23
4. Chief Bender..... 21
5. Jack Coombs..... 20

# POSTSEASON SINGLE GAME BESTS

## INDIVIDUAL BATTING

### Runs

- 4 Carney Lansford, Oct. 27, 1989 at San Francisco . . . . WS
- 3 9 times, last: Ray Durham, Oct. 2, 2002 vs. Min. . . . ALDS

### Hits

- 4 Milton Bradley, October 11, 2006 vs. Detroit . . . . . ALCS
- 4 Jason Giambi, October 15, 2001 at New York . . . . . ALDS
- 4 Miguel Tejada, October 14, 2001 vs. New York . . . . . ALDS
- 4 Johnny Damon, October 10, 2001 at New York . . . . . ALDS
- 4 Jerry Browne, October 12, 1992 vs. Toronto . . . . . ALCS
- 4 Dave Henderson, October 19, 1988 vs. Los Angeles . . WS
- 4 Tony Armas, October 7, 1981 at Kansas City . . . . . ALDS
- 4 Sal Bando, October 5, 1975 at Boston . . . . . ALCS
- 4 Reggie Jackson, October 14, 1973 vs. New York . . . . WS
- 4 Danny Murphy, October 26, 1911 vs. New York . . . . . WS

### Doubles

- 2 26 times, last: Mark Kotsay, Oct. 11, 2006 vs. Det. . . ALCS

### Triples

- 1 22 times, last: Adam Melhuse, Oct. 5, 2003 at Bos. . . ALDS

### Home Runs

- 2 Milton Bradley, October 11, 2006 vs. Detroit . . . . . ALCS
- 2 Frank Thomas, October 3, 2006 vs. Minnesota . . . . ALDS
- 2 Terrence Long, October 10, 2001 at New York . . . . . ALDS
- 2 Dave Henderson, Oct. 27, 1989 at San Francisco . . . . WS
- 2 Rickey Henderson, October 7, 1989 at Toronto . . . . ALCS
- 2 Sal Bando, October 7, 1973 at Baltimore . . . . . ALCS
- 2 Gene Tenace, October 14, 1972 at Cincinnati . . . . . WS
- 2 Reggie Jackson, October 5, 1971 vs. Baltimore . . . . ALCS

## INDIVIDUAL PITCHING

### Innings Pitched

- 11.0 Ken Holtzman, October 9, 1973 vs. Baltimore . . . . ALCS
- 11.0 Joe Bush, October 12, 1914 at Boston . . . . . WS
- 11.0 Jack Coombs, October 17, 1911 at New York . . . . . WS
- 10.0 Eddie Plank, October 8, 1913 vs. New York . . . . . WS

### Hits

- 12 Lefty Grove, October 1, 1931 at St. Louis . . . . . WS
- 11 Lefty Grove, October 7, 1913 at New York . . . . . WS
- 11 Chief Bender, October 7, 1913 at New York . . . . . WS
- 10 3 times, last: Tim Hudson, Oct. 1, 2003 vs. Bos. . . ALDS

### Runs

- 9 Andy Coakley, October 12, 1905 vs. New York . . . . . WS
- 7 Esteban Loaiza, October 11, 2006 vs. Detroit . . . . . ALCS
- 7 Tim Hudson, October 5, 2002 at Minnesota . . . . . ALDS
- 6 9 times, last: Cory Lidle, Oct. 14, 2001 vs. NY . . . . ALDS

### Runs Batted In

- 4 Milton Bradley, October 11, 2006 vs. Detroit . . . . . ALCS
- 4 Marco Scutaro, October 6, 2006 vs. Minnesota . . . . ALDS
- 4 Dave Henderson, Oct. 27, 1989 at San Francisco . . . . WS
- 4 Rickey Henderson, October 7, 1989 at Toronto . . . . ALCS
- 4 Jose Canseco, October 15, 1988 at Los Angeles . . . . WS
- 4 Al Simmons, October 9, 1929 at Chicago . . . . . WS
- 4 Wally Schang, October 10, 1913 vs. New York . . . . . WS

### Total Bases

- 10 Milton Bradley, October 11, 2006 vs. Detroit . . . . . ALCS
- 10 Dave Henderson, Oct. 27, 1989 at San Francisco . . . . WS
- 9 Frank Thomas, October 3, 2006 at Minnesota . . . . ALDS
- 9 Reggie Jackson, October 5, 1971 vs. Baltimore . . . . ALCS
- 8 5 times, last: Terrence Long, Oct. 10, 2001 at NY . . ALDS

### Extra Base Hits

- 3 Dave Henderson, Oct. 27, 1989 at San Francisco . . . . WS
- 2 40 times, last: Milton Bradley and Mark Kotsay, Oct. 11, 2006 vs. Det. . . . . ALCS

### Walks

- 3 Jason Giambi, October 7, 2000 at New York . . . . . ALDS
- 3 Gene Tenace, October 18, 1973 at New York . . . . . WS
- 3 Gene Tenace, October 14, 1973 vs. New York . . . . . WS
- 3 Mickey Cochrane, October 9, 1929 at Chicago . . . . . WS
- 2 40 times, last: Nick Swisher, Oct. 13, 2006 at Det. . . ALCS

### Strikeouts

- 4 Ben Grieve, October 8, 2000 vs. New York . . . . . ALDS
- 3 11 times, last: Mark McGwire, Oct. 12, 1992 vs. Tor. . ALCS

### Stolen Bases

- 4 Rickey Henderson, October 4, 1989 vs. Toronto . . . . ALCS
- 3 Willie Wilson, October 8, 1992 at Toronto . . . . . ALCS
- 2 12 times, last: Johnny Damon, Oct. 10, 2001 at NY . . ALDS

### Walks

- 9 Jack Coombs, October 18, 1910 vs. Chicago . . . . . WS
- 6 Matt Keough, October 15, 1981 vs. New York . . . . . ALCS
- 6 Diego Segui, October 5, 1971 vs. Baltimore . . . . . ALCS
- 5 5 times, last: Rich Harden, Oct. 13, 2006 vs. Det. . . ALCS

### Strikeouts

- 13 Howard Ehmke, October 8, 1929 at Chicago . . . . . WS
- 11 John Odom, October 18, 1972 vs. Cincinnati . . . . . WS
- 11 Chief Bender, October 14, 1911 at New York . . . . . WS
- 10 George Earnshaw, October 11, 1929 vs. Chicago . . . . WS
- 9 4 times, last: Barry Zito, Oct. 2, 2003 vs. Boston . . ALDS

# POSTSEASON SERIES YEAR-BY-YEAR RECAP

## 1905 WORLD SERIES

The A's make their first appearance in the World Series and lose to the New York Giants, four games to one. Three of the losses come against Christy Mathewson who tosses three complete game shutouts. The A's collect just 25 hits in the series for a .161 batting average and score just three runs. Topsy Hartsel paces the A's offense with a .294 batting average and Bris Lord has the only two RBI. The A's use three pitchers in the Series and all toss complete games. Chief Bender makes two starts and has a 1.06 ERA.

The A's lose the first game in Philadelphia, 3-0, as Mathewson tosses a four-hit shutout. Chief Bender returns the favor in the second game of the series as he tosses a four-hit shutout and strikes out nine in a 3-0 A's win at New York. Lord has RBI singles in the third and eighth innings. Mathewson tosses a four-hit shutout in the Giants 9-0 win in Game 3 and Joe McGinnity blanks the A's on five hits in a 1-0 win in Game 4. Eddie Plank allows just four hits in Game 4 and the only run of the game is unearned after a Monte Cross error. Mathewson tossed a six-hit shutout in Game 5 as the Giants clinch the series with a 2-0 win.

### FINAL STATISTICS

PLAYER	AVG	G	AB	R	H	TB	2B	3B	HR	RBI	SH	SF	HP	BB	IBB	SO	SB	CS	DP	E	SLG	OBP
Bender	.000	2	5	0	0	0	0	0	0	0	1	0	0	0	-	1	0	0	0	0	.000	.000
Coakley	.000	1	2	0	0	0	0	0	0	0	0	0	1	0	-	1	0	0	0	0	.000	.333
Cross, L.	.105	5	19	0	2	2	0	0	0	0	0	0	0	1	-	1	0	0	0	1	.105	.150
Cross, M	.176	5	17	0	3	3	0	0	0	0	0	0	0	0	-	7	0	1	0	2	.176	.176
Davis	.200	5	20	0	4	5	1	0	0	0	0	0	0	0	-	1	0	0	0	0	.250	.200
Hartsel	.294	5	17	1	5	6	1	0	0	0	1	0	0	2	-	1	2	0	0	1	.353	.368
Hoffman	.000	1	1	0	0	0	0	0	0	0	0	0	0	0	-	1	0	0	0	0	.000	.000
Lord	.100	5	20	0	2	2	0	0	0	2	0	0	0	0	-	5	0	0	0	0	.100	.100
Murphy	.188	5	16	0	3	4	1	0	0	0	1	0	0	0	-	2	0	1	1	4	.250	.188
Plank	.167	2	6	0	1	1	0	0	0	0	0	0	0	0	-	2	0	0	1	0	.167	.167
Powers	.143	3	7	0	1	2	1	0	0	0	0	0	0	0	-	0	0	0	0	0	.286	.143
Schreckengost	.222	3	9	2	2	3	1	0	0	0	0	0	0	0	-	0	0	0	0	0	.333	.222
Seybold	.125	5	16	0	2	2	0	0	0	0	0	0	0	2	-	3	0	0	0	0	.125	.222
<b>TOTALS</b>	<b>.161</b>	<b>5</b>	<b>155</b>	<b>3</b>	<b>25</b>	<b>30</b>	<b>5</b>	<b>0</b>	<b>0</b>	<b>2</b>	<b>3</b>	<b>0</b>	<b>1</b>	<b>5</b>	<b>-</b>	<b>25</b>	<b>2</b>	<b>2</b>	<b>2</b>	<b>8</b>	<b>.194</b>	<b>.193</b>
PITCHER	W	L	ERA	G	GS	CG	GF	SHO	SV	IP	H	R	ER	HR	HB	BB	IBB	SO	WP	BK	AVG	
Bender	1	1	1.06	2	2	2	0	1	-	17.0	9	2	2	0	0	6	-	13	0	0	.161	
Coakley	0	1	2.00	1	1	1	0	0	-	9.0	8	9	2	0	1	5	-	2	0	0	.235	
Plank	0	2	1.59	2	2	2	0	0	-	17.0	14	4	3	0	1	4	-	11	1	0	.222	
<b>TOTALS</b>	<b>1</b>	<b>4</b>	<b>1.47</b>	<b>5</b>	<b>5</b>	<b>5</b>	<b>0</b>	<b>1</b>	<b>-</b>	<b>43.0</b>	<b>31</b>	<b>15</b>	<b>7</b>	<b>0</b>	<b>2</b>	<b>15</b>	<b>-</b>	<b>26</b>	<b>1</b>	<b>0</b>	<b>.203</b>	



**Game 1 — October 9**  
**New York 3, Philadelphia 0**

**Game 2 — October 10**  
**Philadelphia 3, New York 0**

**Game 3 — October 12**  
**New York 9, Philadelphia 0**

New York					Philadelphia					New York					Philadelphia									
ab	r	h	bi		ab	r	h	bi		ab	r	h	bi		ab	r	h	bi						
Bresnahan c	3	1	1	1	Hartsel lf	4	1	2	0	Bresnahan c	3	2	0	0	Bresnahan c	3	2	0	0	Bresnahan c	3	2	0	0
Browne rf	5	0	0	0	Lord cf	4	0	2	2	Browne rf	5	2	1	0	Browne rf	5	2	1	0	Browne rf	5	2	1	0
Donlin cf	5	1	2	1	Davis 1b	4	0	0	0	Donlin cf	3	3	1	0	Donlin cf	3	3	1	0	Donlin cf	3	3	1	0
McGann 1b	3	0	1	0	LCross 3b	3	0	0	0	McGann 1b	5	1	3	4	McGann 1b	5	1	3	4	McGann 1b	5	1	3	4
Mertes lf	4	0	1	1	Seybold rf	4	0	0	0	Mertes lf	3	0	1	1	Mertes lf	3	0	1	1	Mertes lf	3	0	1	1
Dahlen ss	4	0	0	0	Murphy 2b	4	0	1	0	Dahlen ss	3	1	0	1	Dahlen ss	3	1	0	1	Dahlen ss	3	1	0	1
Devlin 3b	4	0	1	0	MCross ss	4	0	0	0	Devlin 3b	4	0	1	1	Devlin 3b	4	0	1	1	Devlin 3b	4	0	1	1
Gilbert 2b	4	1	3	0	Schreckengost c	4	2	1	0	Gilbert 2b	4	0	0	0	Gilbert 2b	4	0	0	0	Gilbert 2b	4	0	0	0
Mathewson p	3	0	1	0	Bender p	2	0	0	0	Mathewson p	4	0	1	0	Mathewson p	4	0	1	0	Mathewson p	4	0	1	0
<b>Totals</b>	<b>35</b>	<b>3</b>	<b>10</b>	<b>3</b>	<b>Totals</b>	<b>33</b>	<b>3</b>	<b>6</b>	<b>2</b>	<b>Totals</b>	<b>34</b>	<b>9</b>	<b>8</b>	<b>7</b>	<b>Totals</b>	<b>34</b>	<b>9</b>	<b>8</b>	<b>7</b>					

Philadelphia					New York					Philadelphia					New York									
ab	r	h	bi		ab	r	h	bi		ab	r	h	bi		ab	r	h	bi						
Hartsel lf	4	0	1	0	Bresnahan c	4	0	1	0	Hartsel lf	4	0	0	0	Hartsel lf	4	0	0	0	Hartsel lf	4	0	0	0
Lord cf	4	0	0	0	Browne rf	4	0	0	0	Lord cf	4	0	0	0	Lord cf	4	0	0	0	Lord cf	4	0	0	0
Davis 1b	4	0	1	0	Donlin cf	4	0	2	0	Davis 1b	4	0	1	0	Davis 1b	4	0	1	0	Davis 1b	4	0	1	0
LCross 3b	4	0	0	0	McGann 1b	3	0	0	0	LCross 3b	4	0	1	0	LCross 3b	4	0	1	0	LCross 3b	4	0	1	0
Seybold rf	3	0	0	0	Mertes lf	4	0	0	0	Seybold rf	3	0	1	0	Seybold rf	3	0	1	0	Seybold rf	3	0	1	0
Murphy 2b	3	0	1	0	Dahlen ss	3	0	0	0	Murphy 2b	3	0	0	0	Murphy 2b	3	0	0	0	Murphy 2b	3	0	0	0
MCross ss	3	0	0	0	Devlin 3b	3	0	1	0	MCross ss	3	0	1	0	MCross ss	3	0	1	0	MCross ss	3	0	1	0
Schreckengost c	3	0	1	0	Gilbert 2b	3	0	0	0	Schreckengost c	2	0	0	0	Schreckengost c	2	0	0	0	Schreckengost c	2	0	0	0
Plank p	3	0	0	0	McGinnity p	2	0	0	0	Powers c	1	0	0	0	Powers c	1	0	0	0	Powers c	1	0	0	0
<b>Totals</b>	<b>31</b>	<b>0</b>	<b>4</b>	<b>0</b>	<b>Totals</b>	<b>31</b>	<b>0</b>	<b>4</b>	<b>0</b>	<b>Totals</b>	<b>30</b>	<b>0</b>	<b>4</b>	<b>0</b>	<b>Totals</b>	<b>30</b>	<b>0</b>	<b>4</b>	<b>0</b>					

New York	000	020	001	3	10	1
Philadelphia	000	000	000	0	4	0

Philadelphia	001	000	020	3	6	2
New York	000	000	000	0	4	2

New York	200	050	002	9	8	1
Philadelphia	000	000	000	0	4	4

**E** – Donlin. **DP** – New York 1. **LOB** – New York 9, Philadelphia 4. **2B** – McGann, Mertes, Davis, Murphy, Schreckengost. **S** – Mathewson. **SB** – Bresnahan (1), Donlin (1), Devlin (1), Gilbert (1). **CS** – Gilbert.

**E** – Murphy, Bresnahan, McGann, MCross. **LOB** – Philadelphia 5, New York 7. **2B** – Hartsel, Bresnahan, Donlin. **S** – Bender. **SB** – Dahlen (1), Devlin (2). **CS** – Donlin, Dahlen.

**E** – Devlin, Murphy 3, Hartsel. **DP** – New York 1, Philadelphia 2. **LOB** – New York 4, Philadelphia 5. **2B** – McGann. **SB** – Browne (2), Donlin (2), Dahlen (2), Devlin (3), Hartsel (1). **CS** – McGann, Mertes, Murphy.

New York	ip	h	r	er	bb	so
Mathewson (W)	9.0	4	0	0	0	6
Philadelphia	ip	h	r	er	bb	so
Plank (L)	9.0	10	3	3	2	5

Philadelphia	ip	h	r	er	bb	so
Bender (W)	9.0	4	0	0	3	9
New York	ip	h	r	er	bb	so
McGinnity (L)	8.0	5	3	0	0	2
Ames	1.0	1	0	0	1	1

New York	ip	h	r	er	bb	so
Mathewson (W)	9.0	4	0	0	1	8
Philadelphia	ip	h	r	er	bb	so
Coakley (L)	9.0	8	9	2	5	2

**WP** – Mathewson. **HBP** – by Plank (Bresnahan).  
**T** – 1:46. **A** – 17,955  
**Umpires** – Sheridan, O'Day.

**T** – 1:55. **A** – 24,992  
**Umpires** – O'Day, Sheridan.

**HBP** – by Coakley (Bresnahan), by Mathewson (Coakley).  
**T** – 1:55. **A** – 10,991  
**Umpires** – Sheridan, O'Day.

**Game 4 — October 13**  
**New York 1, Philadelphia 0**

**Game 5 — October 14**  
**New York 2, Philadelphia 0**

Philadelphia	ab	r	h	bi
Hartsel lf	1	0	0	0
Lord cf	4	0	0	0
Davis 1b	4	0	1	0
LCross 3b	4	0	1	0
Seybold rf	3	0	0	0
Murphy 2b	3	0	1	0
MCross ss	4	0	1	0
Powers c	3	0	0	0
Hoffman ph	1	0	0	0
Plank p	3	0	1	0
<b>Totals</b>	<b>30</b>	<b>0</b>	<b>5</b>	<b>0</b>

New York	ab	r	h	bi
Bresnahan c	2	0	1	0
Browne rf	4	0	2	0
Donlin cf	3	0	0	0
McGann 1b	3	0	0	0
Mertes lf	4	1	0	0
Dahlen ss	3	0	0	0
Devlin 3b	3	0	1	0
Gilbert 2b	3	0	0	1
McGinnity p	3	0	0	0
<b>Totals</b>	<b>28</b>	<b>1</b>	<b>4</b>	<b>1</b>

Philadelphia	000	000	000	0	5	2
New York	000	100	00x	1	4	0

E – MCross, LCross. **LOB** – Philadelphia 8, New York 7. **2B** – Devlin. **S** – Hartsel, Murphy, Donlin, McGann. **SB** – Hartsel (2).

Philadelphia	ip	h	r	er	bb	so
Plank (L)	8.0	4	1	0	2	6
New York	ip	h	r	er	bb	so
McGinnity (W)	9.0	5	0	0	3	4

**WP** – Plank.  
**T** – 1:55. **A** – 13,598  
**Umpires** – O’Day, Sheridan.

Philadelphia	ab	r	h	bi
Hartsel lf	4	0	2	0
Lord cf	4	0	0	0
Davis 1b	4	0	1	0
LCross 3b	4	0	0	0
Seybold rf	3	0	1	0
Murphy 2b	3	0	0	0
MCross ss	3	0	1	0
Powers c	3	0	1	0
Bender p	3	0	0	0
<b>Totals</b>	<b>31</b>	<b>0</b>	<b>6</b>	<b>0</b>

New York	ab	r	h	bi
Bresnahan c	4	0	2	0
Browne rf	4	0	1	1
Donlin cf	4	0	0	0
McGann 1b	3	0	0	0
Mertes lf	2	1	1	0
Dahlen ss	2	0	0	0
Devlin 3b	2	0	0	0
Gilbert 2b	3	0	1	1
Mathewson p	1	1	0	0
<b>Totals</b>	<b>25</b>	<b>2</b>	<b>5</b>	<b>2</b>

Philadelphia	000	000	000	0	6	0
New York	000	010	01x	2	5	1

E – Mathewson. **DP** – New York 1. **LOB** – Philadelphia 4, New York 4. **2B** – Powers, Bresnahan. **S** – Devlin, Mathewson. **CS** – MCross, Mertes.

Philadelphia	ip	h	r	er	bb	so
Bender (L)	8.0	5	2	2	3	4
New York	ip	h	r	er	bb	so
Mathewson (W)	9.0	6	0	0	0	4

**T** – 1:35. **A** – 24,187  
**Umpires** – Sheridan, O’Day.

# 1910 WORLD SERIES

The A's win their first World Series and use just two pitchers to defeat the Chicago Cubs, four games to one. Jack Coombs wins three of the games and posts a 3.33 ERA while Chief Bender is 1-1 with a 1.93 ERA. Eddie Collins paces the A's offense with a .429 batting average and four doubles and Frank Baker hits .409. Danny Murphy connects for the only home run of the series and leads the A's with nine RBI. The A's hit .316 and score 35 runs in the five games while the two pitchers combine for a 2.76 ERA and allow 15 runs.

The A's win the first two games in Philadelphia as Bender tosses a three-hitter in Game 1 and strikes out eight in a 4-1 win while Baker has three hits and two RBI. Coombs allows eight hits and nine walks in Game 2 but the Cubs strand 14 in a 9-3 A's win. Eddie Collins has three of the A's 14 hits and all nine Athletics collect at least one hit. The series moves to Chicago for Game 3 and Coombs comes back on one day of rest and defeats the Cubs, 12-5, collecting three hits and three RBI. Harry Davis and Jack Berry add three hits each and Barry and Murphy have three RBI. Bender suffers the A's only loss in Game 4 when the Cubs win 4-3 in 10 innings. The A's have a 3-2 lead entering the ninth but the Cubs score once in the ninth and once in the 10th for the win. The A's wrap up the series with a 7-2 win in Game 5 as Coombs picks up his third win of the series. Collins has three hits and the A's score five times in the eighth to break open a 2-1 game.

## FINAL STATISTICS

PLAYER	AVG	G	AB	R	H	TB	2B	3B	HR	RBI	SH	SF	HP	BB	IBB	SO	SB	CS	DP	E	SLG	OBP
Baker	.409	5	22	6	9	12	3	0	0	4	0	0	0	2	-	1	0	3	0	3	.545	.458
Barry	.235	5	17	3	4	6	2	0	0	3	2	0	1	1	-	3	0	0	1	0	.353	.316
Bender	.333	2	6	1	2	2	0	0	0	1	0	0	0	1	-	1	0	0	0	0	.333	.429
Collins	.429	5	21	5	9	13	4	0	0	3	1	0	0	2	-	0	4	2	0	1	.619	.478
Coombs	.385	3	13	0	5	6	1	0	0	3	0	0	0	0	-	3	0	0	1	2	.462	.385
Davis	.353	5	17	5	6	9	3	0	0	2	2	0	1	3	-	4	0	0	0	3	.529	.476
Hartsel	.200	1	5	2	1	1	0	0	0	0	0	0	0	0	-	1	2	0	0	0	.200	.200
Lapp	.250	1	4	0	1	1	0	0	0	1	0	0	0	0	-	2	0	0	0	0	.250	.250
Lord	.182	5	22	3	4	6	2	0	0	1	1	0	0	1	-	3	0	1	0	0	.273	.217
Murphy	.350	5	20	6	7	13	3	0	1	9	1	0	0	1	-	0	1	0	0	0	.650	.381
Strunk	.278	4	18	2	5	8	1	1	0	2	0	0	0	2	-	5	0	1	0	1	.444	.350
Thomas	.250	4	12	2	3	3	0	0	0	1	0	0	0	4	-	1	0	0	1	1	.250	.438
<b>Totals</b>	<b>.316</b>	<b>5</b>	<b>177</b>	<b>35</b>	<b>56</b>	<b>80</b>	<b>19</b>	<b>1</b>	<b>1</b>	<b>30</b>	<b>7</b>	<b>0</b>	<b>2</b>	<b>17</b>	<b>-</b>	<b>24</b>	<b>7</b>	<b>7</b>	<b>3</b>	<b>11</b>	<b>.452</b>	<b>.383</b>

PITCHER	W	L	ERA	G	GS	CG	GF	SHO	SV	IP	H	R	ER	HR	HB	BB	IBB	SO	WP	BK	AVG
Bender	1	1	1.93	2	2	2	0	0	-	18.2	12	5	4	0	0	4	-	14	0	0	.194
Coombs	3	0	3.33	3	3	3	0	0	-	27.0	23	10	10	0	0	18	-	31	1	0	.240
<b>Totals</b>	<b>4</b>	<b>1</b>	<b>2.76</b>	<b>5</b>	<b>5</b>	<b>5</b>	<b>0</b>	<b>0</b>	<b>-</b>	<b>45.2</b>	<b>35</b>	<b>15</b>	<b>14</b>	<b>0</b>	<b>0</b>	<b>18</b>	<b>-</b>	<b>31</b>	<b>1</b>	<b>0</b>	<b>.222</b>

**Game 1 — October 17**  
Philadelphia 4, Chicago 3

**Game 2 — October 18**  
Philadelphia 9, Chicago 3

**Game 3 — October 20**  
Philadelphia 12, Chicago 5

Chicago	ab	r	h	bi
Sheckard lf	4	0	0	0
Schulte rf	2	0	1	0
Hofman cf	4	0	0	0
Chance 1b	3	0	0	0
Zimmerman 2b	3	0	0	0
Steinfeldt 3b	3	0	0	0
Tinker ss	3	1	1	0
Kling c	3	0	1	1
Kane pr	0	0	0	0
Overall p	1	0	0	0
McIntire p	1	0	0	0
Beaumont ph	1	0	0	0
<b>Totals</b>	<b>28</b>	<b>1</b>	<b>3</b>	<b>1</b>

Philadelphia	ab	r	h	bi
Strunk cf	3	0	0	0
Lord lf	4	1	1	0
Collins 2b	2	1	1	0
Baker 3b	4	1	3	2
Davis 1b	3	0	0	0
Murphy rf	3	1	1	1
Barry ss	3	0	0	0
Thomas c	1	0	0	0
Bender p	3	0	1	1
<b>Totals</b>	<b>26</b>	<b>4</b>	<b>7</b>	<b>4</b>

Chicago	000	000	001	1	3	1
Philadelphia	021	000	01x	4	7	2

**E** – Strunk, Thomas, McIntire. **LOB** – Chicago 2, Philadelphia 4. **2B** – Lord, Baker 2. **S** – Collins, Davis. **SB** – Murphy (1). **CS** – Schulte 2, Strunk, Collins, Baker.

Chicago	ip	h	r	er	bb	so
Overall (L)	3.0	6	3	3	1	1
McIntire	5.0	1	1	0	3	3
Philadelphia	ip	h	r	er	bb	so
Bender (W)	9.0	3	1	0	2	8

**T** – 1:54. **A** – 26,891  
**Umpires** – Connolly, O'Day, Rigler, Sheridan.

Chicago	ab	r	h	bi
Sheckard lf	1	1	1	0
Schulte rf	3	1	0	0
Hofman cf	2	1	1	0
Chance 1b	5	0	2	1
Zimmerman 2b	3	0	1	2
Steinfeldt 3b	5	0	1	0
Tinker ss	4	0	2	0
Kling c	4	0	0	0
Brown p	3	0	0	0
Beaumont ph	1	0	0	0
Richie p	0	0	0	0
<b>Totals</b>	<b>31</b>	<b>3</b>	<b>8</b>	<b>3</b>

Philadelphia	ab	r	h	bi
Strunk cf	5	1	2	1
Lord lf	5	1	1	0
Collins 2b	4	2	3	1
Baker 3b	4	1	1	0
Davis 1b	5	1	2	2
Murphy rf	4	1	1	2
Barry ss	3	0	1	0
Thomas c	3	2	2	1
Coombs p	4	0	1	0
<b>Totals</b>	<b>37</b>	<b>9</b>	<b>14</b>	<b>7</b>

Chicago	100	000	101	3	8	3
Philadelphia	002	010	60x	9	14	4

**E** – Coombs 2, Steinfeldt 2, Sheckard, Davis 2. **DP** – Chicago 1, Philadelphia 3. **LOB** – Chicago 14, Philadelphia 9. **2B** – Sheckard, Zimmerman, Steinfeldt, Tinker, Strunk, Collins 2, Davis, Murphy. **S** – Sheckard, Schulte 2, Barry. **SF** – Zimmerman. **SB** – Collins 2 (2). **CS** – Tinker, Lord.

Chicago	ip	h	r	er	bb	so
Brown (L)	7.0	13	9	6	4	6
Richie	1.0	1	0	0	0	0
Philadelphia	ip	h	r	er	bb	so
Coombs (W)	9.0	8	3	3	9	5

**T** – 2:25. **A** – 24,597  
**Umpires** – Rigler, Sheridan, O'Day, Connolly.

Philadelphia	ab	r	h	bi
Strunk cf	5	1	1	0
Lord lf	4	0	1	0
Collins 2b	5	1	1	0
Baker 3b	5	2	2	2
Davis 1b	3	3	3	0
Murphy rf	5	2	1	3
Barry ss	5	3	3	3
Thomas c	4	0	0	0
Coombs p	5	0	3	3
<b>Totals</b>	<b>41</b>	<b>12</b>	<b>15</b>	<b>11</b>

Chicago	ab	r	h	bi
Sheckard lf	1	2	0	0
Schulte rf	4	0	2	2
Hofman cf	3	1	1	1
Chance 1b	1	0	0	0
Archer 1b	3	0	0	0
Zimmerman 2b	4	0	0	0
Steinfeldt 3b	4	0	0	0
Tinker ss	4	1	3	0
Kling c	4	0	0	0
Reulbach p	0	0	0	0
Beaumont ph	0	1	0	0
McIntire p	0	0	0	0
Pfiester p	2	0	0	0
Needham ph	1	0	0	0
<b>Totals</b>	<b>31</b>	<b>5</b>	<b>6</b>	<b>3</b>

Philadelphia	125	000	400	12	15	1
Chicago	120	000	020	5	6	5

**E** – Baker, Schulte, Hofman, Tinker 2, Steinfeldt. **DP** – Philadelphia 2, Chicago 1. **LOB** – Philadelphia 7, Chicago 4. **2B** – Davis, Barry 2, Coombs, Schulte 2, Tinker. **HR** – Murphy (1). **S** – Lord. **SF** – Hofman. **SB** – Tinker (1). **CS** – Collins, Baker.

Philadelphia	ip	h	r	er	bb	so
Coombs (W)	9.0	6	5	5	4	8
Chicago	ip	h	r	er	bb	so
Reulbach	2.0	3	3	3	2	0
McIntire (L)	0.1	3	4	4	0	0
Pfiester	6.2	9	5	0	1	1

**WP** – Coombs. **HBP** – by McIntire (Davis).  
**T** – 2:07. **A** – 26,210  
**Umpires** – O'Day, Sheridan, Rigler, Connolly.

**Game 4—October 22**  
**Chicago 4, Philadelphia 3 (10)**

**Game 5—October 23**  
**Philadelphia 7, Chicago 2**

<b>Philadelphia</b>	<b>ab</b>	<b>r</b>	<b>h</b>	<b>bi</b>	<b>Philadelphia</b>	<b>ab</b>	<b>r</b>	<b>h</b>	<b>bi</b>
Strunk cf	5	0	2	1	Hartsel lf	5	2	1	0
Lord lf	5	0	0	0	Lord cf	4	1	1	1
Collins 2b	5	1	1	0	Collins 2b	5	0	3	2
Baker 3b	4	1	3	0	Baker 3b	5	1	0	0
Davis 1b	3	0	1	0	Davis 1b	3	1	0	0
Murphy rf	4	0	2	2	Murphy rf	4	2	2	1
Barry ss	4	0	0	0	Barry ss	2	0	0	0
Thomas c	4	0	1	0	Lapp c	4	0	1	1
Bender p	3	1	1	0	Coombs p	4	0	1	0
<b>Totals</b>	<b>37</b>	<b>3</b>	<b>11</b>	<b>3</b>	<b>Totals</b>	<b>36</b>	<b>7</b>	<b>9</b>	<b>5</b>

<b>Chicago</b>	<b>ab</b>	<b>r</b>	<b>h</b>	<b>bi</b>	<b>Chicago</b>	<b>ab</b>	<b>r</b>	<b>h</b>	<b>bi</b>
Sheckard lf	4	1	1	1	Sheckard lf	4	1	2	0
Schulte rf	4	2	2	0	Schulte rf	4	0	1	0
Hofman cf	3	0	2	1	Hofman cf	3	0	0	0
Chance 1b	4	0	2	2	Chance 1b	4	1	2	1
Zimmerman 2b	4	0	1	0	Zimmerman 2b	3	0	2	0
Steinfeldt 3b	4	0	0	0	Steinfeldt 3b	4	0	1	1
Tinker ss	3	0	0	0	Tinker ss	4	0	0	0
Archer c	4	1	1	0	Archer c	4	0	1	0
Cole p	2	0	0	0	Brown p	3	0	0	0
Kling ph	1	0	0	0	Kling ph	1	0	0	0
Kane pr	0	0	0	0	<b>Totals</b>	<b>34</b>	<b>2</b>	<b>9</b>	<b>2</b>
Brown p	1	0	0	0					
<b>Totals</b>	<b>34</b>	<b>4</b>	<b>9</b>	<b>4</b>					

Philadelphia	001	200	000	0	3	11	3
Chicago	100	100	001	1	4	9	1

**E** – Baker, Collins, Brown, Davis. **DP** – Philadelphia 2, Chicago 1. **LOB** – Philadelphia 10, Chicago 4. **2B** – Baker, Davis, Murphy, Schulte, Archer. **3B** – Strunk, Chance. **S** – Davis, Murphy, Hofman. **SB** – Sheckard (1). **CS** – Baker, Schulte, Zimmerman, Tinker.

<b>Philadelphia</b>	<b>ip</b>	<b>h</b>	<b>r</b>	<b>er</b>	<b>bb</b>	<b>so</b>
Bender (L)	9.2	9	4	4	2	6
<b>Chicago</b>	<b>ip</b>	<b>h</b>	<b>r</b>	<b>er</b>	<b>bb</b>	<b>so</b>
Cole	8.0	10	3	3	3	5
Brown (W)	2.0	1	0	0	0	1

**HBP** – by Cole (Barry).

**T** – 2:14. **A** – 19,150

**Umpires** – Connolly, Rigler, Sheridan, O'Day.

Philadelphia	100	010	050	7	9	1
Chicago	010	000	010	2	9	2

**E** – Baker, Zimmerman, Steinfeldt. **LOB** – Philadelphia 6, Chicago 7. **2B** – Lord, Collins 2, Murphy, Sheckard, Chance. **S** – Barry, Zimmerman. **SB** – Hartsel 2 (2), Collins 2 (4), Zimmerman (1). **CS** – Schulte (2).

<b>Philadelphia</b>	<b>ip</b>	<b>h</b>	<b>r</b>	<b>er</b>	<b>bb</b>	<b>so</b>
Coombs (W)	9.0	9	2	2	1	4
<b>Chicago</b>	<b>ip</b>	<b>h</b>	<b>r</b>	<b>er</b>	<b>bb</b>	<b>so</b>
Brown (L)	9.0	9	7	4	3	7

**WP** – Brown.

**T** – 2:06. **A** – 27,374

**Umpires** – O'Day, Sheridan, Rigler, Connolly.

# 1911 WORLD SERIES

The A's win their second consecutive World Championship as they defeat the New York Giants, four games to two. The A's pitching staff, which consists of Chief Bender, Jack Coombs and Eddie Plank, allows just 13 runs in the series for a 1.29 ERA. Bender goes 2-1 with a 1.04 ERA, Coombs is 1-0 with a 1.35 ERA and Plank is 1-1 with a 1.86 ERA. Frank "Home Run" Baker earns his nickname as he paces the A's offense with a .375 batting average, two home runs and five RBI. Jack Barry hits .368 and the A's offense hits .244 with 27 runs scored in the six games.

The A's lose Game 1 at New York by a 2-1 score as Bender strikes out 11 in eight innings in a complete game effort but loses to Christy Mathewson who tosses a six-hitter. The A's then win each of the next three games, beginning with a 3-1 win at Philadelphia in Game 2. Plank tosses a five-hitter and Baker breaks a 1-1 tie with a two-run home run in the sixth inning. Game 3 lasts 11 innings at New York and the A's are 3-2 winners. Trailing 1-0 entering the ninth inning, Baker homers to tie the game and the A's score two in the 11th for the win. Coombs goes the distance, allowing just three hits in 11 innings. The series is delayed for seven days because of rain but it resumes with a 4-2 A's win in Philadelphia in Game 4. Bender tosses a seven-hitter, Barry has three hits and Eddie Collins, Danny Murphy and Baker have two hits each. The A's lead 3-0 after six innings in Game 5 but the Giants score once in the bottom of the seventh, twice in the ninth and once in the 10th for the win. The A's then wrap up the series with a 13-2 win at Philadelphia, scoring seven times in the seventh inning. Murphy has four hits, Bris Lord adds three and Bender tosses a four-hitter.

## FINAL STATISTICS

PLAYER	AVG	G	AB	R	H	TB	2B	3B	HR	RBI	SH	SF	HP	BB	IBB	SO	SB	CS	DP	E	SLG	OBP
Baker	.375	6	24	7	9	17	2	0	2	5	0	0	0	1	-	5	0	1	0	2	.708	.400
Barry	.368	6	19	2	7	11	4	0	0	2	2	1	0	0	-	2	2	1	0	3	.579	.350
Bender	.091	3	11	0	1	1	0	0	0	0	0	0	0	0	-	1	0	0	0	0	.091	.091
Collins	.286	6	21	4	6	7	1	0	0	1	2	0	0	2	-	3	2	0	0	4	.333	.348
Coombs	.250	2	8	1	2	2	0	0	0	0	0	0	0	0	-	0	0	0	0	0	.250	.250
Davis	.208	6	24	3	5	6	1	0	0	5	0	0	0	0	-	3	0	1	0	0	.250	.208
Lapp	.250	2	8	1	2	2	0	0	0	0	0	0	0	0	-	1	0	0	0	0	.250	.250
Lord	.185	6	27	2	5	7	2	0	0	1	0	0	0	0	-	5	0	0	0	0	.259	.185
McInnis	—	1	0	0	0	0	0	0	0	0	0	0	0	0	-	0	0	0	0	0	—	—
Murphy	.304	6	23	4	7	10	3	0	0	3	1	0	0	0	-	3	0	2	0	1	.435	.304
Oldring	.200	6	25	2	5	10	2	0	1	3	2	0	0	0	-	4	0	0	0	1	.400	.200
Plank	.000	2	3	0	0	0	0	0	0	0	0	0	0	0	-	2	0	0	0	0	.000	.000
Strunk	—	1	0	0	0	0	0	0	0	0	0	0	0	0	-	0	0	0	0	0	—	—
Thomas	.083	4	12	1	1	1	0	0	0	1	0	1	0	1	-	2	0	1	0	0	.083	.143
<b>Totals</b>	<b>.244</b>	<b>6</b>	<b>205</b>	<b>27</b>	<b>50</b>	<b>74</b>	<b>15</b>	<b>0</b>	<b>3</b>	<b>21</b>	<b>7</b>	<b>2</b>	<b>0</b>	<b>4</b>	<b>-</b>	<b>31</b>	<b>4</b>	<b>6</b>	<b>0</b>	<b>11</b>	<b>.361</b>	<b>.256</b>

PITCHER	W	L	ERA	G	GS	CG	GF	SHO	SV	IP	H	R	ER	HR	HB	BB	IBB	SO	WP	BK	AVG
Bender	2	1	1.04	3	3	3	0	0	-	26.0	16	6	3	0	1	8	-	20	1	0	.172
Coombs	1	0	1.35	2	2	1	0	0	-	20.0	11	5	3	0	1	6	-	16	0	0	.175
Plank	1	1	1.86	2	1	1	1	0	-	9.2	6	2	2	0	1	0	-	8	0	0	.182
<b>Totals</b>	<b>4</b>	<b>2</b>	<b>1.29</b>	<b>6</b>	<b>6</b>	<b>5</b>	<b>1</b>	<b>0</b>	<b>-</b>	<b>55.2</b>	<b>33</b>	<b>13</b>	<b>8</b>	<b>0</b>	<b>3</b>	<b>14</b>	<b>-</b>	<b>44</b>	<b>1</b>	<b>0</b>	<b>.175</b>

**Game 1 – October 14**  
**New York 2, Philadelphia 1**

Philadelphia	ab	r	h	bi
Lord lf	4	0	0	0
Oldring cf	4	0	2	0
Collins 2b	3	0	0	0
Baker 3b	4	1	2	0
Murphy rf	3	0	0	0
Davis 1b	4	0	1	1
Barry ss	3	0	0	0
Thomas c	3	0	0	0
Bender p	3	0	1	0
<b>Totals</b>	<b>31</b>	<b>1</b>	<b>6</b>	<b>1</b>

New York	ab	r	h	bi
Devore lf	3	0	1	1
Doyle 2b	3	0	1	0
Snodgrass cf	2	1	0	0
Murray rf	3	0	0	0
Merkle 1b	4	0	1	0
Herzog 3b	3	0	0	0
Fletcher ss	4	0	0	0
Meyers c	3	1	1	0
Mathewson p	3	0	1	0
<b>Totals</b>	<b>28</b>	<b>2</b>	<b>5</b>	<b>1</b>

Philadelphia	010	000	000	1	6	2
New York	000	100	10x	2	5	0

**E** – Baker, Collins. **LOB** – Philadelphia 5, New York 8. **2B** – Oldring 2, Devore, Meyers. **S** – Murphy, Murray. **SB** – Doyle (1). **CS** – Baker, Snodgrass 2.

Philadelphia	ip	h	r	er	bb	so
Bender (L)	8.0	5	2	1	4	11
<b>New York</b>	<b>ip</b>	<b>h</b>	<b>r</b>	<b>er</b>	<b>bb</b>	<b>so</b>
Mathewson (W)	9.0	6	1	1	1	5

**PB** – Meyers. **HBP** – by Bender (Snodgrass).  
**T** – 2:12. **A** – 38,281

**Umpires** – Klem, Dinneen, Brennan, Connolly.

**Game 2 – October 16**  
**Philadelphia 3, New York 1**

New York	ab	r	h	bi
Devore lf	4	0	0	0
Doyle 2b	4	0	0	0
Snodgrass cf	3	0	2	0
Murray rf	4	0	0	0
Merkle 1b	3	0	1	0
Herzog 3b	3	1	1	0
Fletcher ss	3	0	0	0
Meyers c	3	0	1	1
Marquard p	2	0	0	0
Crandall ph-p	1	0	0	0
<b>Totals</b>	<b>30</b>	<b>1</b>	<b>5</b>	<b>1</b>

Philadelphia	ab	r	h	bi
Lord lf	4	1	1	0
Oldring cf	3	0	0	0
Collins 2b	3	1	2	0
Baker 3b	3	1	1	2
Murphy rf	3	0	0	0
Davis 1b	3	0	0	0
Barry ss	3	0	0	0
Thomas c	3	0	0	0
Plank p	3	0	0	0
<b>Totals</b>	<b>28</b>	<b>3</b>	<b>4</b>	<b>2</b>

New York	010	000	000	1	5	3
Philadelphia	100	002	00x	3	4	0

**E** – Devore, Merkle, Murray. **LOB** – New York 3, Philadelphia 2. **2B** – Herzog, Collins. **HR** – Baker (1). **S** – Oldring.

New York	ip	h	r	er	bb	so
Marquard (L)	7.0	4	3	2	0	4
Crandall	1.0	0	0	0	0	2
<b>Philadelphia</b>	<b>ip</b>	<b>h</b>	<b>r</b>	<b>er</b>	<b>bb</b>	<b>so</b>
Plank (W)	9.0	5	1	1	0	8

**WP** – Marquard. **HBP** – by Plank (Snodgrass).

**T** – 1:52. **A** – 26,286  
**Umpires** – Connolly, Brennan, Klem, Dinneen.

**Game 3 – October 17**  
**Philadelphia 3, New York 2 (11)**

Philadelphia	ab	r	h	bi
Lord lf	5	0	0	0
Oldring cf	5	0	0	0
Collins 2b	5	1	2	0
Baker 3b	5	2	2	1
Murphy rf	5	0	0	1
Davis 1b	5	0	2	1
Barry ss	3	0	2	0
Lapp c	4	0	1	0
Coombs p	4	0	0	0
<b>Totals</b>	<b>41</b>	<b>3</b>	<b>9</b>	<b>3</b>

New York	ab	r	h	bi
Devore lf	4	0	0	1
Doyle 2b	4	0	0	0
Snodgrass cf	3	0	0	0
Murray rf	2	0	0	0
Merkle 1b	3	0	0	0
Herzog 3b	3	1	1	0
Fletcher ss	4	0	0	0
Meyers c	4	1	1	0
Mathewson p	3	0	1	0
Becker ph	1	0	0	0
<b>Totals</b>	<b>31</b>	<b>2</b>	<b>3</b>	<b>1</b>

Philadelphia	000	000	001	02	3	9	2
New York	001	000	000	01	2	3	5

**E** – Fletcher 2, Herzog 3, Collins 2. **DP** – New York 1. **LOB** – Philadelphia 6, New York 1. **2B** – Barry, Herzog. **HR** – Baker (2). **S** – Barry, Murray. **SB** – Collins (1), Barry (1). **CS** – Davis, Devore, Murray, Merkle, Herzog, Becker.

Philadelphia	ip	h	r	er	bb	so
Coombs (W)	11.0	3	2	1	4	7
<b>New York</b>	<b>ip</b>	<b>h</b>	<b>r</b>	<b>er</b>	<b>bb</b>	<b>so</b>
Mathewson (L)	11.0	9	3	1	0	3

**T** – 2:25. **A** – 37,216  
**Umpires** – Brennan, Connolly, Klem, Dinneen.



**Game 4 – October 24**  
Philadelphia 4, New York 2

**Game 5 – October 25**  
New York 4, Philadelphia 3 (10)

**Game 6 – October 26**  
Philadelphia 13, New York 2

New York	ab	r	h	bi	Philadelphia	ab	r	h	bi	New York	ab	r	h	bi
Devore lf	4	1	2	0	Lord lf	5	0	0	0	Devore lf	4	0	0	0
Doyle 2b	3	1	1	1	Oldring cf	5	1	2	3	Doyle 2b	4	1	1	0
Snodgrass cf	3	0	0	1	Collins 2b	3	0	0	0	Snodgrass cf	4	0	0	0
Murray rf	4	0	0	0	Baker 3b	4	0	0	0	Murray rf	3	0	0	0
Merkle 1b	4	0	1	0	Murphy rf	4	0	1	0	Merkle 1b	4	0	0	0
Herzog 3b	4	0	0	0	Davis 1b	4	0	0	0	Herzog 3b	4	1	1	0
Fletcher ss	4	0	2	0	Barry ss	4	0	1	0	Fletcher ss	4	0	0	1
Meyers c	4	0	1	0	Lapp c	4	1	1	0	Meyers c	3	0	1	0
Mathewson p	1	0	0	0	Coombs p	4	1	2	0	Wilson c	1	0	0	0
Becker ph	1	0	0	0	Strunk pr	0	0	0	0	Ames p	1	0	1	0
Wiltse p	0	0	0	0	Plank p	0	0	0	0	Crandall ph	0	0	0	0
<b>Totals</b>	<b>32</b>	<b>2</b>	<b>7</b>	<b>2</b>	<b>Totals</b>	<b>37</b>	<b>3</b>	<b>7</b>	<b>3</b>	<b>Totals</b>	<b>33</b>	<b>2</b>	<b>4</b>	<b>1</b>

Philadelphia	ab	r	h	bi	New York	ab	r	h	bi	Philadelphia	ab	r	h	bi
Lord lf	4	0	1	0	Devore lf	5	0	1	1	Lord lf	5	1	3	1
Oldring cf	3	0	0	0	Doyle 2b	5	1	4	0	Oldring cf	5	1	1	0
Collins 2b	3	1	2	0	Snodgrass cf	4	0	0	0	Collins 2b	4	1	0	1
Baker 3b	3	1	2	1	Murray rf	5	0	0	0	Baker 3b	5	2	2	1
Murphy rf	4	1	2	1	Merkle 1b	2	1	0	1	Murphy rf	4	3	4	1
Davis 1b	4	1	1	1	Herzog 3b	4	0	1	0	Davis 1b	4	2	1	2
Barry ss	4	0	3	0	Fletcher ss	4	1	1	0	Barry ss	2	2	1	2
Thomas c	3	0	0	1	Meyers c	3	0	1	1	Thomas c	3	1	1	0
Bender p	4	0	0	0	Marquard p	0	0	0	0	Bender p	4	0	0	0
<b>Totals</b>	<b>32</b>	<b>4</b>	<b>11</b>	<b>4</b>	<b>Totals</b>	<b>35</b>	<b>4</b>	<b>9</b>	<b>4</b>	<b>Totals</b>	<b>36</b>	<b>13</b>	<b>13</b>	<b>8</b>

New York 200 000 000 2 7 3  
Philadelphia 000 310 00x 4 11 1

Philadelphia 003 000 000 0 3 7 1  
New York 000 000 102 1 4 9 2

New York 100 000 001 2 4 3  
Philadelphia 001 401 70x 13 13 5

E – Fletcher, Baker, Murray, Mathewson.  
DP – Philadelphia 1. LOB – New York 6, Philadelphia 8. 2B – Merkle, Meyers, Baker 2, Murphy 2, Davis, Barry 2. 3B – Doyle. S – Oldring, Collins. SF – Snodgrass, Thomas. CS – Murphy.

E – Fletcher, Doyle, Collins. DP – Philadelphia 1, New York 1. LOB – Philadelphia 5, New York 6. 2B – Doyle 2, Fletcher, Crandall. HR – Oldring (1). S – Snodgrass. SF – Merkle, Meyers. SB – Collins (2), Barry (2), Doyle (2), Herzog (1). CS – Murphy, Barry, Devore, Meyers.

E – Barry 3, Merkle, Murray, Oldring, Ames, Murphy. LOB – New York 6, Philadelphia 3. 2B – Doyle, Lord 2, Murphy, Barry. S – Collins, Barry. SF – Barry. SB – Herzo (2). CS – Devore, Thomas.

New York	ip	h	r	er	bb	so
Mathewson (L)	7.0	10	4	4	1	5
Wiltse	1.0	1	0	0	0	1
Philadelphia	ip	h	r	er	bb	so
Bender (W)	9.0	7	2	2	2	4

Philadelphia	ip	h	r	er	bb	so
Coombs	9.0	8	3	2	2	9
Plank (L)	0.2	1	1	1	0	0
New York	ip	h	r	er	bb	so
Marquard	3.0	3	3	0	1	2
Ames	4.0	2	0	0	0	2
Crandall (W)	3.0	2	0	0	0	0

New York	ip	h	r	er	bb	so
Ames (L)	4.0	4	5	2	1	4
Wiltse	2.1	7	8	7	0	1
Marquard	1.2	2	0	0	0	2
Philadelphia	ip	h	r	er	bb	so
Bender (W)	9.0	4	2	0	2	5

T – 1:49. A – 24,355  
Umpires – Dinneen, Klem, Connolly, Brennan.

WP – Crandall. HBP – by Coombs (Merkle).  
T – 2:33. A – 33,228  
Umpires – Klem, Dinneen, Connolly, Brennan.

WP – Bender, Marquard.  
T – 2:12. A – 20,485  
Umpires – Connolly, Brennan, Klem, Dinneen.

WP – Crandall. HBP – by Coombs (Merkle).  
T – 2:33. A – 33,228  
Umpires – Klem, Dinneen, Connolly, Brennan.

# 1913 WORLD SERIES

The A's win their third World Championship over a four-year span as they defeat the New York Giants, four games to one. The A's use just three pitchers in the series with all going the distance, including Chief Bender, who wins Games 1 and 4, and Eddie Plank, who posts a 1-1 record and a 0.95 ERA. Frank Baker paces the A's offense with a .450 batting average and matches Wally Schang for the team-lead with seven RBI. Eddie Collins hits .421 and steals three bases.

Bender allows 11 hits in Game 1 at New York, but the A's defeat the Giants, 6-4. Collins goes 3 for 3 and scores three runs and Baker is 3 for 4 with three RBI, including a two-run home run. The A's lone loss comes in a Game 2 at Philadelphia, a 3-0 decision in 10 innings. Plank tosses nine shutout innings before allowing three runs in the top of the 10th, while Christy Mathewson blanks the A's on eight hits. The series returns to Philadelphia for Game 3 and the A's score five times in the first two innings en route to an 8-2 win. Collins has his second three-hit game of the series and drives in three runs and Joe Bush tosses a five hitter. The A's take a 6-0 lead into the seventh inning of Game 4 at Philadelphia and hold on to win 6-5. Jack Barry has three hits and Schang goes 2 for 2 with four RBI. The A's then clinch the series at New York with a 3-1 win in Game 5 as Plank tosses a two-hitter, allowing just one unearned run in the fifth inning. The A's score early again as Baker has a sacrifice fly in the first inning and a RBI single in the A's two-run third.

## FINAL STATISTICS

PLAYER	AVG	G	AB	R	H	TB	2B	3B	HR	RBI	SH	SF	HP	BB	IBB	SO	SB	CS	DP	E	SLG	OBP
Baker	.450	5	20	2	9	12	0	0	1	7	0	1	0	0	-	2	1	1	0	1	.600	.429
Barry	.300	5	20	3	6	9	3	0	0	1	0	0	0	0	-	0	0	0	0	1	.450	.300
Bender	.000	2	8	0	0	0	0	0	0	1	0	0	0	0	-	1	0	0	0	0	.000	.000
Bush	.250	1	4	0	1	1	0	0	0	0	0	0	0	0	-	1	0	0	0	0	.250	.250
Collins	.421	5	19	5	8	12	0	2	0	3	2	0	0	1	-	2	3	0	0	1	.632	.450
Lapp	.250	1	4	0	1	1	0	0	0	0	0	0	0	0	-	1	0	0	0	0	.250	.250
McInnis	.118	5	17	1	2	3	1	0	0	2	2	1	0	0	-	2	0	0	0	0	.176	.111
Murphy	.227	5	22	2	5	5	0	0	0	0	0	0	0	2	-	0	0	1	0	0	.227	.292
Oldring	.273	5	22	5	6	8	0	1	0	0	0	0	0	0	-	1	1	0	0	0	.364	.273
Plank	.143	2	7	0	1	1	0	0	0	0	0	0	0	0	-	0	0	0	0	1	.143	.143
Schang	.357	4	14	2	5	10	0	1	1	7	0	0	0	2	-	4	0	0	0	1	.714	.438
Strunk	.118	5	17	3	2	2	0	0	0	0	1	0	0	2	-	2	0	0	0	0	.118	.211
<b>Totals</b>	<b>.264</b>	<b>5</b>	<b>174</b>	<b>23</b>	<b>46</b>	<b>64</b>	<b>4</b>	<b>4</b>	<b>2</b>	<b>21</b>	<b>5</b>	<b>2</b>	<b>0</b>	<b>7</b>	<b>-</b>	<b>16</b>	<b>5</b>	<b>2</b>	<b>0</b>	<b>5</b>	<b>.368</b>	<b>.290</b>

PITCHER	W	L	ERA	G	GS	CG	GF	SHO	SV	IP	H	R	ER	HR	HB	BB	IBB	SO	WP	BK	AVG
Bender	2	0	4.00	2	2	2	0	0	-	18.0	19	9	8	1	1	1	-	9	0	0	.271
Bush	1	0	1.00	1	1	1	0	0	-	9.0	5	2	1	0	1	4	-	3	0	0	.172
Plank	1	1	0.95	2	2	2	0	0	-	19.0	9	4	2	0	1	3	-	7	0	0	.138
<b>Totals</b>	<b>4</b>	<b>1</b>	<b>2.15</b>	<b>5</b>	<b>5</b>	<b>5</b>	<b>0</b>	<b>0</b>	<b>-</b>	<b>46.0</b>	<b>33</b>	<b>15</b>	<b>11</b>	<b>1</b>	<b>3</b>	<b>8</b>	<b>-</b>	<b>19</b>	<b>0</b>	<b>0</b>	<b>.201</b>



**Game 4 – October 10**  
**Philadelphia 6, New York 5**

**Game 5 – October 11**  
**Philadelphia 3, New York 1**

<b>New York</b>					<b>Philadelphia</b>						
ab	r	h	bi	ab	r	h	bi				
Snodgrass cf	2	0	0	0	Murphy rf	3	1	2	0		
Herzog 3b	2	0	1	0	Oldring lf	4	2	0	0		
Doyle 2b	4	0	0	0	Collins 2b	3	0	1	0		
Fletcher ss	4	1	0	0	Baker 3b	3	0	2	2		
Burns lf	4	2	2	1	McInnis 1b	2	0	0	1		
Shafer 3b-cf	4	0	1	1	Strunk cf	4	0	0	0		
Murray rf	2	1	1	0	Barry ss	4	0	0	0		
McLean c	2	0	2	0	Schang c	4	0	1	0		
Cooper pr	0	0	0	0	Plank p	3	0	0	0		
Wilson c	1	0	0	0	<b>Totals</b>	<b>30</b>	<b>3</b>	<b>6</b>	<b>3</b>		
Crandall ph	1	0	0	0							
Merkle 1b	4	1	1	3	<b>New York</b>						
Demaree p	1	0	0	0	ab	r	h	bi			
McCormick ph	1	0	0	0	Herzog 3b	4	0	0	0		
Marquard p	1	0	0	0	Doyle 2b	4	0	0	0		
Grant ph	1	0	0	0	Fletcher ss	3	0	0	0		
<b>Totals</b>	<b>34</b>	<b>5</b>	<b>8</b>	<b>5</b>	Burns lf	3	0	0	0		
					Shafer cf	2	1	0	0		
					Murray rf	3	0	0	0		
					McLean c	3	0	1	1		
<b>Philadelphia</b>	<b>ab</b>	<b>r</b>	<b>h</b>	<b>bi</b>	Merkle 1b	3	0	0	0		
Murphy rf	5	0	0	0	Mathewson p	2	0	1	0		
Oldring lf	4	0	2	0	Crandall ph	1	0	0	0		
Collins 2b	4	0	0	0	<b>Totals</b>	<b>28</b>	<b>1</b>	<b>2</b>	<b>1</b>		
Baker 3b	4	0	0	0							
McInnis 1b	4	1	1	0	Philadelphia	102	000	000	3	6	1
Strunk cf	2	2	1	0	New York	000	010	000	1	2	2
Barry ss	4	2	3	1							
Schang c	2	1	2	4							
Bender p	4	0	0	1							
<b>Totals</b>	<b>33</b>	<b>6</b>	<b>9</b>	<b>6</b>							

New York 000 000 320 5 8 2  
 Philadelphia 010 320 00x 6 9 0

**E** – Merkle 2. **LOB** – New York 4, Philadelphia 7. **2B** – Burns, Barry 2. **3B** – Shafer, Oldring. **HR** – Merkle (1). **SB** – Burns (1), Murray (2), Collins (3). **CS** – Cooper. **SH** – Strunk.

<b>New York</b>	ip	h	r	er	bb	so
Demaree (L)	4.0	7	4	2	1	0
Marquard	4.0	2	2	2	2	2
<b>Philadelphia</b>	ip	h	r	er	bb	so
Bender (W)	9.0	8	5	5	1	5

**HBP** – by Bender (Murray). **PB** – McLean.  
**T** – 2:09. **A** – 20,568  
**Umpires** – Egan, Clem, Connolly, Rigler.

Philadelphia 102 000 000 3 6 1  
 New York 000 010 000 1 2 2

**E** – Plank, Doyle, Burns. **DP** – Philadelphia 2. **LOB** – Philadelphia 5, New York 1. **SH** – Collins, McInnis. **SF** – Baker, McInnis.

<b>Philadelphia</b>	ip	h	r	er	bb	so
Plank (W)	9.0	2	1	0	1	1
<b>New York</b>	ip	h	r	er	bb	so
Mathewson (L)	9.0	6	3	2	1	2

**T** – 1:39. **A** – 36,632  
**Umpires** – Klem, Egan, Rigler, Connolly.

# 1914 WORLD SERIES

The A's return to the World Series for the fourth time in five years but are swept in four games by the Boston Braves. The pitching staff posts a 3.41 ERA in the series, including 1.00 by Eddie Plank. The offense is held to a .172 batting average and scores just six runs in the four games. Frank Baker leads the A's with four hits in the series.

The A's drop a 7-1 decision in Game 1 at Philadelphia as Dick Rudolph limits the A's to an unearned run in the second inning. Chief Bender takes the loss, allowing six runs in 5.1 innings. Bill James shuts out the A's 1-0 in Game 2, yielding just two hits. The game is scoreless over the first eight innings before Plank allows a Les Mann RBI single with two outs in the top of the ninth. The series moves to Boston for Game 3, a 5-4 A's loss in 12 innings. The score is tied at 2-2 when Frank Baker delivers a two-run single in the top of the 10th inning. Joe Bush, who goes the distance for the A's, then allows two runs in the bottom of the 10th. Bush takes the loss when his own throwing error on a Herbie Moran sacrifice bunt attempt in the 12th allows the winning run to score. The A's then drop a 3-1 decision in Game 4 as Rudolph again holds the A's to just one run. Starting pitcher Bob Shawkey allows three runs in 5.0 innings for the loss.

## FINAL STATISTICS

PLAYER	AVG	G	AB	R	H	TB	2B	3B	HR	RBI	SH	SF	HP	BB	IBB	SO	SB	CS	DP	E	SLG	OBP
Baker	.250	4	16	0	4	6	2	0	0	2	0	0	0	1	-	3	0	0	1	0	.375	.294
Barry	.071	4	14	1	1	1	0	0	0	0	0	0	0	1	-	3	1	0	0	1	.071	.133
Bender	.000	1	2	0	0	0	0	0	0	0	0	0	0	0	-	0	0	0	0	0	.000	.000
Bush	.000	1	5	0	0	0	0	0	0	0	0	0	0	0	-	2	0	0	0	1	.000	.000
Collins	.214	4	14	0	3	3	0	0	0	1	0	1	0	2	-	1	1	0	0	0	.214	.294
Lapp	.000	1	1	0	0	0	0	0	0	0	0	0	0	0	-	0	0	0	0	0	.000	.000
McInnis	.143	4	14	2	2	3	1	0	0	0	0	0	0	3	-	3	0	0	0	0	.214	.294
Murphy	.188	4	16	2	3	5	2	0	0	0	0	0	2	-	2	0	1	1	0	.313	.278	
Oldring	.067	4	15	0	1	1	0	0	0	2	0	0	0	-	5	0	1	0	0	.067	.067	
Pennock	.000	1	1	0	0	0	0	0	0	0	0	0	0	0	-	0	0	0	0	0	.000	.000
Plank	.000	1	2	0	0	0	0	0	0	0	0	0	0	0	-	1	0	0	0	0	.000	.000
Schang	.167	4	12	1	2	3	1	0	0	0	0	0	0	1	-	4	0	1	0	1	.250	.231
Shawkey	.500	1	2	0	1	2	1	0	0	1	0	0	0	0	-	1	0	0	0	1	1.000	.500
Strunk	.286	2	7	0	2	2	0	0	0	0	0	0	0	0	-	2	0	0	0	0	.286	.286
Walsh	.333	3	6	0	2	3	1	0	0	1	0	0	0	3	-	1	0	0	0	0	.500	.556
Wyckoff	1.000	1	1	0	1	2	1	0	0	0	0	0	0	0	-	0	0	0	0	0	2.000	1.000
<b>Totals</b>	<b>.172</b>	<b>4</b>	<b>128</b>	<b>6</b>	<b>22</b>	<b>31</b>	<b>9</b>	<b>0</b>	<b>0</b>	<b>5</b>	<b>2</b>	<b>1</b>	<b>0</b>	<b>13</b>	<b>-</b>	<b>28</b>	<b>2</b>	<b>3</b>	<b>2</b>	<b>3</b>	<b>.242</b>	<b>.246</b>

PITCHER	W	L	ERA	G	GS	CG	GF	SHO	SV	IP	H	R	ER	HR	HB	BB	IBB	SO	WP	BK	AVG
Bender	0	1	10.13	1	1	0	0	0	-	5.1	8	6	6	0	0	2	-	3	0	0	.381
Bush	0	1	3.27	1	1	1	0	0	-	11.0	9	5	4	1	0	4	-	4	0	0	.225
Pennock	0	0	0.00	1	0	0	1	0	-	3.0	2	0	0	0	0	2	-	3	0	0	.200
Plank	0	1	1.00	1	1	1	0	0	-	9.0	7	1	1	0	1	4	-	6	0	0	.212
Shawkey	0	1	3.60	1	1	0	0	0	-	5.0	4	3	2	0	2	-	0	0	0	0	.222
Wyckoff	0	0	2.45	1	0	0	1	0	-	3.2	3	1	1	0	0	1	-	2	0	0	.231
<b>Totals</b>	<b>0</b>	<b>4</b>	<b>3.41</b>	<b>4</b>	<b>4</b>	<b>2</b>	<b>2</b>	<b>0</b>	<b>-</b>	<b>37.0</b>	<b>33</b>	<b>16</b>	<b>14</b>	<b>1</b>	<b>1</b>	<b>15</b>	<b>-</b>	<b>18</b>	<b>0</b>	<b>0</b>	<b>.244</b>

**Game 1 – October 9**  
**Boston 7, Philadelphia 1**

**Game 2 – October 10**  
**Boston 1, Philadelphia 0**

**Game 3 – October 12**  
**Boston 5, Philadelphia 4 (12)**

Boston	ab	r	h	bi
Moran rf	5	0	0	0
Evers 2b	4	1	1	0
Connolly lf	3	1	1	0
Whitted cf	3	2	1	2
Schmidt 1b	4	1	2	1
Gowdy c	3	2	3	1
Maranville ss	4	0	2	2
Deal 3b	4	0	0	0
Rudolph p	4	0	1	0
<b>Totals</b>	<b>34</b>	<b>7</b>	<b>11</b>	<b>6</b>

Boston	ab	r	h	bi
Mann rf	5	0	2	1
Evers 2b	4	0	2	0
Cather lf	5	0	0	0
Whitted cf	3	0	0	0
Schmidt 1b	4	0	1	0
Gowdy c	2	0	0	0
Maranville ss	2	0	1	0
Deal 3b	4	1	1	0
James p	4	0	0	0
<b>Totals</b>	<b>33</b>	<b>1</b>	<b>7</b>	<b>1</b>

Philadelphia	ab	r	h	bi
Murphy rf	5	2	2	0
Oldring lf	5	0	0	0
Collins 2b	4	0	1	1
Baker 3b	5	0	2	2
McInnis 1b	5	1	1	0
Walsh cf	4	0	1	1
Barry ss	5	0	0	0
Schang c	4	1	1	0
Bush p	5	0	0	0
<b>Totals</b>	<b>42</b>	<b>4</b>	<b>8</b>	<b>4</b>

Philadelphia	ab	r	h	bi
Murphy rf	4	0	1	0
Oldring lf	3	0	0	0
Collins 2b	3	0	0	0
Baker 3b	4	0	1	0
McInnis 1b	2	1	0	0
Strunk cf	4	0	2	0
Barry ss	4	0	0	0
Schang c	2	0	0	0
Lapp c	1	0	0	0
Bender p	2	0	0	0
Wyckoff p	1	0	1	0
<b>Totals</b>	<b>30</b>	<b>1</b>	<b>5</b>	<b>0</b>

Philadelphia	ab	r	h	bi
Murphy rf	3	0	0	0
Oldring lf	3	0	0	0
Collins 2b	3	0	1	0
Baker 3b	3	0	0	0
McInnis 1b	3	0	0	0
Strunk cf	3	0	0	0
Barry ss	2	0	0	0
Schang c	3	0	1	0
Plank p	2	0	0	0
Walsh ph	0	0	0	0
<b>Totals</b>	<b>25</b>	<b>0</b>	<b>2</b>	<b>0</b>

Boston	ab	r	h	bi
Moran rf	4	1	0	0
Evers 2b	5	0	3	0
Connolly lf	4	0	0	1
Whitted cf	5	0	0	0
Schmidt 1b	5	1	1	0
Deal 3b	5	0	1	0
Maranville ss	4	1	1	1
Gowdy c	4	1	3	2
Mann pr	0	1	0	0
Tyler p	3	0	0	0
Devore ph	1	0	0	0
James p	0	0	0	0
Gilbert ph	0	0	0	0
<b>Totals</b>	<b>40</b>	<b>5</b>	<b>9</b>	<b>4</b>

Boston	020	013	010	7	11	2
Philadelphia	010	000	000	1	5	0

Boston	000	000	001	1	7	1
Philadelphia	000	000	000	0	2	1

**E** – Evers, Moran. **DP** – Boston 1, Philadelphia 4. **LOB** – Boston 3, Philadelphia 6. **2B** – Gowdy, Baker, Wyckoff. **3B** – Whitted, Gowdy. **SB** – Moran (1), Schmidt (1), Gowdy (1). **SH** – Oldring.

**E** – Maranville, Barry. **DP** – Boston 1. **LOB** – Boston 11, Philadelphia 1. **2B** – Deal, Schang. **S** – Maranville. **SB** – Deal 2 (2), Barry (1). **CS** – Evers, Murphy, Schang.

Philadelphia 100 100 000 200 4 8 2  
 Boston 010 100 000 201 5 9 1  
 no outs when winning run scored.

Boston	ip	h	r	er	bb	so
Rudolph (W)	9.0	5	1	0	3	8
<b>Philadelphia</b>	<b>ip</b>	<b>h</b>	<b>r</b>	<b>er</b>	<b>bb</b>	<b>so</b>
Bender (L)	5.1	8	6	6	2	3
Wyckoff	3.2	3	1	1	1	2

Boston	ip	h	r	er	bb	so
James (W)	9.0	2	0	0	3	8
<b>Philadelphia</b>	<b>ip</b>	<b>h</b>	<b>r</b>	<b>er</b>	<b>bb</b>	<b>so</b>
Plank (L)	9.0	7	1	1	4	6

**E** – Bush, Schang, Connolly. **DP** – Boston 1. **LOB** – Philadelphia 10, Boston 8. **2B** – Murphy 2, Baker, McInnis, Deal, Gowdy 2. **HR** – Gowdy (1). **SH** – Oldring, Moran. **SF** – Collins, Connolly. **SB** – Collins (1), Evers (1), Maranville 2 (2). **CS** – Maranville.

**T** – 1:58. **A** – 20,562

**Umpires** – Dinneen, Klem, Byron, Hildebrand.

**HBP** – by Plank (Maranville). **PB** – Schang.  
**T** – 1:56. **A** – 20,562

**Umpires** – Hildebrand, Byron, Klem, Dinneen.

Philadelphia	ip	h	r	er	bb	so
Bush (L)	11.0	9	5	4	4	4
<b>Boston</b>	<b>ip</b>	<b>h</b>	<b>r</b>	<b>er</b>	<b>bb</b>	<b>so</b>
Tyler	10.0	8	4	4	3	4
James (W)	2.0	0	0	0	3	1

Bush pitcher to three batters in the 12th  
**T** – 3:06. **A** – 35,520

**Umpires** – Klem, Dinneen, Byron, Hildebrand.

**Game 4 – October 13**  
**Boston 3, Philadelphia 1**

<b>Philadelphia</b>	<b>ab</b>	<b>r</b>	<b>h</b>	<b>bi</b>
Murphy rf	4	0	0	0
Oldring lf	4	0	1	0
Collins 2b	4	0	1	0
Baker 3b	4	0	1	0
McInnis 1b	4	0	1	0
Walsh cf	2	0	1	0
Barry ss	3	1	1	0
Schang c	3	0	0	0
Shawkey p	2	0	1	1
Pennock p	1	0	0	0
<b>Totals</b>	<b>31</b>	<b>1</b>	<b>7</b>	<b>1</b>

<b>Boston</b>	<b>ab</b>	<b>r</b>	<b>h</b>	<b>bi</b>
Moran rf	4	1	1	0
Evers 2b	3	1	1	2
Connolly lf	2	0	0	0
Mann ph-1f	2	0	0	0
Whitted cf	3	0	2	0
Schmidt 1b	4	0	1	1
Gowdy c	2	0	0	0
Maranville ss	3	0	0	0
Deal 3b	3	0	0	0
Rudolph p	2	1	1	0
<b>Totals</b>	<b>28</b>	<b>3</b>	<b>6</b>	<b>3</b>

Philadelphia 000 010 000 1 7 0  
 Boston 000 120 00x 3 6 0

**LOB** – Philadelphia 4, Boston 5. **2B** – Walsh, Shawkey, Moran. **SB** – Whitted (1). **CS** – Oldring, Schmidt.

<b>Philadelphia</b>	<b>ip</b>	<b>h</b>	<b>r</b>	<b>er</b>	<b>bb</b>	<b>so</b>
Shawkey (L)	5.0	4	3	3	2	0
Pennock	3.0	2	0	0	2	3
<b>Boston</b>	<b>ip</b>	<b>h</b>	<b>r</b>	<b>er</b>	<b>bb</b>	<b>so</b>
Rudolph (W)	9.0	7	1	1	1	7

**WP** – Rudolph. **PB** – Schang.  
**T** – 1:49. **A** – 34,362  
**Umpires** – Byron, Hildebrand, Klem, Dineen



# 1929 WORLD SERIES

The A's return to the World Series for the first time in 15 years and win their fourth World Championship, besting the Chicago Cubs four games to one. The pitching staff posts a 2.40 ERA, including 1.42 by Howard Ehmke. The offense hits .281 and scores 26 runs in the five-game series. Jimmy Dykes hits .421 and Mickey Cochrane adds a .400 batting average. Jimmie Foxx, Mule Haas and Al Simmons all hit two home runs each.

Ehmke strikes out 13 and tosses an eight-hitter in the opener as the A's win 3-1 at Chicago. Foxx breaks a scoreless tie with a solo home run in the seventh inning and the A's have a 3-0 lead before Ehmke allows an unearned run in the bottom of the ninth. In Game 2, Simmons drives in four runs and Foxx is 3 for 5 with three RBI and his second home run in a 9-3 victory. The series moves to Philadelphia for Game 3 when the A's lose their only game of the series, 3-1. George Earnshaw goes the distance and strikes out 10, after tossing 4.2 innings two days earlier. The A's fall behind 8-0 in Game 4 before scoring 10 times in the bottom of the seventh inning to win, 10-8. Haas and Simmons both homer in the inning and Haas and Jimmy Dykes drive in three runs each as the A's send 15 batters to the plate. Philadelphia then clinches the series with a 3-2 win in Game 5. Ehmke allows two runs in 3.2 innings before Rube Walberg comes on to pitch 5.1 innings of scoreless relief. The A's trail 2-0 entering the bottom of the ninth before Haas hits a two-run home run to tie the game. Bing Miller then has a walk-off double to drive in Simmons and win the series.

## FINAL STATISTICS

PLAYER	AVG	G	AB	R	H	TB	2B	3B	HR	RBI	SH	SF	HP	BB	IBB	SO	SB	CS	DP	E	SLG	OBP
Bishop	.190	5	21	2	4	4	0	0	0	1	0	0	0	2	-	3	0	0	0	0	.190	.261
Boley	.235	5	17	1	4	4	0	0	0	1	3	0	0	0	-	3	0	0	1	0	.235	.235
Burns	.000	1	2	0	0	0	0	0	0	0	0	0	0	0	-	1	0	0	0	0	.000	.000
Cochrane	.400	5	15	5	6	7	1	0	0	0	0	0	0	7	-	0	0	0	1	0	.467	.591
Dykes	.421	5	19	2	8	9	1	0	0	4	0	0	0	1	-	1	0	0	0	2	.474	.450
Earnshaw	.000	2	5	1	0	0	0	0	0	0	1	0	0	0	-	4	0	0	0	0	.000	.000
Ehmke	.200	2	5	0	1	1	0	0	0	0	0	0	0	0	-	0	0	0	0	0	.200	.200
Foxx	.350	5	20	5	7	14	1	0	2	5	0	0	0	1	-	1	0	0	2	0	.700	.381
French	.000	1	1	0	0	0	0	0	0	0	0	0	0	0	-	1	0	0	0	0	.000	.000
Grove	.000	2	2	0	0	0	0	0	0	0	0	0	0	0	-	1	0	0	0	0	.000	.000
Haas	.238	5	21	3	5	11	0	0	2	6	1	0	0	1	-	3	0	0	0	0	.524	.273
Miller	.368	5	19	1	7	8	1	0	4	1	0	1	0	0	-	2	0	2	0	1	.421	.400
Quinn	.000	1	2	0	0	0	0	0	0	0	0	0	0	0	-	2	0	0	0	0	.000	.000
Simmons	.300	5	20	6	6	13	1	0	2	5	0	1	0	1	-	4	0	0	0	0	.650	.318
Summa	.000	1	1	0	0	0	0	0	0	0	0	0	0	0	-	1	0	0	0	0	.000	.000
Walberg	.000	2	1	0	0	0	0	0	0	0	0	0	0	0	-	0	0	0	0	1	.000	.000
<b>Totals</b>	<b>.281</b>	<b>5</b>	<b>171</b>	<b>26</b>	<b>48</b>	<b>71</b>	<b>5</b>	<b>0</b>	<b>6</b>	<b>26</b>	<b>6</b>	<b>1</b>	<b>1</b>	<b>13</b>	<b>-</b>	<b>27</b>	<b>0</b>	<b>2</b>	<b>4</b>	<b>4</b>	<b>.415</b>	<b>.333</b>

PITCHER	W	L	ERA	G	GS	CG	GF	SHO	SV	IP	H	R	ER	HR	HB	BB	IBB	SO	WP	BK	AVG
Earnshaw	1	1	2.63	2	2	1	0	0	-	13.2	14	6	4	0	0	6	-	17	0	0	.250
Ehmke	1	0	1.42	2	2	1	0	0	-	12.2	14	3	2	0	0	3	-	13	0	0	.286
Grove	0	0	0.00	2	0	0	2	0	-	6.1	3	0	0	0	0	1	-	10	0	0	.143
Quinn	0	0	9.00	1	1	0	0	0	-	5.0	7	6	5	1	0	2	-	2	0	0	.318
Rommel	1	0	9.00	1	0	0	0	0	-	1.0	2	1	1	0	0	1	-	0	0	0	.500
Walberg	1	0	0.00	2	0	0	1	0	-	6.1	3	1	0	0	0	0	-	8	0	0	.143
<b>Totals</b>	<b>4</b>	<b>1</b>	<b>2.40</b>	<b>5</b>	<b>5</b>	<b>2</b>	<b>3</b>	<b>0</b>	<b>-</b>	<b>45.0</b>	<b>43</b>	<b>17</b>	<b>12</b>	<b>1</b>	<b>0</b>	<b>13</b>	<b>-</b>	<b>50</b>	<b>0</b>	<b>0</b>	<b>.249</b>

**Game 1 – October 8**  
Philadelphia 3, Chicago 1

Philadelphia	ab	r	h	bi
Bishop 2b	4	0	0	0
Haas cf	3	0	0	0
Cochrane c	3	1	1	0
Simmons lf	4	1	0	0
Foxx 1b	4	1	2	1
Miller rf	4	0	1	2
Dykes 3b	4	0	1	0
Boley ss	4	0	0	0
Ehmke p	4	0	1	0
<b>Totals</b>	<b>34</b>	<b>3</b>	<b>6</b>	<b>3</b>

Chicago	ab	r	h	bi
McMillan 3b	4	0	1	0
English ss	4	0	2	0
Hornsby 2b	4	0	0	0
Wilson cf	4	0	0	0
Cuyler rf	4	1	1	0
Stephenson lf	4	0	2	1
Grimm 1b	2	0	2	0
Taylor c	2	0	0	0
Heathcote ph	1	0	0	0
Gonzalez c	0	0	0	0
Blair ph	1	0	0	0
Root p	2	0	0	0
Hartnett ph	1	0	0	0
Bush p	0	0	0	0
Tolson ph	1	0	0	0
<b>Totals</b>	<b>34</b>	<b>1</b>	<b>8</b>	<b>1</b>

Philadelphia	000	000	102	3	6	1
Chicago	000	000	001	1	8	2

E – Dykes, English 2. DP – Chicago 1. LOB – Philadelphia 6, Chicago 8. 2B – English. HR – Foxx (1). CS – Grimm. SH – Grimm.

Philadelphia	ip	h	r	er	bb	so
Ehmke (W)	9.0	8	1	0	1	13
<b>Chicago</b>	<b>ip</b>	<b>h</b>	<b>r</b>	<b>er</b>	<b>bb</b>	<b>so</b>
Root (L)	7.0	3	1	1	2	5
Bush	2	3	2	0	0	0

T – 2:03. A – 50,740  
Umpires – Klem, Dinneen, Moran, Van Graflan.

**Game 2 – October 9**  
Philadelphia 9, Chicago 3

Philadelphia	ab	r	h	bi
Bishop 2b	4	0	0	0
Haas cf	5	1	1	1
Cochrane c	2	2	1	0
Simmons lf	4	2	2	4
Foxx 1b	5	2	3	3
Miller rf	4	0	1	0
Dykes 3b	4	1	3	1
Boley ss	3	0	1	0
Earnshaw p	3	1	0	0
Grove p	2	0	0	0
<b>Totals</b>	<b>36</b>	<b>9</b>	<b>12</b>	<b>9</b>

Chicago	ab	r	h	bi
McMillan 3b	4	0	0	0
English ss	5	0	1	0
Hornsby 2b	4	1	1	0
Wilson cf	3	1	3	0
Cuyler rf	4	0	0	0
Stephenson lf	5	1	1	1
Grimm 1b	4	0	2	1
Taylor c	4	0	2	1
Malone p	1	0	0	0
Blake p	1	0	1	0
Heathcote ph	0	0	0	0
Hartnett ph	1	0	0	0
Carlson p	0	0	0	0
Gonzalez ph	1	0	0	0
Nehf p	0	0	0	0
<b>Totals</b>	<b>37</b>	<b>3</b>	<b>11</b>	<b>3</b>

Philadelphia	003	300	120	9	12	0
Chicago	000	030	000	3	11	1

E – English. DP – Philadelphia 1, Chicago 1. LOB – Philadelphia 9, Chicago 12. 2B – Foxx, English. HR – Simmons (1), Foxx (2). SH – Miller, Boley 2.

Philadelphia	ip	h	r	er	bb	so
Earnshaw (W)	4.2	8	3	3	4	7
Grove	4.1	3	0	0	1	6
<b>Chicgao</b>	<b>ip</b>	<b>h</b>	<b>r</b>	<b>er</b>	<b>bb</b>	<b>so</b>
Malone (L)	3.2	5	6	3	5	5
Blake	1.1	2	0	0	0	1
Carlson	3	5	3	3	1	2
Nehf	1.0	0	0	0	0	0

T – 2:29. A – 49,987  
Umpires – Dinneen, Moran, Van Graflan, Klem.

**Game 3 – October 11**  
Chicago 3, Philadelphia 1

Chicago	ab	r	h	bi
McMillan 3b	4	0	0	0
English ss	4	1	0	0
Hornsby 2b	4	1	2	1
Wilson cf	3	0	2	0
Cuyler rf	4	0	1	2
Stephenson lf	4	0	1	0
Grimm 1b	4	0	0	0
Taylor c	4	0	0	0
Bush p	3	1	0	0
<b>Totals</b>	<b>34</b>	<b>3</b>	<b>6</b>	<b>3</b>

Philadelphia	ab	r	h	bi
Bishop 2b	4	0	1	0
Haas cf	5	0	2	0
Cochrane c	3	1	2	0
Simmons lf	3	0	0	0
Foxx 1b	4	0	0	0
Miller rf	4	0	1	1
Dykes 3b	4	0	1	0
Boley ss	4	0	2	0
Earnshaw p	2	0	0	0
Summa ph	1	0	0	0
<b>Totals</b>	<b>34</b>	<b>1</b>	<b>9</b>	<b>1</b>

Chicago	000	003	000	3	6	1
Philadelphia	000	010	000	1	9	1

E – English, Dykes. LOB – Chicago 6, Philadelphia 10. 2B – Hornsby, Stephenson. 3B – Wilson. CS – Miller. SH – Earnshaw. SF – Simmons.

Chicago	ip	h	r	er	bb	so
Bush (W)	9.0	9	1	1	2	4
<b>Philadelphia</b>	<b>ip</b>	<b>h</b>	<b>r</b>	<b>er</b>	<b>bb</b>	<b>so</b>
Earnshaw (L)	9.0	6	3	1	2	10

WP – Bush.  
T – 2:09. A – 29,921  
Umpires – Moran, Van Graflan, Klem, Dinneen.

**Game 4 – October 12**  
**Philadelphia 10, Chicago 8**

**Game 5 – October 14**  
**Philadelphia 3, Chicago 2**

<b>Chicago</b>	<b>ab</b>	<b>r</b>	<b>h</b>	<b>bi</b>
McMillan 3b	4	0	0	0
English ss	4	0	0	0
Hornsby 2b	5	2	2	0
Wilson cf	3	1	2	0
Cuyler rf	4	2	3	2
Stephenson lf	4	1	1	1
Grimm 1b	4	2	2	2
Taylor c	3	0	0	1
Root p	3	0	0	0
Nehf p	0	0	0	0
Blake p	0	0	0	0
Malone p	0	0	0	0
Hartnett ph	1	0	0	0
Carlson p	0	0	0	0
<b>Totals</b>	<b>35</b>	<b>8</b>	<b>10</b>	<b>6</b>

<b>Philadelphia</b>	<b>ab</b>	<b>r</b>	<b>h</b>	<b>bi</b>
Bishop 2b	5	1	2	1
Haas cf	4	1	1	3
Cochrane c	4	1	2	0
Simmons lf	5	2	2	1
Foxx 1b	4	2	2	1
Miller rf	3	1	2	0
Dykes 3b	4	1	3	3
Boley ss	3	1	1	1
Quinn p	2	0	0	0
Walberg p	0	0	0	0
Rommel p	0	0	0	0
Burns ph	2	0	0	0
Grove p	0	0	0	0
<b>Totals</b>	<b>36</b>	<b>10</b>	<b>15</b>	<b>10</b>

Chicago 000 205 100 8 10 2  
 Philadelphia 000 000 (10)0x 10 15 2

**E** – Wilson, Cuyler, Miller, Walberg. **DP** – Philadelphia 1. **LOB** – Chicago 4, Philadelphia 6. **2B** – Cochrane, Dykes. **3B** – Hornsby. **HR** – Grimm (1), Haas (1), Simmons (2). **CS** – Miller. **SH** – Haas, Boley. **SF** – Taylor.

<b>Chicago</b>	<b>ip</b>	<b>h</b>	<b>r</b>	<b>er</b>	<b>bb</b>	<b>so</b>
Root	6.1	9	6	6	0	3
Nehf	0.0	1	2	2	1	0
Blake (L)	0.0	2	2	2	0	0
Malone	0.2	1	0	0	0	2
Carlson	1.0	2	0	0	0	1
<b>Philadelphia</b>	<b>ip</b>	<b>h</b>	<b>r</b>	<b>er</b>	<b>bb</b>	<b>so</b>
Quinn	5.0	7	6	5	2	2
Walberg	1.0	1	1	0	0	2
Rommel (W)	1.0	2	1	1	1	0
Grove	2.0	0	0	0	0	4

Nehf pitched to two batters in the seventh; Blake pitched to two batters in the seventh.

**HBP** – by Malone (Miller).

**T** – 2:12. **A** – 29,921

**Umpires** – Van Graflan, Klem, Dinneen, Moran.

<b>Chicago</b>	<b>ab</b>	<b>r</b>	<b>h</b>	<b>bi</b>
McMillan 3b	4	0	1	0
English ss	4	0	1	0
Hornsby 2b	4	0	0	0
Wilson cf	4	0	1	0
Cuyler rf	4	1	1	0
Stephenson lf	2	1	1	0
Grimm 1b	4	0	1	1
Taylor c	4	0	1	1
Malone p	3	0	1	0
<b>Totals</b>	<b>33</b>	<b>2</b>	<b>8</b>	<b>2</b>

<b>Philadelphia</b>	<b>ab</b>	<b>r</b>	<b>h</b>	<b>bi</b>
Bishop 2b	4	1	1	0
Haas cf	4	1	1	2
Cochrane c	3	0	0	0
Simmons lf	4	1	2	0
Foxx 1b	3	0	0	0
Miller rf	4	0	2	1
Dykes 3b	3	0	0	0
Boley ss	3	0	0	0
Ehmke p	1	0	0	0
Walberg p	1	0	0	0
French ph	1	0	0	0
<b>Totals</b>	<b>31</b>	<b>3</b>	<b>6</b>	<b>3</b>

Two outs when winning run scored  
 Chicago 000 200 000 2 8 1  
 Philadelphia 000 000 003 3 6 0

**E** – Hornsby. **DP** – Chicago 2. **LOB** – Chicago 6, Philadelphia 4. **2B** – Cuyler, Malone, Simmons, Miller. **HR** – Haas (2). **SB** – McMillan (1). **CS** – English, Cuyler.

<b>Chicago</b>	<b>ip</b>	<b>h</b>	<b>r</b>	<b>er</b>	<b>bb</b>	<b>so</b>
Malone (L)	8.2	6	3	3	2	4
<b>Philadelphia</b>	<b>ip</b>	<b>h</b>	<b>r</b>	<b>er</b>	<b>bb</b>	<b>so</b>
Ehmke	3.2	6	2	2	2	0
Walberg (W)	5.1	2	0	0	0	6

**T** – 1:42. **A** – 29,921

**Umpires** – Klem, Dinneen, Moran, Van Graflan.

# 1930 WORLD SERIES

The Athletics win back-to-back World Series for the second time, defeating St. Louis four games to two. The pitching staff allows 12 runs in the six-game series for a 1.73 ERA. George Earnshaw goes 2-0 with a 0.72 ERA in three starts and Lefty Grove picks up the other two wins, posting a 1.42 ERA in three games, two starts. Offensively, the A's hit just .197 but add six home runs. Al Simmons hits .364 with two home runs and Jimmie Foxx bats .333. Mickey Cochrane adds two home runs and Jimmy Dykes drives in a team-best five runs.

Grove tosses a complete game in Game 1, a 5-2 A's win at Philadelphia. The A's are held to just five hits in the game, including a pair of solo home runs by Simmons and Cochrane. Earnshaw fires a six-hitter in the A's 6-1 win in Game 2. Simmons has two hits and Cochrane homers again, a solo shot in the first inning. The Cardinals win Game 3 in St. Louis as Bill Hallahan shuts out the A's on seven hits in a 5-0 win. Jesse Haines four-hits the A's in a 3-1 loss in Game 4 to even the series at two games each. Earnshaw and Grove then combine on a three-hit shutout in a 2-0 win in Game 5. Foxx hits a two-run home run in the ninth inning to account for all the scoring. The series returned to Philadelphia for Game 6 and the A's win their fifth and final World Championship in Philadelphia with a 7-1 victory. Earnshaw tosses a complete-game five-hitter and Dykes and Simmons both homer.

## FINAL STATISTICS

PLAYER	AVG	G	AB	R	H	TB	2B	3B	HR	RBI	SH	SF	HP	BB	IBB	SO	SB	CS	DP	E	SLG	OBP
Bishop	.222	6	18	5	4	4	0	0	0	0	0	0	1	7	-	3	0	0	0	0	.222	.462
Boley	.095	6	21	1	2	2	0	0	0	1	1	0	0	0	-	1	0	0	0	1	.095	.095
Cochrane	.222	6	18	5	4	11	1	0	2	4	0	1	0	5	-	2	0	1	0	1	.611	.375
Dykes	.222	6	18	2	4	10	3	0	1	5	2	0	0	5	-	3	0	0	0	1	.556	.391
Earnshaw	.000	3	9	0	0	0	0	0	0	0	0	0	0	0	-	5	0	0	0	0	.000	.000
Foxx	.333	6	21	3	7	14	2	1	1	3	0	0	0	2	-	4	0	0	1	0	.667	.391
Grove	.000	3	6	0	0	0	0	0	0	0	0	0	0	0	-	3	0	0	0	0	.000	.000
Haas	.111	6	18	1	2	4	0	1	0	1	0	1	0	1	-	3	0	1	1	0	.222	.150
McNair	.000	1	1	0	0	0	0	0	0	0	0	0	0	0	-	0	0	0	0	0	.000	.000
Miller	.143	6	21	0	3	5	2	0	0	3	1	1	0	0	-	4	0	0	0	0	.238	.136
Moore	.333	3	3	0	1	1	0	0	0	0	0	0	0	1	-	1	0	0	0	0	.333	.500
Shores	—	1	0	0	0	0	0	0	0	0	0	0	0	1	-	0	0	0	0	0	—	1.000
Simmons	.364	6	22	4	8	16	2	0	2	4	0	0	0	2	-	2	0	0	1	0	.727	.417
Walberg	.000	1	2	0	0	0	0	0	0	0	0	0	0	0	-	1	0	0	0	0	.000	.000
<b>Totals</b>	<b>.197</b>	<b>6</b>	<b>178</b>	<b>21</b>	<b>35</b>	<b>67</b>	<b>10</b>	<b>2</b>	<b>6</b>	<b>21</b>	<b>4</b>	<b>3</b>	<b>1</b>	<b>24</b>	<b>-</b>	<b>32</b>	<b>0</b>	<b>2</b>	<b>3</b>	<b>3</b>	<b>.376</b>	<b>.291</b>

PITCHER	W	L	ERA	G	GS	CG	GF	SHO	SV	IP	H	R	ER	HR	HB	BB	IBB	SO	WP	BK	AVG
Earnshaw	2	0	0.72	3	3	2	0	0	-	25.0	13	2	2	1	0	7	-	19	0	0	.149
Grove	2	1	1.42	3	2	2	1	0	-	19.0	15	5	3	0	0	3	-	10	0	0	.214
Quinn	0	0	4.50	1	0	0	1	0	-	2.0	3	1	1	0	0	0	-	1	0	0	.333
Shores	0	0	13.50	1	0	0	0	0	-	1.1	3	2	2	0	0	0	-	0	0	0	.429
Walberg	0	1	3.86	1	1	0	0	0	-	4.2	4	2	2	1	0	1	-	3	0	0	.235
<b>Totals</b>	<b>4</b>	<b>2</b>	<b>1.73</b>	<b>6</b>	<b>6</b>	<b>4</b>	<b>2</b>	<b>1</b>	<b>-</b>	<b>52.0</b>	<b>38</b>	<b>12</b>	<b>10</b>	<b>2</b>	<b>0</b>	<b>11</b>	<b>-</b>	<b>33</b>	<b>0</b>	<b>0</b>	<b>.200</b>

**Game 1 – October 1**  
**Philadelphia 5, St. Louis 2**

St. Louis	ab	r	h	bi
Douthit cf	4	0	0	1
Adams 3b	3	0	1	1
Frisch 2b	4	0	2	0
Bottomley 1b	4	0	0	0
Hafey lf	4	0	1	0
Blades rf	3	0	0	0
Mancuso c	4	1	1	0
Gelbert ss	4	1	2	0
Grimes p	3	0	2	0
Puccinelli ph	1	0	0	0
<b>Totals</b>	<b>34</b>	<b>2</b>	<b>9</b>	<b>2</b>

Philadelphia	ab	r	h	bi
Bishop 2b	3	1	0	0
Dykes 3b	4	0	1	1
Cochrane c	3	1	1	1
Simmons lf	3	1	1	1
Foxx 1b	3	1	1	0
Miller rf	2	0	0	1
Haas cf	3	1	1	0
Boley ss	2	0	0	1
Grove p	3	0	0	0
<b>Totals</b>	<b>26</b>	<b>5</b>	<b>5</b>	<b>5</b>

St. Louis	002	000	000	2	9	0
Philadelphia	010	101	11x	5	5	0

**LOB** – St. Louis 8, Philadelphia 2. **2B** – Frisch, Hafey, Dykes. **3B** – Foxx, Haas. **HR** – Cochrane (1), Simmons (1). **CS** – Cochrane. **SH** – Boley. **SF** – Douthit, Adams, Miller.

St. Louis	ip	h	r	er	bb	so
Grimes (L)	8.0	5	5	5	3	6
Philadelphia	ip	h	r	er	bb	so
Grove (W)	9.0	9	2	2	1	5

**T** – 1:48. **A** – 32,295

**Umpires** – Moriarty, Rigler, Geisel, Reardon.

**Game 2 – October 2**  
**Philadelphia 6, St. Louis 1**

St. Louis	ab	r	h	bi
Douthit cf	4	0	0	0
Adams 3b	4	0	1	0
Frisch 2b	4	0	1	0
Bottomley 1b	4	0	0	0
Hafey lf	4	0	0	0
Watkins rf	4	1	1	1
Mancuso c	3	0	1	0
Gelbert ss	3	0	1	0
Rhem p	1	0	0	0
Lindsey p	1	0	1	0
Fisher ph	1	0	0	0
Johnson p	0	0	0	0
<b>Totals</b>	<b>33</b>	<b>1</b>	<b>6</b>	<b>1</b>

Philadelphia	ab	r	h	bi
Bishop 2b	2	1	0	0
Dykes 3b	3	0	1	2
Cochrane c	3	2	1	1
Simmons lf	4	2	2	1
Foxx 1b	3	0	1	1
Miller rf	4	0	1	1
Haas cf	4	0	0	0
Boley ss	4	1	1	0
Earnshaw p	3	0	0	0
<b>Totals</b>	<b>30</b>	<b>6</b>	<b>7</b>	<b>6</b>

St. Louis	010	000	000	1	6	2
Philadelphia	202	200	00x	6	7	2

**E** – Rhem, Frisch, Cochrane, Boley. **DP** – St. Louis 1, Philadelphia 1. **LOB** – St. Louis 6, Philadelphia 5. **2B** – Frisch, Dykes, Simmons, Foxx. **HR** – Watkins (1), Cochrane (2). **SB** – Frisch (1). **SH** – Dykes.

St. Louis	ip	h	r	er	bb	so
Rhem (L)	3.1	7	6	4	2	3
Lindsey	2.2	0	0	0	0	2
Johnson	2.0	0	0	0	2	2
Philadelphia	ip	h	r	er	bb	so
Earnshaw (W)	9.0	6	1	1	1	8

**T** – 1:47. **A** – 32,295

**Umpires** – Rigler, Geisel, Reardon, Moriarty.

**Game 3 – October 4**  
**St. Louis 5, Philadelphia 0**

Philadelphia	ab	r	h	bi
Bishop 2b	4	0	3	0
Dykes 3b	4	0	0	0
Cochrane c	2	0	0	0
Simmons lf	4	0	2	0
Foxx 1b	4	0	1	0
Miller rf	4	0	0	0
Haas cf	3	0	0	0
Moore ph	1	0	1	0
Boley ss	4	0	0	0
Walberg p	2	0	0	0
Shores p	0	0	0	0
Quinn p	0	0	0	0
McNair ph	1	0	0	0
<b>Totals</b>	<b>33</b>	<b>0</b>	<b>7</b>	<b>0</b>

St. Louis	ab	r	h	bi
Douthit cf	4	1	2	1
Adams 3b	4	0	0	0
Frisch 2b	4	0	0	0
Bottomley 1b	4	1	1	0
Hafey lf	4	1	2	1
Blades rf	2	1	1	0
Watkins rf	2	1	1	0
Wilson c	4	0	2	2
Gelbert ss	3	0	1	1
Hallahan p	2	0	0	0
<b>Totals</b>	<b>33</b>	<b>5</b>	<b>10</b>	<b>5</b>

Philadelphia	000	000	000	0	7	0
St. Louis	000	110	21x	5	10	0

**DP** – St. Louis 1. **LOB** – Philadelphia 11, St. Louis 5. **2B** – Simmons, Bottomley, Hafey. **HR** – Douthit (1).

Philadelphia	ip	h	r	er	bb	so
Walberg (L)	4.2	4	2	2	1	3
Shores	1.1	3	2	2	0	0
Quinn	2.0	3	1	1	0	1
St. Louis	ip	h	r	er	bb	so
Hallahan (W)	9.0	7	0	0	5	6

Shores pitched to three batters in the seventh

**T** – 1:55. **A** – 36,944

**Umpires** – Geisel, Reardon, Moriarty, Rigler.

**Game 4 – October 5**  
**St. Louis 3, Philadelphia 1**

**Game 5 – October 6**  
**Philadelphia 2, St. Louis 0**

**Game 6 – October 8**  
**Philadelphia 7, St. Louis 1**

Philadelphia	ab	r	h	bi
Bishop 2b	3	1	1	0
Dykes 3b	2	0	0	0
Cochrane c	4	0	0	0
Simmons lf	3	0	2	1
Foxx 1b	4	0	1	0
Miller rf	4	0	0	0
Haas cf	3	0	0	0
Boley ss	4	0	0	0
Grove p	3	0	0	0
<b>Totals</b>	<b>30</b>	<b>1</b>	<b>4</b>	<b>1</b>

St. Louis	ab	r	h	bi
Douthit cf	4	0	0	0
Adams 3b	4	0	0	0
Frisch 2b	4	0	0	0
Bottomley 1b	4	0	0	0
Hafey lf	3	1	1	0
Blades rf	3	1	0	0
Wilson c	3	0	1	0
Gelbert ss	2	1	2	1
Haines p	2	0	1	1
<b>Totals</b>	<b>29</b>	<b>3</b>	<b>5</b>	<b>2</b>

Philadelphia	100	000	000	1	4	1
St. Louis	001	200	00x	3	5	1

**E** – Dykes, Frisch. **DP** – St. Louis 1. **LOB** – Philadelphia 7, St. Louis 4. **2B** – Hafey. **3B** – Gelbert. **SH** – Dykes, Haines.

Philadelphia	ip	h	r	er	bb	so
Grove (L)	8.0	5	3	1	1	3
<b>St. Louis</b>	<b>ip</b>	<b>h</b>	<b>r</b>	<b>er</b>	<b>bb</b>	<b>so</b>
Haines (W)	9.0	4	1	1	4	2

**WP** – Haines.

**T** – 1:41. **A** – 39,946

**Umpires** – Reardon, Moriarty, Rigler, Geisel.

Philadelphia	ab	r	h	bi
Bishop 2b	4	0	0	0
Dykes 3b	3	0	0	0
Cochrane c	3	1	1	0
Simmons lf	4	0	0	0
Foxx 1b	4	1	2	2
Miller rf	4	0	0	0
Haas cf	4	0	1	0
Boley ss	3	0	1	0
Earnshaw p	2	0	0	0
Moore ph	0	0	0	0
Grove p	0	0	0	0
<b>Totals</b>	<b>31</b>	<b>2</b>	<b>5</b>	<b>2</b>

St. Louis	ab	r	h	bi
Douthit cf	4	0	0	0
Adams 3b	4	0	1	0
Frisch 2b	4	0	1	0
Bottomley 1b	4	0	0	0
Hafey lf	3	0	0	0
Watkins rf	3	0	0	0
Blades ph	0	0	0	0
Wilson c	4	0	1	0
Gelbert ss	2	0	0	0
Grimes p	2	0	0	0
<b>Totals</b>	<b>30</b>	<b>0</b>	<b>3</b>	<b>0</b>

Philadelphia	000	000	002	2	5	0
St. Louis	000	000	000	0	3	1

**E** – Frisch. **DP** – St. Louis 1. **LOB** – Philadelphia 5, St. Louis 8. **2B** – Wilson. **HR** – Foxx (1). **CS** – Haas. **SH** – Grimes.

Philadelphia	ip	h	r	er	bb	so
Earnshaw	7.0	2	0	0	3	5
Grove (W)	2.0	1	0	0	1	2
<b>St. Louis</b>	<b>ip</b>	<b>h</b>	<b>r</b>	<b>er</b>	<b>bb</b>	<b>so</b>
Grimes (L)	9.0	5	2	2	3	7

**T** – 1:58. **A** – 38,844

**Umpires** – Moriarty, Rigler, Geisel, Reardon.

St. Louis	ab	r	h	bi
Douthit cf	4	0	0	0
Adams 3b	2	0	0	0
High ph-3b	2	1	1	0
Watkins rf	3	0	0	0
Frisch 2b	4	0	1	0
Hafey lf	4	0	2	1
Bottomley 1b	2	0	0	0
Wilson c	4	0	0	0
Gelbert ss	3	0	0	0
Hallahan p	0	0	0	0
Fisher ph	1	0	1	0
Johnson p	0	0	0	0
Blades ph	1	0	0	0
Lindsey p	0	0	0	0
Orsatti ph	1	0	0	0
Bell p	0	0	0	0
<b>Totals</b>	<b>31</b>	<b>1</b>	<b>5</b>	<b>1</b>

Philadelphia	ab	r	h	bi
Bishop 2b	2	2	0	0
Dykes 3b	2	2	2	2
Cochrane c	3	1	1	2
Simmons cf-lf	4	1	1	1
Foxx 1b	3	1	1	0
Miller rf	3	0	2	1
Moore lf	2	0	0	0
Haas cf	1	0	0	1
Boley ss	4	0	0	0
Earnshaw p	4	0	0	0
<b>Totals</b>	<b>28</b>	<b>7</b>	<b>7</b>	<b>7</b>

St. Louis	000	000	001	1	5	1
Philadelphia	201	211	00x	7	7	0

**E** – Watkins. **DP** – Philadelphia 1. **LOB** – St. Louis 6, Philadelphia 6. **2B** – Hafey 2, Fisher, Dykes, Cochrane, Foxx, Miller 2. **HR** – Dykes (1), Simmons (2). **SH** – Miller. **SF** – Cochrane, Haas.

St. Louis	ip	h	r	er	bb	so
Hallahan (L)	2.0	2	2	2	3	2
Johnson	3.0	4	4	4	1	2
Lindsey	2.0	1	1	1	1	0
Bell	1.0	0	0	0	0	0
<b>Philadelphia</b>	<b>ip</b>	<b>h</b>	<b>r</b>	<b>er</b>	<b>bb</b>	<b>so</b>
Earnshaw (W)	9.0	5	1	1	3	6

**HBP** – by Hallahan (Bishop). **PB** – Wilson.

**T** – 1:46. **A** – 32,295

**Umpires** – Rigler, Geisel, Reardon, Moriarty.

# 1931 WORLD SERIES

The A's and Cardinals meet in the World Series for the second consecutive season but the A's lose in seven games. The pitching staff posts a 2.66 ERA, including 1.88 by George Earnshaw and 2.42 by Lefty Grove, who picks up two of the A's three wins. Earnshaw and Grove both start three games each. The offense hits .220 and scores 22 runs in the seven-game series. Jimmie Foxx hits .348 and Al Simmons bats .333 with two of the A's three home runs and eight RBI.

The series opens in St. Louis and the A's take a 1-0 lead with a 6-2 win in Game 1. Grove goes the distance, allowing 12 hits, and Simmons drives in three runs, including a two-run home run in the seventh. Bill Hallahan tosses a three-hit shutout as the A's lose Game 2, 2-0. The A's then fall behind in the series with a 5-2 loss in Game 3 at Philadelphia. Burleigh Grimes no hits the A's over the first seven innings before Bing Miller singles in the eighth. Al Simmons hits a two-run home run in the ninth for the A's only runs. The A's even the series at two games each with a 3-0 win in Game 4. Earnshaw tosses a two-hit shutout and Foxx hits a solo home run in the sixth. St. Louis wins the final game in Philadelphia, 5-1, but the A's win Game 6 at St. Louis, 8-1 to force a seventh game. In the final game, Grimes again shuts down the A's in a 4-2 win. He does not allow a run over the first eight innings before yielding a pinch hit two-run single to Doc Cramer with two outs in the ninth. Max Bishop comes to the plate as the potential winning run but Hallahan relieves Grimes and gets Bishop to fly out to end the series.

## FINAL STATISTICS

PLAYER	AVG	G	AB	R	H	TB	2B	3B	HR	RBI	SH	SF	HP	BB	IBB	SO	SB	CS	DP	E	SLG	OBP
Bishop	.148	7	27	4	4	4	0	0	0	0	0	0	0	3	-	5	0	0	0	0	.148	.233
Boley	.000	1	1	0	0	0	0	0	0	0	0	0	0	0	-	1	0	0	0	0	.000	.000
Cochrane	.160	7	25	2	4	4	0	0	1	0	0	0	5	-	2	0	0	1	1	0	.160	.300
Cramer	.500	2	2	0	1	1	0	0	0	2	0	0	0	0	-	0	0	0	0	0	.500	.500
Dykes	.227	7	22	2	5	5	0	0	0	2	1	0	0	5	-	1	0	0	1	0	.227	.370
Earnshaw	.000	3	8	0	0	0	0	0	0	0	0	0	0	0	-	2	0	0	2	0	.000	.000
Foxx	.348	7	23	3	8	11	0	0	1	3	0	0	0	6	-	5	0	0	0	1	.478	.483
Grove	.000	3	10	0	0	0	0	0	0	0	0	0	0	0	-	7	0	0	0	0	.000	.000
Haas	.130	7	23	1	3	4	1	0	0	2	2	0	0	3	-	5	0	0	0	0	.174	.231
Heving	.000	1	1	0	0	0	0	0	0	0	0	0	0	0	-	0	0	0	0	0	.000	.000
Hoyt	.000	1	2	0	0	0	0	0	0	0	0	0	0	0	-	0	0	0	0	0	.000	.000
McNair	.000	2	2	1	0	0	0	0	0	0	0	0	0	0	-	1	0	0	0	0	.000	.000
Miller	.269	7	26	3	7	8	1	0	0	1	1	0	1	0	-	4	0	0	0	0	.308	.296
Moore	.333	2	3	0	1	1	0	0	0	0	0	0	0	0	-	1	0	0	0	0	.333	.333
Simmons	.333	7	27	4	9	17	2	0	2	8	0	0	0	3	-	3	0	0	1	0	.630	.400
Todt	-	1	0	0	0	0	0	0	0	0	0	0	0	1	-	0	0	0	0	0	-	1.000
Williams	.320	7	25	2	8	9	1	0	0	1	0	0	0	2	-	9	0	0	0	0	.360	.370
<b>Totals</b>	<b>.220</b>	<b>7</b>	<b>227</b>	<b>22</b>	<b>50</b>	<b>64</b>	<b>5</b>	<b>0</b>	<b>3</b>	<b>20</b>	<b>4</b>	<b>0</b>	<b>1</b>	<b>28</b>	<b>-</b>	<b>46</b>	<b>0</b>	<b>0</b>	<b>5</b>	<b>2</b>	<b>.282</b>	<b>.309</b>

PITCHER	W	L	ERA	G	GS	CG	GF	SHO	SV	IP	H	R	ER	HR	HB	BB	IBB	SO	WP	BK	AVG
Earnshaw	1	2	1.88	3	3	2	0	1	-	24.0	12	6	5	1	0	4	-	20	1	0	.148
Grove	2	1	2.42	3	3	2	0	0	-	26.0	28	7	7	0	0	2	-	16	0	0	.269
Hoyt	0	1	4.50	1	1	0	0	0	-	6.0	7	3	3	1	0	0	-	1	0	0	.292
Mahaffey	0	0	9.00	1	0	0	1	0	-	1.0	1	1	1	0	0	1	-	0	0	0	.250
Rommel	0	0	9.00	1	0	0	1	0	-	1.0	3	1	1	0	0	0	-	0	0	0	.500
Walberg	0	0	3.00	2	0	0	1	0	-	3.0	3	1	1	0	0	2	-	4	0	0	.300
<b>Totals</b>	<b>3</b>	<b>4</b>	<b>2.66</b>	<b>7</b>	<b>7</b>	<b>4</b>	<b>3</b>	<b>1</b>	<b>-</b>	<b>61.0</b>	<b>54</b>	<b>19</b>	<b>18</b>	<b>2</b>	<b>0</b>	<b>9</b>	<b>-</b>	<b>41</b>	<b>1</b>	<b>0</b>	<b>.236</b>



**Game 1 – October 1**  
**Philadelphia 6, St. Louis 2**

**Game 2 – October 2**  
**St. Louis 2, Philadelphia 0**

**Game 3 – October 5**  
**St. Louis 5, Philadelphia 2**

Philadelphia	ab	r	h	bi
Bishop 2b	5	1	1	0
Haas cf	5	1	1	1
Cochrane c	4	2	2	0
Simmons lf	4	1	1	3
Foxx 1b	4	0	2	2
Miller rf	4	0	0	0
Dykes 3b	3	0	2	0
Williams ss	4	1	2	0
Grove p	4	0	0	0
<b>Totals</b>	<b>37</b>	<b>6</b>	<b>11</b>	<b>6</b>

St. Louis	ab	r	h	bi
High 3b	4	0	1	0
Mancuso ph	1	0	0	0
Roettger rf	5	1	2	0
Frisch 2b	4	1	2	0
Bottomley 1b	4	0	1	1
Hafey lf	4	0	1	0
Martin cf	4	0	3	1
Wilson c	4	0	0	0
Gelbert ss	4	0	2	0
Derringer p	2	0	0	0
Flowers ph	1	0	0	0
Johnson p	0	0	0	0
Blades ph	1	0	0	0
<b>Totals</b>	<b>38</b>	<b>2</b>	<b>12</b>	<b>2</b>

Philadelphia	004	000	200	6	11	0
St. Louis	200	000	000	2	12	0

**DP** – Philadelphia 1, St. Louis 1. **LOB** – Philadelphia 7, St. Louis 9. **2B** – Haas, Martin, Gelbert. **HR** – Simmons (1). **SB** – Hafey (1), Martin (1).

Philadelphia	ip	h	r	er	bb	so
Grove (W)	9.0	12	2	2	0	7
<b>St. Louis</b>	<b>ip</b>	<b>h</b>	<b>r</b>	<b>er</b>	<b>bb</b>	<b>so</b>
Derringer (L)	7.0	11	6	6	3	9
Johnson	2.0	0	0	0	0	2

**T** – 1:55. **A** – 38,529  
**Umpires** – Klem, Nallin, Stark, McGowan.

Philadelphia	ab	r	h	bi
Bishop 2b	5	0	0	0
Haas cf	4	0	1	0
Cochrane c	2	0	0	0
Simmons lf	4	0	0	0
Foxx 1b	2	0	1	0
Miller rf	4	0	1	0
Dykes 3b	2	0	0	0
Williams ss	2	0	0	0
Earnshaw p	3	0	0	0
Moore ph	1	0	0	0
<b>Totals</b>	<b>29</b>	<b>0</b>	<b>3</b>	<b>0</b>

St. Louis	ab	r	h	bi
Flowers 3b	4	0	0	0
Watkins rf	4	0	2	0
Frisch 2b	4	0	1	0
Bottomley 1b	3	0	0	0
Hafey lf	4	0	0	0
Martin cf	3	2	2	0
Wilson c	3	0	0	1
Gelbert ss	2	0	1	1
Hallahan p	2	0	0	0
<b>Totals</b>	<b>29</b>	<b>2</b>	<b>6</b>	<b>2</b>

Philadelphia	000	000	000	0	3	0
St. Louis	010	000	10x	2	6	1

**E** – Wilson. **DP** – St. Louis 1. **LOB** – Philadelphia 10, St. Louis 6. **2B** – Watkins, Frisch, Martin. **SH** – Dykes, Gelbert, Hallahan. **SB** – Martin 2 (3).

Philadelphia	ip	h	r	er	bb	so
Earnshaw (L)	8.0	6	2	2	1	5
<b>St. Louis</b>	<b>ip</b>	<b>h</b>	<b>r</b>	<b>er</b>	<b>bb</b>	<b>so</b>
Hallahan (W)	9.0	3	0	0	7	8

**WP** – Hallahan.  
**T** – 1:49. **A** – 35,947  
**Umpires** – Nallin, Stark, McGowan, Klem.

St. Louis	ab	r	h	bi
Adams 3b	3	0	0	0
Flowers 3b	1	0	0	0
Roettger rf	5	0	1	0
Watkins pr-rf	0	1	0	0
Frisch 2b	5	0	1	0
Bottomley 1b	4	1	1	1
Hafey lf	5	1	1	0
Martin cf	4	2	2	0
Wilson c	4	0	3	1
Gelbert ss	4	0	1	1
Grimes p	4	0	2	2
<b>Totals</b>	<b>39</b>	<b>5</b>	<b>12</b>	<b>5</b>

Philadelphia	ab	r	h	bi
Bishop 2b	3	0	0	0
Haas cf	4	0	0	0
Cochrane c	3	0	0	0
McNair pr	0	1	0	0
Simmons lf	4	1	1	2
Foxx 1b	2	0	0	0
Miller rf	3	0	1	0
Dykes 3b	3	0	0	0
Williams ss	3	0	0	0
Grove p	2	0	0	0
Cramer ph	1	0	0	0
Mahaffey p	0	0	0	0
<b>Totals</b>	<b>28</b>	<b>2</b>	<b>2</b>	<b>2</b>

St. Louis	020	200	001	5	12	0
Philadelphia	000	000	002	2	2	0

**DP** – St. Louis 1. **LOB** – St. Louis 9, Philadelphia 3. **2B** – Roettger, Bottomley, Martin. **HR** – Simmons (2).

St. Louis	ip	h	r	er	bb	so
Grimes (W)	9.0	2	2	2	4	5
<b>Philadelphia</b>	<b>ip</b>	<b>h</b>	<b>r</b>	<b>er</b>	<b>bb</b>	<b>so</b>
Grove (L)	8.0	11	4	4	1	2
Mahaffey	1.0	1	1	1	1	0

**T** – 2:10. **A** – 32,295  
**Umpires** – Stark, McGowan, Klem, Nallin.

**Game 4 – October 6**  
**Philadelphia 3, St. Louis 0**

St. Louis	ab	r	h	bi
Flowers 3b	1	0	0	0
High 3b	3	0	0	0
Watkins rf	4	0	0	0
Frisch 2b	3	0	0	0
Bottomley 1b	3	0	0	0
Hafey lf	3	0	0	0
Martin cf	3	0	2	0
Wilson c	3	0	0	0
Gelbert ss	3	0	0	0
Johnson p	2	0	0	0
Lindsey p	0	0	0	0
Collins ph	1	0	0	0
Derringer p	0	0	0	0
<b>Totals</b>	<b>29</b>	<b>0</b>	<b>2</b>	<b>0</b>

Philadelphia	ab	r	h	bi
Bishop 2b	4	1	2	0
Haas cf	3	0	1	0
Cochrane c	3	0	0	0
Simmons lf	4	0	2	1
Foxx 1b	3	1	1	1
Miller rf	4	1	1	0
Dykes 3b	4	0	2	1
Williams ss	4	0	1	0
Earnshaw p	3	0	0	0
<b>Totals</b>	<b>32</b>	<b>3</b>	<b>10</b>	<b>3</b>

St. Louis	000	000	000	0	2	1
Philadelphia	100	002	00x	3	10	0

**E** – Bottomley. **DP** – St. Louis 1. **LOB** – St. Louis 3, Philadelphia 8. **2B** – Martin, Simmons, Miller. **HR** – Foxx (1). **SH** – Haas. **SB** – Frisch (1), Martin (4).

St. Louis	ip	h	r	er	bb	so
Johnson (L)	5.2	9	3	3	1	2
Lindsey	1.1	1	0	0	1	2
Derringer	1.0	0	0	0	0	1

Philadelphia	ip	h	r	er	bb	so
Earnshaw (W)	9.0	2	0	0	1	8

**T** – 1:58. **A** – 32,295  
**Umpires** – McGowan, Klem, Nallin, Stark.

**Game 5 – October 7**  
**St. Louis 5, Philadelphia 1**

St. Louis	ab	r	h	bi
Adams 3b	1	0	1	0
High pr-3b	4	1	0	0
Watkins rf	3	1	0	0
Frisch 2b	4	1	2	0
Martin cf	4	1	3	4
Hafey lf	4	0	1	0
Bottomley 1b	4	1	2	0
Wilson c	4	0	2	0
Gelbert ss	4	0	1	1
Hallahan p	4	0	0	0
<b>Totals</b>	<b>36</b>	<b>5</b>	<b>12</b>	<b>5</b>

Philadelphia	ab	r	h	bi
Bishop 2b	2	0	0	0
McNair ph-2b	2	0	0	0
Haas cf	2	0	0	0
Moore ph-lf	2	0	1	0
Cochrane c	4	0	1	0
Simmons lf	4	1	3	0
Foxx 1b	3	0	2	0
Miller rf	4	0	0	1
Dykes 3b	4	0	1	0
Williams ss	4	0	1	0
Hoyt p	2	0	0	0
Walberg p	0	0	0	0
Heving ph	1	0	0	0
Rommel p	0	0	0	0
Boley ph	1	0	0	0
<b>Totals</b>	<b>35</b>	<b>1</b>	<b>9</b>	<b>1</b>

St. Louis	100	002	011	5	12	0
Philadelphia	000	000	100	1	9	0

**E** – St. Louis 100 002 011 5 12 0  
**Philadelphia** 000 000 100 1 9 0

**DP** – St. Louis 1, Philadelphia 1. **LOB** – St. Louis 5, Philadelphia 8. **2B** – Frisch, Simmons. **HR** – Martin (1). **SB** – Watkins (1). **CS** – Martin, Wilson.

St. Louis	ip	h	r	er	bb	so
Hallahan (W)	9.0	9	1	1	1	4

Philadelphia	ip	h	r	er	bb	so
Hoyt (L)	6.0	7	3	3	0	1
Walberg	2.0	2	1	1	1	2
Rommel	1.0	3	1	1	0	0

**T** – 1:56. **A** – 32,295  
**Umpires** – Klem, Nallin, Stark, McGowan.

**Game 6 – October 9**  
**Philadelphia 8, St. Louis 1**

Philadelphia	ab	r	h	bi
Bishop 2b	4	2	1	0
Haas cf	2	0	0	1
Cochrane c	5	0	1	1
Simmons lf	4	1	1	2
Foxx 1b	5	2	2	0
Miller rf	3	1	1	0
Dykes 3b	3	1	0	1
Williams ss	4	1	2	1
Grove p	4	0	0	0
<b>Totals</b>	<b>34</b>	<b>8</b>	<b>8</b>	<b>6</b>

St. Louis	ab	r	h	bi
Flowers 3b	4	1	1	0
Roettger rf	4	0	1	0
Frisch 2b	4	0	1	1
Martin cf	3	0	0	0
Hafey lf	4	0	1	0
Bottomley 1b	4	0	0	0
Wilson c	3	0	0	0
Mancuso c	0	0	0	0
Gelbert ss	3	0	1	0
Derringer p	0	0	0	0
Johnson p	0	0	0	0
Blades ph	1	0	0	0
Lindsey p	0	0	0	0
Collins ph	1	0	0	0
Rhem p	0	0	0	0
<b>Totals</b>	<b>31</b>	<b>1</b>	<b>5</b>	<b>1</b>

Philadelphia	000	040	400	8	8	1
St. Louis	000	001	000	1	5	2

**Philadelphia** 000 040 400 8 8 1  
**St. Louis** 000 001 000 1 5 2

**E** – Cochrane, Flowers, Hafey. **DP** – Philadelphia 1, St. Louis 1. **LOB** – Philadelphia 8, St. Louis 5. **2B** – Williams, Flowers. **SH** – Haas, Miller, Derringer.

Philadelphia	ip	h	r	er	bb	so
Grove (W)	9.0	5	1	1	1	7

St. Louis	ip	h	r	er	bb	so
Derringer (L)	4.2	3	4	0	4	4
Johnson	1.1	1	0	0	0	2
Lindsey	2.0	3	4	2	2	0
Rhem	1.0	1	0	0	0	1

**WP** – Derringer. **HBP** – by Lindsey (Miller).

**T** – 1:57. **A** – 39,401  
**Umpires** – Nallin, Stark, McGowan, Klem.

**Game 7 – October 10**  
**St. Louis 4, Philadelphia 2**

<b>Philadelphia</b>	<b>ab</b>	<b>r</b>	<b>h</b>	<b>bi</b>
Bishop 2b	4	0	0	0
Haas cf	3	0	0	0
Cochrane c	4	0	0	0
Simmons lf	3	0	1	0
Foxx 1b	4	0	0	0
Miller rf	4	1	3	0
Dykes 3b	3	1	0	0
Williams ss	4	0	2	0
Earnshaw p	2	0	0	0
Tody ph	0	0	0	0
Walberg p	0	0	0	0
Cramer ph	1	0	1	2
<b>Totals</b>	<b>32</b>	<b>2</b>	<b>7</b>	<b>2</b>

<b>St. Louis</b>	<b>ab</b>	<b>r</b>	<b>h</b>	<b>bi</b>
High 3b	4	2	3	0
Watkins rf	3	2	2	2
Frisch 2b	3	0	0	0
Martin cf	3	0	0	0
Orsatti lf	3	0	0	0
Bottomley 1b	3	0	0	0
Wilson c	2	0	0	0
Gelbert ss	3	0	0	0
Grimes p	3	0	0	0
Hallahan p	0	0	0	0
<b>Totals</b>	<b>27</b>	<b>4</b>	<b>5</b>	<b>2</b>

Philadelphia	000	000	002	2	7	1
St. Louis	202	000	00x	4	5	0

**E** – Foxx. **DP** – Philadelphia 1, St. Louis 1. **LOB** – Philadelphia 8, St. Louis 3. **HR** – Watkins (1). **SH** – Frisch. **SB** – Martin (5).

<b>Philadelphia</b>	<b>ip</b>	<b>h</b>	<b>r</b>	<b>er</b>	<b>bb</b>	<b>so</b>
Earnshaw (L)	7.0	4	4	3	2	7
Walberg	1.0	1	0	0	1	2
<b>St. Louis</b>	<b>ip</b>	<b>h</b>	<b>r</b>	<b>er</b>	<b>bb</b>	<b>so</b>
Grimes (W)	8.2	7	2	2	5	6
Hallahan	0.1	0	0	0	0	0

**WP** – Earnshaw.  
**T** – 1:57. **A** – 20,805  
**Umpires** – Stark, McGowan, Klem, Nal-  
 lin.

# 1971 ALCS

In their first trip to the ALCS, the Oakland A's ran into the defending World Champion Baltimore Orioles, losing in three straight games. Touted A's pitchers Vida Blue and Jim "Catfish" Hunter ran into problems during the series, leading to the A's downfall. Offensively, the A's got solid performances out of third baseman Sal Bando and right fielder Reggie Jackson, who hit .364 and .333 respectively.

In Game 1, Vida Blue took a 3-1 lead into the bottom of the seventh before allowing a RBI single to Mark Belanger, a RBI double by Curt Motton and a two-run double by Paul Blair. ALCS MVP Mike Cuellar tossed a complete game six-hitter to defeat the A's in Game 2. Jim Hunter also went the distance for the A's, allowing seven hits, including four home runs. In Game 3, Reggie Jackson homered twice and Sal Bando once but that was the A's only scoring as Jim Palmer tossed a complete game seven-hitter.

## FINAL STATISTICS

PLAYER	AVG	G	AB	R	H	TB	2B	3B	HR	RBI	SH	SF	HP	BB	IBB	SO	SB	CS	DP	E	SLG	OBP
Bando	.364	3	11	3	4	9	2	0	1	1	0	0	0	1	0	0	0	0	1	0	.818	.417
Blefary	.000	1	1	0	0	0	0	0	0	0	0	0	0	0	0	1	0	0	0	0	.000	.000
Blue	.000	1	3	0	0	0	0	0	0	0	0	0	0	0	0	3	0	0	0	0	.000	.000
Campaneris	.167	3	12	0	2	3	1	0	0	0	0	0	0	0	0	1	0	1	0	0	.250	.167
Davis	.375	3	8	1	3	4	1	0	0	0	1	0	0	0	0	0	0	1	0	0	.500	.375
Duncan	.500	2	6	0	3	4	1	0	0	2	0	0	0	0	0	0	0	1	0	0	.667	.500
Epstein	.200	2	5	0	1	1	0	0	0	0	0	0	0	0	0	3	0	0	0	0	.200	.200
Green	.286	3	7	0	2	2	0	0	0	1	0	0	1	0	1	0	0	1	0	0	.286	.375
Hegan	.000	1	1	0	0	0	0	0	0	0	0	0	0	0	0	1	0	0	0	0	.000	.000
Hunter	.000	1	3	0	0	0	0	0	0	0	0	0	0	0	0	1	0	0	0	0	.000	.000
Jackson	.333	3	12	2	4	11	1	0	2	2	0	0	0	0	0	1	0	0	0	0	.917	.333
Mangual	.167	3	12	1	2	5	1	1	0	2	0	0	0	0	0	1	0	0	1	0	.417	.167
Monday	.000	1	3	0	0	0	0	0	0	0	0	0	0	1	0	2	0	0	0	0	.000	.250
Rudi	.143	2	7	0	1	2	1	0	0	0	0	0	1	0	0	0	0	0	0	0	.286	.250
Segui	.000	1	2	0	0	0	0	0	0	0	0	0	0	0	0	0	0	0	0	0	.000	.000
Tenace	.000	1	3	0	0	0	0	0	0	0	0	0	0	1	0	1	0	0	0	0	.000	.250
<b>Totals</b>	<b>.229</b>	<b>3</b>	<b>96</b>	<b>7</b>	<b>22</b>	<b>41</b>	<b>8</b>	<b>1</b>	<b>3</b>	<b>7</b>	<b>2</b>	<b>0</b>	<b>0</b>	<b>5</b>	<b>0</b>	<b>16</b>	<b>0</b>	<b>3</b>	<b>3</b>	<b>0</b>	<b>.427</b>	<b>.267</b>

PITCHER	W	L	ERA	G	GS	CG	GF	SHO	SV	IP	H	R	ER	HR	HB	BB	IBB	SO	WP	BK	AVG
Blue	0	1	6.43	1	1	0	0	0	0	7.0	7	5	5	0	0	2	0	8	0	0	.259
Fingers	0	0	7.71	2	0	0	1	0	0	2.1	2	2	2	0	0	1	0	2	0	0	.250
Grant	0	0	0.00	1	0	0	1	0	0	2.0	3	0	0	0	0	0	0	2	0	0	.333
Hunter	0	1	5.63	1	1	1	0	0	0	8.0	7	5	5	4	0	2	0	6	0	0	.233
Knowles	0	0	0.00	1	0	0	0	0	0	0.1	1	0	0	0	0	0	0	1	0	0	.500
Locker	0	0	0.00	1	0	0	0	0	0	0.2	0	0	0	0	0	2	0	0	0	0	.000
Segui	0	1	5.79	1	1	0	0	0	0	4.2	6	3	3	0	0	6	2	4	0	0	.333
<b>Totals</b>	<b>0</b>	<b>3</b>	<b>5.40</b>	<b>3</b>	<b>3</b>	<b>1</b>	<b>2</b>	<b>0</b>	<b>0</b>	<b>25.0</b>	<b>26</b>	<b>15</b>	<b>15</b>	<b>4</b>	<b>0</b>	<b>13</b>	<b>2</b>	<b>22</b>	<b>1</b>	<b>0</b>	<b>.274</b>

**Game 1 — October 3**  
**Baltimore 5, Oakland 3**

**Game 2 — October 4**  
**Baltimore 5, Oakland 1**

**Game 3 — October 5**  
**Baltimore 5, Oakland 3**

Oakland	ab	r	h	bi
Campaneris ss	4	0	1	0
Rudi lf	4	0	1	0
Jackson cf	4	0	0	0
Davis 1b	4	1	1	0
Bando 3b	4	1	2	0
Mangual cf	4	1	2	2
Duncan c	3	0	2	1
Epstein ph	1	0	0	0
Green 2b	1	0	0	0
Blue p	3	0	0	0
Fingers p	0	0	0	0
<b>Totals</b>	<b>32</b>	<b>3</b>	<b>9</b>	<b>3</b>

Baltimore	ab	r	h	bi
Blair cf	4	0	1	2
Johnson 2b	4	1	1	0
Rettenmund lf	4	0	1	1
F. Robinson rf	3	1	0	0
Powell 1b	4	0	1	0
B. Robinson 3b	3	1	1	0
Etchebarren c	3	0	0	0
Belanger ss	2	1	1	1
McNally p	2	0	0	0
Motton ph	1	0	1	1
Palmer pr	0	1	0	0
Watt p	0	0	0	0
<b>Totals</b>	<b>30</b>	<b>5</b>	<b>7</b>	<b>5</b>

Oakland	020	100	000	3	9	0
Baltimore	000	100	40x	5	7	1

**E** – Johnson. **DP** – Oakland 1, Baltimore 2. **LOB** – Oakland 4, Baltimore 3. **2B** – Rudi, Bando, Duncan, Mangual, Johnson, Rettenmund, Motton, Blair, Campaneris. **3B** – Mangual. **S** – Green.

Oakland	ip	h	r	er	bb	so
Blue (L)	7.0	7	5	5	2	8
Fingers	1.0	0	0	0	0	1
Baltimore	ip	h	r	er	bb	so
McNally (W)	7.0	7	3	3	1	5
Watt (S)	2.0	2	0	0	0	1

**T** – 2:23. **A** – 42,621  
**Umpires** – Soar, Napp, DiMuro, O'Donnell, Luciano, Kunkel.

Oakland	ab	r	h	bi
Campaneris ss	4	0	1	0
Rudi lf	3	0	0	0
Jackson rf	4	0	1	0
Davis 1b	3	0	1	0
Bando 3b	4	1	1	0
Mangual cf	4	0	0	0
Duncan c	3	0	1	1
Green 2b	3	0	1	0
Hunter p	3	0	0	0
<b>Totals</b>	<b>31</b>	<b>1</b>	<b>6</b>	<b>1</b>

Baltimore	ab	r	h	bi
Buford lf	3	0	0	0
Blair cf	0	0	0	0
Johnson 2b	3	1	0	0
Powell 1b	4	2	2	3
F. Robinson rf	4	0	0	0
Rettenmund cf-lf	4	0	1	0
B. Robinson 3b	3	1	1	1
Hendricks c	3	1	2	1
Belanger ss	3	0	0	0
Cuellar p	3	0	1	0
<b>Totals</b>	<b>30</b>	<b>5</b>	<b>7</b>	<b>5</b>

**LOB** – Oakland 5, Baltimore 3. **2B** – Davis, Bando, Jackson. **HR** – B. Robinson, Powell 2, Hendricks. **S** – Davis.

Oakland	ip	h	r	er	bb	so
Hunter (L)	8.0	7	5	5	2	6
Baltimore	ip	h	r	er	bb	so
Cuellar (W)	9.0	6	1	1	1	2

**T** – 2:04. **A** – 35,003  
**Umpires** – Napp, O'Donnell, Luciano, DiMuro, Kunkel, Soar.

Baltimore	ab	r	h	bi
Buford lf	4	1	3	0
Rettenmund pr-lf	0	0	0	0
Blair cf	5	1	2	0
Powell 1b	2	2	0	0
F. Robinson rf	5	1	1	1
Hendricks c	1	0	0	1
Etchebarren ph-c	2	0	0	0
B. Robinson 3b	5	0	2	2
Johnson 2b	3	0	2	0
Belanger ss	3	0	1	0
Palmer p	5	0	1	0
<b>Totals</b>	<b>35</b>	<b>5</b>	<b>12</b>	<b>4</b>

Oakland	ab	r	h	bi
Campaneris ss	4	0	0	0
Monday cf	3	0	0	0
Jackson rf	4	2	3	2
Epstein 1b	4	0	1	0
Bando 3b	3	1	1	1
Mangual lf	4	0	0	0
Tenace c	3	0	0	0
Green 2b	3	0	1	0
Hegan ph	1	0	0	0
Segui p	2	0	0	0
Fingers p	0	0	0	0
Knowles p	0	0	0	0
Locker p	0	0	0	0
Davis ph	1	0	1	0
Grant p	0	0	0	0
Blefary ph	1	0	0	0
<b>Totals</b>	<b>33</b>	<b>3</b>	<b>7</b>	<b>3</b>

Baltimore	100	020	200	5	12	0
Oakland	001	001	010	3	7	0

**DP** – Baltimore 1, Oakland 3. **LOB** – Baltimore 13, Oakland 6. **2B** – Johnson, F. Robinson, B. Robinson. **3B** – Buford. **HR** – Jackson 2, Bando. **SF** – Hendricks.

Baltimore	ip	h	r	er	bb	so
Palmer (W)	9.0	7	3	3	3	8
Oakland	ip	h	r	er	bb	so
Segui (L)	4.2	6	3	3	6	4
Fingers	1.1	2	2	2	1	1
Knowles	0.1	1	0	0	0	0
Locker	0.2	0	0	0	2	0
Grant	2.0	3	0	0	0	2

Fingers pitched to 2 batters in the 7th.  
**WP** – Palmer, Knowles.  
**T** – 2:49. **A** – 33,176  
**Umpires** – DiMuro, Luciano, Soar, Kunkel, O'Donnell, Napp.

# 1972 ALCS

Forty-one years after the Philadelphia Athletics won the American League Pennant, the Oakland A's recorded the organization's next pennant with a hard fought 3 games to 2 triumph over Detroit. It was the first time in the four year history of the ALCS that the playoffs had gone more than three games. The A's used superb pitching, scoring just a total of 13 runs in the five games, but allowing only 10. The series also saw a near brawl between Tigers manager Billy Martin and A's shortstop Campy Campaneris, who threw his bat at Tiger hurler Lerrin LaGrow after being hit by a pitch.

In Game 1, the Tigers scored a run in the top of the 11th inning on an Al Kaline home run to take a 2-1 lead but Gonzalo Marquez tied the game in the bottom of the inning on a pinch hit RBI single. A Kaline throwing error on the play allowed Gene Tenace to score the winning run. ALCS MVP Blue Moon Odom tossed a three-hit shutout in a 5-0 A's win in Game 2. Campaneris had three hits, two runs and two steals but was suspended for the remainder of the playoffs by American League President Joe Cronin after the bat throwing incident. Joe Coleman blanked the A's 3-0 on seven hits in Game 3 and the Tigers won 4-3 in 10 innings in Game 4. The A's scored two runs in the top of the 10th for a 3-1 lead but the Tigers scored three times in the bottom of the 10th, including the game winning single by Jim Northrup. In Game 5, Vida Blue pitched four innings of shutout relief to pick up the save for Odom. Gene Tenace's two-out RBI single in the fourth inning scored George Hendrick with the winning run.

## FINAL STATISTICS

PLAYER	AVG	G	AB	R	H	TB	2B	3B	HR	RBI	SH	SF	HP	BB	IBB	SO	SB	CS	DP	E	SLG	OBP
Alou	.381	5	21	2	8	12	4	0	0	2	1	0	1	0	0	2	1	1	1	0	.571	.409
Bando	.200	5	20	0	4	4	0	0	0	0	2	0	0	0	0	3	0	0	0	0	.200	.200
Blue	.000	4	1	0	0	0	0	0	0	0	0	0	0	0	0	0	0	0	0	0	.000	.000
Campaneris	.429	2	7	3	3	3	0	0	0	0	0	0	1	1	0	0	2	0	0	0	.429	.556
Cullen	.000	2	1	0	0	0	0	0	0	0	0	0	0	0	0	0	0	0	0	0	.000	.000
Duncan	.000	2	2	0	0	0	0	0	0	0	0	0	0	1	0	1	0	0	0	0	.000	.333
Epstein	.188	5	16	1	3	6	0	0	1	1	0	0	1	4	0	5	1	0	0	0	.375	.381
Fingers	.000	3	1	0	0	0	0	0	0	0	0	0	0	0	0	0	0	0	0	0	.000	.000
Green	.125	5	8	0	1	2	1	0	0	0	0	0	0	0	0	0	0	1	0	1	.250	.125
Hegan	.000	3	1	1	0	0	0	0	0	0	0	0	0	0	0	0	0	0	0	0	.000	.000
Hendrick	.143	5	7	2	1	1	0	0	0	0	0	0	0	0	0	1	0	0	0	0	.143	.143
Holtzman	.000	1	1	0	0	0	0	0	0	0	0	0	0	0	0	1	0	0	0	0	.000	.000
Hunter	.167	2	6	0	1	1	0	0	0	0	0	0	0	0	0	2	0	0	0	0	.167	.167
Jackson	.278	5	18	1	5	6	1	0	0	2	0	0	0	1	0	6	2	0	0	1	.333	.316
Kubiak	.500	4	4	0	2	2	0	0	0	1	0	0	0	0	0	0	0	0	0	1	.500	.500
Mangual	.000	3	3	0	0	0	0	0	0	0	0	0	0	0	0	1	0	0	0	0	.000	.000
Marquez	.667	3	3	1	2	2	0	0	0	1	0	0	0	0	0	0	0	0	0	0	.667	.667
Maxvill	.125	5	8	0	1	1	0	0	0	0	0	0	0	1	0	2	1	0	0	0	.125	.222
Mincher	.000	1	1	0	0	0	0	0	0	0	0	0	0	0	0	1	0	0	0	0	.000	.000
Odom	.250	3	4	0	1	2	1	0	0	1	0	0	0	0	0	1	0	0	0	0	.500	.250
Rudi	.250	5	20	1	5	6	1	0	0	2	0	1	0	1	0	4	0	0	0	0	.300	.273
Tenace	.059	5	17	1	1	1	0	0	0	1	0	0	0	3	0	5	0	1	0	1	.059	.200
<b>Totals</b>	<b>.224</b>	<b>5</b>	<b>170</b>	<b>13</b>	<b>38</b>	<b>49</b>	<b>8</b>	<b>0</b>	<b>1</b>	<b>10</b>	<b>4</b>	<b>1</b>	<b>3</b>	<b>12</b>	<b>0</b>	<b>35</b>	<b>7</b>	<b>2</b>	<b>2</b>	<b>3</b>	<b>.288</b>	<b>.285</b>

PITCHER	W	L	ERA	G	GS	CG	GF	SHO	SV	IP	H	R	ER	HR	HB	BB	IBB	SO	WP	BK	AVG
Blue	0	0	0.00	4	0	0	1	0	1	5.1	4	0	0	0	0	1	1	5	0	0	.200
Fingers	1	0	1.69	3	0	0	1	0	0	5.1	4	1	1	1	1	0	3	0	0	0	.250
Hamilton	0	0	0.00	1	0	0	1	0	0	0.0	1	0	0	0	0	1	0	0	0	0	1.000
Holtzman	0	1	4.50	1	1	0	0	0	0	4.0	4	2	2	0	0	2	0	2	0	0	.267
Horlen	0	1	INF	1	0	0	0	0	0	0.0	0	1	1	0	0	1	0	0	1	0	.000
Hunter	0	0	1.17	2	2	0	0	0	0	15.1	10	2	2	2	0	5	1	9	0	0	.185
Locker	0	0	13.50	2	0	0	1	0	0	2.0	4	3	3	1	0	0	0	1	0	0	.444
Odom	2	0	0.00	2	2	1	0	1	0	14.0	5	1	0	0	0	2	0	5	1	0	.109
<b>Totals</b>	<b>3</b>	<b>2</b>	<b>1.76</b>	<b>5</b>	<b>5</b>	<b>1</b>	<b>4</b>	<b>1</b>	<b>1</b>	<b>46.0</b>	<b>32</b>	<b>10</b>	<b>9</b>	<b>4</b>	<b>0</b>	<b>13</b>	<b>2</b>	<b>25</b>	<b>2</b>	<b>0</b>	<b>.198</b>

**Game 1 — October 7**  
Oakland 3, Detroit 2 (11)

**Game 2 — October 8**  
Oakland 5, Detroit 0

**Game 3 — October 10**  
Detroit 3, Oakland 0

Detroit	ab	r	h	bi
McAuliffe 2b	5	0	0	0
Kaline rf	5	1	1	1
Sims c	5	0	2	0
Cash 1b	3	1	1	1
Horton lf	3	0	0	0
G. Brown ph	1	0	0	0
Stanley cf	1	0	0	0
Northrup cf-lf	3	0	1	0
Rodriguez 3b	4	0	0	0
Brinkman ss	4	0	1	0
Lolich p	4	0	0	0
Seelbach p	0	0	0	0
<b>Totals</b>	<b>38</b>	<b>2</b>	<b>6</b>	<b>2</b>

Oakland	ab	r	h	bi
Campaneris ss	4	1	0	0
Alou rf	5	0	1	0
Rudi lf	4	0	0	1
Jackson cf	5	0	2	0
Bando 3b	4	0	2	0
Odom pr	0	0	0	0
Epstein 1b	3	0	2	0
Hegan pr	0	1	0	0
Tenace c	5	1	0	0
Green 2b	0	0	0	0
Mangual ph	1	0	0	0
Kubiak 2b	2	0	1	0
Hendrick ph	1	0	0	0
Maxvill 2b	0	0	0	0
Marquez ph	1	0	1	1
Hunter p	3	0	1	0
Blue p	0	0	0	0
Fingers p	1	0	0	0
<b>Totals</b>	<b>39</b>	<b>3</b>	<b>10</b>	<b>2</b>

One out when winning run scored.

Detroit	010	000	000	01	2	6	2
Oakland	001	000	000	02	3	10	1

**E** – McAuliffe, Kubiak, Kaline. **DP** – Detroit 1, Oakland 1. **LOB** – Detroit 6, Oakland 10. **2B** – Brinkman, Sims. **3B** – Sims. **HR** – Cash, Kaline. **S** – Bando, Cash. **SF** – Rudi.

Detroit	ip	h	r	er	bb	so
Lolich (L)	10.0	9	3	2	3	4
Seelbach	0.1	1	0	0	0	0
<b>Oakland</b>	<b>ip</b>	<b>h</b>	<b>r</b>	<b>er</b>	<b>bb</b>	<b>so</b>
Hunter	8.0	4	1	1	2	4
Blue	0.0	0	0	0	0	0
Fingers (W)	3.0	2	1	1	0	1

Hunter pitched to 1 batter in the 9th. Blue pitched to 1 batter in the 9th. Lolich pitched to 2 batters in the 11th.

**T** – 3:09. **A** – 29,536

**Umpires** – Flaherty, Chylak, Rice, Denkinger, Barnett, Frantz.

Detroit	ab	r	h	bi
McAuliffe 2b	4	0	0	0
Kaline rf	4	0	1	0
Sims c	3	0	0	0
Cash 1b	3	0	1	0
Horton lf	3	0	0	0
Northrup cf	3	0	1	0
Taylor 2b	3	0	0	0
Rodriguez 3b	3	0	0	0
Fryman p	1	0	0	0
Zachary p	0	0	0	0
Scherman p	0	0	0	0
Haller ph	1	0	0	0
LaGrow p	0	0	0	0
Hiller p	0	0	0	0
G. Brown ph	1	0	0	0
<b>Totals</b>	<b>29</b>	<b>0</b>	<b>3</b>	<b>0</b>

Oakland	ab	r	h	bi
Campaneris ss	3	2	3	0
Maxvill pr-ss	0	0	0	0
Alou rf	4	1	1	1
Rudi lf	3	1	2	1
Jackson cf	4	0	1	2
Bando 3b	4	0	0	0
Epstein 1b	3	0	0	0
Hegan 1b	0	0	0	0
Tenace c	3	0	0	0
Green 2b	1	0	0	0
Hendrick ph	1	1	1	0
Kubiak 2b	1	0	0	0
Odom p	2	0	0	0
<b>Totals</b>	<b>29</b>	<b>5</b>	<b>8</b>	<b>4</b>

Detroit	000	000	000	0	3	1
Oakland	100	040	00x	5	8	0

**E** – McAuliffe. **DP** – Detroit 1. **LOB** – Detroit 2, Oakland 4. **2B** – Rudi, Jackson. **SB** – Campaneris 2. **S** – Odom.

Detroit	ip	h	r	er	bb	so
Fryman (L)	4.1	7	4	4	1	5
Zachary	0.0	0	1	1	1	0
Scherman	0.2	1	0	0	0	1
LaGrow	1.0	0	0	0	0	1
Hiller	2.0	0	0	0	0	1
<b>Oakland</b>	<b>ip</b>	<b>h</b>	<b>r</b>	<b>er</b>	<b>bb</b>	<b>so</b>
Odom (W)	9.0	3	0	0	0	2

Zachary pitched to 1 batter in the 5th. LaGrow pitched to 1 batter in the 7th.

**HBP** – by LaGrow (Campaneris). **WP** – Zachary 2.

**T** – 2:37. **A** – 31,088

**Umpires** – Chylak, Rice, Frantz, Barnett, Denkinger, Flaherty.

Oakland	ab	r	h	bi
Alou rf	5	0	3	0
Maxvill ss	2	0	0	0
Duncan ph-c	1	0	0	0
Rudi lf	4	0	3	0
Jackson cf	4	0	0	0
Epstein 1b	4	0	0	0
Bando 3b	4	0	1	0
Tenace c-2b	2	0	0	0
Green 2b	1	0	0	0
Mincher ph	1	0	0	0
Kubiak 2b	0	0	0	0
Marquez ph	1	0	0	0
Cullen ss	1	0	0	0
Holtzman p	1	0	0	0
Mangual ph	1	0	0	0
Fingers p	0	0	0	0
Blue p	0	0	0	0
Hegan ph	1	0	0	0
Locker p	0	0	0	0
Hendrick ph	1	0	0	0
<b>Totals</b>	<b>34</b>	<b>0</b>	<b>7</b>	<b>0</b>

Detroit	ab	r	h	bi
Taylor 2b	4	0	0	0
Rodriguez 3b	4	0	0	0
Kaline rf	3	1	2	0
Freehan c	3	2	2	1
Horton lf	2	0	0	0
Northrup lf	1	0	0	0
Stanley cf	3	0	1	0
I. Brown 1b	2	0	1	2
Cash ph-1b	1	0	0	0
McAuliffe ss	3	0	1	0
Coleman p	2	0	1	0
<b>Totals</b>	<b>28</b>	<b>3</b>	<b>8</b>	<b>3</b>

Oakland	000	000	000	0	7	0
Detroit	000	200	01x	3	8	1

**E** – McAuliffe. **DP** – Oakland 3, Detroit 1. **LOB** – Oakland 10, Detroit 5. **2B** – Alou 2, Freehan. **HR** – Freehan. **SB** – Alou, Maxvill. **S** – Freehan.

Oakland	ip	h	r	er	bb	so
Holtzman (L)	4.0	4	2	3	2	2
Fingers	1.2	2	0	0	0	1
Blue	0.1	0	0	0	0	0
Locker	2.0	2	1	1	0	1
<b>Detroit</b>	<b>ip</b>	<b>h</b>	<b>r</b>	<b>er</b>	<b>bb</b>	<b>so</b>
Coleman (W)	9.0	7	0	0	3	14

**T** – 2:27. **A** – 41,156

**Umpires** – Rice, Denkinger, Chylak, Frantz, Flaherty and Barnett.



**Game 4 — October 11**  
**Detroit 4, Oakland 3 (10)**

**Game 5 — October 12**  
**Oakland 2, Detroit 1**

Oakland	ab	r	h	bi
Alou rf	5	1	2	1
Maxvill ss	2	0	1	0
Hendrick ph	1	0	0	0
Cullen ss	0	0	0	0
Mangual ph	1	0	0	0
Kubiak ss	1	0	1	1
Rudi lf	5	0	0	0
Jackson cf	5	0	2	0
Bando 3b	5	0	0	0
Epstein 1b	3	1	1	1
Tenace c-2b	4	0	0	0
Green 2b	2	0	1	0
Duncan ph-c	1	0	0	0
Hunter p	3	0	0	0
Fingers p	0	0	0	0
Blue p	0	0	0	0
Marquez ph	1	1	1	0
Locker p	0	0	0	0
Horlen p	0	0	0	0
Hamilton p	0	0	0	0
<b>Totals</b>	<b>39</b>	<b>3</b>	<b>9</b>	<b>3</b>

Detroit	ab	r	h	bi
McAuliffe ss	4	2	2	1
Kaline rf	3	1	1	0
Sims lf	3	0	1	0
Stanley cf	1	0	1	0
G. Brown ph	0	1	0	0
Freehan c	5	0	1	1
Cash 1b	4	0	1	1
Northrup cf-1f	5	0	1	1
Taylor 2b	4	0	2	0
Rodriguez 3b	2	0	0	0
Lolich p	3	0	0	0
Horton ph	1	0	0	0
Seelbach p	0	0	0	0
Hiller p	0	0	0	0
<b>Totals</b>	<b>35</b>	<b>4</b>	<b>10</b>	<b>4</b>

None out when winning run scored.

Oakland	000	000	100	2	3	9	2
Detroit	001	000	000	3	4	10	1

**E** – Jackson, Rodriguez, Tenace. **DP** – Oakland 1. **LOB** – Oakland 8, Detroit 11. **2B** – Sims, Green, Taylor 2, Alou 2. **HR** – McAuliffe, Epstein. **S** – Kaline.

Oakland	ip	h	r	er	bb	so
Hunter	7.1	6	1	1	3	5
Fingers	0.2	0	0	0	0	1
Blue	1.0	1	0	0	1	2
Locker	0.0	2	2	2	0	0
Horlen (L)	0.0	0	1	1	1	0
Hamilton	0.0	1	0	0	1	0
<b>Detroit</b>	<b>ip</b>	<b>h</b>	<b>r</b>	<b>er</b>	<b>bb</b>	<b>so</b>
Lolich	9.0	5	1	1	2	6
Seelbach	0.2	3	2	2	0	0
Hiller (W)	0.1	1	0	0	0	0

Locker pitched to two batters in the 10th.  
 Horlen pitched to two batters in the 10th.  
 Hamilton pitched to two batters in the 10th.

**WP** – Horlen

**T** – 3:04. **A** – 37,615

**Umpires** – Denkinger, Chylak, Rice, Flaherty, Barnett and Frantz.

Oakland	ab	r	h	bi
Alou rf	2	0	1	0
Maxvill ss	4	0	0	0
Rudi lf	4	0	0	0
Jackson cf	0	1	0	0
Hendrick cf	3	1	0	0
Bando 3b	3	0	1	0
Epstein 1b	3	0	0	0
Tenace c	3	0	1	1
Green 2b	4	0	0	0
Odom p	2	0	1	0
Blue p	1	0	0	0
<b>Totals</b>	<b>29</b>	<b>2</b>	<b>4</b>	<b>1</b>

Detroit	ab	r	h	bi
McAuliffe ss	4	1	1	0
Kaline rf	4	0	0	0
Sims lf	3	0	0	0
Freehan c	4	0	0	1
Cash 1b	4	0	1	0
Niekro ph	0	0	0	0
Northrup cf	2	0	2	0
Stanley ph	1	0	0	0
Taylor 2b	4	0	0	0
Rodriguez 3b	3	0	0	0
Fryman p	2	0	0	0
Horton ph	1	0	1	0
Knox pr	0	0	0	0
Hiller p	0	0	0	0
<b>Totals</b>	<b>32</b>	<b>1</b>	<b>5</b>	<b>1</b>

Oakland	010	100	000	2	4	0
Detroit	100	000	000	1	5	2

**E** – McAuliffe, Sims. **DP** – Detroit 1. **LOB** – Oakland 6, Detroit 6. **2B** – Odom. **SB** – Jackson 2, Epstein. **S** – Bando, Alou.

Oakland	ip	h	r	er	bb	so
Odom (W)	5.0	2	1	0	2	3
Blue (S)	4.0	3	0	0	0	3
<b>Detroit</b>	<b>ip</b>	<b>h</b>	<b>r</b>	<b>er</b>	<b>bb</b>	<b>so</b>
Fryman (L)	8.0	4	2	1	1	3
Hiller	1.0	0	0	0	1	0

**HBP** – by Fryman (Epstein, Alou). **WP** – Odom. **BK** – Fryman. **PB** – Tenace.  
**T** – 2:48. **A** – 50,276

**Umpires** – Chylak, Rice, Barnett, Flaherty, Frantz and Denkinger.

# 1972 WORLD SERIES

The A's win their first World Championship in Oakland, the first for the Athletics franchise since 1930, defeating Cincinnati, 4 games to 3. Six of the seven games are decided by one run and Gene Tenace picks up the offensive slack for Reggie Jackson who misses the entire series after pulling a hamstring in the ALCS. Tenace hits .348 with four home runs and nine RBI in the seven games to earn World Series MVP honors.

Tenace homers in his first two at bats of the series, hitting a two-run homer in the second and a solo shot in the fifth to lead the A's to a 3-2 win in Game 1. Catfish Hunter tossed 8 2/3 innings of six-hit, one-run baseball in Game 2 before yielding to Rollie Fingers who got the final out in the A's 2-1 win. Joe Rudi homered and made a spectacular catch off the bat of Denis Menke in the ninth. After a rainout in Oakland, the Reds won Game 3, 1-0 on a combined three-hitter by Jack Billingham and Clay Carroll. In Game 4, the A's trailed 2-1 entering the bottom of the ninth before scoring twice on pinch hit RBI singles by Don Mincher and Angel Mangual to take a 3-1 lead in the series. The Reds scored once in the eighth and once in the ninth off Rollie Fingers to win Game 5, 5-4 and then won 8-1 in Game 6 to even the series at three games each. In Game 7, the score was tied at one after five innings when Tenace delivered a RBI double to give the A's the lead. Sal Bando followed with a RBI double and Rollie Fingers pitched two scoreless innings for the save.

## FINAL STATISTICS

PLAYER	AVG	G	AB	R	H	TB	2B	3B	HR	RBI	SH	SF	HP	BB	IBB	SO	SB	CS	DP	E	SLG	OBP
Alou	.042	7	24	0	1	1	0	0	0	0	1	0	0	3	1	0	1	0	0	0	.042	.148
Bando	.269	7	26	2	7	8	1	0	0	1	0	0	0	2	1	5	0	0	1	1	.308	.321
Blue	.000	4	1	0	0	0	0	0	0	0	0	0	0	2	0	1	0	0	0	0	.000	.667
Campaneris	.179	7	28	1	5	5	0	0	0	0	2	0	0	1	0	4	0	1	0	1	.179	.207
Duncan	.200	3	5	0	1	1	0	0	0	0	0	0	0	1	0	3	0	0	0	0	.200	.333
Epstein	.000	6	16	1	0	0	0	0	0	0	0	0	0	5	1	3	0	0	0	2	.000	.238
Fingers	.000	6	1	0	0	0	0	0	0	0	1	0	0	0	0	0	0	0	0	0	.000	.000
Green	.333	7	18	0	6	8	2	0	0	1	0	0	0	0	0	4	0	0	0	0	.444	.333
Hegan	.200	6	5	0	1	1	0	0	0	0	0	0	0	0	0	2	0	0	0	0	.200	.200
Hendrick	.133	5	15	3	2	2	0	0	0	1	0	0	0	1	0	2	0	0	1	0	.133	.188
Holtzman	.000	3	5	0	0	0	0	0	0	0	0	0	0	0	0	0	0	0	0	1	.000	.000
Hunter	.200	3	5	0	1	1	0	0	0	1	0	0	0	2	0	1	0	0	0	1	.200	.429
Kubiak	.333	4	3	0	1	1	0	0	0	0	0	0	0	0	0	0	0	0	0	0	.333	.333
Lewis	—	6	0	2	0	0	0	0	0	0	0	0	0	0	0	0	0	2	0	0	—	—
Mangual	.300	4	10	1	3	3	0	0	0	1	1	0	0	0	0	0	0	0	0	1	.300	.300
Marquez	.600	5	5	0	3	3	0	0	0	1	0	0	0	0	0	0	0	0	0	0	.600	.600
Mincher	1.000	3	1	0	1	1	0	0	0	1	0	0	0	0	0	0	0	0	0	0	1.000	1.000
Odom	.000	4	4	0	0	0	0	0	0	0	0	0	0	0	0	3	0	0	0	0	.000	.000
Rudi	.240	7	25	1	6	9	0	0	1	1	0	0	1	2	1	5	0	0	0	0	.360	.321
Tenace	.348	7	23	5	8	21	1	0	4	9	0	0	0	2	1	4	0	0	0	1	.913	.400
<b>Totals</b>	<b>.209</b>	<b>7</b>	<b>220</b>	<b>16</b>	<b>46</b>	<b>65</b>	<b>4</b>	<b>0</b>	<b>5</b>	<b>16</b>	<b>6</b>	<b>0</b>	<b>1</b>	<b>21</b>	<b>5</b>	<b>37</b>	<b>1</b>	<b>3</b>	<b>2</b>	<b>9</b>	<b>.295</b>	<b>.281</b>

PITCHER	W	L	ERA	G	GS	CG	GF	SHO	SV	IP	H	R	ER	HR	HB	BB	IBB	SO	WP	BK	AVG
Blue	0	1	4.15	4	1	0	1	0	1	8.2	8	4	4	1	0	5	1	5	1	0	.258
Fingers	1	1	1.74	6	0	0	4	0	2	10.1	4	2	2	0	1	4	2	11	1	0	.125
Hamilton	0	0	27.00	2	0	0	1	0	0	1.1	3	4	4	0	0	1	1	1	0	0	.500
Holtzman	1	0	2.13	3	2	0	0	0	0	12.2	11	3	3	0	0	3	1	4	0	0	.234
Horlen	0	0	6.75	1	0	0	1	0	0	1.1	2	1	1	0	0	2	1	1	1	0	.333
Hunter	2	0	2.81	3	2	0	0	0	0	16.0	12	5	5	2	0	6	2	11	1	0	.203
Locker	0	0	0.00	1	0	0	0	0	0	0.1	1	0	0	0	0	0	0	0	0	0	.500
Odom	0	1	1.59	2	2	0	0	0	0	11.1	5	2	2	0	0	6	0	13	0	0	.135
<b>Totals</b>	<b>4</b>	<b>3</b>	<b>3.05</b>	<b>7</b>	<b>7</b>	<b>0</b>	<b>7</b>	<b>0</b>	<b>3</b>	<b>62.0</b>	<b>46</b>	<b>21</b>	<b>21</b>	<b>3</b>	<b>1</b>	<b>27</b>	<b>8</b>	<b>46</b>	<b>4</b>	<b>0</b>	<b>.209</b>

**Game 1 — October 14**  
Oakland 3, Cincinnati 2

**Game 2 — October 15**  
Oakland 2, Cincinnati 1

**Game 3 — October 18**  
Cincinnati 1, Oakland 0

Oakland	ab	r	h	bi
Campaneris ss	3	0	2	0
Rudi lf	4	0	0	0
Alou rf	3	0	0	0
Epstein 1b	3	0	0	0
Lewis pr	0	0	0	0
Hegan 1b	0	0	0	0
Bando 3b	4	0	0	0
Hendrick cf	2	1	0	0
Tenace c	3	2	2	3
Green 2b	2	0	0	0
Marquez ph	1	0	0	0
Kubiak 2b	0	0	0	0
Holtzman p	2	0	0	0
Fingers p	0	0	0	0
Blue p	0	0	0	0
<b>Totals</b>	<b>27</b>	<b>3</b>	<b>4</b>	<b>3</b>

Cincinnati	ab	r	h	bi
Rice lf	4	0	0	0
Morgan 2b	3	0	0	0
Tolan cf	4	0	1	0
Bench c	3	2	2	0
Perez 1b	4	0	2	0
Menke 3b	3	0	0	1
Geronimo rf	3	0	0	0
McRae ph	1	0	1	0
Foster pr	0	0	0	0
Concepcion ss	2	0	1	1
Nolan p	2	0	0	0
Borbon p	0	0	0	0
Uhlaender ph	1	0	0	0
Carroll p	0	0	0	0
Javier ph	1	0	0	0
<b>Totals</b>	<b>31</b>	<b>2</b>	<b>7</b>	<b>2</b>

Oakland	020	010	000	3	4	0
Cincinnati	010	100	000	2	7	0

**DP** – Cincinnati 1. **LOB** – Oakland 2, Cincinnati 8. **2B** – Bench. **HR** – Tenace 2. **CS** – Campaneris, Lewis, Tolan, Concepcion. **S** – Campaneris, Concepcion.

Oakland	ip	h	r	er	bb	so
Holtzman (W)	5.0	5	2	2	3	3
Fingers	1.2	1	0	0	1	3
Blue (S)	2.1	1	0	0	1	1
Cincinnati	ip	h	r	er	bb	so
Nolan (L)	6.0	4	3	3	2	0
Borbon	1.0	0	0	0	0	0
Carroll	2.0	0	0	0	2	1

Holtzman pitched to one batter in the 6th.

**WP** – Blue. **T** – 2:18. **A** – 52,918

**Umpires** – Pelekoudas, Honochick, Steiner, Umont, Engel, Haller.

Oakland	ab	r	h	bi
Campaneris ss	5	0	1	0
Alou rf	4	0	1	0
Rudi lf	3	1	2	1
Epstein 1b	2	0	0	0
Lewis pr	0	0	0	0
Hegan 1b	1	0	0	0
Bando 3b	4	0	1	0
Hendrick cf	4	1	1	0
Tenace c	4	0	0	0
Green 2b	4	0	2	0
Hunter p	3	0	1	1
Fingers p	0	0	0	0
<b>Totals</b>	<b>34</b>	<b>2</b>	<b>9</b>	<b>2</b>

Cincinnati	ab	r	h	bi
Rose lf	4	0	1	0
Morgan 2b	4	0	0	0
Tolan cf	4	0	0	0
Bench c	3	0	1	0
Perez 1b	3	1	2	0
Menke 3b	4	0	0	0
Geronimo rf	4	0	0	0
Chaney ss	2	0	0	0
McRae ph	1	0	1	1
Concepcion pr	0	0	0	0
Grimsley p	1	0	0	0
Uhlaender ph	1	0	1	0
Borbon p	0	0	0	0
Hague ph	1	0	0	0
Hall p	0	0	0	0
Javier ph	1	0	0	0
<b>Totals</b>	<b>33</b>	<b>1</b>	<b>6</b>	<b>1</b>

Oakland	011	000	000	2	9	2
Cincinnati	000	000	001	1	6	0

**E** – Epstein, Hunter. **DP** – Oakland 1, Cincinnati 1. **LOB** – Oakland 8, Cincinnati 8. **2B** – Uhlaender. **HR** – Rudi. **SB** – Morgan, Alou. **CS** – Lewis.

Oakland	ip	h	r	er	bb	so
Hunter (W)	8.2	6	1	1	3	6
Fingers (S)	0.1	0	0	0	0	0
Cincinnati	ip	h	r	er	bb	so
Grimsley (L)	5.0	6	2	2	0	1
Borbon	2.0	0	0	0	1	4
Hall	2.0	3	0	0	2	2

**T** – 2:26. **A** – 53,224

**Umpires** – Honochick, Steiner, Umont, Engel, Haller and Pelekoudas.

Cincinnati	ab	r	h	bi
Rose lf	3	0	0	0
Morgan 2b	3	0	0	0
Tolan cf	4	0	1	0
Bench c	4	0	0	0
Perez 1b	3	1	1	0
Menke 3b	2	0	1	0
Geronimo rf	4	0	1	1
Chaney ss	4	0	0	0
Billingham p	4	0	0	0
Carroll p	0	0	0	0
<b>Totals</b>	<b>31</b>	<b>1</b>	<b>4</b>	<b>1</b>

Oakland	ab	r	h	bi
Campaneris ss	3	0	0	0
Alou rf	3	0	0	0
Rudi lf	4	0	1	0
Epstein 1b	2	0	0	0
Bando 3b	4	0	0	0
Hendrick cf	4	0	0	0
Tenace c	3	0	0	0
Green 2b	2	0	1	0
Marquez ph	1	0	1	0
Lewis pr	0	0	0	0
Kubiak 2b	0	0	0	0
Odom p	2	0	0	0
Hegan ph	1	0	0	0
Blue p	0	0	0	0
Fingers p	0	0	0	0
<b>Totals</b>	<b>29</b>	<b>0</b>	<b>3</b>	<b>0</b>

Cincinnati	000	000	100	1	4	2
Oakland	000	000	000	0	3	2

**E** – Morgan, Bench, Epstein, Tenace. **DP** – Cincinnati 1. **LOB** – Cincinnati 8, Oakland 6. **SB** – Rose, Geronimo, Tolan. **S** – Alou, Menke.

Cincinnati	ip	h	r	er	bb	so
Billingham (W)	8.0	3	0	0	3	7
Carroll (S)	1.0	0	0	0	0	0
Oakland	ip	h	r	er	bb	so
Odom (L)	7.0	3	1	1	2	11
Blue	0.1	1	0	0	1	0
Fingers	1.2	0	0	0	1	3

**T** – 2:46. **A** – 49,410

**Umpires** – Steiner, Umont, Engel, Haller, Pelekoudas and Honochick.

**Game 4 — October 19**  
Oakland 3, Cincinnati 2

**Game 5 — October 20**  
Cincinnati 5, Oakland 4

**Game 6 — October 21**  
Cincinnati 8, Oakland 1

Cincinnati	ab	r	h	bi
Rose lf	4	0	0	0
Morgan 2b	3	1	0	0
Tolan cf	4	0	1	2
Bench c	4	0	2	0
Perez 1b	4	0	2	0
McRae rf	4	0	1	0
Geronimo rf	0	0	0	0
Menke 3b	4	0	0	0
Concepcion ss	3	1	1	0
Gullett p	2	0	0	0
Javier ph	0	0	0	0
Borbon p	0	0	0	0
Carroll p	0	0	0	0
<b>Totals</b>	<b>32</b>	<b>2</b>	<b>7</b>	<b>2</b>

Oakland	ab	r	h	bi
Campaneris ss	4	0	0	0
Alou rf	3	0	0	0
Rudi lf	4	0	2	0
Bando 3b	3	0	2	0
Epstein 1b	3	0	0	0
Hegan 1b	1	0	0	0
Hendrick cf	3	0	0	0
Marquez ph	1	0	1	0
Lewis pr	0	1	0	0
Tenace c	4	2	2	1
Green 2b	3	0	1	0
Mincher ph	1	0	1	1
Odum pr	0	0	0	0
Holtzman p	3	0	0	0
Blue p	0	0	0	0
Fingers p	0	0	0	0
Mangual ph	1	0	1	1
<b>Totals</b>	<b>34</b>	<b>3</b>	<b>10</b>	<b>3</b>

Cincinnati	000	000	020	2	7	1
Oakland	000	010	002	3	10	1

E – Perez, Holtzman. **DP** – Cincinnati 1, Oakland 1. **LOB** – Cincinnati 5, Oakland 8. **2B** – Green, Tolan. **HR** – Tenace. **SB** – Bench. **CS** – Perez. **S** – Javier.

Cincinnati	ip	h	r	er	bb	so
Gullett	7.0	5	1	1	1	2
Borbon	1.1	2	1	1	0	0
Carroll (L)	0.0	3	1	1	0	0
Oakland	ip	h	r	er	bb	so
Holtzman	7.2	5	1	1	0	1
Blue	0.1	2	1	1	1	0
Fingers (W)	1.0	0	0	0	0	1

Blue pitched to one batter in the 9th. Carroll pitched to three batters in the 9th.  
T – 2:06. A – 49,410  
**Umpires** – Umont, Engel, Haller, Pelekoudas, Honochick and Steiner.

Cincinnati	ab	r	h	bi
Rose lf	5	1	3	2
Morgan 2b	3	2	0	0
Tolan cf	4	0	2	2
Bench c	4	0	0	0
Perez 1b	4	0	1	0
Menke 3b	3	1	1	1
Geronimo rf	4	1	1	0
Chaney ss	1	0	0	0
Hague ph	1	0	0	0
Carroll p	0	0	0	0
Grimsley p	0	0	0	0
Billingham p	0	0	0	0
McGlothlin p	1	0	0	0
Borbon p	0	0	0	0
Uhlender ph	1	0	0	0
Hall p	0	0	0	0
Concepcion ph-ss	2	0	0	0
<b>Totals</b>	<b>33</b>	<b>5</b>	<b>8</b>	<b>5</b>

Oakland	ab	r	h	bi
Campaneris ss	5	0	0	0
Alou rf	4	0	0	0
Rudi lf	3	0	0	0
Epstein 1b	2	1	0	0
Hegan 1b	1	0	1	0
Bando 3b	3	1	1	0
Hendrick cf	2	1	1	0
Mangual ph-cf	1	0	0	0
Tenace c	2	1	1	3
Odum pr	0	0	0	0
Green 2b	1	0	0	0
Marquez ph	1	0	1	1
Lewis pr	0	0	0	0
Kubiak 2b	2	0	1	0
Hunter p	2	0	0	0
Fingers p	0	0	0	0
Hamilton p	0	0	0	0
Duncan ph	1	0	1	0
<b>Totals</b>	<b>30</b>	<b>4</b>	<b>7</b>	<b>4</b>

Cincinnati	100	110	011	5	8	0
Oakland	030	100	000	4	7	2

E – Alou, Bando. **DP** – Cincinnati 1, Oakland 1. **LOB** – Cincinnati 6, Oakland 6. **2B** – Perez. **HR** – Rose, Tenace, Menke. **SB** – Tolan 2, Morgan. **S** – Menke, Hendrick, Fingers, Grimsley.

Cincinnati	ip	h	r	er	bb	so
McGlothlin	3.0	2	4	4	2	3
Borbon	1.0	1	0	0	1	0
Hall	2.0	0	0	0	0	1
Carroll	1.2	3	0	0	0	1
Grimsley (W)	0.2	0	0	0	1	0
Billingham (S)	0.2	1	0	0	0	0
Oakland	ip	h	r	er	bb	so
Hunter	4.2	5	3	3	2	2
Fingers (L)	3.2	3	2	2	1	4
Hamilton	0.2	0	0	0	0	0

McGlothlin pitched to two batters in the 4th.  
**WP** – Fingers. **HBP** – Rudi (by McGlothlin) T – 2:26. A – 49,410  
**Umpires** – Engel, Haller, Pelekoudas, Honochick and Steiner and Umont.

Oakland	ab	r	h	bi
Campaneris ss	4	0	0	0
Alou rf	4	0	0	0
Rudi lf	4	0	1	0
Epstein 1b	4	0	0	0
Bando 3b	4	1	2	0
Mangual cf	4	0	2	0
Tenace c	4	0	1	0
Green 2b	2	0	1	1
Marquez ph	1	0	0	0
Kubiak 2b	1	0	0	0
Blue p	1	0	0	0
Locker p	0	0	0	0
Duncan p	1	0	0	0
Hamilton p	0	0	0	0
Horlen p	0	0	0	0
<b>Totals</b>	<b>34</b>	<b>1</b>	<b>7</b>	<b>1</b>

Cincinnati	ab	r	h	bi
Rose lf	3	1	0	0
Morgan 2b	5	1	2	1
Tolan cf	4	2	2	2
Bench c	2	2	1	1
Perez 1b	3	0	1	1
McRae ph	3	1	1	0
Geronimo rf	1	0	1	2
Menke 3b	4	0	0	0
Concepcion ss	3	1	2	1
Nolan p	1	0	0	0
Grimsley p	1	0	0	0
Borbon p	0	0	0	0
Hall p	2	0	0	0
<b>Totals</b>	<b>32</b>	<b>8</b>	<b>10</b>	<b>8</b>

Oakland	000	010	000	1	7	1
Cincinnati	000	111	50x	8	10	0

E – Mangual. **LOB** – Oakland 7, Cincinnati 6. **2B** – Morgan, Green, McRae. **3B** – Concepcion. **HR** – Bench. **SB** – Tolan, Concepcion 2. **CS** – Rose. **SF** – Concepcion.

Oakland	ip	h	r	er	bb	so
Blue (L)	5.2	4	3	3	2	4
Locker	0.1	1	0	0	0	0
Hamilton	0.2	3	4	4	1	1
Horlen	1.1	2	1	1	2	1
Cincinnati	ip	h	r	er	bb	so
Nolan	4.2	3	1	1	0	3
Grimsley (W)	1.0	1	0	0	1	0
Borbon	1.0	1	0	0	0	0
Hall (S)	2.1	2	0	0	0	1

**WP** – Horlen.  
T – 2:21. A – 52,737  
**Umpires** – Haller, Pelekoudas, Honochick, Steiner, Umont and Engel.

**Game 7 — October 22**  
**Oakland 3, Cincinnati 2**

<b>Oakland</b>	<b>ab</b>	<b>r</b>	<b>h</b>	<b>bi</b>
Campaneris ss	4	1	2	0
Mangual cf	4	1	0	0
Rudi lf	3	0	0	0
Tenace 1b	3	0	2	2
Lewis pr	0	1	0	0
Hegan 1b	1	0	0	0
Bando 3b	4	0	1	1
Alou rf	3	0	0	0
Duncan c	3	0	0	0
Green 2b	4	0	1	0
Odom p	2	0	0	0
Hunter p	0	0	0	0
Holtzman p	0	0	0	0
Fingers p	1	0	0	0
<b>Totals</b>	<b>32</b>	<b>3</b>	<b>6</b>	<b>3</b>

<b>Cincinnati</b>	<b>ab</b>	<b>r</b>	<b>h</b>	<b>bi</b>
Rose lf	5	1	2	0
Morgan 2b	3	0	1	0
Tolan cf	2	0	0	0
Foster rf	0	0	0	0
Hague ph-rf	1	0	0	0
Bench c	3	0	0	0
Perez 1b	2	1	1	1
Menke 3b	4	0	0	0
Geronimo rf-cf	3	0	0	0
Concepcion ss	3	0	0	0
Billingham p	1	0	0	0
McRae ph	0	0	0	1
Borbon p	0	0	0	0
Carroll p	0	0	0	0
Grimsley p	0	0	0	0
Uhlaender ph	1	0	0	0
Hall p	0	0	0	0
Chaney ph	0	0	0	0
<b>Totals</b>	<b>28</b>	<b>2</b>	<b>4</b>	<b>2</b>

Oakland	100	002	000	3	6	1
Cincinnati	000	010	010	2	4	2

**E** – Campaneris, Tolan, Concepcion.

**DP** – Oakland 1. **LOB** – Oakland 8, Cincinnati 8. **2B** – Perez, Tenace, Bando, Morgan. **SB** – Bench. **S** – Mangual, Campaneris. **CS** – Duncan, Morgan. **SF** – McRae, Perez.

<b>Oakland</b>	<b>ip</b>	<b>h</b>	<b>r</b>	<b>er</b>	<b>bb</b>	<b>so</b>
Odom	4.1	2	1	1	4	2
Hunter (W)	2.2	1	1	1	1	3
Holtzman	0.0	1	0	0	0	0
Fingers (S)	2.0	0	0	0	1	0
<b>Cincinnati</b>	<b>ip</b>	<b>h</b>	<b>r</b>	<b>er</b>	<b>bb</b>	<b>so</b>
Billingham	5.0	2	1	0	1	4
Borbon (L)	0.2	3	2	2	0	0
Carroll	1.0	0	0	0	2	1
Grimsley	0.1	0	0	0	1	1
Hall	2.0	1	0	0	0	3

Hunter pitched to one batter in the 8th.

Holtzman pitched to one batter in the 8th.

**WP** – Hunter. **HPB** – by Fingers (Chaney).

**T** – 2:50. **A** – 56,040

**Umpires** – Pelekoudas, Honochick, Steiner, Umont, Engel and Haller.

# 1973 ALCS

The A's win their second consecutive American League Pennant, defeating Baltimore 3 games to 2. It was the second consecutive year that the ALCS had gone the maximum five games after having been decided in three games each year previously. In a rematch of the 1971 ALCS, it was pitching again that was the key, this time for the A's. Five of the six A's pitchers had ERA's under 2.00 for the series.

Jim Palmer tossed a five-hit shutout to defeat the A's 6-0 in Game 1 but the A's evened the series with a 6-3 win in Game 2. Sal Bando homered twice off Dave McNally and Campy Campaneris and Joe Rudi also homered for the A's. The A's won Game 3, 2-1 in 11 innings as both Ken Holtzman and Mike Cuellar went the distance. Holtzman allowed just three hits and Cuellar had allowed just three before Campaneris homered to lead off the bottom of the 11th. The A's appeared to have the series locked up in Game 4 as they had a 4-0 lead after six innings. Baltimore then scored four times off Vida Blue in the seventh and once off losing pitcher Rollie Fingers in the eighth for a 5-4 win. ALCS MVP Catfish Hunter then tossed a five-hit shutout in Game 5 as the A's won 3-0 to clinch the series.

## FINAL STATISTICS

PLAYER	AVG	G	AB	R	H	TB	2B	3B	HR	RBI	SH	SF	HP	BB	IBB	SO	SB	CS	DP	E	SLG	OBP
Alou	.333	4	6	0	2	2	0	0	0	1	0	0	0	0	0	1	0	0	0	0	.333	.333
Andrews	.000	2	1	0	0	0	0	0	0	0	1	0	0	0	0	0	0	0	0	0	.000	.000
Bando	.167	5	18	2	3	9	0	0	2	3	0	0	1	3	0	6	0	0	0	0	.500	.318
Bourque	.000	2	1	0	0	0	0	0	0	0	0	0	0	2	1	1	0	0	0	0	.000	.667
Campaneris	.333	5	21	3	7	14	1	0	2	3	0	0	0	2	0	2	3	0	0	2	.667	.391
Conigliaro	.000	1	4	0	0	0	0	0	0	0	0	0	0	0	0	2	0	0	0	0	.000	.000
Davalillo	.625	4	8	2	5	8	1	1	0	1	0	0	0	1	1	0	0	0	1	1	1.000	.667
Fosse	.091	5	11	2	1	2	1	0	0	3	1	1	0	2	0	2	0	0	0	0	.182	.214
Green	.077	5	13	0	1	2	1	0	0	1	1	0	0	0	0	4	0	0	0	1	.154	.077
Jackson	.143	5	21	0	3	3	0	0	0	0	0	0	0	0	0	6	0	1	0	0	.143	.143
Johnson	.100	4	10	0	1	1	0	0	0	0	0	0	0	2	0	6	0	0	0	0	.100	.250
Kubiak	.000	3	2	0	0	0	0	0	0	0	0	0	0	0	0	1	0	0	1	0	.000	.000
Lewis	—	2	0	1	0	0	0	0	0	0	0	0	0	0	0	0	0	0	0	0	—	—
Mangual	.111	3	9	1	1	1	0	0	0	0	0	0	0	0	0	3	0	0	0	0	.111	.111
Rudi	.222	5	18	1	4	7	0	0	1	3	1	0	0	3	1	1	0	0	0	0	.389	.333
Tenace	.235	5	17	3	4	5	1	0	0	0	0	0	1	2	0	4	0	0	0	0	.294	.350
<b>Totals</b>	<b>.200</b>	<b>5</b>	<b>160</b>	<b>15</b>	<b>32</b>	<b>54</b>	<b>5</b>	<b>1</b>	<b>5</b>	<b>15</b>	<b>4</b>	<b>1</b>	<b>2</b>	<b>17</b>	<b>3</b>	<b>39</b>	<b>3</b>	<b>1</b>	<b>2</b>	<b>4</b>	<b>.338</b>	<b>.283</b>

PITCHER	W	L	ERA	G	GS	CG	GF	SHO	SV	IP	H	R	ER	HR	HB	BB	IBB	SO	WP	BK	AVG
Blue	0	1	10.29	2	2	0	0	0	0	7.0	8	8	8	1	0	5	0	3	1	0	.286
Fingers	0	1	1.93	3	0	0	3	0	1	4.2	4	1	1	1	0	2	0	4	0	0	.250
Holtzman	1	0	0.82	1	1	1	0	0	0	11.0	3	1	1	1	0	1	0	7	0	0	.081
Hunter	2	0	1.65	2	2	1	0	1	0	16.1	12	3	3	0	1	5	1	6	0	0	.200
Odom	0	0	1.80	1	0	0	0	0	0	5.0	6	2	1	0	0	2	0	4	0	0	.286
Pina	0	0	0.00	1	0	0	0	0	0	2.0	3	0	0	0	1	1	0	1	0	0	.333
<b>Totals</b>	<b>3</b>	<b>2</b>	<b>2.74</b>	<b>5</b>	<b>5</b>	<b>2</b>	<b>3</b>	<b>1</b>	<b>1</b>	<b>46.0</b>	<b>36</b>	<b>15</b>	<b>14</b>	<b>3</b>	<b>2</b>	<b>16</b>	<b>1</b>	<b>25</b>	<b>1</b>	<b>0</b>	<b>.211</b>

**Game 1 — October 6**  
**Baltimore 6, Oakland 0**

**Game 2 — October 7**  
**Oakland 6, Baltimore 3**

**Game 3 — October 9**  
**Oakland 2, Baltimore 1 (11)**

Oakland	ab	r	h	bi
Campaneris ss	3	0	1	0
Rudi lf	2	0	0	0
Bando 3b	3	0	0	0
Jackson rf	4	0	1	0
Johnson dh	2	0	0	0
Borque dh	1	0	0	0
Tenace 1b-c	4	0	1	0
Mangual cf	4	0	0	0
Fosse c	2	0	0	0
Davalillo ph-1b	2	0	2	0
Green 2b	2	0	0	0
Alou ph	1	0	0	0
Kubiak 2b	1	0	0	0
Blue p	0	0	0	0
Pina p	0	0	0	0
Odom p	0	0	0	0
Fingers p	0	0	0	0
<b>Totals</b>	<b>31</b>	<b>0</b>	<b>5</b>	<b>0</b>

Baltimore	ab	r	h	bi
Rettenmund rf	4	1	1	0
Grich 2b	5	0	0	0
Blair cf	4	2	1	0
Davis dh	5	1	3	1
Baylor lf	3	2	2	1
Robinson 3b	5	0	0	0
Williams 1b	4	0	2	2
Etchebarren c	3	0	2	1
Belanger ss	3	0	1	1
Palmer p	0	0	0	0
<b>Totals</b>	<b>36</b>	<b>6</b>	<b>12</b>	<b>6</b>

Oakland	000	000	000	0	5	1
Baltimore	400	000	11x	6	12	0

**E** – Campaneris. **DP** – Oakland 1, Baltimore 1. **LOB** – Oakland 9, Baltimore 12. **2B** – Davis, Williams, Davalillo. **SB** – Campaneris.

Oakland	ip	h	r	er	bb	so
Blue (L)	0.2	3	4	4	2	2
Pina	2.0	3	0	0	1	1
Odom	5.0	6	2	1	2	4
Fingers	0.1	0	0	0	0	0
<b>Baltimore</b>	<b>ip</b>	<b>h</b>	<b>r</b>	<b>er</b>	<b>bb</b>	<b>so</b>
Palmer (W)	9.0	5	0	0	5	12

**HBP** – by Pina (Etchebarren). **WP** – Blue.  
**T** – 2:51. **A** – 41,279  
**Umpires** – Chylak, Haller, Maloney, Odom, Anthony and McCoy.

Oakland	ab	r	h	bi
Campaneris ss	5	2	3	2
Rudi lf	4	1	2	1
Bando 3b	4	2	2	3
Jackson rf	5	0	0	0
Tenace 1b	3	0	0	0
Johnson dh	4	0	1	0
Mangual cf	4	1	1	0
Fosse c	3	0	0	0
Green 2b	4	0	0	0
Hunter p	0	0	0	0
Fingers p	0	0	0	0
<b>Totals</b>	<b>36</b>	<b>6</b>	<b>9</b>	<b>6</b>

Baltimore	ab	r	h	bi
Bumbry lf	4	1	0	0
Coggins rf-cf	5	1	2	0
Davis dh	5	0	2	1
Powell 1b	4	1	0	0
Williams c	4	0	2	1
Blair cf	3	0	0	0
Crowley ph-rf	1	0	0	0
Robinson 3b	3	0	1	1
Hood pr	0	0	0	0
Baker ss	0	0	0	0
Grich 2b	2	0	0	0
Belanger ss	3	0	1	0
Baylor ph	1	0	0	0
Brown 3b	0	0	0	0
McNally p	0	0	0	0
Reynolds p	0	0	0	0
G. Jackson p	0	0	0	0
<b>Totals</b>	<b>35</b>	<b>3</b>	<b>8</b>	<b>3</b>

Oakland	100	002	021	6	9	0
Baltimore	100	001	010	3	8	0

**LOB** – Oakland 7, Baltimore 9. **2B** – Williams. **HR** – Campaneris, Rudi, Bando 2. **SB** – Campaneris 2. **S** – Fosse.

Oakland	ip	h	r	er	bb	so
Hunter (W)	7.1	7	3	3	3	5
Fingers (S)	1.2	1	0	0	1	1
<b>Baltimore</b>	<b>ip</b>	<b>h</b>	<b>r</b>	<b>er</b>	<b>bb</b>	<b>so</b>
McNally (L)	7.2	7	5	5	2	7
Reynolds	1.0	2	1	1	1	2
G. Jackson	0.1	0	0	0	0	0

**WP** – McNally. **PB** – Williams.  
**T** – 2:42. **A** – 48,425  
**Umpires** – Haller, Chylak, Maloney, Odom, Anthony and McCoy.

Baltimore	ab	r	h	bi
Rettenmund rf	5	0	0	0
Grich 2b	5	0	1	0
Blair cf	4	0	1	0
Davis dh	3	0	0	0
Baylor lf	4	0	0	0
Robinson 3b	4	0	0	0
Williams 1b	4	1	1	1
Etchebarren c	4	0	0	0
Bellanger ss	4	0	0	0
Cuellar p	0	0	0	0
<b>Totals</b>	<b>37</b>	<b>1</b>	<b>3</b>	<b>1</b>

Oakland	ab	r	h	bi
Campaneris ss	5	1	1	1
Rudi lf	4	0	1	1
Bando 3b	4	0	0	0
Jackson rf	4	0	0	0
Tenace 1b-c	4	0	1	0
Johnson dh	2	0	0	0
Conigliaro cf	4	0	0	0
Fosse c	1	0	0	0
Alou ph	1	0	1	0
Lewis pr	0	1	0	0
Davalillo 1b	1	0	0	0
Green 2b	2	0	0	0
Andrews ph	0	0	0	0
Kubiak 2b	1	0	0	0
Holtzman p	0	0	0	0
<b>Totals</b>	<b>33</b>	<b>2</b>	<b>4</b>	<b>2</b>

Baltimore	010	000	000	00	1	3	0
Oakland	000	000	010	01	2	4	3

None out when winning run scored.  
**E** – Green 2, Davalillo. **DP** – Oakland 1. **LOB** – Baltimore 4, Oakland 5. **HR** – Williams, Campaneris. **S** – Andrews.

Baltimore	ip	h	r	er	bb	so
Cuellar (L)	10.0	4	2	2	3	11
<b>Oakland</b>	<b>ip</b>	<b>h</b>	<b>r</b>	<b>er</b>	<b>bb</b>	<b>so</b>
Holtzman (W)	11.0	3	1	1	1	7

Cuellar pitched to one batter in the 11th.  
**T** – 2:23. **A** – 34,367  
**Umpires** – Maloney, Haller, Anthony, Chylak, McCoy and Odom.



**Game 4 — October 10**  
**Baltimore 5, Oakland 4**

**Game 5 — October 11**  
**Oakland 3, Baltimore 0**

Baltimore	ab	r	h	bi
Rettenmund rf	2	0	0	0
Grich 2b	4	1	1	1
Blair cf	4	0	1	0
Davis dh	4	0	1	0
Williams 1b	3	1	0	0
Baylor lf	3	1	1	0
Robinson 3b	4	1	2	1
Etchebarren c	4	1	2	3
Belanger ss	4	0	0	0
Palmer p	0	0	0	0
Reynolds p	0	0	0	0
Watt p	0	0	0	0
G. Jackson p	0	0	0	0
<b>Totals</b>	<b>32</b>	<b>5</b>	<b>8</b>	<b>5</b>

Baltimore	ab	r	h	bi
Bumbry lf	3	0	0	0
Coggins rf	4	0	2	0
Davis dh	4	0	0	0
Williams 1b	3	0	0	0
Blair cf	3	0	0	0
Robinson 3b	4	0	2	0
Grich 2b	4	0	0	0
Etchebarren c	3	0	1	0
Belanger ss	2	0	0	0
Crowley ph	1	0	0	0
Baker ss	0	0	0	0
Alexander p	0	0	0	0
Palmer p	0	0	0	0
<b>Totals</b>	<b>31</b>	<b>0</b>	<b>5</b>	<b>0</b>

Oakland	ab	r	h	bi
Campaneris ss	4	0	1	0
Rudi lf	4	0	0	0
Bando 3b	3	0	0	0
Jackson rf	4	0	1	0
Tenace 1b-c	3	2	1	0
Davalillo cf	3	1	2	0
Mangual ph-cf	1	0	0	0
Johnson dh	2	0	0	0
Borque dh	0	0	0	0
Andrews dh-1b	1	0	0	0
Fosse c	2	1	1	3
Lewis pr	0	0	0	0
Kubiak 2b	0	0	0	0
Green 2b	3	0	1	1
Alou ph	1	0	0	0
Fingers p	0	0	0	0
Blue p	0	0	0	0
<b>Totals</b>	<b>31</b>	<b>4</b>	<b>7</b>	<b>4</b>

Oakland	ab	r	h	bi
Campaneris ss	4	0	1	0
Rudi lf	4	0	1	1
Bando 3b	4	0	1	0
Jackson cf	4	0	1	0
Tenace 1b	3	1	1	0
Davalillo cf	2	1	1	1
Alou dh	3	0	1	1
Fosse c	3	1	0	0
Green 2b	2	0	0	0
Hunter p	0	0	0	0
<b>Totals</b>	<b>29</b>	<b>3</b>	<b>7</b>	<b>3</b>

Baltimore	000	000	000	0	5	2
Oakland	001	200	00x	3	7	0

**E** – Robinson, Bumbry. **DP** – Baltimore  
 1. **LOB** – Baltimore 7, Oakland 5. **2B**  
 – Etchebarren, Coggins, Campaneris,  
 Robinson. **3B** – Davalillo. **SB** – Bumbry.  
**S** – Green.

Baltimore	000	000	410	5	7	0
Oakland	030	001	000	4	8	0

**DP** – Oakland 2. **LOB** – Baltimore 4,  
 Oakland 8. **2B** – Tenace, Fosse, Green,  
 Robinson. **HR** – Etchebarren, Grich. **S** –  
 Rudi. **SF** – Fosse.

Baltimore	ip	h	r	er	bb	so
Palmer	1.1	4	3	3	2	2
Reynolds	4.2	3	1	1	2	3
Watt	0.1	0	0	0	0	0
G. Jackson (W)	2.2	0	0	0	1	0
Oakland	ip	h	r	er	bb	so
Blue	6.1	5	4	4	3	1
Fingers (L)	2.2	3	1	1	1	3

**HBP** – by Watt (Bando).  
**T** – 2:31. **A** – 27,497  
**Umpires** – Chylak, Haller, Maloney,  
 Odom, Anthony and McCoy.

Baltimore	ip	h	r	er	bb	so
Alexander (L)	3.2	5	3	2	0	1
Palmer	4.1	2	0	0	1	1
Oakland	ip	h	r	er	bb	so
Hunter (W)	9.0	5	0	0	2	1

**HBP** – by Hunter (Blair), by Alexander  
 (Tenace).  
**T** – 2:11. **A** – 24,265  
**Umpires** – Haller, Chylak, Maloney,  
 Odom, Anthony and McCoy.

# 1973 WORLD SERIES

The A's win their second consecutive World Championship, winning Games 6 and 7 to defeat the New York Mets, 4 games to 3. Reggie Jackson was named MVP of the series after hitting .310 with a home run and six RBI and Ken Holtzman was the winning pitcher in two of the A's four victories. The series also featured the "firing" of Mike Andrews by A's owner Charlie Finley after his two 12th inning errors in Game 2 helped the Mets to a 10-7 win. Andrews did make another appearance in the series, grounding out as a pinch hitter in Game 4.

Holtzman picks up the win in the A's 2-1 victory in Game 1. The A's collect just three hits off Mets starter Jon Matlack but all come in the third inning as Holtzman doubles and scores on an error and Joe Rudi has a RBI single. The Mets score four runs off Rollie Fingers in the 12th inning of Game 2 to defeat the A's 10-7, but only one run was earned as Andrews committed two errors. Game 3 went 11 innings but the A's won 3-2 on a RBI single by Campy Campaneris in the top of the 11th. The A's lost Game 4, 6-1 as Rusty Staub was a perfect 4 for 4 to even the series at two games apiece. Jerry Koosman and Tug McGraw then combined to three-hit the A's in a 2-0 win in Game 5 but the A's came back to win the final two games in Oakland. In Game 6, Reggie Jackson doubled twice, singled and drove in two runs in the A's 3-1 victory. The A's had gone the entire series without a home run before Campaneris hit a two-run home run in the third inning in Game 2. Jackson added a two-run homer later in the inning and Darold Knowles retired Wayne Garrett with runners on first and third in the ninth to save the A's 5-2 win.

## FINAL STATISTICS

PLAYER	AVG	G	AB	R	H	TB	2B	3B	HR	RBI	SH	SF	HP	BB	IBB	SO	SB	CS	DP	E	SLG	OBP
Alou	.158	7	19	0	3	4	1	0	0	3	0	1	0	0	0	0	0	0	0	0	.211	.150
Andrews	.000	2	3	0	0	0	0	0	0	0	0	0	0	1	0	1	0	0	0	2	.000	.250
Bando	.231	7	26	5	6	9	1	1	0	1	1	0	0	4	1	7	0	0	0	1	.346	.333
Blue	.000	2	4	0	0	0	0	0	0	0	0	0	0	0	0	4	0	0	0	0	.000	.000
Bourque	.500	2	2	0	1	1	0	0	0	0	0	0	0	0	0	0	0	0	0	0	.500	.500
Campaneris	.290	7	31	6	9	14	0	1	1	3	0	0	2	1	0	7	3	0	0	1	.452	.353
Conigliaro	.000	3	3	0	0	0	0	0	0	0	0	0	0	0	0	1	0	0	0	0	.000	.000
Davalillo	.091	6	11	0	1	1	0	0	0	0	0	0	0	2	0	1	0	0	0	0	.091	.231
Fingers	.333	6	3	0	1	1	0	0	0	0	0	0	0	0	0	1	0	0	0	0	.333	.333
Fosse	.158	7	19	0	3	4	1	0	0	0	0	0	0	1	1	4	0	0	0	0	.211	.200
Green	.063	7	16	0	1	1	0	0	0	0	0	0	0	1	0	6	0	1	0	1	.063	.118
Holtzman	.667	3	3	2	2	4	2	0	0	0	0	0	0	0	0	0	0	0	0	0	1.333	.667
Hunter	.000	2	5	0	0	0	0	0	0	0	0	0	0	0	0	3	0	0	0	1	0.000	.000
Jackson	.310	7	29	3	9	17	3	1	1	6	0	0	0	2	0	7	0	0	1	0	.586	.355
Johnson	.300	6	10	0	3	4	1	0	0	0	0	0	0	1	0	4	0	0	0	0	.400	.364
Knowles	—	0	0	0	0	0	0	0	0	0	0	0	0	0	0	0	0	0	0	1	—	—
Kubiak	.000	4	3	1	0	0	0	0	0	0	0	0	0	1	0	1	0	0	0	0	.000	.250
Lewis	—	3	0	1	0	0	0	0	0	0	0	0	0	0	0	0	0	0	0	0	—	—
Lindblad	.000	3	1	0	0	0	0	0	0	0	0	0	0	0	0	0	0	0	0	0	.000	.000
Mangual	.000	5	6	0	0	0	0	0	0	0	0	0	0	0	0	3	0	0	0	0	.000	.000
Odom	.000	3	1	0	0	0	0	0	0	0	0	0	0	0	0	1	0	0	0	0	.000	.000
Rudi	.333	7	27	3	9	11	2	0	0	4	1	0	0	3	0	4	0	1	0	0	.407	.400
Tenace	.158	7	19	0	3	4	1	0	0	3	0	0	0	11	1	7	0	2	1	2	.211	.467
<b>Totals</b>	<b>.212</b>	<b>7</b>	<b>241</b>	<b>21</b>	<b>51</b>	<b>75</b>	<b>12</b>	<b>3</b>	<b>2</b>	<b>20</b>	<b>2</b>	<b>1</b>	<b>2</b>	<b>28</b>	<b>3</b>	<b>62</b>	<b>3</b>	<b>4</b>	<b>2</b>	<b>9</b>	<b>.311</b>	<b>.298</b>

PITCHER	W	L	ERA	G	GS	CG	GF	SHO	SV	IP	H	R	ER	HR	HB	BB	IBB	SO	WP	BK	AVG
Blue	0	1	4.91	2	2	0	0	0	0	11.0	10	6	6	2	0	3	0	8	1	0	.222
Fingers	0	1	0.66	6	0	0	3	0	2	13.2	13	5	1	0	1	4	1	8	0	0	.250
Holtzman	2	1	4.22	3	3	0	0	0	0	10.2	13	5	5	1	0	5	0	6	0	0	.310
Hunter	1	0	2.03	2	2	0	0	0	0	13.1	11	3	3	1	0	4	1	6	1	0	.212
Knowles	0	0	0.00	7	0	0	2	0	2	6.1	4	1	0	0	1	5	2	5	0	0	.167
Lindblad	1	0	0.00	3	0	0	2	0	0	3.1	4	0	0	0	0	1	1	1	0	0	.250
Odom	0	0	3.86	2	0	0	0	0	0	4.2	5	2	2	0	0	2	0	2	1	0	.294
Pina	0	0	0.00	2	0	0	0	0	0	3.0	6	2	0	0	1	2	1	0	0	0	.462
<b>Totals</b>	<b>4</b>	<b>3</b>	<b>2.32</b>	<b>7</b>	<b>7</b>	<b>0</b>	<b>7</b>	<b>0</b>	<b>4</b>	<b>66.0</b>	<b>66</b>	<b>24</b>	<b>17</b>	<b>4</b>	<b>3</b>	<b>26</b>	<b>6</b>	<b>36</b>	<b>3</b>	<b>0</b>	<b>.253</b>

**Game 1 — October 13**  
**Oakland 2, New York 1**

**Game 2 — October 14**  
**New York 10, Oakland 7 (12)**

New York	ab	r	h	bi
Garrett 3b	5	0	0	0
Millan 2b	4	0	1	0
Mays cf	4	0	1	0
Jones lf	4	1	2	0
Milner 1b	4	0	2	1
Grote c	4	0	0	0
Hahn rf	2	0	0	0
Kranepool ph	1	0	0	0
Harrelson ss	2	0	0	0
Hodges ph	0	0	0	0
Martinez pr	0	0	0	0
Matlack p	0	0	0	0
Boswell ph	1	0	1	0
McGraw p	0	0	0	0
Beauchamp ph	1	0	0	0
<b>Totals</b>	<b>32</b>	<b>1</b>	<b>7</b>	<b>1</b>

Oakland	ab	r	h	bi
Campaneris ss	4	1	1	0
Rudi lf	3	0	1	1
Bando 3b	3	0	1	1
Jackson cf-rf	3	0	0	0
Tenace 1b	3	0	0	0
Alou rf	3	0	0	0
Davalillo cf	0	0	0	0
Fosse c	3	0	0	0
Green 2b	2	0	0	0
Holtzman p	1	1	1	0
Mangual ph	1	0	0	0
Fingers p	1	0	0	0
Knowles p	0	0	0	0
<b>Totals</b>	<b>27</b>	<b>2</b>	<b>4</b>	<b>1</b>

New York	000	100	000	1	7	2
Oakland	002	000	00x	2	4	0

**E** – Millan, Mays. **DP** – Oakland 2. **LOB** – New York 9, Oakland 5. **2B** – Holtzman, Jones. **3B** – Millan. **SB** – Campaneris. **CS** – Green. **S** – Matlack, Rudi.

New York	ip	h	r	er	bb	so
Matlack (L)	6.0	3	2	2	2	3
McGraw	2.0	1	0	0	1	1
<b>Oakland</b>	<b>ip</b>	<b>h</b>	<b>r</b>	<b>er</b>	<b>bb</b>	<b>so</b>
Holtzman (W)	5.0	4	1	1	3	2
Fingers	3.1	3	0	0	1	3
Knowles (Sv)	0.2	0	0	0	0	0

**PB** – Fosse.  
**T** – 2:26. **A** – 46,021  
**Umpires** – Springstead, Donatelli, Neudecker, Pryor, Goetz and Wendelstedt.

New York	ab	r	h	bi
Garrett 3b	6	1	1	1
Millan 2b	6	0	0	0
Staub rf	5	0	1	0
Mays pr-cf	2	1	1	1
Jones lf	5	3	3	1
Milner 1b	6	1	2	0
Grote c	6	1	2	0
Hahn cf-rf	7	1	1	1
Harrelson ss	6	1	3	1
Koosman p	1	0	0	0
Sadecki p	0	0	0	0
Theodore ph	1	0	0	0
Parker p	0	0	0	0
Beauchamp ph	1	0	0	0
McGraw p	2	1	1	0
Stone p	0	0	0	0
<b>Totals</b>	<b>54</b>	<b>10</b>	<b>15</b>	<b>5</b>

Oakland	ab	r	h	bi
Campaneris ss	6	2	1	0
Rudi lf	5	1	2	1
Bando 3b	5	2	1	1
Jackson cf	6	1	4	2
Tenace 1b	3	0	1	1
Alou rf	6	0	3	2
Fosse c	5	0	0	0
Green 2b	2	0	0	0
Mangual ph	1	0	0	0
Kubiak 2b	0	0	0	0
Andrews ph-2b	2	0	0	0
Blue p	2	0	0	0
Pina p	0	0	0	0
Knowles p	0	0	0	0
Conigliaro ph	1	0	0	0
Odum p	0	0	0	0
Johnson ph	1	0	1	0
Lewis pr	0	1	0	0
Fingers p	1	0	0	0
Lindblad p	0	0	0	0
Davalillo ph	1	0	0	0
<b>Totals</b>	<b>47</b>	<b>7</b>	<b>13</b>	<b>7</b>

New York	011	004	000	004	1015	1
Oakland	210	000	102	001	713	5

**E** – Koosman, Bando, Tenace, Andrews 2, Knowles. **DP** – New York 1, Oakland 1. **LOB** – New York 15, Oakland 12. **2B** – Rudi, Alou, Jackson, Johnson, Harrelson. **3B** – Bando, Campaneris, Jackson. **HR** – Jones (off Blue), Garrett (off Blue). **SB** – Campaneris. **CS** – Rudi, Tenace. **S** – McGraw.

New York	ip	h	r	er	bb	so
Koosman	2.1	6	3	3	3	4
Sadecki	1.2	0	0	0	0	3
Parker	1.0	1	0	0	0	0
McGraw (W)	6.0	5	4	4	3	8
Stone (Sv)	1.0	1	0	0	1	0
<b>Oakland</b>	<b>ip</b>	<b>h</b>	<b>r</b>	<b>er</b>	<b>bb</b>	<b>so</b>
Blue	5.1	4	4	4	2	4
Pina	0.0	2	2	0	0	0
Knowles	1.2	1	0	0	2	2
Odum	2.0	2	0	0	0	2
Fingers (L)	2.2	6	4	1	0	2
Lindblad	0.1	0	0	0	0	0

Pina pitched to three batters in the 6th. McGraw pitched to two batters in the 12th.  
**HBP** – by Pina (Grote), by McGraw (Campaneris), by Fingers (Jones).  
**T** – 4:13. **A** – 49,151  
**Umpires** – Donatelli, Neudecker, Pryor, Goetz, Wendelstedt and Springstead.

**Game 3 — October 16**  
**Oakland 3, New York 2 (11)**

**Game 4 — October 17**  
**New York 6, Oakland 1**

**Game 5 — October 18**  
**New York 2, Oakland 0**

Oakland	ab	r	h	bi
Campaneris ss	6	1	3	1
Rudi lf	5	0	2	1
Bando 3b	4	1	2	0
Jackson rf	5	0	0	0
Tenace 1b-c	3	0	1	1
Davalillo cf-1b	5	0	1	0
Fosse c	2	0	0	0
Borque ph-1b	2	0	1	0
Lewis pr	0	0	0	0
Lindblad p	1	0	0	0
Fingers p	0	0	0	0
Green 2b	2	0	0	0
Alou ph	1	0	0	0
Kubiak 2b	1	1	0	0
Hunter p	2	0	0	0
Johnson ph	1	0	0	0
Knowles p	0	0	0	0
Mangual ph-cf	2	0	0	0
<b>Totals</b>	<b>42</b>	<b>3</b>	<b>10</b>	<b>3</b>

Oakland	ab	r	h	bi
Campaneris ss	4	0	0	0
Rudi lf	4	0	1	0
Bando 3b	3	1	0	0
Jackson cf	4	0	1	0
Tenace 1b	3	0	1	1
Alou rf	4	0	0	0
Fosse c	4	0	1	0
Green 2b	1	0	0	0
Mangual ph	1	0	0	0
Kubiak 2b	1	0	0	0
Johnson ph	1	0	1	0
Holtzman p	0	0	0	0
Odum p	1	0	0	0
Knowles p	0	0	0	0
Conigliaro ph	1	0	0	0
Pina p	0	0	0	0
Andrews ph	1	0	0	0
Lindblad p	0	0	0	0
Davalillo ph	0	0	0	0
<b>Totals</b>	<b>33</b>	<b>1</b>	<b>5</b>	<b>1</b>

Oakland	ab	r	h	bi
Campaneris ss	3	0	1	0
Rudi lf	4	0	0	0
Bando 3b	3	0	1	0
Jackson cf	3	0	0	0
Tenace 1b	1	0	0	0
Odum pr	0	0	0	0
Bourque 1b	0	0	0	0
Alou rf	4	0	0	0
Fosse c	4	0	1	0
Green 2b	2	0	0	0
Johnson ph	0	0	0	0
Lewis pr	0	0	0	0
Kubiak 2b	1	0	0	0
Blue p	2	0	0	0
Knowles p	0	0	0	0
Mangual ph	1	0	0	0
Fingers p	0	0	0	0
Conigliaro ph	1	0	0	0
<b>Totals</b>	<b>29</b>	<b>0</b>	<b>3</b>	<b>0</b>

New York	ab	r	h	bi
Garrett 3b	4	1	2	1
Millan 2b	5	1	2	0
Staub rf	6	0	2	0
Jones lf	5	0	0	0
Milner 1b	3	0	1	0
Grote c	5	0	0	0
Hahn cf	5	0	1	0
Harrelson ss	5	0	2	0
Seaver p	3	0	0	0
Beauchamp ph	1	0	0	0
Sadecki p	0	0	0	0
McGraw p	0	0	0	0
Mays ph	1	0	0	0
Parker p	0	0	0	0
<b>Totals</b>	<b>43</b>	<b>2</b>	<b>10</b>	<b>1</b>

New York	ab	r	h	bi
Garrett 3b	4	2	1	0
Millan 2b	5	1	1	0
Staub rf	4	1	4	5
Jones lf	3	0	1	0
Theodore lf	1	0	0	0
Milner 1b	3	0	0	0
Grote c	4	0	3	0
Hahn cf	4	1	1	0
Harrelson ss	2	1	1	0
Matlack p	3	0	1	0
Sadecki p	0	0	0	0
<b>Totals</b>	<b>33</b>	<b>6</b>	<b>13</b>	<b>5</b>

New York	ab	r	h	bi
Garrett 3b	3	0	0	0
Millan 2b	4	0	0	0
Staub rf	3	0	1	0
Jones lf	4	1	2	0
Milner 1b	4	0	2	1
Grote c	3	1	1	0
Hahn cf	4	0	1	1
Harrelson ss	2	0	0	0
Koosman p	3	0	0	0
McGraw p	1	0	0	0
<b>Totals</b>	<b>31</b>	<b>2</b>	<b>7</b>	<b>2</b>

Oakland	000	001	010	01	310	1
New York	200	000	000	00	210	2

**E** – Hunter, Millan 2. **LOB** – Oakland 10, New York 14. **2B** – Rudi, Hahn, Bando, Tenace, Staub. **HR** – Garrett (off Hunter). **SB** – Campaneris. **S** – Bando, Millan.

Oakland	ip	h	r	er	bb	so
Hunter	6.0	7	2	2	3	5
Knowles	2.0	0	0	0	1	0
Lindblad (W)	2.0	3	0	0	1	0
Fingers (Sv)	1.0	0	0	0	0	0
New York	ip	h	r	er	bb	so
Seaver	8.0	7	2	2	1	12
Sadecki	0.0	1	0	0	0	0
McGraw	2.0	1	0	0	1	1
Parker (L)	1.0	1	1	0	1	1

Sadecki pitched to two batters in the 9th. Lindblad pitched to one batter in the 11th.

**WP** – Hunter. **PB** – Grote.

**T** – 3:15. **A** – 54,817

**Umpires** – Neudecker, Pryor, Goetz, Wendelstedt, Springstead and Donatelli.

Oakland	000	100	000	1	5	1
New York	300	300	00x	6	13	1

**E** – Green, Garrett. **DP** – Oakland 4. **LOB** – Oakland 9, New York 10. **HR** – Staub (off Holtzman).

Oakland	ip	h	r	er	bb	so
Holtzman (L)	0.1	4	3	3	1	0
Odum	2.2	3	2	2	2	0
Knowles	1.0	1	1	0	1	1
Pina	3.0	4	0	0	2	0
Lindblad	1.0	1	0	0	0	1
New York	ip	h	r	er	bb	so
Matlack (W)	8.0	3	1	0	2	5
Sadecki (Sv)	1.0	2	0	0	1	2

Odum pitched to two batters in the 4th. **WP** – Odum. **HBP** – by Knowles (Garrett), by Matlack (Campaneris).

**T** – 2:41. **A** – 54,817

**Umpires** – Pryor, Goetz, Wendelstedt, Springstead, Donatelli and Neudecker.

Oakland	000	000	000	0	3	1
New York	010	001	00x	2	7	1

**E** – Campaneris, Garrett. **DP** – New York 1. **LOB** – Oakland 9, New York 10. **2B** – Jones, Fosse. **3B** – Hahn. **S** – Grote.

Oakland	ip	h	r	er	bb	so
Blue (L)	5.2	6	2	2	1	4
Knowles	0.1	0	0	0	1	1
Fingers	2.0	1	0	0	2	1
New York	ip	h	r	er	bb	so
Koosman (W)	6.1	3	0	0	4	4
McGraw (Sv)	2.2	0	0	0	3	3

**WP** – Blue.

**T** – 2:39. **A** – 54,817

**Umpires** – Goetz, Wendelstedt, Springstead, Donatelli, Neudecker and Pryor.

**Game 6 — October 20**  
**Oakland 3, New York 1**

**Game 7 — October 21**  
**Oakland 5, New York 2**

New York	ab	r	h	bi
Garrett 3b	3	0	1	0
Millan 2b	4	0	1	1
Staub rf	4	0	1	0
Jones lf	4	0	0	0
Milner 1b	4	0	1	0
Grote c	4	0	1	0
Hahn cf	3	0	0	0
Kranepool ph	1	0	0	0
Harrelson ss	3	0	0	0
Seaver p	2	0	0	0
Boswell ph	1	1	1	0
McGraw p	0	0	0	0
<b>Totals</b>	<b>33</b>	<b>1</b>	<b>6</b>	<b>1</b>

Oakland	ab	r	h	bi
Campaneris ss	4	0	0	0
Rudi lf	3	1	1	0
Bando 3b	4	1	1	0
Jackson rf-cf	4	1	3	2
Tenace c-1b	3	0	0	0
Davalillo cf	2	0	0	0
Alou ph	0	0	0	1
Johnson 1b	4	0	1	0
Fosse c	0	0	0	0
Green 2b	3	0	1	0
Hunter p	3	0	0	0
Knowles p	0	0	0	0
Fingers p	0	0	0	0
<b>Totals</b>	<b>30</b>	<b>3</b>	<b>7</b>	<b>3</b>

New York	000	000	010	1	6	2
Oakland	101	000	01x	3	7	0

**E** – Garrett, Hahn. **DP** – New York 1.  
**LOB** – New York 6, Oakland 7. **2B** –  
 Jackson 2. **CS** – Tenace. **SF** – Alou.

New York	ip	h	r	er	bb	so
Seaver (L)	7.0	6	2	2	2	6
McGraw	1.0	1	1	0	1	1
<b>Oakland</b>	<b>ip</b>	<b>h</b>	<b>r</b>	<b>er</b>	<b>bb</b>	<b>so</b>
Hunter (W)	7.1	4	1	1	1	1
Knowles	0.1	2	0	0	0	1
Fingers (Sv)	1.1	0	0	0	0	0

**WP** – Seaver.  
**T** – 2:07. **A** – 49,333  
**Umpires** – Wendelstedt, Springstead,  
 Donatelli, Neudecker, Pryor and Goetz.

New York	ab	r	h	bi
Garrett 3b	5	0	0	0
Millan 2b	4	1	1	0
Staub rf	4	0	2	1
Jones lf	3	0	0	0
Milner 1b	3	1	0	0
Grote c	4	0	1	0
Hahn cf	4	0	3	0
Harrelson ss	4	0	0	0
Mattlack p	1	0	0	0
Parker p	0	0	0	0
Beauchamp ph	1	0	0	0
Sadecki p	0	0	0	0
Bowell ph	1	0	1	0
Martinez pr	0	0	0	0
<b>Totals</b>	<b>35</b>	<b>2</b>	<b>8</b>	<b>1</b>

Oakland	ab	r	h	bi
Campaneris ss	4	2	3	2
Rudi lf	3	1	2	1
Bando 3b	4	0	0	0
Jackson cf-rf	4	1	1	2
Tenace c-1b	3	0	0	0
Alou rf	1	0	0	0
Davalillo ph-cf	3	0	0	0
Johnson 1b	3	0	0	0
Fosse c	1	0	1	0
Green 2b	4	0	0	0
Holtzman p	2	1	1	0
Fingers p	1	0	1	0
Knowles p	0	0	0	0
<b>Totals</b>	<b>55</b>	<b>5</b>	<b>9</b>	<b>5</b>

New York	000	001	001	2	8	1
Oakland	004	010	00x	5	9	1

**E** – Jones, Tenace. **DP** – Oakland 1. **LOB** –  
 New York 8, Oakland 6. **2B** – Holtzman,  
 Millan, Staub. **HR** – Campaneris (off Mat-  
 lack), Jackson (off Mattlack).

New York	ip	h	r	er	bb	so
Mattlack (L)	2.2	4	4	4	1	3
Parker	1.1	0	0	0	1	1
Sadecki	2.0	2	1	1	0	1
Stone	2.0	3	0	0	0	3
<b>Oakland</b>	<b>ip</b>	<b>h</b>	<b>r</b>	<b>er</b>	<b>bb</b>	<b>so</b>
Holtzman (W)	5.1	5	1	1	1	4
Fingers	3.1	3	1	0	1	2
Knowles (Sv)	0.1	0	0	0	0	0

**T** – 2:37. **A** – 49,333  
**Umpires** – Springstead, Donatelli,  
 Neudecker, Pryor, Goetz and Wendel-  
 stedt.

# 1974 ALCS

The A's and Orioles square off in the American League Championship Series for the third time in the last four years and the A's win their third straight American League Pennant, defeating the Orioles 3 games to 1. Pitching was the key as Vida Blue, Ken Holtzman and Blue Moon Odom combined for 21.1 innings of scoreless pitching. Ray Fosse paced the A's offense with a .333 batting average, one home run and three RBI.

The A's lose Game 1 of the series, 6-3 as Paul Blair, Brooks Robinson and Bobby Grich all homer off A's starter Catfish Hunter. Ken Holtzman gets the A's back on track in Game 2 with a five-hit shutout in the A's 5-0 win and Ray Fosse adds three hits and three RBI. Game 3 is a pitchers duel between ALCS MVP Vida Blue and Jim Palmer and Blue comes out on the winning end when Sal Bando hits a solo home run in the fourth inning for the only run of the game. Palmer would allow just three other hits but Blue allowed just two and did not walk a batter. Jim Hunter tosses seven scoreless innings in Game 5 and A's pitchers extend their scoreless streak to 30 innings before Rollie Fingers allows a run in the ninth in the A's 2-1 win. The A's collect just one hit but walk 11 times.

## FINAL STATISTICS

PLAYER	AVG	G	AB	R	H	TB	2B	3B	HR	RBI	SH	SF	HP	BB	IBB	SO	SB	CS	DP	E	SLG	OBP
Alou	.100	1	1	0	1	1	0	0	0	0	0	0	0	0	0	0	0	0	0	0	1.000	1.000
Bando	.231	4	13	4	3	9	0	0	2	2	0	0	4	0	0	0	0	0	0	0	.692	.412
Campaneris	.176	4	17	0	3	3	0	0	0	3	0	1	0	0	0	3	1	1	1	0	.176	.167
Fosse	.333	4	12	1	4	8	1	0	1	3	1	0	0	1	0	2	0	0	0	0	.667	.385
Green	.222	4	9	0	2	2	0	0	0	1	0	0	2	0	1	0	0	0	0	2	.222	.364
Holt	—	2	0	0	0	0	0	0	0	0	0	0	0	1	1	0	0	0	0	0	—	1.000
Jackson	.167	4	12	0	2	3	1	0	0	1	0	0	0	5	0	2	0	0	0	0	.250	.412
Mangual	.250	1	4	0	1	1	0	0	0	0	0	0	0	0	0	0	0	0	0	0	.250	.250
Maxvill	.000	1	1	0	0	0	0	0	0	0	0	0	0	0	0	1	0	0	0	0	.000	.000
North	.063	4	16	3	1	2	1	0	0	0	0	0	0	2	0	1	1	0	0	0	.125	.167
Rudi	.154	4	13	0	2	4	0	1	0	1	0	0	3	2	2	2	0	0	0	0	.308	.313
Tenace	.000	4	11	1	0	0	0	0	0	1	0	0	4	0	4	1	0	1	0	0	.000	.267
Trillo	—	1	0	1	0	0	0	0	0	0	0	0	0	0	0	0	0	0	0	0	—	—
Washington, C	.273	4	11	1	3	4	1	0	0	0	0	0	1	0	0	0	0	0	1	0	.364	.333
Washington, W	—	2	0	0	0	0	0	0	0	0	0	0	0	0	0	0	2	0	0	0	—	—
<b>Totals</b>	<b>.183</b>	<b>4</b>	<b>120</b>	<b>11</b>	<b>22</b>	<b>37</b>	<b>4</b>	<b>1</b>	<b>3</b>	<b>11</b>	<b>2</b>	<b>1</b>	<b>1</b>	<b>22</b>	<b>3</b>	<b>16</b>	<b>3</b>	<b>3</b>	<b>3</b>	<b>2</b>	<b>.308</b>	<b>.313</b>

PITCHER	W	L	ERA	G	GS	CG	GF	SHO	SV	IP	H	R	ER	HR	HB	BB	IBB	SO	WP	BK	AVG
Blue	1	0	0.00	1	1	1	0	1	0	9.0	2	0	0	0	0	0	0	7	0	0	.067
Fingers	0	0	3.00	2	0	0	2	0	1	3.0	3	1	1	0	0	1	0	3	0	0	.250
Holtzman	1	0	0.00	1	1	1	0	1	0	9.0	5	0	0	0	0	2	0	3	0	0	.167
Hunter	1	1	4.63	2	2	0	0	0	0	11.2	11	6	6	3	0	2	0	6	0	0	.268
Odom	0	0	0.00	1	0	0	0	0	0	3.1	1	0	0	0	0	0	0	1	0	0	.091
<b>Totals</b>	<b>3</b>	<b>1</b>	<b>1.75</b>	<b>4</b>	<b>4</b>	<b>2</b>	<b>2</b>	<b>2</b>	<b>1</b>	<b>36.0</b>	<b>22</b>	<b>7</b>	<b>7</b>	<b>3</b>	<b>0</b>	<b>5</b>	<b>0</b>	<b>20</b>	<b>0</b>	<b>0</b>	<b>.177</b>

**Game 1 — October 5**  
**Baltimore 6, Oakland 3**

**Game 2 — October 6**  
**Oakland 5, Baltimore 0**

**Game 3 — October 8**  
**Oakland 1, Baltimore 0**

Baltimore	ab	r	h	bi
Coggins rf	4	0	0	0
Blair cf	4	2	2	2
Grich 2b	4	2	2	2
Davis dh	4	0	2	1
Powell 1b	4	0	0	0
Baylor lf	4	0	2	0
Robinson 3b	4	1	1	1
Hendricks c	4	1	1	0
Belanger ss	3	0	0	0
Cuellar p	0	0	0	0
Grimsley p	0	0	0	0
<b>Totals</b>	<b>35</b>	<b>6</b>	<b>10</b>	<b>6</b>

Oakland	ab	r	h	bi
North cf	5	2	1	0
Campaneris ss	4	0	3	3
Jackson rf	4	0	0	0
Bando 3b	4	0	1	0
Rudi lf	4	0	0	0
Tenace 1b	3	0	0	0
Mangual dh	4	0	1	0
Fosse c	2	0	1	0
Alou ph	1	0	1	0
Trillo pr	0	1	0	0
Green 2b	2	0	0	0
C. Washington ph	1	0	1	0
Hunter p	0	0	0	0
Odom p	0	0	0	0
Fingers p	0	0	0	0
<b>Totals</b>	<b>34</b>	<b>3</b>	<b>9</b>	<b>3</b>

Baltimore	100	140	000	6	10	0
Oakland	001	010	001	3	9	0

**DP** – Oakland 1. **LOB** – Baltimore 3, Oakland 9. **2B** – Grich, North, C. Washington. **HR** – Blair, Robinson, Grich. **SB** – North, Campaneris. **S** – Belanger. **SF** – Campaneris.

Baltimore	ip	h	r	er	bb	so
Cuellar (W)	8.0	9	3	3	4	4
Grimsley	1.0	0	0	0	0	0
<b>Oakland</b>	<b>ip</b>	<b>h</b>	<b>r</b>	<b>er</b>	<b>bb</b>	<b>so</b>
Hunter (L)	4.2	8	6	6	0	3
Odom	3.1	1	0	0	0	1
Fingers	1.0	1	0	0	0	1

Cuellar pitched to two batters in the 9th.  
**PB** – Fosse.  
**T** – 2:29. **A** – 41,609

**Umpires** – Napp, Neudecker, Goetz, Phillips, Springstead and Deegan.

Baltimore	ab	r	h	bi
Belanger ss	3	0	0	0
Motton ph	1	0	0	0
Baker ss	0	0	0	0
Blair cf	3	0	1	0
Grich 2b	4	0	0	0
Davis dh	4	0	1	0
Baylor lf	4	0	0	0
Robinson 3b	2	0	0	0
Williams 1b	3	0	0	0
Cabell rf	3	0	1	0
Etchebarren c	3	0	2	0
Bumby pr	0	0	0	0
Hendricks c	0	0	0	0
McNally p	0	0	0	0
Garland p	0	0	0	0
Reynolds p	0	0	0	0
G. Jackson p	0	0	0	0
<b>Totals</b>	<b>30</b>	<b>0</b>	<b>5</b>	<b>0</b>

Oakland	ab	r	h	bi
Campaneris ss	4	0	0	0
North cf	2	1	0	0
Bando 3b	3	1	1	1
Jackson dh	3	0	0	0
H. Washington pr	0	0	0	0
Rudi lf	4	0	2	1
Tenace 1b	3	1	0	0
C. Washington rf	4	1	1	0
Fosse c	4	1	3	3
Green 2b	1	0	1	0
Holt ph	0	0	0	0
Odom pr	0	0	0	0
Maxvill 2b	1	0	0	0
Holtzman p	0	0	0	0
<b>Totals</b>	<b>29</b>	<b>5</b>	<b>8</b>	<b>5</b>

Baltimore	000	000	000	0	5	2
Oakland	000	101	03x	5	8	0

**E** – Grich, Baker. **DP** – Baltimore 2, Oakland 2. **LOB** – Baltimore 5, Oakland 7. **2B** – Fosse. **3B** – Rudi. **HR** – Bando, Fosse. **SB** – Tenace. **S** – Green.

Baltimore	ip	h	r	er	bb	so
McNally (L)	5.2	6	2	1	2	2
Garland	0.2	1	0	0	1	0
Reynolds	1.1	0	1	0	3	1
G. Jackson	0.1	1	2	0	0	1
<b>Oakland</b>	<b>ip</b>	<b>h</b>	<b>r</b>	<b>er</b>	<b>bb</b>	<b>so</b>
Holtzman (W)	9.0	5	0	0	2	3

**WP** – McNally.  
**T** – 2:23. **A** – 42,810  
**Umpires** – Neudecker, Goetz, Phillips, Springstead, Deegan and Napp.

Oakland	ab	r	h	bi
Campaneris ss	4	0	0	0
North cf	4	0	0	0
Bando 3b	4	1	1	1
Jackson dh	4	0	1	0
Rudi lf	4	0	0	0
Tenace 1b	2	0	0	0
H. Washington pr	0	0	0	0
Holt 1b	0	0	0	0
C. Washington rf	2	0	1	0
Fosse c	2	0	0	0
Green 2b	3	0	1	0
Blue p	0	0	0	0
<b>Totals</b>	<b>29</b>	<b>1</b>	<b>4</b>	<b>1</b>

Baltimore	ab	r	h	bi
Coggins rf	3	0	0	0
Cabell ph	1	0	0	0
Blair cf	4	0	0	0
Grich 2b	4	0	1	0
Davis dh	3	0	0	0
Baylor lf	3	0	1	0
Robinson 3b	3	0	0	0
Williams 1b	3	0	0	0
Etchebarren c	3	0	0	0
Belanger ss	3	0	0	0
Palmer p	0	0	0	0
<b>Totals</b>	<b>30</b>	<b>0</b>	<b>2</b>	<b>0</b>

Oakland	000	100	000	1	4	2
Baltimore	000	000	000	0	2	1

**E** – Williams, Green 2. **DP** – Baltimore 1. **LOB** – Oakland 4, Baltimore 3. **HR** – Bando. **S** – Fosse.

Oakland	ip	h	r	er	bb	so
Blue (W)	9.0	2	0	0	0	7
<b>Baltimore</b>	<b>ip</b>	<b>h</b>	<b>r</b>	<b>er</b>	<b>bb</b>	<b>so</b>
Palmer (L)	9.0	4	1	1	1	4

**HBP** – by Palmer (C. Washington).  
**T** – 1:57. **A** – 32,060  
**Umpires** – Goetz, Phillips, Springstead, Deegan, Napp and Neudecker.



**Game 4 — October 9**  
**Oakland 2, Baltimore 1**

<b>Oakland</b>	<b>ab</b>	<b>r</b>	<b>h</b>	<b>bi</b>
Campaneris ss	5	0	0	0
North cf	5	0	0	0
Bando 3b	2	2	0	0
Jackson dh	1	0	1	1
Odum pr	0	0	0	0
Rudi lf	1	0	0	0
Tenace 1b	3	0	0	1
C. Washington rf	4	0	0	0
Fosse c	4	0	0	0
Green 2b	3	0	0	0
Hunter p	0	0	0	0
Fingers p	0	0	0	0
<b>Totals</b>	<b>28</b>	<b>2</b>	<b>1</b>	<b>2</b>

<b>Baltimore</b>	<b>ab</b>	<b>r</b>	<b>h</b>	<b>bi</b>
Coggins rf	4	0	0	0
Blair cf	3	1	1	0
Grich 2b	4	0	1	0
Davis dh	4	0	1	0
Cabell pr	0	0	0	0
Powell 1b	4	0	1	1
Palmer pr	0	0	0	0
Baylor lf	4	0	1	0
Robinson 3b	3	0	0	0
Hendricks c	2	0	0	0
Belanger ss	0	0	0	0
Bumbry ph	1	0	0	0
Baker ss	0	0	0	0
Cuellar p	0	0	0	0
Grimsley p	0	0	0	0
<b>Totals</b>	<b>29</b>	<b>1</b>	<b>5</b>	<b>1</b>

Oakland	000	010	100	2	1	0
Baltimore	000	000	001	1	5	1

**E** – Belanger. **DP** – Oakland 1, Baltimore 1. **LOB** – Oakland 10, Baltimore 5. **2B** – Jackson. **S** – Belanger.

<b>Oakland</b>	<b>ip</b>	<b>h</b>	<b>r</b>	<b>er</b>	<b>bb</b>	<b>so</b>
Hunter (W)	7.0	3	0	0	2	3
Fingers (Sv)	2.0	2	1	1	1	2
<b>Baltimore</b>	<b>ip</b>	<b>h</b>	<b>r</b>	<b>er</b>	<b>bb</b>	<b>so</b>
Cuellar (L)	4.2	0	1	1	9	2
Grimsley	4.1	1	1	1	2	2

**WP** – Cuellar.

**T** – 2:46. **A** – 28,136

**Umpires** – Phillips, Springstead, Deegan, Napp, Neudecker and Goetz.

# 1974 WORLD SERIES

The A's win their third consecutive World Championship to become the first team to win at least three straight since the New York Yankees won five straight, 1949-53. The A's defeated the Los Angeles Dodgers in five games in a series where four of the five games were decided by a 3-2 score. Bert Campaneris hit .353 in the series and Joe Rudi topped the A's with four RBI. World Series MVP Rollie Fingers had a win and two saves while posting a 1.93 ERA and the A's used just five pitchers the entire series.

The A's open the series with a 3-2 win as Rollie Fingers pitched 4.1 innings of relief for the win before Catfish Hunter comes on to strike out Joe Ferguson in the bottom of the ninth with the tying run at first base. The Dodgers even the series with a 3-2 win in Game 2 as Don Sutton shuts out the A's on four hits over the first eight innings. Joe Rudi has a two-run single in the ninth but the A's rally falls short. Hunter started Game 3 and kept the Dodgers off the board over the first seven innings in a 3-2 win. Ken Holtzman was the winning pitcher in the A's 5-2 win in Game 4 and he also contributed to the A's offense with a solo home run in the third inning. The A's trailed 2-1 entering the bottom of the sixth but scored four times, highlighted by Jim Holt's two-run pinch hit single. Rollie Fingers clinched his series MVP honors by pitching two scoreless innings for the save in the A's 3-2 win in Game 5. Joe Rudi homered to lead off the seventh inning to break a 2-2 tie.

## FINAL STATISTICS

PLAYER	AVG	G	AB	R	H	TB	2B	3B	HR	RBI	SH	SF	HP	BB	IBB	SO	SB	CS	DP	E	SLG	OBP
Alou	.000	1	1	0	0	0	0	0	0	0	0	0	0	0	0	1	0	0	0	0	.000	.000
Bando	.063	5	16	3	1	1	0	0	0	2	0	1	1	2	0	5	0	0	0	0	.063	.200
Blue	.000	2	4	0	0	0	0	0	0	0	0	0	0	0	0	4	0	0	0	0	.000	.000
Campaneris	.353	5	17	1	6	8	2	0	0	2	2	0	1	0	0	2	1	1	0	2	.471	.389
Fingers	.000	4	2	0	0	0	0	0	0	0	0	0	0	0	0	1	0	0	0	0	.000	.000
Fosse	.143	5	14	1	2	5	0	0	1	1	0	0	0	1	0	5	0	0	0	0	.357	.200
Green	.000	5	13	1	0	0	0	0	0	1	1	0	0	1	0	4	0	0	0	1	.000	.071
Haney	—	2	0	0	0	0	0	0	0	0	0	0	0	0	0	0	0	0	0	0	—	—
Holt	.667	4	3	0	2	2	0	0	0	2	0	0	0	0	0	0	0	0	0	0	.667	.667
Holtzman	.500	2	4	2	2	6	1	0	1	1	0	0	0	1	0	1	0	0	0	0	1.500	.600
Hunter	.000	2	2	0	0	0	0	0	0	0	1	0	0	0	0	2	0	0	0	0	.000	.000
Jackson	.286	5	14	3	4	8	1	0	1	1	0	0	0	5	0	3	1	0	0	1	.571	.474
Mangual	.000	1	1	0	0	0	0	0	0	0	0	0	0	0	0	1	0	0	0	0	.000	.000
Maxvill	—	2	0	0	0	0	0	0	0	0	0	0	0	0	0	0	0	0	0	0	—	—
North	.059	5	17	3	1	1	0	0	0	0	1	0	0	2	0	5	1	1	1	1	.059	.158
Rudi	.333	5	18	1	6	9	0	0	1	4	1	0	0	0	0	3	0	0	1	0	.500	.333
Tenace	.222	5	9	0	2	2	0	0	0	0	1	0	0	3	0	4	0	0	1	0	.222	.417
Washington, C	.571	5	7	1	4	4	0	0	0	0	0	0	0	1	1	1	0	1	0	0	.571	.625
Washington, H	—	3	0	0	0	0	0	0	0	0	0	0	0	0	0	0	0	0	0	0	—	—
<b>Totals</b>	<b>.211</b>	<b>5</b>	<b>142</b>	<b>16</b>	<b>30</b>	<b>46</b>	<b>4</b>	<b>0</b>	<b>4</b>	<b>14</b>	<b>7</b>	<b>1</b>	<b>2</b>	<b>16</b>	<b>1</b>	<b>42</b>	<b>3</b>	<b>3</b>	<b>3</b>	<b>5</b>	<b>.324</b>	<b>.298</b>

PITCHER	W	L	ERA	G	GS	CG	GF	SHO	SV	IP	H	R	ER	HR	HB	BB	IBB	SO	WP	BK	AVG
Blue	0	1	3.29	2	2	0	0	0	0	13.2	10	5	5	1	0	7	0	9	0	0	.217
Fingers	1	0	1.93	4	0	0	3	0	2	9.1	8	2	2	2	1	2	0	6	0	0	.242
Holtzman	1	0	1.50	2	2	0	0	0	0	12.0	13	3	2	0	0	4	0	10	1	0	.277
Hunter	1	0	1.17	2	1	0	1	0	1	7.2	5	1	1	1	1	0	2	0	5	0	.179
Odom	1	0	0.00	2	0	0	1	0	0	1.1	0	0	0	0	0	1	0	2	0	0	.000
<b>Totals</b>	<b>4</b>	<b>1</b>	<b>2.05</b>	<b>5</b>	<b>5</b>	<b>0</b>	<b>5</b>	<b>0</b>	<b>3</b>	<b>44.0</b>	<b>36</b>	<b>11</b>	<b>10</b>	<b>4</b>	<b>1</b>	<b>16</b>	<b>0</b>	<b>32</b>	<b>1</b>	<b>0</b>	<b>.228</b>

**Game 1 — October 12**  
Oakland 3, Los Angeles 2

Oakland	ab	r	h	bi
Campaneris ss	2	1	1	1
North cf	2	0	0	0
Bando 3b	4	0	0	0
Jackson rf	3	1	1	1
C. Washington rf	0	0	0	0
Rudi lf	4	0	2	0
Tenace 1b	3	0	1	0
Fosse c	3	0	0	0
Green 2b	3	0	0	0
Holt ph	1	0	0	0
Maxvill 2b	0	0	0	0
Holtzman p	1	1	1	0
Fingers p	2	0	0	0
Hunter p	0	0	0	0
<b>Totals</b>	<b>28</b>	<b>3</b>	<b>6</b>	<b>2</b>

Los Angeles	ab	r	h	bi
Lopes 2b	5	1	0	0
Buckner lf	5	0	2	0
Wynn cf	4	1	1	1
Garvey 1b	5	0	2	0
Paciorek pr	0	0	0	0
Ferguson rf-c	3	0	0	0
Cey 3b	3	0	1	0
Russell ss	4	0	1	0
Yeager c	3	0	1	0
Crawford ph	1	0	1	0
Messersmith p	3	0	2	0
Joshua ph ph	1	0	0	0
Marshall p	0	0	0	0
<b>Totals</b>	<b>37</b>	<b>2</b>	<b>11</b>	<b>1</b>

Oakland	010	010	010	3	6	2
Los Angeles	000	010	001	2	11	1

**E** – Campaneris, Jackson, Cey. **DP** – Oakland 1, Los Angeles 1. **LOB** – Oakland 6, Los Angeles 12. **2B** – Holtzman. **HR** – Jackson (off Messersmith), Wynn (off Fingers). **CS** – Buckner, North. **S** – Campaneris 2, North, Tenace.

Oakland	ip	h	r	er	bb	so
Holtzman	4.1	7	1	0	2	3
Fingers (W)	4.1	4	1	1	1	3
Hunter (Sv)	0.1	0	0	0	0	1
Los Angeles	ip	h	r	er	bb	so
Messersmith (L)	8.0	5	3	2	3	8
Marshall	1.0	1	0	0	1	1

**WP** – Messersmith. **HBP** – by Fingers (Ferguson).  
**T** – 2:43. **A** – 55,974  
**Umpires** – Gorman, Kunkel, Harvey, Denkinger, Olsen and Luciano.

**Game 2 — October 13**  
Los Angeles 3, Oakland 2

Oakland	ab	r	h	bi
Campaneris ss	4	0	1	0
North cf	4	0	0	0
Haney c	0	0	0	0
Bando 3b	3	1	0	0
Jackson rf	3	1	2	0
Rudi lf	4	0	1	2
H. Washington pr	0	0	0	0
Tenace 1b	3	0	0	0
Fosse c	2	0	0	0
Alou ph	1	0	0	0
Odom p	0	0	0	0
Mangual ph	1	0	0	0
Green 2b	2	0	0	0
Holt ph	1	0	1	0
Maxvill pr	0	0	0	0
Blue p	2	0	0	0
C. Washington ph	1	0	1	0
<b>Totals</b>	<b>31</b>	<b>2</b>	<b>6</b>	<b>2</b>

Los Angeles	ab	r	h	bi
Lopes 2b	4	0	0	0
Buckner lf	4	0	0	0
Wynn cf	3	0	0	0
Garvey 1b	4	1	2	0
Ferguson rf	3	1	1	2
Cey 3b	3	1	0	0
Russell ss	3	0	1	0
Yeager c	3	0	2	1
Sutton p	2	0	0	0
Marshall p	0	0	0	0
<b>Totals</b>	<b>29</b>	<b>3</b>	<b>6</b>	<b>3</b>

Oakland	000	000	002	2	6	0
Los Angeles	010	002	00x	3	6	1

**E** – Russell. **DP** – Los Angeles 2. **LOB** – Oakland 5, Los Angeles 6. **2B** – Campaneris, Jackson. **HR** – Ferguson (off Blue). **SB** – Ferguson. **S** – Sutton.

Oakland	ip	h	r	er	bb	so
Blue (L)	7.0	6	3	3	2	5
Odom	1.0	0	0	0	1	2
Los Angeles	ip	h	r	er	bb	so
Sutton (W)	8.0	5	2	2	2	9
Marshall (Sv)	1.0	1	0	0	0	2

Sutton pitched to two batters in the 9th.  
**WP** – Sutton. **HBP** – by Sutton (Bando).  
**T** – 2:40. **A** – 55,989  
**Umpires** – Kunkel, Harvey, Denkinger, Olsen, Luciano and Gorman.

**Game 3 — October 15**  
Oakland 3, Los Angeles 2

Los Angeles	ab	r	h	bi
Lopes 2b	3	0	2	0
Buckner lf	4	1	1	1
Wynn cf	4	0	1	0
Garvey 1b	4	0	1	0
Crawford rf	4	1	1	1
Ferguson c	3	0	0	0
Auerbach pr	0	0	0	0
Cey 3b	4	0	0	0
Russell ss	4	0	1	0
Yeager c	3	0	2	0
Downing p	1	0	0	0
Brewer p	0	0	0	0
Lacy ph	1	0	0	0
Hough p	0	0	0	0
Joshua ph	1	0	0	0
Marshall p	0	0	0	0
<b>Totals</b>	<b>33</b>	<b>2</b>	<b>7</b>	<b>2</b>

Oakland	ab	r	h	bi
North cf	4	1	1	0
Campaneris ss	4	0	2	1
Bando 3b	3	1	0	0
Jackson rf	3	0	0	0
C. Washington rf	0	0	0	0
Rudi lf	4	0	1	1
Tenace 1b	2	0	1	0
H. Washington pr	0	0	0	0
Holt 1b	0	0	0	0
Fosse c	4	0	0	0
Green 2b	3	1	0	0
Hunter p	2	0	0	0
Fingers p	0	0	0	0
<b>Totals</b>	<b>29</b>	<b>3</b>	<b>5</b>	<b>2</b>

Los Angeles	000	000	011	2	7	2
Oakland	002	100	00x	3	5	2

**E** – Ferguson 2, Campaneris, Green. **DP** – Oakland 3. **LOB** – Los Angeles 6, Oakland 8. **2B** – Campaneris. **HR** – Buckner (off Hunter), Crawford (off Fingers). **SB** – Lopes 2, Jackson. **S** – Hunter.

Los Angeles	ip	h	r	er	bb	so
Downing (L)	3.2	4	3	1	4	3
Brewer	0.1	0	0	0	0	1
Hough	2.0	0	0	0	1	4
Marshall	2.0	1	0	0	0	1
Oakland	ip	h	r	er	bb	so
Hunter (W)	7.1	5	1	1	2	4
Fingers	1.2	2	1	1	0	1

**WP** – Hough.  
**T** – 2:35. **A** – 49,347  
**Umpires** – Harvey, Denkinger, Olsen, Luciano, Gorman and Kunkel.

**Game 4 — October 16**  
Oakland 5, Los Angeles 2

**Game 5 — October 17**  
Oakland 3, Los Angeles 2

Los Angeles					Los Angeles				
ab	r	h	bi	ab	r	h	bi		
Lopes 2b	4	0	0	0	Lopes 2b	2	1	0	0
Buckner lf	4	0	1	0	Buckner lf	3	0	1	0
Wynn cf	3	0	1	0	Wynn cf	2	0	0	1
Garvey 1b	4	1	2	0	Garvey 1b	4	0	1	1
Ferguson rf	3	1	0	0	Ferguson rf	4	0	1	0
Auerbach pr	0	0	0	0	Cey 3b	3	0	1	0
Cey 3b	4	0	1	0	Russell ss	3	0	0	0
Russell ss	4	0	1	2	Crawford ph	1	0	0	0
Yeager c	3	0	1	0	Yeager c	2	0	0	0
Joshua ph	1	0	0	0	Joshua ph	1	0	0	0
Messersmith p	1	0	0	0	Sutton p	1	0	0	0
Paciorek ph	1	0	0	0	Paciorek ph	1	1	1	0
Marshall p	0	0	0	0	Marshall p	0	0	0	0
<b>Totals</b>	<b>32</b>	<b>2</b>	<b>7</b>	<b>2</b>	<b>Totals</b>	<b>27</b>	<b>2</b>	<b>5</b>	<b>2</b>

Oakland					Oakland				
ab	r	h	bi	ab	r	h	bi		
Campaneris ss	3	0	0	0	Campaneris ss	4	0	2	0
North cf	3	1	0	0	North cf	4	1	0	0
Bando 3b	3	1	1	1	Bando 3b	3	0	0	1
Jackson rf	3	1	1	0	Jackson rf	2	0	0	0
Rudi 1b-1f	3	0	0	0	Rudi 1b-1f	3	1	2	1
C. Washington lf	3	1	2	0	C. Washington lf	3	0	1	0
Tenace 1b	0	0	0	0	Fingers p	0	0	0	0
Fosse c	2	0	1	0	Fosse c	3	1	1	1
Holt ph	1	0	1	2	Green 2b	3	0	0	0
H. Washington pr	0	0	0	0	Blue p	2	0	0	0
Haney c	0	0	0	0	Odom p	0	0	0	0
Green 2b	2	0	0	1	Tenace c	1	0	0	0
Holtzman p	3	1	1	1	<b>Totals</b>	<b>28</b>	<b>3</b>	<b>6</b>	<b>3</b>
Fingers p	0	0	0	0					
<b>Totals</b>	<b>26</b>	<b>5</b>	<b>7</b>	<b>5</b>					

Los Angeles 000 200 000 2 7 1  
Oakland 001 004 00x 5 7 0

**E** – Messersmith. **DP** – Los Angeles 2, Oakland 1. **LOB** – Los Angeles 6, Oakland 4. **2B** – Buckner, Yeager, Wynn. **3B** – Russell. **HR** – Holtzman (off Messersmith). **CS** – Campaneris. **S** – Messersmith, Green, Rudi.

Los Angeles	ip	h	r	er	bb	so
Messersmith (L)	6.0	6	5	5	4	4
Marshall	2.0	1	0	0	0	2
Oakland	ip	h	r	er	bb	so
Holtzman (W)	7.2	6	2	2	2	7
Fingers (Sv)	1.1	1	0	0	0	2

**WP** – Holtzman. **HBP** – by Messersmith (Campaneris).

**T** – 2:17. **A** – 49,347

**Umpires** – Denkinger, Olsen, Luciano, Gorman, Kunkel and Harvey.

Los Angeles 000 002 000 2 5 1  
Oakland 110 000 10x 3 6 1

**E** – Yeager, North. **DP** – Oakland 1. **LOB** – Los Angeles 6, Oakland 3. **2B** – Paciorek. **HR** – Fosse (off Sutton), Rudi (off Marshall). **SB** – Campaneris, North. **CS** – Lopes, C. Washington. **S** – Buckner. **SF** – Bando, Wynn.

Los Angeles	ip	h	r	er	bb	so
Sutton	5.0	4	2	2	1	3
Marshall (L)	3.0	2	1	1	0	4
Oakland	ip	h	r	er	bb	so
Blue	6.2	4	2	2	5	4
Odom (W)	0.1	0	0	0	0	0
Fingers (Sv)	2.0	1	0	0	1	0

**T** – 2:23. **A** – 49,347

**Umpires** – Olsen, Luciano, Gorman, Kunkel, Harvey and Denkinger.

# 1975 ALCS

The A's streak of three consecutive American League Pennants is snapped by Boston as the Red Sox sweep the A's in three games. After posting a team ERA under 3.00 in each of the previous three ALCS wins, the A's team ERA in 1975 ballooned to 4.32. Sal Bando paced the A's offense with a .500 batting average and Reggie Jackson drove in three of the seven runs the A's scored in the series.

Luis Tiant pitched a three-hitter in Boston's 7-1 win in Game 1 at Fenway Park. Three A's errors led to two runs in the first inning but the A's still trailed just 2-0 before Boston scored five in the seventh. The A's took a 3-0 lead in Game 2, highlighted by a Reggie Jackson two-run home run in the first inning but Boston tied the game with three in the fourth off Vida Blue. Rollie Fingers then allowed three runs in four innings as the A's lost 6-3. The series moved to Oakland for Game 3 but the Red Sox built a 4-0 lead in a 5-3 win. The A's started their Game 1 starter, Ken Holtzman, and he allowed four runs in 4 2/3 innings.

## FINAL STATISTICS

PLAYER	AVG	G	AB	R	H	TB	2B	3B	HR	RBI	SH	SF	HP	BB	IBB	SO	SB	CS	DP	E	SLG	OBP
Bando	.500	3	12	1	6	8	2	0	0	2	0	0	0	0	0	3	0	0	0	1	.667	.500
Campaneris	.000	3	11	1	0	0	0	0	0	0	0	0	0	1	0	1	0	0	0	0	.000	.083
Fosse	.000	1	2	0	0	0	0	0	0	0	0	0	0	0	0	1	0	0	0	0	.000	.000
Garner	.000	3	5	0	0	0	0	0	0	0	0	0	0	0	0	1	0	0	0	1	.000	.000
Harper	—	1	0	0	0	0	0	0	0	0	0	0	0	1	0	0	0	0	0	0	—	1.000
Holt	.333	3	3	0	1	2	1	0	0	0	0	0	0	0	0	0	0	0	0	0	.667	.333
Hopkins	—	1	0	0	0	0	0	0	0	0	0	0	0	0	0	0	0	0	0	0	—	—
Jackson	.417	3	12	1	5	8	0	0	1	3	0	0	0	0	0	2	0	0	0	0	.667	.417
Martinez	—	3	0	0	0	0	0	0	0	0	0	0	0	0	0	0	0	0	0	0	—	—
North	.000	3	10	0	0	0	0	0	0	1	0	0	0	2	0	0	0	0	0	1	.000	.167
Rudi	.250	3	12	1	3	5	2	0	0	0	0	0	0	0	0	1	0	0	1	0	.417	.250
Tenace	.000	3	9	0	0	0	0	0	0	0	0	0	0	3	0	2	0	0	1	0	.000	.250
Tovar	.500	2	2	2	1	1	0	0	0	0	0	0	0	1	0	0	0	0	0	1	.500	.667
Washington	.250	3	12	1	3	4	1	0	0	1	0	0	0	0	0	2	0	0	0	2	.333	.250
Williams	.000	3	8	0	0	0	0	0	0	0	0	0	0	1	0	1	0	0	0	0	.000	.111
<b>Totals</b>	<b>.194</b>	<b>3</b>	<b>98</b>	<b>7</b>	<b>19</b>	<b>28</b>	<b>6</b>	<b>0</b>	<b>1</b>	<b>7</b>	<b>0</b>	<b>0</b>	<b>0</b>	<b>9</b>	<b>0</b>	<b>14</b>	<b>0</b>	<b>0</b>	<b>2</b>	<b>6</b>	<b>.286</b>	<b>.262</b>

PITCHER	W	L	ERA	G	GS	CG	GF	SHO	SV	IP	H	R	ER	HR	HB	BB	IBB	SO	WP	BK	AVG
Abbott	0	0	0.00	1	0	0	1	0	0	1.0	0	0	0	0	0	0	0	0	0	0	.000
Blue	0	0	9.00	1	1	0	0	0	0	3.0	6	3	3	1	0	0	0	2	0	0	.429
Bosman	0	0	0.00	1	0	0	0	0	0	0.1	0	0	0	0	0	0	0	0	0	0	.000
Fingers	0	1	6.75	1	0	0	1	0	0	4.0	5	3	3	1	0	1	1	3	0	0	.385
Holtzman	0	2	4.09	2	2	0	0	0	0	11.0	12	8	5	0	0	1	0	7	0	0	.261
Lindblad	0	0	0.00	2	0	0	1	0	0	4.2	5	3	0	0	0	1	1	0	1	0	.313
Todd	0	0	9.00	3	0	0	0	0	0	1.0	3	1	1	0	0	0	0	0	0	0	.600
<b>Totals</b>	<b>0</b>	<b>3</b>	<b>4.32</b>	<b>3</b>	<b>3</b>	<b>0</b>	<b>3</b>	<b>0</b>	<b>0</b>	<b>25.0</b>	<b>31</b>	<b>18</b>	<b>12</b>	<b>2</b>	<b>0</b>	<b>3</b>	<b>2</b>	<b>12</b>	<b>1</b>	<b>0</b>	<b>.316</b>

**Game 1 — October 4**  
**Boston 7, Oakland 1**

**Game 2 — October 5**  
**Boston 6, Oakland 3**

**Game 3 — October 7**  
**Boston 5, Oakland 3**

Oakland	ab	r	h	bi
North cf	3	0	0	1
Washington lf	4	0	0	0
Bando 3b	4	0	0	0
Jackson rf	4	0	1	0
Tenace 1b	3	0	0	0
Rudi 1b	4	0	1	0
Williams dh	3	0	0	0
Hopkins pr-dh	0	0	0	0
Campaneris ss	4	1	0	0
Garner 2b	2	0	0	0
Holt ph	1	0	1	0
Martinez pr-2b	0	0	0	0
Holtzman p	0	0	0	0
Todd p	0	0	0	0
Lindblad p	0	0	0	0
Boseman p	0	0	0	0
Abbott p	0	0	0	0
<b>Totals</b>	<b>32</b>	<b>1</b>	<b>3</b>	<b>1</b>

Boston	ab	r	h	bi
Beniquez dh	4	1	2	1
Doyle 2b	3	1	0	1
Yastrzemski lf	4	1	1	0
Fisk c	4	2	1	0
Lynn cf	4	0	1	2
Petrocelli 3b	4	0	0	0
Evans rf	4	1	1	0
Cooper 1b	3	0	1	0
Burleson ss	3	1	1	1
Tiant p	0	0	0	0
<b>Totals</b>	<b>33</b>	<b>7</b>	<b>8</b>	<b>5</b>

Oakland	000	000	010	1	3	4
Boston	200	000	50x	7	8	3

**E** – Bando, Washington, Garner, Lynn, North, Burleson, Cooper. **LOB** – Oakland 7, Boston 5. **2B** – Evans, Burleson, Lynn, Holt. **SB** – Beniquez 2. **S** – Cooper. **SF** – Doyle.

Oakland	ip	h	r	er	bb	so
Holtzman (L)	6.1	5	4	2	1	4
Todd	0.0	1	1	1	0	0
Lindblad	0.1	2	2	0	0	0
Bosman	0.1	0	0	0	0	0
Abbott	1.0	0	0	0	0	0
<b>Boston</b>	<b>ip</b>	<b>h</b>	<b>r</b>	<b>er</b>	<b>bb</b>	<b>so</b>
Tiant (W)	9.0	3	1	0	3	8

Todd pitched to one batter in the 7th.  
**T** – 2:40. **A** – 35,578

**Umpires** – Denkinger, DiMuro, Kunkel, Luciano, Evans and Morgenweck.

Oakland	ab	r	h	bi
North cf	4	0	0	0
Campaneris ss	3	0	0	0
Bando 3b	4	1	4	0
Jackson rf	4	1	2	2
Tenace 1b-c	4	0	0	0
Rudi lf	4	1	2	0
Washington dh	4	0	2	1
Garner 2b	2	0	0	0
Harper ph	0	0	0	0
Holt 1b	1	0	0	0
Fosse c	2	0	0	0
Williams ph	1	0	0	0
Martinez 2b	0	0	0	0
Tovar ph	1	0	0	0
Blue p	0	0	0	0
Todd p	0	0	0	0
Fingers p	0	0	0	0
<b>Totals</b>	<b>34</b>	<b>3</b>	<b>10</b>	<b>3</b>

Boston	ab	r	h	bi
Beniquez dh	4	1	1	0
Doyle 2b	3	1	1	0
Yastrzemski lf	3	2	2	2
Fisk c	4	1	2	1
Lynn cf	4	0	2	1
Petrocelli 3b	4	1	1	1
Evans rf	3	0	0	0
Cooper 1b	3	0	2	0
Burleson ss	2	0	1	0
Cleveland p	0	0	0	0
Moret p	0	0	0	0
Drago p	0	0	0	0
<b>Totals</b>	<b>30</b>	<b>6</b>	<b>12</b>	<b>5</b>

Oakland	200	100	000	3	10	0
Boston	000	301	11x	6	12	0

**DP** – Oakland 4, Boston 2. **LOB** – Oakland 6, Boston 3. **2B** – Bando 2, Rudi 2, Washington, Fisk, Cooper 2, Yastrzemski. **HR** – Jackson, Yastrzemski, Petrocelli. **S** – Burleson, Doyle.

Oakland	ip	h	r	er	bb	so
Blue	3.0	6	3	3	0	2
Todd	1.0	1	0	0	0	0
Fingers (L)	4.0	5	3	3	1	3
<b>Boston</b>	<b>ip</b>	<b>h</b>	<b>r</b>	<b>er</b>	<b>bb</b>	<b>so</b>
Cleveland	5.0	7	3	3	1	2
Moret (W)	1.0	1	0	0	1	0
Drago (Sv)	3.0	2	0	0	0	2

Blue pitched to four batters in the 4th. Todd pitched to one batter in the 5th. Cleveland pitched to one batter in the 6th. Moret pitched to one batter in the 7th.

**WP** – Drago.  
**T** – 2:27. **A** – 35,578

**Umpires** – DiMuro, Kunkel, Luciano, Evans, Morgenweck and Denkinger.

Boston	ab	r	h	bi
Beniquez dh	4	0	0	0
Doyle 2b	5	1	2	1
Yastrzemski lf	4	1	2	0
Fisk c	4	1	2	1
Lynn cf	3	1	1	0
Petrocelli 3b	4	0	1	1
Evans rf	3	0	0	0
Cooper 1b	4	0	1	1
Burleson ss	4	1	2	0
Wise p	0	0	0	0
Drago p	0	0	0	0
<b>Totals</b>	<b>35</b>	<b>5</b>	<b>11</b>	<b>4</b>

Oakland	ab	r	h	bi
Campaneris ss	4	0	0	0
Washington lf	4	1	1	0
Bando 3b	4	0	2	2
Jackson rf	4	0	2	1
Tenace 1b-c	4	0	0	0
Rudi lf	4	0	0	0
Williams dh	4	0	0	0
Tenace c	2	0	0	0
North cf	3	0	0	0
Garner 2b	1	0	0	0
Tovar ph-2b	1	2	1	0
Martinez 2b	0	0	0	0
Holt ph	1	0	0	0
Holtzman p	0	0	0	0
Todd p	0	0	0	0
Lindblad p	0	0	0	0
<b>Totals</b>	<b>32</b>	<b>3</b>	<b>6</b>	<b>3</b>

Boston	000	130	010	5	11	1
Oakland	000	001	020	3	6	2

**E** – Washington, Tovar, Doyle. **DP** – Boston 1. **LOB** – Boston 6, Oakland 6. **2B** – Burleson. **SB** – Fisk. **S** – Beniquez, Lynn.

Boston	ip	h	r	er	bb	so
Wise (W)	7.1	6	3	2	3	2
Drago (Sv)	1.2	0	0	0	1	0
<b>Oakland</b>	<b>ip</b>	<b>h</b>	<b>r</b>	<b>er</b>	<b>bb</b>	<b>so</b>
Holtzman (L)	4.2	7	4	3	0	3
Todd	0.0	1	0	0	0	0
Lindblad	4.1	3	1	0	1	0

Todd pitched to one batter in the 5th.  
**WP** – Lindblad.

**T** – 2:30. **A** – 49,358

**Umpires** – Kunkel, Luciano, Evans, Morgenweck, Denkinger and DiMuro.

# 1981 ALDS

The A's sweep a three-game series from Kansas City in baseball's first ever Division Series, pitting first and second half winners in each division in a season interrupted by a strike. The A's pitching staff allows just two runs in the entire series and the offense is paced by Dwayne Murphy who is 6 for 11 in the three-game series.

Mike Norris tosses a four-hit shutout in Game 1, a 4-0 A's victory at Kansas City. Wayne Gross hit a three-run home run in the fourth inning. The A's get their second consecutive complete game in Game 2 as Steve McCatty pitches a six-hitter in the A's 2-1 win. Tony Armas had a RBI double in the first inning and after the Royals tied the game in the fifth, Armas added a RBI double in the eighth for the win. The A's complete the sweep with a 4-1 win in Oakland in Game 3. Armas had a RBI single in the first and three Kansas City errors led to a run in the third. After the Royals scored a run in the fourth, Dave McKay homered and Dwayne Murphy had a RBI single in the bottom of the inning.

## FINAL STATISTICS

PLAYER	AVG	G	AB	R	H	TB	2B	3B	HR	RBI	SH	SF	HP	BB	IBB	SO	SB	CS	DP	E	SLG	OBP
Armas	.545	3	11	1	6	8	2	0	0	3	0	0	0	1	0	1	0	0	0	1	.727	.583
Bosetti	—	1	0	0	0	0	0	0	0	0	0	0	0	0	0	0	0	0	0	0	—	—
Drumright	.250	1	4	0	1	1	0	0	0	0	0	0	0	0	0	0	0	0	1	0	.250	.250
Gross	.400	2	5	1	2	5	0	0	1	3	0	0	0	0	0	0	0	0	0	0	1.000	.400
Heath	.000	2	8	0	0	0	0	0	0	0	0	0	0	0	0	1	0	0	0	0	.000	.000
Henderson	.182	3	11	3	2	2	0	0	0	0	0	0	2	0	0	2	0	0	0	.182	.308	
Johnson	.286	2	7	0	2	3	1	0	0	1	0	0	0	0	1	0	0	0	0	0	.429	.286
Klutts	.143	2	7	0	1	1	0	0	0	0	1	0	0	0	0	1	0	0	0	0	.143	.143
McKay	.273	3	11	1	3	6	0	0	1	1	0	0	0	1	0	1	0	0	0	1	.545	.333
Moore	.000	2	8	0	0	0	0	0	0	0	0	0	0	0	0	2	0	0	0	0	.000	.000
Murphy	.545	3	11	4	6	10	1	0	1	2	0	0	0	1	0	1	0	1	0	0	.909	.583
Newman	.000	1	3	0	0	0	0	0	0	0	1	0	0	0	0	1	0	0	0	0	.000	.000
Picciolo	.333	1	3	0	1	1	0	0	0	0	0	0	0	0	0	0	0	0	0	0	.333	.333
Spencer	.250	1	4	0	1	2	1	0	0	0	0	0	0	0	0	0	0	0	0	0	.500	.250
Stanley	.000	3	6	0	0	0	0	0	0	0	0	0	1	0	1	0	0	0	0	0	.000	.143
pitchers	—	0	0	0	0	0	0	0	0	0	0	0	0	0	0	0	0	0	0	1	—	—
<b>Totals</b>	<b>.253</b>	<b>3</b>	<b>99</b>	<b>10</b>	<b>25</b>	<b>39</b>	<b>5</b>	<b>0</b>	<b>3</b>	<b>9</b>	<b>3</b>	<b>0</b>	<b>0</b>	<b>6</b>	<b>0</b>	<b>10</b>	<b>2</b>	<b>1</b>	<b>1</b>	<b>3</b>	<b>.394</b>	<b>.295</b>

PITCHER	W	L	ERA	G	GS	CG	GF	SHO	SV	IP	H	R	ER	HR	HB	BB	IBB	SO	WP	BK	AVG
Beard	0	0	0.00	1	0	0	1	0	1	1.1	0	0	0	0	0	0	0	2	0	0	.000
Langford	1	0	1.23	1	1	0	0	0	0	7.1	10	1	1	0	0	0	0	3	0	0	.333
McCatty	1	0	1.00	1	1	1	0	0	0	9.0	6	1	1	0	0	4	0	3	0	0	.188
Norris	1	0	0.00	1	1	0	1	0	0	9.0	4	0	0	0	0	3	0	2	0	0	.129
Underwood	0	0	0.00	1	0	0	0	0	0	0.1	0	0	0	0	0	0	0	1	0	0	.000
<b>Totals</b>	<b>3</b>	<b>0</b>	<b>0.67</b>	<b>3</b>	<b>3</b>	<b>2</b>	<b>1</b>	<b>1</b>	<b>1</b>	<b>27.0</b>	<b>20</b>	<b>2</b>	<b>2</b>	<b>0</b>	<b>0</b>	<b>7</b>	<b>0</b>	<b>11</b>	<b>0</b>	<b>0</b>	<b>.204</b>



**Game 1 — October 6**  
Oakland 4, Kansas City 0

Oakland	ab	r	h	bi
Henderson lf	4	0	0	0
Murphy cf	3	2	2	1
Drumright dh	4	0	1	0
Armas rf	4	1	1	0
Gross 3b	4	1	2	3
Spencer 1b	4	0	1	0
Heath c	4	0	0	0
McKay 2b	4	0	1	0
Stanley ss	4	0	0	0
<b>Totals</b>	<b>35</b>	<b>4</b>	<b>8</b>	<b>4</b>

Kansas City	ab	r	h	bi
Wilson lf	4	0	1	0
White 2b	3	0	0	0
Brett 3b	4	0	0	0
Aikens 1b	4	0	1	0
Otis cf	4	0	0	0
McRae dh	4	0	0	0
Hurdle rf	3	0	1	0
Wathan c	2	0	0	0
Washington ss	3	0	1	0
<b>Totals</b>	<b>31</b>	<b>0</b>	<b>4</b>	<b>0</b>

Oakland	000	300	010	4	8	2
Kansas City	000	000	000	0	4	1

**E** – Norris, Brett, McKay. **DP** – Oakland 2, Kansas City 1. **LOB** – Oakland 5, Kansas City 7. **2B** – Spencer. **HR** – Gross, Murphy.

Oakland	ip	h	r	er	bb	so
Norris (W)	9.0	4	0	0	3	2
Kansas City	ip	h	r	er	bb	so
Leonard (L)	8.0	7	4	1	1	3
Martin	1.0	1	0	0	0	0

**T** – 2:35. **A** – 40,592

**Umpires** – Maloney, Brinkman, Palermo, Denkinger, Evans, McKean.

**Game 2 — October 7**  
Oakland 2, Kansas City 1

Oakland	ab	r	h	bi
Henderson lf	5	0	0	0
Murphy cf	4	2	2	0
Johnson dh	3	0	1	0
Armas rf	4	0	4	2
Bosetti pr-rf	0	0	0	0
Kluttz 3b	3	0	1	0
Moore 1b	4	0	0	0
McKay 2b	4	0	1	0
Newman c	3	0	0	0
Picciole ss	3	0	1	0
Gross ph	1	0	0	0
Stanley ss	0	0	0	0
<b>Totals</b>	<b>34</b>	<b>2</b>	<b>10</b>	<b>2</b>

Kansas City	ab	r	h	bi
Wilson lf	5	0	1	1
White 2b	4	0	0	0
Brett 3b	4	0	1	0
Aikens 1b	1	0	0	0
Geronomo pr	0	0	0	0
May 1b	0	0	0	0
Otis cf	4	0	0	0
McRae dh	3	0	0	0
Hurdle rf	4	0	1	0
Wathan c	4	1	2	0
Washington ss	3	0	1	0
<b>Totals</b>	<b>32</b>	<b>1</b>	<b>6</b>	<b>1</b>

Oakland	100	000	010	2	10	1
Kansas City	000	010	000	1	6	0

**E** – Armas. **LOB** – Oakland 8, Kansas City 9. **2B** – Johnson, Armas 2. **SB** – Henderson. **S** – Kluttz, Washington, Johnson, Newman.

Oakland	ip	h	r	er	bb	so
McCatty (W)	9.0	6	1	1	4	3
Boston	ip	h	r	er	bb	so
Jones (L)	8.0	9	2	2	0	2
Quisenberry	1.0	1	0	0	0	0

**T** – 2:50. **A** – 40,274

**Umpires** – Brinkman, Palermo, Denkinger, Evans, McKean, Maloney.

**Game 3 — October 9**  
Oakland 4, Kansas City 1

Kansas City	ab	r	h	bi
Wilson lf	4	0	2	0
White 2b	4	1	2	0
Brett 3b	4	0	1	0
Aikens 1b	4	0	2	0
Otis cf	4	0	0	1
McRae dh	4	0	1	0
Hurdle rf	4	0	1	0
Wathan c	4	0	1	0
Washington ss	3	0	0	0
<b>Totals</b>	<b>35</b>	<b>1</b>	<b>10</b>	<b>1</b>

Oakland	ab	r	h	bi
Henderson lf	2	3	2	0
Murphy cf	4	0	2	1
Johnson dh	4	0	1	0
Armas rf	3	0	1	1
Kluttz 3b	4	0	0	0
Moore 1b	4	0	0	0
Heath c	4	0	0	0
McKay 2b	3	1	1	1
Stanley ss	2	0	0	0
<b>Totals</b>	<b>30</b>	<b>4</b>	<b>7</b>	<b>3</b>

Kansas City	000	100	000	1	10	3
Oakland	101	200	00x	4	7	0

**E** – Washington, White, Wathan. **DP** – Oakland 1. **LOB** – Kansas City 7, Oakland 7. **2B** – McRae, Murphy. **HR** – McKay. **SB** – Henderson.

Kansas City	ip	h	r	er	bb	so
Gura (L)	3.2	7	4	3	3	3
Martin	4.1	0	0	0	2	2
Oakland	ip	h	r	er	bb	so
Langford (W)	7.1	10	1	1	0	3
Underwood	0.1	0	0	0	0	1
Beard (S)	1.1	0	0	0	0	2

**T** – 2:59. **A** – 40,002

**Umpires** – Palermo, Denkinger, Evans, McKean, Maloney, Brinkman.

# 1981 ALCS

The A's are swept by the New York Yankees in three games in their first ALCS appearance in seven years. The A's are outscored 20-4 in the three-game set, compiling a .222 batting average while allowing a 6.84 ERA. Rickey Henderson provides most of the offense as he is 4 for 11 with two doubles, a triple, an RBI and two stolen bases.

The Yankees scored three times in the first inning off A's starter Mike Norris in Game 1 en route to a 3-1 victory. Dwayne Murphy drives in Rob Picciolo with the A's lone run in the first inning. The A's take a 3-1 lead in Game 2 before New York scores seven times in the bottom of the fourth inning to take an 8-3 lead. Steve McCatty takes the loss, allowing five runs on six hits in 3 1/3 innings and all five A's pitchers allow at least one run. The Yankees then clinch the series with a 4-0 victory in Game 3 as Dave Righetti, Ron Davis and Rich Gossage combine to blank the A's on five hits.

## FINAL STATISTICS

PLAYER	AVG	G	AB	R	H	TB	2B	3B	HR	RBI	SH	SF	HP	BB	IBB	SO	SB	CS	DP	E	SLG	OBP
Armas	.167	3	12	0	2	2	0	0	0	0	0	0	0	0	0	5	0	0	1	0	.167	.167
Bosetti	.250	2	4	1	1	2	1	0	0	0	0	0	0	0	0	1	0	0	0	0	.500	.250
Davis	1.000	1	1	0	1	1	0	0	0	0	0	0	0	0	0	0	0	0	0	0	1.000	1.000
Drumright	.000	3	4	0	0	0	0	0	0	0	0	0	0	1	1	0	0	0	0	0	.000	.200
Gross	.000	3	5	0	0	0	0	0	0	0	0	0	0	0	0	0	0	0	0	0	.000	.000
Heath	.333	3	6	1	2	2	0	0	0	0	0	0	0	0	0	1	0	0	0	0	.333	.333
Henderson	.364	3	11	0	4	8	2	1	0	1	0	0	0	1	0	2	2	0	1	1	.727	.417
Johnson	.000	2	6	0	0	0	0	0	0	0	0	0	0	2	0	2	0	0	0	0	.000	.250
Klutts	.429	3	7	1	3	3	0	0	0	0	0	0	0	0	0	1	0	0	0	1	.429	.429
McKay	.273	3	11	0	3	3	0	0	1	0	0	0	0	0	0	2	0	0	1	1	.273	.273
Moore	.250	3	8	0	2	2	0	0	0	0	0	0	0	0	0	1	0	0	1	0	.250	.250
Murphy	.250	3	8	0	2	3	1	0	0	1	0	0	0	2	0	3	0	0	1	0	.375	.400
Newman	.000	2	5	0	0	0	0	0	0	0	0	0	0	0	0	2	0	0	1	0	.000	.000
Picciolo	.200	2	5	1	1	1	0	0	0	0	0	0	0	0	0	2	0	0	0	1	.200	.200
Spencer	.000	2	3	0	0	0	0	0	0	0	0	0	0	0	0	0	0	0	0	0	.000	.000
Stanley	.333	2	3	0	1	1	0	0	0	1	0	0	0	0	0	1	0	0	0	0	.333	.333
<b>Totals</b>	<b>.222</b>	<b>3</b>	<b>99</b>	<b>4</b>	<b>22</b>	<b>28</b>	<b>4</b>	<b>1</b>	<b>0</b>	<b>4</b>	<b>0</b>	<b>0</b>	<b>0</b>	<b>6</b>	<b>1</b>	<b>23</b>	<b>2</b>	<b>0</b>	<b>6</b>	<b>4</b>	<b>.283</b>	<b>.267</b>

PITCHER	W	L	ERA	G	GS	CG	GF	SHO	SV	IP	H	R	ER	HR	HB	BB	IBB	SO	WP	BK	AVG
Beard	0	0	40.50	1	0	0	0	0	0	0.2	5	3	3	1	0	0	0	0	0	0	.714
Jones	0	0	4.50	1	0	0	0	0	0	2.0	2	1	1	0	1	1	0	0	0	0	.250
Keough	0	1	1.08	1	1	0	0	0	0	8.1	7	2	1	1	0	6	0	4	1	0	.219
Kingman	0	0	81.00	1	0	0	0	0	0	0.1	3	3	3	0	0	0	0	0	0	0	.750
McCatty	0	1	13.50	1	1	0	0	0	0	3.1	6	5	5	0	1	2	0	2	0	0	.375
Norris	0	1	3.68	1	1	0	0	0	0	7.1	6	3	3	0	0	2	0	4	0	0	.222
Owchinko	0	0	5.40	1	0	0	1	0	0	1.2	3	1	1	1	0	0	0	0	0	0	.429
Underwood	0	0	13.50	2	0	0	2	0	0	1.1	4	2	2	0	0	2	0	0	0	0	.667
<b>Team Totals</b>	<b>0</b>	<b>3</b>	<b>6.84</b>	<b>3</b>	<b>3</b>	<b>0</b>	<b>3</b>	<b>0</b>	<b>0</b>	<b>25.0</b>	<b>36</b>	<b>20</b>	<b>19</b>	<b>3</b>	<b>2</b>	<b>13</b>	<b>0</b>	<b>10</b>	<b>1</b>	<b>0</b>	<b>.336</b>

**Game 1 — October 13**  
New York 3, Oakland 1

**Game 2 — October 14**  
New York 13, Oakland 3

**Game 3 — October 15**  
New York 4, Oakland 0

Oakland	ab	r	h	bi
Henderson lf	4	0	2	0
Murphy cf	2	0	0	1
Johnson dh	3	0	0	0
Armas rf	4	0	1	0
Kluttz 3b	3	0	2	0
Gross ph-3b	1	0	0	0
Moore 1b	4	0	0	0
Newman c	2	0	0	0
Drumright ph	1	0	0	0
Heath c	1	0	0	0
McKay 2b	4	0	0	0
Picciolo ss	3	1	1	0
<b>Totals</b>	<b>32</b>	<b>1</b>	<b>6</b>	<b>1</b>

New York	ab	r	h	bi
Mumphrey cf	4	0	1	0
Milbourne ss	4	1	3	0
Winfield lf	3	0	0	0
Jackson rf	3	1	0	0
Gamble dh	2	1	0	0
Piniella ph-dh	1	0	1	0
Nettles 3b	3	0	1	3
Watson 1b	3	0	1	0
Brown pr	0	0	0	0
Revering 1b	1	0	0	0
Cerone c	2	0	0	0
Randolph 2b	3	0	0	0
<b>Totals</b>	<b>29</b>	<b>3</b>	<b>7</b>	<b>3</b>

Oakland	000	010	000	1	6	1
New York	300	000	00x	3	7	1

E – Nettles, Henderson. **DP** – New York 2. **LOB** – Oakland 7, New York 7. **2B** – Nettles, Henderson 2. **SB** – Jackson. **S** – Cerone.

Oakland	ip	h	r	er	bb	so
Norris (L)	7.1	6	3	3	2	4
Underwood	0.2	1	0	0	2	0
<b>New York</b>	<b>ip</b>	<b>h</b>	<b>r</b>	<b>er</b>	<b>bb</b>	<b>so</b>
John (W)	6.0	6	1	1	1	3
Davis	1.1	0	0	0	2	3
Gossage (Sv)	1.2	0	0	0	0	0

**T** – 2:52. **A** – 55,740

**Umpires** – Bremigan, Goetz, Neudecker, Springstead, Merrill and Voltaggio.

Oakland	ab	r	h	bi
Henderson lf	5	0	1	1
Murphy cf	5	0	2	0
Moore 1b	2	0	0	0
Spencer ph-1b	2	0	0	0
Armas rf	4	0	0	0
Kluttz 3b	2	1	1	0
Gross ph-3b	2	0	0	0
Heath c	4	1	2	0
McKay 2b	4	0	2	1
Bosetti dh	1	1	1	0
Drumright ph-dh	2	0	0	0
Stanley ss	3	0	1	1
Davis ph	1	0	1	0
<b>Totals</b>	<b>37</b>	<b>3</b>	<b>11</b>	<b>3</b>

New York	ab	r	h	bi
Mumphrey cf	5	2	4	0
Milbourne ss	5	2	2	1
Robertson ph-ss	1	0	0	0
Winfield lf	5	2	2	2
Jackson rf	1	0	0	1
Piniella rf	3	1	1	3
Brown rf	1	1	1	0
Gamble dh	3	1	1	1
Nettles 3b	4	2	4	3
Rodriguez 3b	0	0	0	0
Watson 1b	4	0	1	1
Revering 1b	1	0	1	0
Cerone c	4	1	0	0
Foote c	0	0	0	0
Randolph 2b	5	1	2	1
<b>Totals</b>	<b>42</b>	<b>13</b>	<b>19</b>	<b>13</b>

Oakland	001	200	000	3	11	1
New York	100	701	40x	13	19	0

E – Kluttz. **DP** – New York 2. **LOB** – Oakland 8, New York 11. **2B** – Mumphrey, Bosetti, Winfield, Murphy. **3B** – Henderson. **HR** – Piniella, Nettles. **SB** – Winfield. **SF** – Gamble.

Oakland	ip	h	r	er	bb	so
McCatty (L)	3.1	6	5	5	2	2
Beard	0.2	5	3	3	0	0
Jones	2.0	2	1	1	1	0
Kingman	0.1	3	3	3	0	0
Owchinko	1.2	3	1	1	0	0
<b>New York</b>	<b>ip</b>	<b>h</b>	<b>r</b>	<b>er</b>	<b>bb</b>	<b>so</b>
May	3.1	6	3	3	0	5
Frazier (W)	5.2	5	0	0	1	5

**WP** – Frazier. **PB** – Cerone. **HBP** – by McCatty (Cerone), by Jones (Nettles).

**T** – 3:08. **A** – 48,497

**Umpires** – Goetz, Neudecker, Springstead, Merrill, Voltaggio and Bremigan.

New York	ab	r	h	bi
Mumphrey cf	3	0	1	0
Milbourne ss	4	1	1	0
Winfield lf	5	0	0	0
Murcer dh	3	0	1	0
Piniella ph-dh	1	1	1	0
Gamble rf	1	0	0	0
Foote ph	1	0	1	0
Brown pr-rf	0	1	0	0
Nettles 3b	5	0	1	3
Watson 1b	5	0	1	0
Cerone c	4	0	1	0
Randolph 2b	4	1	2	1
<b>Totals</b>	<b>36</b>	<b>4</b>	<b>10</b>	<b>4</b>

Oakland	ab	r	h	bi
Henderson lf	2	0	1	0
Heath lf	1	0	0	0
Murphy cf	1	0	0	0
Bosetti ph-cf	3	0	0	0
Johnson dh	3	0	0	0
Armas rf	4	0	1	0
Kluttz 3b	2	0	0	0
Gross ph-3b	2	0	0	0
Moore 1b	2	0	2	0
Spencer ph-1b	1	0	0	0
McKay 2b	3	0	1	0
Newman c	3	0	0	0
Picciolo ss	2	0	0	0
Drumright ph	1	0	0	0
Stanley ss	0	0	0	0
<b>Totals</b>	<b>30</b>	<b>0</b>	<b>5</b>	<b>0</b>

New York	000	001	003	4	10	0
Oakland	000	000	000	0	5	2

E – Picciolo, McKay. **DP** – New York 2, Oakland 1. **LOB** – New York 12, Oakland 5. **2B** – Nettles. **HR** – Randolph. **SB** – Henderson 2. **S** – Milbourne.

New York	ip	h	r	er	bb	so
Righetti (W)	6.0	4	0	0	2	4
Davis	2.0	0	0	0	0	1
Gossage	1.0	1	0	0	0	2
<b>Oakland</b>	<b>ip</b>	<b>h</b>	<b>r</b>	<b>er</b>	<b>bb</b>	<b>so</b>
Keough (L)	8.1	7	2	1	6	4
Underwood	0.2	3	2	2	0	0

**WP** – Keough.

**T** – 3:19. **A** – 47,302

**Umpires** – Neudecker, Springstead, Merrill, Voltaggio, Bremigan and Goetz.

# 1988 ALCS

The A's sweep the Boston Red Sox in four games to win their first American League pennant in 14 years. The A's hit .299 in the series and the pitching staff posts a 2.00 ERA while holding the Red Sox to a .206 batting average. Dennis Eckersley was named ALCS MVP after saving all four games and the bullpen recorded three of the wins. Dave Henderson hit .375 and Jose Canseco hit three of the A's seven home runs.

Jose Canseco homers in the fourth inning of Game 1 but Dave Henderson provides the game winning single in the eighth inning in the A's 2-1 victory. Game 2 is a scoreless tie until the Red Sox score twice in the sixth off Storm Davis but Jose Canseco hit a two-run home run and Mark McGwire added a RBI single in the seventh to give the A's a 3-2 lead. After the Red Sox tie the game, Walt Weiss has the game winning RBI single in the ninth. The A's outscore the Red Sox 10-6 in Game 3 as Carney Lansford, McGwire and Ron Hassey have three hits each while Hassey drives in three runs. The A's clinch the series with a 4-1 win in Game 4 as Dave Stewart allows a run in seven innings for the win. Jose Canseco homered in the first and Dave Henderson had a RBI single in the third before the A's score two insurance runs in the eighth.

## FINAL STATISTICS

PLAYER	AVG	G	AB	R	H	TB	2B	3B	HR	RBI	SH	SF	HP	BB	IBB	SO	SB	CS	DP	E	SLG	OBP
Baylor	.000	2	6	0	0	0	0	0	0	1	0	1	0	1	0	2	0	0	0	0	.000	.125
Canseco	.313	4	16	4	5	15	1	0	3	4	0	0	0	1	0	2	1	1	1	0	.938	.353
Gallego	.083	4	12	1	1	1	0	0	0	0	0	0	0	0	0	3	0	0	0	0	.083	.083
Hassey	.500	4	8	2	4	8	1	0	1	3	0	0	0	1	1	1	0	0	0	0	1.000	.556
Henderson	.375	4	16	2	6	10	1	0	1	4	0	0	0	1	0	7	0	0	0	2	.625	.412
Javier	.500	2	4	0	2	2	0	0	0	1	0	0	0	1	1	0	0	0	0	0	.500	.600
Lansford	.294	4	17	4	5	9	1	0	1	2	0	0	0	0	0	2	0	1	0	0	.529	.294
McGwire	.333	4	15	4	5	8	0	0	1	3	0	0	0	1	1	5	0	0	0	0	.533	.375
Parker	.250	3	12	1	3	4	1	0	0	0	0	0	0	0	0	4	0	0	0	1	.333	.250
Phillips	.286	2	7	0	2	3	1	0	0	0	0	0	0	1	0	3	0	0	0	0	.429	.375
Polonia	.400	3	5	0	2	2	0	0	0	0	0	0	0	1	0	2	0	1	0	0	.400	.500
Steinbach	.250	2	4	0	1	1	0	0	0	0	0	0	0	2	0	0	0	0	0	0	.250	.500
Weiss	.333	4	15	2	5	7	2	0	0	2	0	0	0	0	0	4	0	0	0	0	.467	.333
<b>Totals</b>	<b>.299</b>	<b>4</b>	<b>137</b>	<b>20</b>	<b>41</b>	<b>70</b>	<b>8</b>	<b>0</b>	<b>7</b>	<b>20</b>	<b>0</b>	<b>1</b>	<b>0</b>	<b>10</b>	<b>3</b>	<b>35</b>	<b>1</b>	<b>3</b>	<b>1</b>	<b>3</b>	<b>.511</b>	<b>.345</b>

PITCHER	W	L	ERA	G	GS	CG	GF	SHO	SV	IP	H	R	ER	HR	HB	BB	IBB	SO	WP	BK	AVG
Cadaret	0	0	27.00	1	0	0	0	0	0	0.1	1	1	1	1	0	0	0	0	0	0	.500
Davis	0	0	0.00	1	1	0	0	0	0	6.1	2	2	0	0	0	5	0	4	1	0	.100
Eckersley	0	0	0.00	4	0	0	4	0	4	6.0	1	0	0	0	0	2	0	5	0	0	.053
Honeycutt	1	0	0.00	3	0	0	0	0	0	2.0	0	0	0	0	0	2	0	0	0	0	.000
Nelson	2	0	0.00	2	0	0	0	0	0	4.2	5	0	0	0	0	1	0	0	0	0	.294
Plunk	0	0	0.00	1	0	0	0	0	0	0.1	1	0	0	0	0	0	0	1	0	0	.500
Stewart	1	0	1.35	2	2	0	0	0	0	13.1	9	2	2	0	1	6	0	11	0	0	.188
Welch	0	0	27.00	1	1	0	0	0	0	1.2	6	5	5	1	0	2	0	0	0	0	1.667
Young	0	0	0.00	1	0	0	0	0	0	1.1	1	1	0	0	0	0	0	2	0	0	.200
<b>Totals</b>	<b>4</b>	<b>0</b>	<b>2.00</b>	<b>4</b>	<b>4</b>	<b>0</b>	<b>4</b>	<b>0</b>	<b>4</b>	<b>36.0</b>	<b>26</b>	<b>11</b>	<b>8</b>	<b>2</b>	<b>1</b>	<b>18</b>	<b>0</b>	<b>23</b>	<b>1</b>	<b>1</b>	<b>.206</b>

**Game 1 — October 5**  
Oakland 2, Boston 1

**Game 2 — October 6**  
Oakland 4, Boston 3

**Game 3 — October 8**  
Oakland 10, Boston 6

Oakland	ab	r	h	bi
Lansford 3b	4	1	1	0
Henderson cf	4	0	2	0
Canseco rf	4	1	1	1
McGwire 1b	4	0	0	0
Steinbach c	2	0	1	0
Hassey c	1	0	0	0
Baylor dh	3	0	0	0
Polonia pr	0	0	0	0
Phillips lf	3	0	0	0
Gallego 2b	4	0	0	0
Weiss ss	3	0	1	0
<b>Totals</b>	<b>32</b>	<b>2</b>	<b>6</b>	<b>2</b>

Boston	ab	r	h	bi
Boggs 3b	4	0	1	1
Barrett 2b	4	0	0	0
Evans rf	4	0	1	0
Greenwell lf	3	0	0	0
Benzinger 1b	4	0	0	0
Burks cf	4	0	0	0
Rice dh	2	0	1	0
Romine pr	0	1	0	0
Parrish ph	1	0	0	0
Reed ss	2	0	1	0
Gedman c	3	0	2	0
Romero pr	0	0	0	0
<b>Totals</b>	<b>31</b>	<b>1</b>	<b>6</b>	<b>1</b>

Oakland	000	100	010	2	6	0
Boston	000	000	100	1	6	0

**DP** – Oakland 1, Boston 1. **LOB** – Oakland 6, Boston 9. **2B** – Weiss, Evans, Lansford, Reed. **HR** – Canseco. **SF** – Boggs.

Oakland	ip	h	r	er	bb	so
Stewart	6.1	5	1	1	3	6
Honeycutt (W)	0.2	0	0	0	0	0
Eckersley (Sv)	2.0	1	0	0	1	3

**Boston**  
Hurst (L) 9.0 6 2 2 3 7

**PB** – Steinbach. **HBP** – by Stewart (Reed).  
**T** – 2:44. **A** – 34,104

Oakland	ab	r	h	bi
Polonia lf	5	0	2	0
Gallego 2b	0	0	0	0
Henderson cf	3	1	1	0
Canseco rf	4	1	1	2
Parker dh	4	0	1	0
Lansford 3b	4	1	0	0
Hassey c	4	1	1	0
McGwire 1b	4	0	1	1
Phillips 2b-lf	4	0	2	0
Weiss ss	4	0	1	1
<b>Totals</b>	<b>36</b>	<b>4</b>	<b>10</b>	<b>4</b>

Boston	ab	r	h	bi
Boggs 3b	3	0	0	0
Barrett 2b	4	0	0	0
Evans rf	3	1	0	0
Greenwell lf	2	1	0	0
Rice dh	4	0	1	0
Romine pr	0	0	0	0
Burks cf	4	0	1	1
Benzinger 1b	3	0	1	0
Reed ss	2	0	0	0
Parrish ph	1	0	0	0
Gedman c	4	1	1	1
<b>Totals</b>	<b>30</b>	<b>3</b>	<b>4</b>	<b>2</b>

Oakland	000	000	301	4	10	1
Boston	000	002	100	3	4	1

**E** – Clemens, Henderson. **DP** – Oakland 1. **LOB** – Oakland 6, Boston 6. **2B** – Phillips. **HR** – Canseco, Gedman. **S** – Reed.

Oakland	ip	h	r	er	bb	so
Davis	6.1	2	2	0	5	4
Cadaret	0.1	1	1	1	0	0
Nelson (W)	1.1	1	0	0	0	0
Eckersley (Sv)	1.0	0	0	0	0	0

**Boston**  
Smith (L) 1.2 3 1 1 0 1

**WP** – Davis, Clemens. **Balk** – Clemens.  
**PB** – Gedman.  
**T** – 3:14. **A** – 34,605

Boston	ab	r	h	bi
Burks cf	5	2	2	0
Barrett 2b	4	1	1	0
Boggs 3b	4	2	3	2
Greenwell lf	5	1	2	3
Rice dh	5	0	0	0
Evans rf	2	0	1	1
Gedman c	3	0	2	0
Reed ss	3	0	1	0
Benzinger 1b	3	0	0	0
Parrish ph-1b	1	0	0	0
<b>Totals</b>	<b>35</b>	<b>6</b>	<b>12</b>	<b>6</b>

Oakland	ab	r	h	bi
Lansford 3b	5	2	3	2
Henderson cf	5	1	2	2
Canseco rf	4	0	0	0
Parker dh	5	1	1	0
McGwire 1b	4	3	3	1
Hassey c	3	1	3	3
Javier lf	3	0	1	1
Gallego 2b	4	1	1	0
Weiss ss	4	1	1	1
<b>Totals</b>	<b>37</b>	<b>10</b>	<b>15</b>	<b>10</b>

Boston	320	000	100	6	12	0
Oakland	042	010	12x	10	15	1

**E** – Henderson. **DP** – Boston 1, Oakland 2. **LOB** – Boston 8, Oakland 6. **2B** – Greenwell, Burks, Weiss, Hassey, Parker. **HR** – Greenwell, McGwire, Lansford, Hassey, Henderson. **S** – Barrett. **SF** – Boggs.

Boston	ip	h	r	er	bb	so
Boddicker (L)	2.2	8	6	6	1	2
Gardner	4.2	6	3	3	2	8
Stanley	0.2	1	1	1	0	0

**Oakland**  
Welch 1.2 6 5 5 2 0  
Nelson (W) 3.1 4 0 0 1 0  
Young 1.1 1 1 0 0 2  
Plunk 0.1 1 0 0 0 1  
Honeycutt 0.1 0 0 0 1 0  
Eckersley (Sv) 2.0 0 0 0 0 2

Honeycutt pitched to one batter in the 8th.  
**Balk** – Welch.  
**T** – 3:14. **A** – 49,261

**Game 4 — October 9**  
**Oakland 4, Boston 1**

<b>Boston</b>	<b>ab</b>	<b>r</b>	<b>h</b>	<b>bi</b>
Boggs 3b	2	0	1	0
Greenwell lf	4	0	1	0
Rice dh	2	0	0	1
Owen ph	0	0	0	0
Evans rf	3	0	0	0
Benzinger ph	1	0	0	0
Gedman c	4	0	0	0
Reed ss	4	0	1	0
Parrish ph	3	0	0	0
<b>Totals</b>	<b>30</b>	<b>1</b>	<b>4</b>	<b>1</b>

<b>Oakland</b>	<b>ab</b>	<b>r</b>	<b>h</b>	<b>bi</b>
Lansford 3b	4	0	1	0
Henderson cf	4	0	1	1
Canseco rf	4	2	3	1
McGwire 1b	3	1	1	1
Parker lf	3	0	1	0
Javier pr-lf	1	0	1	0
Steinbach c	2	0	0	0
Polonia ph	0	0	0	0
Hassey c	0	0	0	0
Baylor dh	3	0	0	1
Gallego 2b	4	0	0	0
Weiss ss	4	1	2	0
<b>Totals</b>	<b>32</b>	<b>4</b>	<b>10</b>	<b>4</b>

Boston	000	001	000	1	4	0
Oakland	101	000	02x	4	10	1

**E** – Parker. **DP** – Oakland 1. **LOB** – Boston 7, Oakland 8. **2B** – Henderson, Canseco. **HR** – Canseco. **SB** – Canseco. **SF** – Baylor.

<b>Boston</b>	<b>ip</b>	<b>h</b>	<b>r</b>	<b>er</b>	<b>bb</b>	<b>so</b>
Hurst (L)	4.0	4	2	2	2	5
Smithson	2.1	3	0	0	0	1
Smith	1.2	3	2	2	1	3
<b>Oakland</b>	<b>ip</b>	<b>h</b>	<b>r</b>	<b>er</b>	<b>bb</b>	<b>so</b>
Stewart (W)	7.0	4	1	1	3	5
Honeycutt	1.0	0	0	0	1	0
Eckersley (Sv)	1.0	0	0	0	1	0

Stewart pitched to one batter in the 8th.

**T** – 2:55. **A** – 49,406

# 1988 WORLD SERIES

The A's return to the World Series for the first time in 14 years when they also met the Dodgers. After winning the series in five games in 1974, the A's lose to the Dodgers in five games in 1988. The A's hit just .177 in the series and are outscored 21-11 in the five games. Jose Canseco collect just one hit in the series but leads the A's with five RBI. Storm Davis loses twice and posts an 11.25 ERA.

Canseco hits a grand slam in the second inning of Game 1 to give the A's a 4-2 lead before Kirk Gibson hits a pinch-hit two-out two-run home run in the bottom of the ninth to lift the Dodgers to a 5-4 win. Orel Hershiser shuts out the A's on three hits in a 6-0 Los Angeles win in Game 2. Davis allows six runs in 3 1/3 innings and Dave Parker has all three of the A's hits. The series moves to Oakland for Game 3 and the A's get their only win of the series when Mark McGwire breaks a 1-1 tie with a one-out home run in the bottom of the ninth. The Dodgers score two runs in the first inning of Game 4 and lead the rest of the way in a 4-3 win. Dave Henderson collects four hits. Hershiser clinched World Series MVP honors by tossing a four-hitter in Game 5 to defeat the A's 5-2.

## FINAL STATISTICS

PLAYER	AVG	G	AB	R	H	TB	2B	3B	HR	RBI	SH	SF	HP	BB	IBB	SO	SB	CS	DP	E	SLG	OBP
Baylor	.000	1	1	0	0	0	0	0	0	0	0	0	0	0	0	1	0	0	0	0	.000	.000
Canseco	.053	5	19	1	1	4	0	0	1	5	0	0	1	2	0	5	1	0	0	0	.211	.182
Davis	.000	2	1	0	0	0	0	0	0	0	0	0	0	0	0	1	0	0	0	0	.000	.000
Gallego	—	1	0	0	0	0	0	0	0	0	0	0	0	0	0	0	0	0	0	0	—	—
Hassey	.250	5	8	0	2	2	0	0	1	0	0	0	0	3	0	3	0	0	0	0	.250	.455
Henderson	.300	5	20	1	6	8	2	0	1	0	0	0	2	0	7	0	0	0	0	0	.400	.364
Hubbard	.250	4	12	2	3	3	0	0	0	0	0	0	0	1	0	2	1	0	0	1	.250	.308
Javier	.500	3	4	0	2	2	0	0	0	2	0	1	0	0	0	1	0	0	0	0	.500	.400
Lansford	.167	5	18	2	3	3	0	0	1	0	0	0	0	2	0	2	0	0	0	0	.167	.250
McGwire	.059	5	17	1	1	4	0	0	1	1	0	0	0	3	1	4	0	0	2	0	.235	.200
Parker	.200	4	15	0	3	3	0	0	0	0	0	0	0	2	0	4	0	0	0	0	.200	.294
Phillips	.250	2	4	1	1	1	0	0	0	0	0	0	0	1	0	2	0	0	0	0	.250	.400
Polonia	.111	3	9	1	1	1	0	0	0	0	0	0	0	0	0	2	0	0	0	0	.111	.111
Steinbach	.364	3	11	0	4	5	1	0	0	0	0	0	0	0	0	2	0	0	0	0	.455	.364
Stewart	.000	2	3	1	0	0	0	0	0	0	0	0	0	1	0	3	0	0	0	0	.000	.250
Weiss	.063	5	16	1	1	1	0	0	0	1	0	0	0	0	0	2	1	0	0	1	.063	.063
<b>Totals</b>	<b>.177</b>	<b>5</b>	<b>158</b>	<b>11</b>	<b>28</b>	<b>37</b>	<b>3</b>	<b>0</b>	<b>2</b>	<b>11</b>	<b>1</b>	<b>1</b>	<b>1</b>	<b>17</b>	<b>1</b>	<b>41</b>	<b>3</b>	<b>0</b>	<b>2</b>	<b>2</b>	<b>.234</b>	<b>.260</b>

PITCHER	W	L	ERA	G	GS	CG	GF	SHO	SV	IP	H	R	ER	HR	HB	BB	IBB	SO	WP	BK	AVG
Burns	0	0	0.00	1	0	0	1	0	0	0.1	0	0	0	0	0	0	0	0	0	0	0.000
Cadaret	0	0	0.00	3	0	0	0	0	0	2.0	2	0	0	0	0	0	0	3	0	0	.250
Davis	0	2	11.25	2	2	0	0	0	0	8.0	14	10	10	3	0	1	0	7	0	0	.389
Eckersley	0	1	10.80	2	0	0	2	0	0	1.2	2	2	2	1	0	1	0	2	0	0	.333
Honeycutt	1	0	0.00	3	0	0	2	0	0	3.1	0	0	0	0	0	0	0	5	0	0	.000
Nelson	0	0	1.42	3	0	0	0	0	0	6.1	4	1	1	0	0	3	0	3	0	0	.174
Plunk	0	0	0.00	2	0	0	0	0	0	1.2	0	0	0	0	0	0	0	3	0	0	.000
Stewart	0	1	3.14	2	2	0	0	0	0	14.1	12	7	5	1	1	5	0	5	1	1	.222
Welch	0	0	1.80	1	1	0	0	0	0	5.0	6	1	1	0	0	3	0	8	0	0	.300
Young	0	0	0.00	1	0	0	0	0	0	1.0	1	0	0	0	0	0	0	0	0	0	.250
<b>Totals</b>	<b>1</b>	<b>4</b>	<b>3.92</b>	<b>5</b>	<b>5</b>	<b>0</b>	<b>5</b>	<b>0</b>	<b>0</b>	<b>43.2</b>	<b>41</b>	<b>21</b>	<b>19</b>	<b>5</b>	<b>1</b>	<b>13</b>	<b>0</b>	<b>36</b>	<b>1</b>	<b>1</b>	<b>.246</b>



**Game 1 — October 15**  
Los Angeles 5, Oakland 4

Oakland	ab	r	h	bi
Lansford 3b	4	1	0	0
Henderson cf	5	0	2	0
Canseco rf	4	1	1	4
Parker lf	2	0	0	0
Javier pr-lf	1	0	1	0
McGwire 1b	3	0	0	0
Steinbach c	4	0	1	0
Hassey c	0	0	0	0
Hubbard 2b	4	1	2	0
Weiss ss	4	0	0	0
Stewart p	3	1	0	0
Eckersley p	0	0	0	0
<b>Totals</b>	<b>34</b>	<b>4</b>	<b>7</b>	<b>4</b>

Los Angeles	ab	r	h	bi
Sax 2b	3	1	1	0
Stubbs 1b	4	0	0	0
Hatcher lf	3	1	1	2
Marshall rf	4	1	1	0
Shelby cf	4	0	1	0
Scioscia c	4	0	1	1
Hamilton 3b	4	0	0	0
Griffin ss	2	0	1	0
M. Davis ph	0	1	0	0
Belcher p	0	0	0	0
Heep ph	1	0	0	0
Leary p	0	0	0	0
Woodson ph	1	0	0	0
Holton p	0	0	0	0
Gonzalez ph	1	0	0	0
Pena p	0	0	0	0
Gibson ph	1	1	1	2
<b>Totals</b>	<b>32</b>	<b>5</b>	<b>7</b>	<b>5</b>

Two outs when winning run scored.  
Oakland 040 000 000 4 7 0  
Los Angeles 200 001 002 5 7 0

**DP** – Oakland 1. **LOB** – Oakland 10, Los Angeles 5. **2B** – Henderson. **HR** – Hatcher, Canseco, Gibson. **SB** – Canseco, Sax, M. Davis.

Oakland	ip	h	r	er	bb	so
Stewart	8.0	6	3	3	2	5
Eckersley (L)	0.2	1	2	2	1	1
Los Angeles	ip	h	r	er	bb	so
Belcher	2.0	3	4	4	4	3
Leary	3.0	3	0	0	1	3
Holton	2.0	0	0	0	1	0
Pena (W)	2.0	1	0	0	0	3

**WP** – Stewart. **HBP** – by Belcher (Canseco), by Stewart (Sax). **Balk** – Stewart.  
**T** – 3:04. **A** – 55,983  
**Umpires** – Harvey, Merrill, Froemming, Cousins, Crawford, McCoy.

**Game 2 — October 16**  
Los Angeles 5, Oakland 0

Oakland	ab	r	h	bi
Lansford 3b	3	0	0	0
Henderson cf	4	0	0	0
Canseco rf	4	0	0	0
Parker lf	4	0	3	0
McGwire 1b	3	0	0	0
Hassey c	3	0	0	0
Hubbard 2b	2	0	0	0
Weiss ss	3	0	0	0
S. Davis p	1	0	0	0
Nelson p	0	0	0	0
Polonia ph	1	0	0	0
Young p	0	0	0	0
Plunk p	0	0	0	0
Baylor ph	1	0	0	0
Honeycutt p	0	0	0	0
<b>Totals</b>	<b>29</b>	<b>0</b>	<b>3</b>	<b>0</b>

Los Angeles	ab	r	h	bi
Sax 2b	4	1	1	0
Stubbs 1b	2	1	1	1
Woodson ph-1b	1	0	0	0
Hatcher lf	4	1	2	1
Marshall rf	4	1	2	3
Gonzalez rf	0	0	0	0
Shelby cf	4	0	0	0
Scioscia c	4	0	0	0
Hamilton 3b	4	0	0	0
Griffin ss	4	1	1	0
Hershiser p	3	1	3	1
<b>Totals</b>	<b>34</b>	<b>6</b>	<b>10</b>	<b>6</b>

Oakland	000	000	000	0	3	0
Los Angeles	005	100	00x	6	10	1

**E** – Hamilton. **DP** – Los Angeles 2. **LOB** – Oakland 4, Los Angeles 5. **2B** – Hershiser 2. **3B** – Marshall. **HR** – Marshall. **SB** – Weiss.

Oakland	ip	h	r	er	bb	so
S. Davis (L)	3.1	8	6	6	0	2
Nelson	1.2	1	0	0	1	1
Young	1.0	1	0	0	0	0
Plunk	1.0	0	0	0	0	3
Honeycutt	1.0	0	0	0	0	2
Los Angeles	ip	h	r	er	bb	so
Hershiser (W)	9.0	3	0	0	2	8

**T** – 2:30. **A** – 56,051  
**Umpires** – Merrill, Froemming, Cousins, Crawford, McCoy and Harvey.

**Game 3 — October 18**  
Oakland 2, Los Angeles 1

Los Angeles	ab	r	h	bi
Sax 2b	5	0	1	0
Stubbs 1b	4	0	1	1
Woodson ph-1b	1	0	0	0
Hatcher lf-rf	4	0	1	0
Marshall rf	1	0	0	0
Heep ph-lf	3	0	1	0
Shelby cf	3	0	2	0
M. Davis dh	2	0	0	0
Anderson ph	1	0	0	0
Scioscia c	4	0	1	0
Hamilton 3b	3	1	1	0
Griffin ss	3	0	0	0
<b>Totals</b>	<b>34</b>	<b>1</b>	<b>8</b>	<b>1</b>

Oakland	ab	r	h	bi
Phillips lf	1	0	0	0
Polonia ph-lf	3	0	0	0
Henderson cf	4	0	0	0
Canseco rf	4	0	0	0
McGwire 1b	4	1	1	1
Steinbach dh	3	0	2	0
Lansford 3b	3	0	0	0
Hubbard 2b	3	1	1	0
Hassey c	1	0	1	1
Weiss ss	3	0	0	0
<b>Totals</b>	<b>29</b>	<b>2</b>	<b>5</b>	<b>2</b>

One out when winning run scored.  
Los Angeles 000 010 000 1 8 1  
Oakland 001 000 001 2 5 0

**E** – Scioscia. **DP** – Los Angeles 1. **LOB** – Los Angeles 10, Oakland 4. **2B** – Steinbach, Stubbs, Heep, Hatcher. **HR** – McGwire. **SB** – Hubbard, Shelby. **S** – Griffin.

Los Angeles	ip	h	r	er	bb	so
Tudor	1.1	0	0	0	0	1
Leary	3.2	3	1	1	1	1
Pena	3.0	1	0	0	1	4
J. Howell (L)	0.1	1	1	1	0	0
Oakland	ip	h	r	er	bb	so
Welch	5.0	6	1	1	3	8
Cadaret	0.1	0	0	0	0	0
Nelson	1.2	2	0	0	0	1
Honeycutt (W)	2.0	0	0	0	0	3

Welch pitched to three batters in the 6th. Nelson pitched to one batter in the 8th.  
**Balk** – Leary.  
**T** – 3:21. **A** – 49,316  
**Umpires** – Froemming, Cousins, Crawford, McCoy, Harvey and Merrill.

**Game 4 — October 19**  
**Los Angeles 4, Oakland 3**

**Game 5 — October 20**  
**Los Angeles 5, Oakland 2**

Los Angeles	ab	r	h	bi
Sax 2b	4	1	1	0
Stubbs 1b	3	1	1	0
Woodson ph-1b	1	0	0	1
Hatcher lf	4	1	1	0
Marshall rf	0	0	0	0
M. Davis rf	3	0	0	0
Gonzalez ph	1	0	0	0
Shelby cf	4	0	1	1
Scioscia c	2	0	1	0
Dempsey c	1	0	0	0
Heep dh	4	0	1	0
Hamilton 3b	4	0	1	0
Griffin ss	3	1	1	0
<b>Totals</b>	<b>34</b>	<b>4</b>	<b>8</b>	<b>2</b>

Oakland	ab	r	h	bi
Polonia lf	5	1	1	0
Henderson cf	5	1	4	1
Javier pr	0	0	0	0
Canseco rf	3	0	0	1
Parker dh	5	0	0	0
McGwire 1b	3	0	0	0
Lansford 3b	4	0	1	1
Steinbach c	4	0	1	0
Hubbard 2b	3	0	0	0
Hassey ph-c	1	0	1	0
Gallego pr-2b	0	0	0	0
Weiss ss	4	1	1	0
<b>Totals</b>	<b>37</b>	<b>3</b>	<b>9</b>	<b>3</b>

Los Angeles	201	000	100	4	8	2
Oakland	100	001	100	3	9	2

**E** – Hubbard, Weiss, Griffin. **LOB** – Los Angeles 6, Oakland 10. **2B** – Stubbs, Henderson, Shelby. **SB** – M. Davis. **CS** – Heep, Scioscia, Griffin.

Los Angeles	ip	h	r	er	bb	so
Belcher (W)	6.2	7	3	2	2	7
J. Howell (Sv)	2.1	2	0	0	1	2
Oakland	ip	h	r	er	bb	so
Stewart (L)	6.1	6	4	2	3	0
Cadaret	1.2	1	0	0	0	3
Eckersley	1.0	1	0	0	0	1

**PB** – Steinbach, Scioscia. **Balk** – Leary. **T** – 3:05. **A** – 49,317

**Umpires** – Cousins, Crawford, McCoy, Harvey, Merrill and Froemming.

Los Angeles	ab	r	h	bi
Sax 2b	4	0	2	0
Stubbs 1b	4	1	2	0
Hatcher lf	4	2	2	2
Gonzalez lf	0	0	0	0
Marshall rf	4	0	0	0
Shelby cf	3	0	0	0
M. Davis dh	2	2	1	2
Dempsey c	4	0	1	1
Hamilton 3b	4	0	0	0
Griffin ss	4	0	0	0
<b>Totals</b>	<b>33</b>	<b>5</b>	<b>8</b>	<b>5</b>

Oakland	ab	r	h	bi
Javier lf	3	0	1	2
Henderson cf	2	0	0	0
Canseco rf	4	0	0	0
Parker dh	4	0	0	0
McGwire 1b	4	0	0	0
Hassey c	3	0	0	0
Lansford 3b	4	1	2	0
Phillips 2b	3	1	1	0
Weiss ss	2	0	0	0
<b>Totals</b>	<b>29</b>	<b>2</b>	<b>4</b>	<b>2</b>

Los Angeles	200	201	000	5	8	0
Oakland	001	000	010	2	4	0

**DP** – Oakland 1. **LOB** – Los Angeles 4, Oakland 6. **2B** – Dempsey. **HR** – Hatcher, M. Davis. **CS** – Sax. **S** – Weiss. **SF** – Javier.

Los Angeles	ip	h	r	er	bb	so
Hershiser (W)	9.0	4	2	2	4	9
Oakland	ip	h	r	er	bb	so
S. Davis (L)	4.2	6	4	4	1	5
Cadaret	0.0	1	0	0	0	0
Nelson	3.0	1	1	1	2	1
Honeycutt	0.1	0	0	0	0	0
Plunk	0.2	0	0	0	0	0
Burns	0.1	0	0	0	0	0

Cadaret pitched to one batter in the 5th. **WP** – Hershiser.

**T** – 2:51. **A** – 49,317

**Umpires** – Crawford, McCoy, Harvey, Merrill, Froemming and Cousins.

# 1989 ALCS

The A's win their second consecutive American League Pennant by defeating Toronto, 4 games to 1. Rickey Henderson runs away with ALCS MVP honors, batting .400 with eight runs scored, two home runs, five RBI and eight stolen bases in the five game series. Dave Parker also homers twice, Dave Stewart wins both of his starts and Dennis Eckersley saves three of the A's four wins.

The A's win Game 1 by a 7-3 score, but were trailing 3-2 entering the sixth. Mark McGwire ties the game with a solo home run and Henderson breaks up a double play that leads to two more runs. Stewart and Eckersley do not allow a hit after a fourth inning home run by Ernie Whitt. Henderson goes 2 for 2 with two walks, two runs and four steals to lead the A's to a 6-3 win in Game 2 as Mike Moore allows just one unearned run in seven innings for the win. The series moves to Toronto for Game 3 and the Blue Jays record a 7-3 win, scoring six runs off Storm Davis after the A's build a 3-0 lead. Jose Canseco hits a home run into the fifth deck at Skydome to highlight the A's 6-5 win in Game 4. Henderson hit two home runs and also drives in four runs. The A's then clinch the series with a 4-3 win in Game 5, building a 4-0 lead before holding on as the Blue Jays score two in the eighth and three in the ninth. Stewart picks up the win and the A's offense collects just four hits.

## FINAL STATISTICS

PLAYER	AVG	G	AB	R	H	TB	2B	3B	HR	RBI	SH	SF	HP	BB	IBB	SO	SB	CS	DP	E	SLG	OBP
Blankenship	—	1	0	0	0	0	0	0	0	0	0	0	0	0	0	0	0	0	0	0	—	—
Canseco	.294	5	17	1	5	8	0	0	1	3	0	0	0	3	0	7	0	2	0	1	.471	.400
Gallego	.273	4	11	3	3	4	1	0	0	1	2	0	0	0	0	2	0	0	0	0	.364	.273
Hassey	.167	2	6	0	1	1	0	0	0	1	0	1	0	1	0	2	0	0	1	0	.167	.250
Henderson, D	.263	5	19	4	5	11	3	0	1	1	0	0	0	2	0	5	0	0	0	0	.579	.333
Henderson, R	.400	5	15	8	6	15	1	1	2	5	0	0	1	7	0	0	8	1	0	11.000	.609	
Javier	.000	1	2	0	0	0	0	0	0	0	0	0	0	0	0	1	0	0	0	0	.000	.000
Lansford	.455	3	11	2	5	5	0	0	0	4	0	0	0	2	0	1	2	0	0	0	.455	.538
McGwire	.389	5	18	3	7	11	1	0	1	3	0	1	0	1	0	4	0	0	1	1	.611	.400
Parker	.188	4	16	2	3	9	0	0	2	3	0	0	0	0	0	0	0	0	0	0	.563	.188
Phelps	1.000	1	1	0	1	2	1	0	0	0	0	0	0	0	0	0	0	0	0	0	2.000	1.000
Phillips	.167	5	18	1	3	4	1	0	0	1	0	0	0	2	0	4	2	0	0	0	.222	.250
Steinbach	.200	4	15	0	3	3	0	0	0	1	0	0	0	1	0	5	0	0	0	0	.200	.250
Weiss	.111	4	9	2	1	2	1	0	0	0	1	0	0	1	0	1	1	0	0	0	.222	.200
<b>Totals</b>	<b>.272</b>	<b>5</b>	<b>158</b>	<b>26</b>	<b>43</b>	<b>75</b>	<b>9</b>	<b>1</b>	<b>7</b>	<b>23</b>	<b>3</b>	<b>2</b>	<b>1</b>	<b>20</b>	<b>0</b>	<b>32</b>	<b>13</b>	<b>3</b>	<b>2</b>	<b>3</b>	<b>.475</b>	<b>.354</b>

PITCHER	W	L	ERA	G	GS	CG	GF	SHO	SV	IP	H	R	ER	HR	HB	BB	IBB	SO	WP	BK	AVG
Davis	0	1	7.11	1	1	0	0	0	0	6.1	5	6	5	0	0	2	1	3	0	0	.227
Eckersley	0	0	1.59	4	0	0	4	0	3	5.2	4	1	1	0	0	0	0	2	0	0	.211
Honeycutt	0	0	32.40	3	0	0	0	0	0	1.2	6	6	6	0	0	5	0	1	1	0	.545
Moore	1	0	0.00	1	1	0	0	0	0	7.0	3	1	0	0	0	2	0	3	0	0	.125
Nelson	0	0	0.00	1	0	0	0	0	0	1.1	1	0	0	0	0	0	0	2	0	0	.250
Stewart	2	0	2.81	2	2	0	0	0	0	16.0	13	5	5	3	0	3	0	9	0	0	.224
Welch	1	0	3.18	1	1	0	0	0	0	5.2	8	2	2	0	0	1	0	4	0	0	.308
Young	0	0	0.00	1	0	0	1	0	0	0.1	0	0	0	0	0	2	0	0	0	0	.000
<b>Totals</b>	<b>4</b>	<b>1</b>	<b>3.89</b>	<b>5</b>	<b>5</b>	<b>0</b>	<b>5</b>	<b>0</b>	<b>3</b>	<b>44.0</b>	<b>40</b>	<b>21</b>	<b>19</b>	<b>3</b>	<b>0</b>	<b>15</b>	<b>1</b>	<b>24</b>	<b>1</b>	<b>0</b>	<b>.242</b>

**Game 1 — October 3**  
Oakland 7, Toronto 3

**Game 2 — October 4**  
Oakland 6, Toronto 3

**Game 3 — October 6**  
Toronto 7, Oakland 3

Toronto	ab	r	h	bi
Moseby cf	4	0	0	0
Wilson rf	3	0	1	0
McGriff 1b	4	0	0	0
Bell lf	4	1	1	0
Fernandez ss	4	1	1	0
Whitt c	3	1	1	2
Gruber 3b	3	0	0	0
Mazzilli dh	3	0	0	0
Liriano 2b	2	0	1	1
<b>Totals</b>	<b>30</b>	<b>3</b>	<b>5</b>	<b>3</b>

Oakland	ab	r	h	bi
R. Henderson lf	2	1	0	0
Lansford 3b	5	1	2	2
Canseco rf	4	0	0	0
Parker dh	4	0	1	1
D. Henderson cf	4	1	2	1
McGwire 1b	4	1	1	1
Steinbach c	4	0	1	0
Phillips 2b	3	1	2	0
Gallego ss	4	2	2	0
<b>Totals</b>	<b>34</b>	<b>7</b>	<b>11</b>	<b>5</b>

Toronto	020	100	000	3	5	1
Oakland	010	013	02x	7	11	0

**E** – Liriano. **DP** – Oakland 1. **LOB** – Toronto 4, Oakland 8. **2B** – Phillips, Gallego. **HR** – D. Henderson, Whitt, McGwire. **SB** – R. Henderson 2, Fernandez, Liriano, Wilson, Lansford, Phillips. **SF** – Whitt.

Toronto	ip	h	r	er	bb	so
Stieb (L)	5.1	8	4	4	2	6
Acker	1.2	1	1	0	0	1
Ward	1.0	2	2	2	2	2
Oakland	ip	h	r	er	bb	so
Stewart (W)	8.0	5	3	3	3	6
Eckersley	1.0	0	0	0	0	0

**WP** – Ward. **PB** – Whitt. **HBP** – by Acker (R. Henderson).  
**T** – 2:52. **A** – 49,435  
**Umpires** – Phillips, Morrison, Ford, Cousins, Palermo and Reed.

Toronto	ab	r	h	bi
Moseby cf	3	2	1	0
Wilson rf	3	0	1	0
McGriff 1b	4	0	1	2
Bell lf	4	0	1	0
Fernandez ss	3	0	0	0
Whitt c	4	0	0	0
Gruber 3b	4	0	0	0
Mazzilli dh	4	0	0	0
Liriano 2b	2	1	1	0
<b>Totals</b>	<b>31</b>	<b>3</b>	<b>5</b>	<b>2</b>

Oakland	ab	r	h	bi
R. Henderson lf	2	2	2	0
Lansford 3b	3	1	1	1
Parker dh	4	1	1	1
McGwire 1b	4	1	3	1
D. Henderson cf	4	1	1	0
Hassey c	2	0	0	1
Phillips 2b	4	0	1	1
Javier rf	2	0	0	0
Canseco ph-rf	1	0	0	0
Weiss ss	3	0	0	0
<b>Totals</b>	<b>29</b>	<b>6</b>	<b>9</b>	<b>5</b>

Toronto	001	000	020	3	5	1
Oakland	000	203	10x	6	9	1

**E** – McGwire, McGriff. **DP** – Toronto 2, Oakland 1. **LOB** – Toronto 5, Oakland 5. **2B** – McGwire, D. Henderson. **HR** – Parker. **SB** – Fernandez, R. Henderson 4, Liriano, Phillips, Lansford. **SF** – Hassey.

Toronto	ip	h	r	er	bb	so
Stottliemyre (L)	5.0	7	4	4	2	3
Acker	0.1	2	1	1	0	0
Wells	1.0	0	1	0	2	1
Henke	0.2	0	0	0	0	1
Cerutti	1.0	0	0	0	1	0
Oakland	ip	h	r	er	bb	so
Moore (W)	7.0	3	1	0	2	3
Honeycutt	0.0	1	2	2	0	0
Eckersley (Sv)	2.0	1	0	0	0	0

Stottliemyre pitched to two batters in the 6th. Honeycutt pitched to three batters in the 8th.  
**PB** – Hassey.  
**T** – 3:20. **A** – 49,444  
**Umpires** – Morrison, Ford, Cousins, Palermo, Reed and Phillips.

Oakland	ab	r	h	bi
R. Henderson lf	4	2	1	0
Lansford 3b	3	0	2	1
Blankenship 2b	0	0	0	0
Canseco rf	4	0	2	0
McGwire 1b	2	0	0	1
D. Henderson cf	4	0	1	0
Steinbach c	4	0	0	0
Parker dh	4	1	1	1
Phillips 2b-3b	4	0	0	0
Gallego ss	2	0	0	0
Phelps ph	1	0	1	0
Weiss pr-ss	1	0	0	0
<b>Totals</b>	<b>33</b>	<b>3</b>	<b>8</b>	<b>3</b>

Toronto	ab	r	h	bi
<b>Moseby cf</b>	<b>2</b>	<b>1</b>	<b>0</b>	<b>1</b>
Wilson rf	4	1	2	1
McGriff 1b	4	1	1	0
Bell dh	3	0	0	1
Fernandez ss	4	2	2	1
Whitt c	3	0	1	1
Gruber 3b	2	1	0	0
Lee 2b	4	1	1	0
Felix rf	3	0	1	1
<b>Totals</b>	<b>29</b>	<b>7</b>	<b>8</b>	<b>6</b>

Oakland	101	100	000	3	8	1
Toronto	000	400	30x	7	8	0

**E** – Canseco. **DP** – Oakland 1, Toronto 1. **LOB** – Oakland 7, Toronto 4. **2B** – R. Henderson, Fernandez 2, D. Henderson, Phelps. **HR** – Parker. **SB** – R. Henderson. **SF** – McGwire, Bell.

Oakland	ip	h	r	er	bb	so
Davis (L)	6.1	5	6	5	2	3
Honeycutt	0.0	2	1	1	1	0
Nelson	1.1	1	0	0	0	2
M. Young	0.1	0	0	0	2	0
Toronto	ip	h	r	er	bb	so
Key (W)	6.0	7	3	3	2	2
Acker	2.0	1	0	0	1	1
Henke	1.0	0	0	0	0	1

Honeycutt pitched to three batters in the 7th.  
**T** – 2:54. **A** – 50,268  
**Umpires** – Ford, Cousins, Palermo, Reed, Phillips and Morrison.

**Game 4 — October 7**  
Oakland 6, Toronto 5

**Game 5 — October 8**  
Oakland 4, Toronto 3

Oakland	ab	r	h	bi	Oakland	ab	r	h	bi
R. Henderson lf	4	2	2	4	R. Henderson lf	3	1	1	1
D. Henderson cf	4	1	1	0	Phillips 3b	4	0	0	0
Canseco rf	5	1	2	2	Canseco rf	3	0	1	1
McGwire 1b	4	0	2	0	Parker dh	4	0	0	0
Steinbach c	3	0	1	0	D. Henderson cf	3	1	0	0
Phillips 3b	3	0	0	0	McGwire 1b	4	1	1	0
Hassey c	4	0	1	0	Steinbach c	4	0	1	1
Gallego 2b	4	1	1	0	Weiss ss	2	1	0	0
Weiss ss	3	1	1	0	Gallego 2b	1	0	0	0
<b>Totals</b>	<b>34</b>	<b>6</b>	<b>11</b>	<b>6</b>	<b>Totals</b>	<b>28</b>	<b>4</b>	<b>4</b>	<b>4</b>

Toronto	ab	r	h	bi	Toronto	ab	r	h	bi		
Moseby cf	3	0	2	0	Moseby cf	4	1	2	1		
Wilson lf	5	1	1	1	Wilson lf	4	0	0	0		
McGriff 1b	5	0	1	1	McGriff 1b	4	0	0	0		
Bell dh	5	0	0	0	Bell dh	4	1	2	1		
Fernandez ss	5	2	2	0	Fernandez ss	4	1	2	0		
Whitt c	2	0	0	0	Whitt c	4	0	0	0		
Borders ph-c	1	0	1	1	Gruber 3b	3	0	1	1		
Mulliniks ph	1	0	0	0	Felix rf	4	0	1	0		
Gruber 3b	5	1	4	0	Liriano 2b	3	0	1	0		
Lee 2b	4	1	1	0	<b>Totals</b>	<b>34</b>	<b>3</b>	<b>9</b>	<b>3</b>		
Mazzilli ph	1	0	0	0	Oakland	101	000	200	4	4	0
Felix rf	4	0	1	2	Toronto	000	000	012	3	9	0
<b>Totals</b>	<b>41</b>	<b>5</b>	<b>13</b>	<b>5</b>							

Oakland	003	020	100	6	11	1
Toronto	000	101	120	5	13	0

**E** – R. Henderson. **DP** – Toronto 2. **LOB** – Oakland 6, Toronto 12. **2B** – Weiss, Felix, D. Henderson, Fernandez. **HR** – R. Henderson 2, Canseco. **SB** – Moseby, Gruber, Weiss, Fernandez. **S** – Weiss.

Oakland	ip	h	r	er	bb	so
Welch (W)	5.2	8	2	2	1	4
Honeycutt	1.2	3	3	3	2	1
Eckersley (Sv)	1.2	2	0	0	0	1
Toronto	ip	h	r	er	bb	so
Flanagan (L)	4.1	7	5	5	1	3
Ward	2.2	4	1	1	1	3
Cerutti	1.2	0	0	0	2	1
Acker	0.1	0	0	0	0	0

**WP** – Honeycutt.

**T** – 3:29. **A** – 50,076

**Umpires** – Cousins, Palermo, Reed, Phillips, Morrison and Ford.

**DP** – Oakland 1. **LOB** – Oakland 3, Toronto 5. **2B** – Gruber. **3B** – R. Henderson. **HR** – Moseby, Bell. **SB** – R. Henderson, Liriano, Fernandez 2. **S** – Gallego 2. **SF** – Gruber.

Oakland	ip	h	r	er	bb	so
Stewart (W)	8.0	8	2	2	0	3
Eckersley (Sv)	1.0	1	1	1	0	1
Toronto	ip	h	r	er	bb	so
Stieb (L)	6.0	4	4	4	4	4
Acker	2.0	0	0	0	0	2
Henke	1.0	0	0	0	0	1

Stieb pitched to three batters in the 7th. Stewart pitched to one batter in the 9th.

**T** – 2:52. **A** – 50,024

**Umpires** – Palermo, Reed, Phillips, Morrison, Ford and Cousins.

# 1989 WORLD SERIES

Oakland sweeps San Francisco for the A's first World Championship in 15 years in a series halted 12 days after an earthquake struck just prior to Game 3. The A's outscore the Giants 32-14 in the four game set, hitting nine home runs and batting .301. Dave Stewart earns series MVP honors with two wins and a 1.69 ERA, Mike Moore wins the other two games and Rickey Henderson hits .474.

Stewart tosses a five-hit shutout in Game 1 as the A's win 5-0 in Oakland. The A's score three times in the second and Dave Parker and Walt Weiss hit solo home runs in the third and fourth innings. Moore and the A's bullpen hold the Giants to one run in a 5-1 victory in Game 2. With the score tied 1-1 after three innings, the A's break the game open with a four-run fourth, highlighted by Terry Steinbach's three-run homer. The series moves to San Francisco for Game 3 and the A's outslug the Giants 13-7. Dave Henderson homers twice and Tony Phillips, Jose Canseco and Carney Lansford also homer as the A's tie a series record with five home runs. Moore picks up the win in the A's 9-6 win in Game 4 and also adds a two-run double. Rickey Henderson homers and collects three hits as the A's lead 8-0 entering the bottom of the sixth.

## FINAL STATISTICS

PLAYER	AVG	G	AB	R	H	TB	2B	3B	HR	RBI	SH	SF	HP	BB	IBB	SO	SB	CS	DP	E	SLG	OBP
Blankenship	.500	1	2	1	1	1	0	0	0	0	0	0	0	0	0	0	0	0	0	0	.500	.500
Canseco	.357	4	14	5	5	8	0	0	1	3	0	0	0	4	1	3	1	0	0	0	.571	.500
Gallego	.000	2	1	0	0	0	0	0	0	0	0	0	0	0	0	0	0	0	0	0	.000	.000
Henderson, D	.308	4	13	6	4	12	2	0	2	4	0	0	1	4	0	3	0	0	1	0	.923	.500
Henderson, R	.474	4	19	4	9	17	1	2	1	3	0	0	0	2	0	2	3	1	0	0	.895	.524
Javier	—	1	0	0	0	0	0	0	0	0	0	0	0	0	0	0	0	0	0	0	—	—
Lansford	.438	4	16	5	7	11	1	0	1	4	0	0	0	3	0	1	0	0	1	0	.688	.526
McGwire	.294	4	17	0	5	6	1	0	0	1	0	0	0	1	0	3	0	0	0	0	.353	.333
Moore	.333	2	3	1	1	2	1	0	0	2	0	0	0	0	0	1	0	0	0	0	.667	.333
Parker	.222	3	9	2	2	6	1	0	1	2	0	0	0	0	0	2	0	0	0	0	.667	.222
Phelps	.000	1	1	0	0	0	0	0	0	0	0	0	0	0	0	0	0	0	0	0	.000	.000
Phillips	.235	4	17	2	4	8	1	0	1	3	0	0	0	0	0	3	0	0	0	0	.471	.235
Steinbach	.250	4	16	3	4	9	0	1	1	7	0	0	0	2	0	1	0	0	0	0	.563	.333
Stewart	.000	2	3	0	0	0	0	0	0	0	0	0	0	0	0	1	0	0	0	1	.000	.000
Weiss	.133	4	15	3	2	5	0	0	1	1	0	0	0	2	2	2	0	0	0	0	.333	.235
<b>Totals</b>	<b>.301</b>	<b>4</b>	<b>146</b>	<b>32</b>	<b>44</b>	<b>85</b>	<b>8</b>	<b>3</b>	<b>9</b>	<b>30</b>	<b>0</b>	<b>0</b>	<b>1</b>	<b>18</b>	<b>3</b>	<b>22</b>	<b>4</b>	<b>1</b>	<b>2</b>	<b>1</b>	<b>.582</b>	<b>.382</b>

PITCHER	W	L	ERA	G	GS	CG	GF	SHO	SV	IP	H	R	ER	HR	HB	BB	IBB	SO	WP	BK	AVG
Burns	0	0	0.00	2	0	0	1	0	0	1.2	1	0	0	0	0	1	0	0	0	0	.167
Eckersley	0	0	0.00	2	0	0	2	0	1	1.2	0	0	0	0	0	0	0	0	0	0	.000
Honeycutt	0	0	6.75	3	0	0	0	0	0	2.2	4	2	2	0	0	0	0	2	0	0	.364
Moore	2	0	2.08	2	2	0	0	0	0	13.0	9	3	3	1	0	3	0	10	2	0	.196
Nelson	0	0	54.00	2	0	0	0	0	0	1.0	4	6	6	2	0	2	0	1	0	0	.571
Stewart	2	0	1.69	2	2	1	0	1	0	16.0	10	3	3	1	0	2	0	14	0	0	.169
<b>Totals</b>	<b>4</b>	<b>0</b>	<b>3.50</b>	<b>4</b>	<b>4</b>	<b>1</b>	<b>3</b>	<b>1</b>	<b>1</b>	<b>36.0</b>	<b>28</b>	<b>14</b>	<b>14</b>	<b>4</b>	<b>0</b>	<b>8</b>	<b>0</b>	<b>27</b>	<b>2</b>	<b>0</b>	<b>.209</b>

**Game 1 — October 14**  
Oakland 5, San Francisco 0

San Francisco	ab	r	h	bi
Butler cf	4	0	0	0
Thompson 2b	4	0	0	0
Clark 1b	4	0	2	0
Mitchell lf	4	0	2	0
Williams 3b-ss	4	0	0	0
Riles dh	4	0	0	0
Maldonado rf	4	0	0	0
Kennedy c	3	0	0	0
Uribe ss	2	0	1	0
Oberkfell ph	0	0	0	0
<b>Totals</b>	<b>33</b>	<b>0</b>	<b>5</b>	<b>0</b>

Oakland	ab	r	h	bi
R. Henderson lf	5	0	2	1
Lansford 3b	5	0	1	0
Gallego 2b	0	0	0	0
Canseco rf	3	0	0	0
Parker dh	4	1	1	1
D. Henderson cf	3	1	0	0
McGwire 1b	4	0	3	0
Steinbach c	4	1	1	0
Phillips 2b-3b	4	1	2	1
Weiss ss	4	1	1	1
<b>Totals</b>	<b>36</b>	<b>5</b>	<b>11</b>	<b>4</b>

San Francisco	000	000	000	0	5	1
Oakland	031	100	00x	5	11	1

**E** – Stewart, Kennedy. **LOB** – San Francisco 7, Oakland 9. **2B** – Clark. **HR** – Parker, Weiss.

San Francisco	ip	h	r	er	bb	so
Garrelts (L)	4.0	7	5	4	1	5
Hammaker	1.2	3	0	0	0	2
Brantley	1.1	1	0	0	1	0
LaCoss	1.0	0	0	0	0	1
Oakland	ip	h	r	er	bb	so
Stewart (W)	9.0	5	0	0	1	6

**PB** – Steinbach.  
**T** – 2:45. **A** – 49,385  
**Umpires** – Garcia, Runge, Voltaggio, Rennert, Clark and Gregg.

**Game 2 — October 15**  
Oakland 5, San Francisco 1

San Francisco	ab	r	h	bi
Butler cf	2	0	1	0
Thompson 2b	3	0	0	1
Clark 1b	4	0	0	0
Mitchell lf	4	0	1	0
Williams 3b-ss	4	0	0	0
Riles dh	3	0	0	0
Maldonado rf	3	0	0	0
Kennedy c	3	0	1	0
Uribe ss	2	1	0	0
Oberkfell ph-3b	1	0	1	0
<b>Totals</b>	<b>29</b>	<b>1</b>	<b>4</b>	<b>1</b>

Oakland	ab	r	h	bi
R. Henderson lf	3	1	3	0
Lansford 3b	3	0	1	1
Canseco rf	2	1	0	0
Parker dh	4	1	1	1
D. Henderson cf	3	1	0	0
McGwire 1b	4	0	1	0
Steinbach c	4	1	1	3
Phillips 2b	3	0	0	0
Weiss ss	3	0	0	0
<b>Totals</b>	<b>29</b>	<b>5</b>	<b>7</b>	<b>5</b>

San Francisco	001	000	000	1	4	0
Oakland	100	400	00x	5	7	0

**DP** – San Francisco 2, Oakland 1.  
**LOB** – San Francisco 4, Oakland 5. **2B** – Lansford, Parker, McGwire. **3B** – R. Henderson. **HR** – Steinbach. **SB** – R. Henderson, Butler 2. **CS** – R. Henderson. **SF** – Thompson.

San Francisco	ip	h	r	er	bb	so
Reuschel (L)	4.0	5	5	5	4	2
Downs	2.0	1	0	0	0	2
Lefferts	1.0	1	0	0	1	1
Bedrosian	1.0	0	0	0	0	2
Oakland	ip	h	r	er	bb	so
Moore (W)	7.0	4	1	1	2	7
Honeycutt	1.1	0	0	0	0	1
Eckerley	0.2	0	0	0	0	0

Reuschel pitched to two batters in the 5th. Moore pitched to one batter in the 8th.  
**WP** – Moore 2. **T** – 2:47. **A** – 49,388  
**Umpires** – Runge, Voltaggio, Rennert, Clark, Gregg and Garcia.

**Game 3 — October 27**  
Oakland 13, San Francisco 7

Oakland	ab	r	h	bi
R. Henderson lf	5	1	1	0
Nelson p	0	0	0	0
Burns p	0	0	0	0
Lansford 3b	4	4	3	2
Honeycutt p	0	0	0	0
Gallego ph	1	0	0	0
Canseco rf	5	3	3	3
Javier rf	0	0	0	0
McGwire 1b	4	0	0	1
D. Henderson cf	4	2	3	4
Steinbach c	4	0	1	1
Phillips 2b-3b-lf	5	1	1	1
Weiss ss	5	1	1	0
Stewart p	3	0	0	0
Blankenship ph-2b	2	1	1	0
<b>Totals</b>	<b>42</b>	<b>13</b>	<b>14</b>	<b>12</b>

San Francisco	ab	r	h	bi
Butler cf	3	0	0	0
Nixon ph-cf	2	1	1	0
Thompson 2b	3	0	0	0
Litton ph-2b	2	0	2	1
Clark 1b	4	1	1	0
Mitchell lf	5	1	1	0
Oberkfell 3b	2	1	1	0
Williams ss	4	1	1	1
Kennedy c	3	0	1	2
Manwaring c	1	1	1	0
Sheridan rf	2	0	0	0
Brantley p	0	0	0	0
Riles ph	1	0	0	0
Hammaker p	0	0	0	0
Lefferts p	0	0	0	0
Bathe ph	1	1	1	3
Garrelts p	1	0	0	0
Downs p	0	0	0	0
Maldonado rf	3	0	0	0
<b>Totals</b>	<b>37</b>	<b>7</b>	<b>10</b>	<b>7</b>

Oakland	200	241	040	13	14	0
San Francisco	010	200	004	7	10	3

**E** – Oberkfell, Mitchell, Lefferts. **DP** – San Francisco 1. **LOB** – Oakland 7, San Francisco 6. **2B** – D. Henderson, R. Henderson, Manwaring Litton. **HR** – Williams, D. Henderson 2, Phillips, Canseco, Lansford, Bathe. **SB** – R. Henderson 2.

Oakland	ip	h	r	er	bb	so
Stewart (W)	7.0	5	3	3	1	8
Honeycutt	1.0	1	0	0	0	1
Nelson	0.2	3	4	4	1	1
Burns	0.1	1	0	0	1	0
San Francisco	ip	h	r	er	bb	so
Garrelts (L)	3.1	6	4	4	0	3
Downs	1.0	2	4	4	2	1
Brantley	2.2	1	1	1	2	1
Hammaker	0.2	5	4	4	0	0
Lefferts	1.1	0	0	0	0	0

**HBP** – by Hammaker (D. Henderson).  
**Balk** – Brantley.  
**T** – 3:03. **A** – 62,038  
**Umpires** – Voltaggio, Rennert, Clark, Gregg, Garcia and Runge.

**Game 4 — October 28**  
**Oakland 9, San Francisco 6**

<b>Oakland</b>	<b>ab</b>	<b>r</b>	<b>h</b>	<b>bi</b>
R. Henderson lf	6	2	3	2
Lansford 3b	4	1	2	1
Canseco rf	4	1	2	0
McGwire 1b	5	0	1	0
D. Henderson cf	3	2	1	0
Steinbach c	4	1	1	3
Phillips 2b	5	0	1	1
Weiss ss	3	1	0	0
Moore p	3	1	1	2
Phelps ph	1	0	0	0
Nelson p	0	0	0	0
Honeycutt p	0	0	0	0
Burns p	0	0	0	0
Parker ph	1	0	0	0
Eckersley p	0	0	0	0
<b>Totals</b>	<b>39</b>	<b>9</b>	<b>12</b>	<b>9</b>

<b>San Francisco</b>	<b>ab</b>	<b>r</b>	<b>h</b>	<b>bi</b>
Butler cf	5	1	3	1
Oberkfell 3b	3	0	0	0
Thompson ph-2b	1	0	1	1
Bedrosian p	0	0	0	0
Clark 1b	4	1	1	0
Mitchell lf	4	1	1	2
Williams ss-3b	4	0	1	0
Kennedy c	3	1	0	0
Litton 2b-3b-2b	4	1	1	2
Nixon rf	3	0	0	0
Robinson p	0	0	0	0
LaCoss p	1	0	0	0
Bathe ph	1	0	0	0
Brantley p	0	0	0	0
Downs p	0	0	0	0
Maldonado ph	1	1	1	0
Lefferts p	0	0	0	0
Uribe ss	1	0	0	0
<b>Totals</b>	<b>35</b>	<b>6</b>	<b>9</b>	<b>6</b>

Oakland	130	031	010	9	12	0
San Francisco	000	002	400	6	9	0

**LOB** – Oakland 10, San Francisco 4. **2B** – D. Henderson, Moore, Phillips, Butler.  
**3B** – Steinbach, R. Henderson, Maldonado. **HR** – R. Henderson, Mitchell, Litton. **SB** – Canseco. **CS** – Butler.

<b>Oakland</b>	<b>ip</b>	<b>h</b>	<b>r</b>	<b>er</b>	<b>bb</b>	<b>so</b>
Moore (W)	6.0	5	2	2	1	3
Nelson	0.1	1	2	2	1	0
Honeycutt	0.1	3	2	2	0	0
Burns	1.1	0	0	0	0	0
Eckersley (Sv)	1.0	0	0	0	0	0
<b>San Francisco</b>	<b>ip</b>	<b>h</b>	<b>r</b>	<b>er</b>	<b>bb</b>	<b>so</b>
Robinson (L)	1.2	4	4	4	1	0
LaCoss	3.1	4	3	3	3	1
Brantley	0.1	3	1	1	0	0
Downs	1.2	0	0	0	0	1
Lefferts	0.1	1	1	1	1	0
Bedrosian	1.2	0	0	0	2	0

**HBP** – by Hammaker (D. Henderson).  
**Balk** – Brantley.  
**T** – 3:07. **A** – 62,032  
**Umpires** – Rennert, Clark, Gregg, Garcia, Runge and Voltaggio.



# 1990 ALCS

The A's sweep Boston in the American League Championship Series for the second time in the last three years and become the first team since the 1976-78 New York Yankees to win three straight pennants. The A's pitching staff held the Red Sox to four runs, one in each game, while the offense hit .299 with no home runs. Dave Stewart picked up two wins and posted a 1.13 ERA to earn ALCS MVP honors and Terry Steinbach (.455), Carney Lansford (.438) and Mike Gallego (.400) all hit .400.

Dave Stewart and Roger Clemens engaged in a pitchers duel in Game 1 and when Clemens left after six innings, the A's trailed 1-0. The A's then scored nine runs off the Sox bullpen, including seven in the ninth, to win 9-1. Rickey Henderson had three RBI, Lansford and Steinbach had three hits each and Stewart allows one run in eight innings. Boston again took a 1-0 lead in Game 2, but the A's scored four unanswered runs this time, tying the game on a Harold Baines RBI single in the fourth and taking the lead on a Baines ground out in the seventh. The series moves to Oakland for Game 3 and starts in a familiar way as Boston scores a run in the second before the A's score twice in the fourth and sixth innings to win 4-1. The A's finally score first in Game 4, scoring three times in the second highlighted by a two-run double by Mike Gallego. Dave Stewart pitches eight scoreless innings before allowing a run in the ninth and Rick Honeycutt gets the final three outs for the save in the A's 3-1 win.

## FINAL STATISTICS

PLAYER	AVG	G	AB	R	H	TB	2B	3B	HR	RBI	SH	SF	HP	BB	IBB	SO	SB	CS	DP	E	SLG	OBP
Baines	.357	4	14	2	5	6	1	0	0	3	1	0	0	2	2	1	1	0	1	0	.429	.438
Blankenship	—	3	0	1	0	0	0	0	0	0	0	0	0	0	0	0	1	0	0	0	—	—
Canseco	.182	4	11	3	2	2	0	0	0	1	0	1	0	5	0	5	2	0	0	0	.182	.412
Gallego	.400	4	10	1	4	5	1	0	0	2	0	0	1	1	0	1	0	1	0	0	.500	.500
Hassey	.333	2	3	0	1	1	0	0	0	0	0	0	1	2	0	0	0	0	1	0	.333	.667
Henderson, D	.167	2	6	0	1	1	0	0	0	1	0	1	1	0	0	2	1	0	1	0	.167	.250
Henderson, R	.294	4	17	1	5	5	0	0	0	3	0	1	0	1	0	2	2	1	0	0	.294	.316
Jennings	.000	1	1	0	0	0	0	0	0	0	0	0	0	0	0	0	0	0	0	0	.000	.000
Lansford	.438	4	16	2	7	8	1	0	0	2	2	0	0	0	0	1	0	0	0	0	.500	.438
McGee	.222	3	9	3	2	3	1	0	0	1	0	0	1	0	2	2	0	0	0	0	.333	.300
McGwire	.154	4	13	2	2	2	0	0	0	2	0	0	1	3	0	3	0	0	0	0	.154	.353
Quirk	1.000	1	1	0	1	1	0	0	0	0	0	0	0	0	0	0	0	0	0	0	1.000	1.000
Randolph	.375	4	8	1	3	3	0	0	0	3	0	0	0	1	0	0	0	0	1	0	.375	.444
Steinbach	.455	3	11	2	5	5	0	0	0	1	0	0	0	1	0	2	0	1	1	0	.455	.500
Weiss	.000	2	7	2	0	0	0	0	0	0	0	0	0	2	0	2	0	0	0	1	.000	.222
<b>Totals</b>	<b>.299</b>	<b>4</b>	<b>127</b>	<b>20</b>	<b>38</b>	<b>42</b>	<b>4</b>	<b>0</b>	<b>0</b>	<b>18</b>	<b>4</b>	<b>3</b>	<b>4</b>	<b>19</b>	<b>2</b>	<b>21</b>	<b>9</b>	<b>3</b>	<b>5</b>	<b>1</b>	<b>.331</b>	<b>.399</b>

PITCHER	W	L	ERA	G	GS	CG	GF	SHO	SV	IP	H	R	ER	HR	HB	BB	IBB	SO	WP	BK	AVG
Eckersley	0	0	0.00	3	0	0	3	0	2	3.1	2	0	0	0	0	0	0	3	0	0	.167
Honeycutt	0	0	0.00	3	0	0	1	0	1	1.2	0	0	0	0	0	0	0	0	0	0	.000
Moore	1	0	1.50	1	1	0	0	0	0	6.0	4	1	1	0	0	1	0	5	0	0	.190
Nelson	0	0	0.00	1	0	0	0	0	0	1.2	3	0	0	0	0	0	0	0	0	0	.375
Stewart	2	0	1.13	2	2	0	0	0	0	16.0	8	2	2	1	0	2	0	4	0	0	.148
Welch	1	0	1.23	1	1	0	0	0	0	7.1	6	1	1	0	0	3	0	4	0	0	.222
<b>Totals</b>	<b>4</b>	<b>0</b>	<b>1.00</b>	<b>4</b>	<b>4</b>	<b>0</b>	<b>4</b>	<b>0</b>	<b>3</b>	<b>36.0</b>	<b>23</b>	<b>4</b>	<b>4</b>	<b>1</b>	<b>0</b>	<b>6</b>	<b>0</b>	<b>16</b>	<b>0</b>	<b>0</b>	<b>.183</b>

**Game 1 — October 6**  
**Oakland 9, Boston 1**

**Game 2 — October 7**  
**Oakland 4, Boston 1**

**Game 3 — October 9**  
**Oakland 4, Boston 1**

Oakland	ab	r	h	bi
R. Henderson lf	5	1	2	3
McGee cf	4	1	0	0
Canseco rf	2	1	1	1
Baines dh	3	0	1	0
Blankenship pr	0	1	0	0
Lansford 3b	5	1	3	2
Steinbach c	5	1	3	1
McGwire 1b	3	1	0	0
Weiss ss	3	2	0	0
Gallego 2b	1	0	1	0
Quirk ph	1	0	1	0
Randolph pr-2b	2	0	1	1
<b>Totals</b>	<b>34</b>	<b>9</b>	<b>13</b>	<b>8</b>

Boston	ab	r	h	bi
Reed 2b-ss	3	0	0	0
Quintana 1b	4	0	0	0
Boggs 3b	4	1	1	1
Burks cf	4	0	1	0
Greenwell lf	4	0	0	0
Evans dh	2	0	0	0
Brunansky rf	3	0	1	0
Pena c	3	0	0	0
Rivera ss	2	0	1	0
Marshall ph	1	0	1	0
Kutcher pr	0	0	0	0
Barrett 2b	0	0	0	0
<b>Totals</b>	<b>30</b>	<b>1</b>	<b>5</b>	<b>1</b>

Oakland	000	000	117	9	13	0
Boston	000	100	000	1	5	1

**E** — Gray. **DP** — Oakland 1, Boston 1. **LOB** — Oakland 11, Boston 4. **2B** — Lansford, Burks. **HR** — Boggs. **SB** — Canseco, R. Henderson, McGee. **SH** — Reed, Baines, McGee. **SF** — R. Henderson, Canseco.

Oakland	ip	h	r	er	bb	so
Stewart (W)	8.0	4	1	1	1	3
Eckersley	1.0	1	0	0	0	0
Boston	ip	h	r	er	bb	so
Clemens	6.0	4	0	0	4	4
Andersen (L)	1.0	2	2	2	1	0
Bolton	0.1	0	0	0	0	0
Gray	0.2	3	2	1	1	0
Lamp	0.1	2	4	4	2	0
Murphy	0.2	2	1	1	1	0

Andersen pitched to one batter in eighth.  
Gray pitched to two batters in ninth.  
**WP** — Clemens. **PB** — Pena.  
**T** — 3:26. **A** — 35,192  
**Umpires** — Garcia, Hirschbeck, Evans, Cooney, Voltaggio and McCoy.

Oakland	ab	r	h	bi
R. Henderson lf	5	0	1	0
McGee cf	5	2	2	0
Canseco rf	3	1	1	0
Baines dh	5	0	2	3
Blankenship pr	0	0	0	0
McGwire 1b	5	0	2	1
Lansford 3b	5	0	3	0
Hassey c	3	0	1	0
Weiss ss	4	0	0	0
Randolph 2b	0	0	0	0
Gallego 2b-ss	3	1	1	0
<b>Totals</b>	<b>38</b>	<b>4</b>	<b>13</b>	<b>4</b>

Boston	ab	r	h	bi
Reed 2b-ss	4	0	1	0
Quintana 1b	3	0	0	1
Boggs 3b	4	0	2	0
Burks cf	3	0	1	0
Greenwell lf	3	0	0	0
Evans dh	4	0	1	0
Brunansky rf	3	0	0	0
Pena c	4	0	0	0
Rivera ss	2	1	1	0
Marshall ph	1	0	0	0
Barrett 2b	0	0	0	0
Heep ph	1	0	0	0
<b>Totals</b>	<b>32</b>	<b>1</b>	<b>6</b>	<b>1</b>

Oakland	000	100	102	4	13	1
Boston	001	000	000	1	6	0

**E** — Weiss. **DP** — Oakland 1, Boston 2. **LOB** — Oakland 12, Boston 8. **2B** — Evans, Rivera, McGee, Baines. **SB** — Burks, McGee. **SF** — Quintana.

Oakland	ip	h	r	er	bb	so
Welch (W)	7.1	6	1	1	3	4
Honeycutt	0.1	0	0	0	0	0
Eckersley (S)	1.1	0	0	0	0	2
Boston	ip	h	r	er	bb	so
Kiecker	5.2	6	1	1	1	2
Harris (L)	0.1	3	1	1	0	0
Andersen	1.0	1	0	0	1	1
Reardon	2.0	3	2	2	1	0

Harris pitched to two batters in seventh.  
Andersen pitched to one batter in eighth.  
**HBP** — by Kiecker (Gallego), by Reardon (Hassey).  
**T** — 3:42. **A** — 35,070  
**Umpires** — Hirschbeck, Evans, Cooney, Voltaggio, McCoy and Garcia.

Boston	ab	r	h	bi
Reed 2b-ss	4	0	0	0
Quintana 1b	4	0	0	0
Boggs 3b	4	0	2	0
Burks cf	4	0	1	0
Greenwell lf	3	1	0	0
Evans dh	4	0	2	0
Brunansky rf	3	0	0	1
Pena c	4	0	3	0
Kutcher pr	0	0	0	0
Rivera ss	2	0	0	0
Marshall ph	1	0	0	0
Barrett 2b	0	0	0	0
Heep ph	1	0	0	0
<b>Totals</b>	<b>34</b>	<b>1</b>	<b>8</b>	<b>1</b>

Oakland	ab	r	h	bi
R. Henderson lf	4	0	1	0
Lansford 3b	3	0	0	0
Canseco rf	3	1	0	0
Baines dh	3	2	1	0
McGwire 1b	3	0	0	0
D. Henderson cf	2	0	1	1
Steinbach c	3	1	0	0
Randolph 2b	4	0	2	2
Gallego ss	3	0	1	0
<b>Totals</b>	<b>28</b>	<b>4</b>	<b>6</b>	<b>3</b>

Boston	010	000	000	1	8	3
Oakland	000	202	00x	4	6	0

**E** — Boddicker, Rivera, Pena. **DP** — Boston 1. **LOB** — Boston 8, Oakland 7. **2B** — Boggs. **SB** — Canseco, Baines, D. Henderson. **SH** — Lansford. **SF** — Brunansky, D. Henderson.

Boston	ip	h	r	er	bb	so
Boddicker (L)	8.0	6	4	2	3	7
Oakland	ip	h	r	er	bb	so
Moore (W)	6.0	4	1	1	1	5
Nelson	1.2	3	0	0	0	0
Honeycutt	0.1	0	0	0	0	0
Eckersley (S)	1.0	1	0	0	0	1

**HBP** — by Boddicker (McGwire, D. Henderson).  
**T** — 2:47. **A** — 49,026.  
**Umpires** — Evans, Cooney, Voltaggio, McCoy, Garcia and Hirschbeck.

**Game 4 — October 10**  
**Oakland 3, Boston 1**

<b>Boston</b>	<b>ab</b>	<b>r</b>	<b>h</b>	<b>bi</b>
Burks cf	4	1	1	0
Reed 2b	4	0	1	1
Boggs 3b	4	0	2	0
Greenwell lf	4	0	0	0
Pena c	3	0	0	0
Evans dh	3	0	0	0
Brunansky rf	3	0	0	0
Quintana 1b	2	0	0	0
Rivera ss	3	0	0	0
<b>Totals</b>	<b>30</b>	<b>1</b>	<b>4</b>	<b>1</b>

<b>Oakland</b>	<b>ab</b>	<b>r</b>	<b>h</b>	<b>bi</b>
R. Henderson lf	3	0	1	0
D. Henderson cf	4	0	0	0
Canseco rf	3	0	0	0
Jennings rf	1	0	0	0
Baines dh	3	0	1	0
McGee pr	0	0	0	0
Hassey ph	0	0	0	0
Blankenship pr	0	0	0	0
Lansford 3b	3	1	1	0
Steinbach c	3	0	2	0
McGwire 1b	2	1	0	1
Randolph 2b	2	1	0	0
Gallego ss	3	0	1	2
<b>Totals</b>	<b>27</b>	<b>3</b>	<b>6</b>	<b>3</b>

Boston	000	000	001	1	4	1
Oakland	030	000	00x	3	6	0

**E** – Greenwell. **DP** – Boston 2, Oakland 1. **LOB** – Boston 3, Oakland 5. **2B** – Gallego, Burks. **SB** – R. Henderson, Blankenship. **SH** – Lansford.

<b>Boston</b>	<b>ip</b>	<b>h</b>	<b>r</b>	<b>er</b>	<b>bb</b>	<b>so</b>
Clemens (L)	1.2	3	3	3	1	0
Bolton	2.2	2	0	0	2	3
Gray	2.2	1	0	0	0	2
Andersen	1.0	0	0	0	1	2
<b>Oakland</b>	<b>ip</b>	<b>h</b>	<b>r</b>	<b>er</b>	<b>bb</b>	<b>so</b>
Stewart (W)	8.0	4	1	1	1	1
Honeycutt (S)	1.0	0	0	0	0	0

Stewart pitched to two batters in ninth.

**T** – 3:02. **A** – 49,052.

**Umpires** – Cooney, Voltaggio, McCoy, Garcia, Hirschbeck and Evans.

# 1990 WORLD SERIES

The A's are swept by Cincinnati in the World Series, the fourth sweep in which the A's were involved in six post season series from 1988-90. The Reds outscore the A's 22-8 shutting out Oakland in Game 1 and holding the A's to one run in Game 4. The A's hit .207 as a team led by Rickey Henderson (.333). Dave Stewart posts a 2.77 ERA but loses twice.

Former Athletic Jose Rijo shuts out the A's in Game 1 at Cincinnati, 7-0. He combines with Rob Dibble and Randy Myers on a nine-hit shutout as the A's strand 11. Dave Stewart takes the loss, allowing four runs on three hits and four walks in four innings. The A's lose 5-4 in 10 innings in Game 2 as Dennis Eckersley allows three consecutive hits, including the game winning RBI single to Joe Oliver. Jose Canseco's solo home run highlights the A's three-run third which puts Oakland ahead 4-2 but the Reds score one in the fourth and one in the eighth to tie game. The series moves to Oakland for Game 3 but the Reds win 8-2, scoring seven times in the third inning. Mike Moore allows six runs in 2 2/3 innings for the loss and Scott Sanderson allows two more. Harold Baines hits a two-run home run and Rickey Henderson a solo shot for the A's scoring. Dave Stewart tosses a complete game in Game 4, but the A's lose 2-1 as Jose Rijo and Randy Myers combine on a two-hitter. Carney Lansford has a RBI single in the first. Stewart shuts out the Reds over the first seven innings before Cincinnati scores two in the eighth on a fielders choice and a Hal Morris sacrifice fly.

## FINAL STATISTICS

PLAYER	AVG	G	AB	R	H	TB	2B	3B	HR	RBI	SH	SF	HP	BB	IBB	SO	SB	CS	DP	E	SLG	OBP
Baines	.143	3	7	1	1	4	0	0	1	2	0	0	0	1	1	2	0	0	0	0	.571	.250
Blankenship	.000	1	1	0	0	0	0	0	0	0	0	0	0	0	0	1	0	0	0	0	.000	.000
Bordick	—	3	0	0	0	0	0	0	0	0	0	0	0	0	0	0	0	0	0	0	—	—
Canseco	.083	4	12	1	1	4	0	0	1	2	0	0	0	2	0	3	0	0	1	0	.333	.214
Gallego	.091	4	11	0	1	1	0	0	0	1	0	0	0	1	0	3	1	0	0	1	.091	.167
Hassey	.333	3	6	0	2	2	0	0	1	0	1	0	0	0	0	0	0	0	0	1	.333	.286
Henderson, D.	.231	4	13	2	3	4	1	0	0	0	0	0	0	1	0	3	0	0	0	0	.308	.286
Henderson, R.	.333	4	15	2	5	10	2	0	1	1	0	0	0	3	0	4	3	0	0	0	.667	.444
Jennings	1.000	1	1	0	1	1	0	0	0	0	0	0	0	0	0	0	0	0	0	0	1.000	1.000
Lansford	.267	4	15	0	4	4	0	0	1	1	0	0	0	1	0	0	1	0	0	0	.267	.313
McGee	.200	4	10	1	2	3	1	0	0	0	0	0	0	0	0	2	1	0	1	0	.300	.200
McGwire	.214	4	14	1	3	3	0	0	0	0	0	0	0	2	0	4	0	0	0	2	.214	.313
Quirk	.000	1	3	0	0	0	0	0	0	0	0	0	0	0	0	2	0	0	0	0	.000	.000
Randolph	.267	4	15	0	4	4	0	0	0	0	0	0	0	1	0	0	1	0	0	0	.267	.313
Steinbach	.125	3	8	0	1	1	0	0	0	0	0	0	0	0	0	1	0	0	0	0	.125	.125
Stewart	.000	2	1	0	0	0	0	0	0	0	0	0	0	0	0	1	0	0	0	1	.000	.000
Welch	.000	1	3	0	0	0	0	0	0	0	1	0	0	0	0	2	0	0	0	0	.000	.000
<b>Totals</b>	<b>.207</b>	<b>4</b>	<b>135</b>	<b>8</b>	<b>28</b>	<b>41</b>	<b>4</b>	<b>0</b>	<b>3</b>	<b>8</b>	<b>2</b>	<b>1</b>	<b>0</b>	<b>12</b>	<b>1</b>	<b>28</b>	<b>7</b>	<b>0</b>	<b>2</b>	<b>5</b>	<b>.304</b>	<b>.270</b>

PITCHER	W	L	ERA	G	GS	CG	GF	SHO	SV	IP	H	R	ER	HR	HB	BB	IBB	SO	WP	BK	AVG
Burns	0	0	16.20	2	0	0	0	0	0	1.2	5	3	3	0	0	2	0	0	1	0	.500
Eckersley	0	1	6.75	2	0	0	2	0	0	1.1	3	1	1	0	0	0	0	1	0	0	.429
Honeycutt	0	0	0.00	1	0	0	0	0	0	1.2	2	0	0	0	0	1	1	0	0	0	.286
Klink	0	0	—	1	0	0	0	0	0	0.0	0	0	0	0	0	1	0	0	0	0	—
Moore	0	1	6.75	1	1	0	0	0	0	2.2	8	6	2	2	0	0	0	1	0	0	.500
Nelson	0	0	0.00	2	0	0	0	0	0	5.0	3	0	0	0	0	2	0	0	0	0	.188
Sanderson	0	0	10.80	2	0	0	0	0	0	1.2	4	2	2	0	0	1	0	0	1	0	.500
Stewart	0	2	3.46	2	2	1	0	0	0	13.0	10	6	5	1	1	6	0	5	0	0	.222
Welch	0	0	4.91	1	1	0	0	0	0	7.1	9	4	4	0	0	2	0	2	0	0	.310
Young	0	0	0.00	1	0	0	1	0	0	1.0	1	0	0	0	0	0	0	0	0	0	.250
<b>Totals</b>	<b>0</b>	<b>4</b>	<b>3.57</b>	<b>4</b>	<b>4</b>	<b>1</b>	<b>3</b>	<b>0</b>	<b>0</b>	<b>35.1</b>	<b>45</b>	<b>22</b>	<b>14</b>	<b>3</b>	<b>1</b>	<b>15</b>	<b>1</b>	<b>9</b>	<b>2</b>	<b>0</b>	<b>.317</b>

**Game 1 — October 16**  
Cincinnati 7, Oakland 0

**Game 2 — October 17**  
Cincinnati 5, Oakland 4

**Game 3 — October 19**  
Cincinnati 8, Oakland 3

Oakland	ab	r	h	bi
R. Henderson lf	5	0	3	0
McGee cf	5	0	1	0
Canseco rf	2	0	0	0
McGwire 1b	3	0	0	0
Lansford 3b	4	0	2	0
Steinbach c	4	0	1	0
Randolph 2b	4	0	1	0
Gallego ss	4	0	0	0
Stewart p	1	0	0	0
Jennings ph	1	0	1	0
Burns p	0	0	0	0
Nelson p	0	0	0	0
Hassey ph	1	0	0	0
Sanderson p	0	0	0	0
Eckersley p	0	0	0	0
D. Henderson ph	1	0	0	0
<b>Totals</b>	<b>35</b>	<b>0</b>	<b>9</b>	<b>0</b>

Cincinnati	ab	r	h	bi
Larkin ss	4	1	0	0
Hatcher cf	3	3	3	1
O'Neill rf	2	1	0	1
Davis lf	4	2	2	3
Morris 1b	4	0	1	0
Sabo 3b	3	0	1	2
Oliver c	4	0	1	0
Duncan 2b	3	0	1	0
Rijo p	3	0	1	0
Dibble p	0	0	0	0
Benzinger ph	1	0	0	0
Myers p	0	0	0	0
<b>Totals</b>	<b>31</b>	<b>7</b>	<b>10</b>	<b>7</b>

Oakland	000	000	000	0	9	1
Cincinnati	202	030	00x	7	10	0

E — Gallego. **DP** — Oakland 2, Cincinnati 1. **LOB** — Oakland 11, Cincinnati 6. **2B** — R. Henderson 2, Hatcher 2. **HR** — Davis. **SB** — McGee, Lansford.

Oakland	ip	h	r	er	bb	so
Stewart (L)	4.0	3	4	3	4	3
Burns	0.2	4	3	3	1	0
Nelson	1.1	2	0	0	1	0
Sanderson	1.0	1	0	0	0	0
Eckersley	1.0	0	0	0	0	1
<b>Cincinnati</b>	<b>ip</b>	<b>h</b>	<b>r</b>	<b>er</b>	<b>bb</b>	<b>so</b>
Rijo (W)	7.0	7	0	0	2	5
Dibble	1.0	1	0	0	1	0
Myers	1.0	1	0	0	0	2

**WP** — Dibble.  
T — 2:38. **A** — 55,830  
**Umpires** — Pulli, Roe, Quick, Hendry, Marsh and Barnett.

Oakland	ab	r	h	bi
R. Henderson lf	4	1	1	0
Lansford 3b	4	0	1	0
Canseco rf	5	1	1	2
McGwire 1b	4	1	2	0
D. Henderson cf	4	1	2	0
Steinbach c	0	0	0	0
Randolph 2b	4	0	0	0
Hassey c	4	0	2	1
Bordick pr-ss	0	0	0	0
Gallego ss	4	0	1	1
Baines ph	1	0	0	0
Eckersley p	0	0	0	0
Welch p	3	0	0	0
Honeycutt p	0	0	0	0
McGee cf	0	0	0	0
<b>Totals</b>	<b>37</b>	<b>4</b>	<b>10</b>	<b>4</b>

Cincinnati	ab	r	h	bi
Larkin ss	5	1	3	0
Hatcher cf	4	2	4	1
O'Neill rf	4	0	0	0
Davis lf	5	0	0	1
Morris 1b	3	0	0	0
Braggs ph	1	0	0	1
Dibble p	0	0	0	0
Bates ph	1	1	1	0
Sabo 3b	5	0	3	0
Oliver c	5	1	2	1
Duncan 2b	3	0	0	0
Jackson p	1	0	0	0
Scudder p	0	0	0	0
Aester ph	1	0	1	1
Armstrong p	0	0	0	0
Winningham ph	1	0	0	0
Charlton p	0	0	0	0
Benzinger 1b	1	0	0	0
<b>Totals</b>	<b>40</b>	<b>5</b>	<b>14</b>	<b>5</b>

One out when winning run scored  
Oakland 103 000 000 0 410 2  
Cincinnati 200 100 010 1 514 2

E — Jackson, Oliver, Hassey, McGwire.  
**DP** — Cincinnati 1. **LOB** — Oakland 10, Cincinnati 10. **2B** — Larkin, Hatcher 2, Oliver. **3B** — Hatcher. **HR** — Canseco. **SB** — R. Henderson. **SH** — Lansford, Welch. **SF** — Hassey.

Oakland	ip	h	r	er	bb	so
Welch	7.1	9	4	4	2	2
Honeycutt	1.2	2	0	0	1	0
Eckersley (L)	0.1	3	1	1	0	0
<b>Cincinnati</b>	<b>ip</b>	<b>h</b>	<b>r</b>	<b>er</b>	<b>bb</b>	<b>so</b>
Jackson	2.2	6	4	3	2	0
Scudder	1.1	0	0	0	2	2
Armstrong	3.0	1	0	0	0	3
Charlton	1.0	1	0	0	0	0
Dibble (W)	2.0	2	0	0	0	2

T — 3:31. **A** — 55,832  
**Umpires** — Roe, Quick, Hendry, Marsh, Barnett and Pulli.

Cincinnati	ab	r	h	bi
Larkin ss	5	0	2	1
Hatcher cf	5	1	2	0
O'Neill rf	3	1	1	0
Davis lf	5	1	2	1
Morris dh	4	0	0	1
Sabo 3b	4	2	2	3
Benzinger 1b	5	1	2	0
Oliver c	5	1	2	1
Duncan 2b	4	1	1	1
<b>Totals</b>	<b>40</b>	<b>8</b>	<b>14</b>	<b>8</b>

Oakland	ab	r	h	bi
R. Henderson lf	3	1	1	1
Lansford 3b	3	0	0	0
Canseco rf	4	0	0	0
D. Henderson cf	4	1	1	0
Baines dh	4	1	1	2
McGwire 1b	4	0	1	0
Steinbach c	4	0	0	0
Randolph 2b	4	0	3	0
Gallego ss	2	0	0	0
McGee ph	1	0	0	0
Bordick ss	0	0	0	0
Blankenship ph	1	0	0	0
<b>Totals</b>	<b>34</b>	<b>3</b>	<b>7</b>	<b>3</b>

Cincinnati	017	000	000	8	14	1
Oakland	021	000	000	3	7	1

E — McGwire, Oliver. **DP** — Oakland 2. **LOB** — Cincinnati 9, Oakland 6. **2B** — D. Henderson, Oliver. **3B** — Larkin. **HR** — Sabo 2, Baines, R. Henderson. **SB** — Duncan, O'Neill, R. Henderson, Randolph.

Cincinnati	ip	h	r	er	bb	so
Browning (W)	6.0	6	3	3	2	2
Dibble	1.2	0	0	0	0	2
Myers	1.1	1	0	0	0	1
<b>Oakland</b>	<b>ip</b>	<b>h</b>	<b>r</b>	<b>er</b>	<b>bb</b>	<b>so</b>
Moore (L)	2.2	8	6	2	0	1
Sanderson	0.2	3	2	2	1	0
Klink	0.0	0	0	0	1	0
Nelson	3.2	1	0	0	1	0
Burns	1.0	1	0	0	1	0
Young	1.0	1	0	0	0	0

Klink pitched to one batter in fourth. Browning pitched to one batter in seventh.  
**WP** — Sanderson, Burns.  
T — 3:01. **A** — 48,269.  
**Umpires** — Quick, Hendry, Marsh, Froemming, Pulli and Roe.

**Game 4 — October 20**  
**Cincinnati 2, Oakland 1**

<b>Cincinnati</b>	<b>ab</b>	<b>r</b>	<b>h</b>	<b>bi</b>
Larkin ss	3	1	1	0
Hatcher cf	0	0	0	0
Winningham cf	3	1	2	0
O'Neill rf	3	0	0	0
Davis lf	0	0	0	0
Braggs ph-lf	3	0	0	1
Morris dh	3	0	0	1
Sabo 3b	4	0	3	0
Benzinger 1b	4	0	0	0
Oliver c	4	0	1	0
Duncan 2b	4	0	0	0
<b>Totals</b>	<b>31</b>	<b>2</b>	<b>7</b>	<b>2</b>

<b>Oakland</b>	<b>ab</b>	<b>r</b>	<b>h</b>	<b>bi</b>
R. Henderson lf	3	0	0	0
McGee rf	4	1	1	0
D. Henderson cf	4	0	0	0
Baines dh	2	0	0	0
Canseco ph	1	0	0	0
Lansford 3b	4	0	1	1
Quirk c	3	0	0	0
McGwire 1b	3	0	0	0
Randolph 2b	3	0	0	0
Gallego ss	1	0	0	0
Hassey ph	1	0	0	0
Bordick ss	0	0	0	0
<b>Totals</b>	<b>29</b>	<b>1</b>	<b>2</b>	<b>1</b>

Cincinnati	000	000	020	2	7	1
Oakland	100	000	000	1	2	1

**E** – Oliver, Stewart. **DP** – Oakland 1.  
**LOB** – Cincinnati 7, Oakland 4. **2B** –  
 McGee, Oliver, Sabo. **SB** – Gallego, R.  
 Henderson. **SH** – O'Neill. **SF** – Morris.

<b>Cincinnati</b>	<b>ip</b>	<b>h</b>	<b>r</b>	<b>er</b>	<b>bb</b>	<b>so</b>
Rijo (W)	8.1	2	1	1	3	9
Myers (S)	0.2	0	0	0	0	0
<b>Oakland</b>	<b>ip</b>	<b>h</b>	<b>r</b>	<b>er</b>	<b>bb</b>	<b>so</b>
Stewart (L)	9.0	7	2	1	2	2

**HBP** – by Stewart (Hatcher).  
**T** – 2:48. **A** – 48,613.  
**Umpires** – Hendry, Marsh, Froemming,  
 Pulli, Roe and Quick.

# 1992 ALCS

The A's return to the ALCS for the fourth time in the last five years, but lose for the first time during that stretch as Toronto wins the series, 4-2. The A's hit .251 as a team led by Harold Baines (.440) and Jerry Browne (.400). Ruben Sierra leads Oakland with seven RBI. Dave Stewart has one of the A's two wins and posts a 2.70 ERA.

The A's open the series with a 4-3 win in Game 1 at Toronto as Harold Baines breaks a 3-3 tie with a ninth inning home run. Oakland scores three in the first on home runs by Mark McGwire and Terry Steinbach but Dave Stewart allows single runs in the fifth, sixth and eighth innings. Toronto comes back to win Game 2, 3-1 as David Cone shuts out the A's over the first eight innings before Baines has a RBI single in the ninth. Mike Moore allows three runs in seven innings for the loss. The Blue Jays win the first game in Oakland, 7-5 as Juan Guzman defeats Ron Darling. The A's collect 13 hits but strand 11 runners. Toronto then goes up 3-1 in the series with a 7-6, 11 inning win in Game 4. The A's score five times in the third and lead 6-1 entering the eighth. The Blue Jays score three times in the eighth and then tie the game on a two-run home run by Roberto Alomar off Dennis Eckersley in the ninth. A Pat Borders sacrifice fly off Kelly Downs in the 11th is the game winner. Dave Stewart keeps the A's alive with a complete game seven hitter as Oakland wins Game 5, 6-2. Jerry Browne provides the offense with four hits and two RBI and Ruben Sierra adds three RBI. The series returns to Toronto for Game 6 and the Blue Jays clinch the A.L. Pennant with a 9-2 win. Mike Moore takes the loss, allowing six runs on seven hits in 2 2/3 innings.

## FINAL STATISTICS

PLAYER	AVG	G	AB	R	H	TB	2B	3B	HR	RBI	SH	SF	HP	BB	IBB	SO	SB	CS	DP	E	SLG	OBP
Baines	.440	6	25	6	11	16	2	0	1	4	1	0	0	0	0	3	0	0	1	0	.640	.440
Blankenship	.231	5	13	2	3	3	0	0	0	0	0	0	3	0	4	1	0	0	2	.231	.375	
Bordick	.053	6	19	1	1	1	0	0	0	0	0	0	0	1	0	2	1	0	1	.053	.100	
Browne	.400	4	10	3	4	4	0	0	0	2	1	0	0	2	0	0	0	0	0	.400	.500	
Fox	.000	4	1	0	0	0	0	0	0	0	0	0	0	1	0	0	2	0	0	.000	.500	
Henderson	.261	6	23	5	6	6	0	0	0	1	0	0	0	4	0	4	2	0	0	.261	.370	
Lansford	.167	5	18	0	3	3	0	0	0	1	0	0	0	1	0	1	0	0	1	.167	.211	
McGwire	.150	6	20	1	3	6	0	0	1	3	1	0	1	5	2	4	0	0	1	.300	.346	
Quirk	.000	1	1	0	0	0	0	0	0	0	0	0	0	0	0	0	0	0	0	.000	.000	
Ready	.000	1	1	0	0	0	0	0	0	0	0	0	0	0	0	1	0	0	0	.000	.000	
Sierra	.333	6	24	4	8	15	2	1	1	7	0	2	0	2	0	1	1	2	1	.625	.357	
Steinbach	.292	6	24	1	7	10	0	0	1	5	0	0	0	2	0	7	0	0	1	.417	.346	
Weiss	.167	3	6	1	1	1	0	0	0	0	0	0	0	2	0	1	2	0	0	.167	.375	
Wilson	.227	6	22	0	5	6	1	0	0	0	0	0	0	1	0	5	7	0	0	.273	.261	
<b>Totals</b>	<b>.251</b>	<b>6</b>	<b>207</b>	<b>24</b>	<b>52</b>	<b>71</b>	<b>5</b>	<b>1</b>	<b>4</b>	<b>23</b>	<b>3</b>	<b>2</b>	<b>1</b>	<b>24</b>	<b>2</b>	<b>33</b>	<b>16</b>	<b>2</b>	<b>5</b>	<b>.343</b>	<b>.329</b>	

PITCHER	W	L	ERA	G	GS	CG	GF	SHO	SV	IP	H	R	ER	HR	HB	BB	IBB	SO	WP	BK	AVG
Corsi	0	0	0.00	3	0	0	0	0	0	2.0	2	0	0	0	0	3	0	0	0	0	.286
Darling	0	1	3.00	1	1	0	0	0	0	6.0	4	3	2	2	0	2	0	3	2	0	.200
Downs	0	1	3.86	2	0	0	1	0	0	2.1	3	3	1	0	0	1	0	0	0	0	.300
Eckersley	0	0	6.00	3	0	0	2	0	1	3.0	8	2	2	1	0	0	0	2	0	0	.471
Honeycutt	0	0	0.00	2	0	0	0	0	0	2.0	0	0	0	0	0	0	0	1	0	0	.000
Moore	0	2	7.45	2	2	0	0	0	0	9.2	11	9	8	3	0	5	1	7	0	0	.282
Parrett	0	0	11.57	3	0	0	1	0	0	2.1	6	3	3	0	0	0	0	1	0	0	.600
Russell	1	0	9.00	3	0	0	0	0	0	2.0	2	2	2	0	0	4	0	0	1	0	.222
Stewart	1	0	2.70	2	2	1	0	0	0	16.2	14	5	5	3	0	6	0	7	0	0	.233
Welch	0	0	2.57	1	1	0	0	0	0	7.0	7	2	2	1	0	1	0	7	0	0	.250
Witt	0	0	18.00	1	0	0	1	0	0	1.0	2	2	2	0	0	1	0	1	0	0	.500
<b>Totals</b>	<b>2</b>	<b>4</b>	<b>4.50</b>	<b>6</b>	<b>6</b>	<b>1</b>	<b>5</b>	<b>0</b>	<b>1</b>	<b>54.0</b>	<b>59</b>	<b>31</b>	<b>27</b>	<b>10</b>	<b>0</b>	<b>23</b>	<b>1</b>	<b>29</b>	<b>3</b>	<b>0</b>	<b>.281</b>

**Game 1 — October 7**  
Oakland 4, Toronto 3

**Game 2 — October 8**  
Toronto 3, Oakland 1

**Game 3 — October 10**  
Toronto 7, Oakland 5

Oakland	ab	r	h	bi
Henderson lf	2	0	0	0
Lansford 3b	4	0	0	0
Sierra rf	4	0	0	0
Baines dh	4	2	3	1
McGwire 1b	3	1	1	2
Steinbach c	4	1	1	1
Wilson cf	4	0	1	0
Bordick ss	4	0	0	0
Blankenship 2b	2	0	0	0
<b>Totals</b>	<b>31</b>	<b>4</b>	<b>6</b>	<b>4</b>

Oakland	ab	r	h	bi
Henderson lf	4	0	0	0
Lansford 3b	4	0	0	0
Sierra rf	3	1	1	0
Baines dh	4	0	2	1
Fox pr-dh	0	0	0	0
McGwire 1b	4	0	0	0
Steinbach c	4	0	1	0
Wilson cf	4	0	1	0
Bordick 2b	2	0	0	0
Weiss ss	2	0	1	0
<b>Totals</b>	<b>31</b>	<b>1</b>	<b>6</b>	<b>1</b>

Toronto	ab	r	h	bi
White cf	3	0	1	0
Alomar 2b	5	1	1	1
Carter rf	5	0	1	0
Winfield dh	4	2	1	1
Olerud 1b	5	1	1	0
Maldonado lf	3	1	2	2
Gruber 3b	4	0	0	0
Borders c	4	1	1	0
Lee ss	3	1	1	2
<b>Totals</b>	<b>36</b>	<b>7</b>	<b>9</b>	<b>6</b>

Toronto	ab	r	h	bi
White cf	3	0	1	0
Alomar 2b	4	0	1	0
Carter rf-1b	4	0	1	0
Winfield dh	4	2	2	1
Olerud 1b	3	0	1	1
Bell pr-rf	0	0	0	0
Maldonado lf	4	0	0	0
Gruber 3b	4	0	0	0
Borders c	4	1	1	1
Lee ss	3	0	1	0
Sprague ph	1	0	1	0
Griffin pr	0	0	0	0
<b>Totals</b>	<b>34</b>	<b>3</b>	<b>9</b>	<b>3</b>

Toronto	ab	r	h	bi
White cf	3	0	0	0
Alomar 2b	3	0	1	0
Carter rf	3	0	0	0
Winfield dh	3	0	0	0
Olerud 1b	3	0	0	0
Maldonado lf	2	1	0	0
Gruber 3b	3	2	2	2
Borders c	3	0	1	0
Lee ss	2	0	0	1
<b>Totals</b>	<b>25</b>	<b>3</b>	<b>4</b>	<b>3</b>

Oakland	ab	r	h	bi
Henderson lf	4	1	1	0
Lansford 3b	5	0	1	0
Sierra rf	4	1	2	2
Baines dh	5	2	2	1
McGwire 1b	4	0	1	0
Steinbach c	4	0	3	2
Wilson cf	4	0	2	0
Bordick 2b	2	0	0	0
Browne ph	0	0	0	0
Blankenship pr-2b	1	0	1	0
Weiss ss	4	1	0	0
<b>Totals</b>	<b>37</b>	<b>5</b>	<b>13</b>	<b>5</b>

Oakland	030	000	001	4	6	1
Toronto	000	011	010	3	9	0

Oakland	000	000	001	1	6	0
Toronto	000	020	10x	3	4	0

Toronto	010	110	211	7	9	1
Oakland	000	200	210	5	13	3

**E** – Henderson. **DP** – Oakland 2, Toronto 2. **LOB** – Oakland 4, Toronto 7. **2B** – Winfield. **HR** – McGwire, Steinbach, Borders, Winfield, Baines. **SB** – Wilson, Alomar.

**DP** – Oakland 1, Toronto 1. **LOB** – Oakland 6, Toronto 4. **2B** – Wilson, Gruber. **3B** – Sierra. **HR** – Gruber. **SB** – Wilson 3, Weiss 2, Bordick, Alomar, Carter. **CS** – White, Sierra. **SF** – Lee.

**E** – Lee, Lansford, Blankenship 2. **DP** – Toronto 2, Oakland 1. **LOB** – Toronto 7, Oakland 11. **2B** – White, Sierra. **3B** – Lee. **HR** – Alomar, Maldonado. **SB** – Carter, Wilson 2, Henderson. **CS** – Maldonado, White. **SF** – Sierra.

Oakland	ip	h	r	er	bb	so
Stewart	7.2	7	3	3	3	2
Russell (W)	0.1	1	0	0	0	0
Eckersley (S)	1.0	1	0	0	0	0
<b>Toronto</b>	<b>ip</b>	<b>h</b>	<b>r</b>	<b>er</b>	<b>bb</b>	<b>so</b>
Morris (L)	9.0	6	4	4	4	4

Oakland	ip	h	r	er	bb	so
Moore (L)	7.0	4	3	3	4	3
Corsi	0.2	0	0	0	1	0
Parrett	0.1	0	0	0	0	0
<b>Toronto</b>	<b>ip</b>	<b>h</b>	<b>r</b>	<b>er</b>	<b>bb</b>	<b>so</b>
Cone (W)	8.0	5	1	1	3	6
Henke (S)	1.0	1	0	0	0	1

Toronto	ip	h	r	er	bb	so
Guzman (W)	6.0	7	2	2	3	3
Ward	1.0	3	2	2	1	1
Timlin	0.1	2	1	1	0	0
Henke (S)	1.2	1	0	0	0	0
<b>Oakland</b>	<b>ip</b>	<b>h</b>	<b>r</b>	<b>er</b>	<b>bb</b>	<b>so</b>
Darling (L)	6.0	4	3	2	2	3
Downs	1.0	2	2	0	0	0
Corsi	0.1	0	0	0	0	0
Russell	0.2	1	2	2	3	0
Honeycutt	0.2	0	0	0	0	0
Eckersley	0.1	2	0	0	0	1

**WP** – Morris.  
**T** – 2:47. **A** – 51,039  
**Umpires** – Denkinger, Young, Clark, Merrill, Brinkman and Coble

**T** – 2:58. **A** – 51,114  
**Umpires** – Young, Clark, Merrill, Brinkman, Coble and Denkinger

Russell pitched to one batter in the ninth.  
**HBP** – by Guzman (McGwire). **WP** – Darling 2, Russell  
**T** – 3:40. **A** – 46,911  
**Umpires** – Clark, Merrill, Brinkman, Coble, Denkinger and Young



**Game 4 — October 11**  
**Toronto 7, Oakland 6 (11)**

**Game 5 — October 12**  
**Oakland 6, Toronto 2**

**Game 6 — October 14**  
**Toronto 9, Oakland 2**

Toronto	ab	r	h	bi
White cf	6	1	2	0
Alomar 2b	5	2	4	2
Carter rf-1b	6	1	2	1
Winfield dh	6	1	1	0
Olerud 1b	5	1	4	2
Bell pr-rf	0	1	0	0
Maldonado lf	5	0	2	1
Gruber 3b	5	0	0	0
Borders c	5	0	1	1
Lee ss	3	0	1	0
Sprague ph	1	0	0	0
Griffin ss	2	0	0	0
<b>Totals</b>	<b>49</b>	<b>7</b>	<b>17</b>	<b>7</b>

Oakland	ab	r	h	bi
Henderson lf	6	2	3	1
Browne cf	2	1	0	0
Wilson cf	2	0	0	0
Sierra rf	4	0	2	2
Baines dh	5	1	2	1
Fox pr-dh	1	0	0	0
McGwire 1b	4	0	0	0
Steinbach c	4	0	0	1
Lansford 3b	5	0	2	1
Bordick ss	5	1	1	0
Blankenship 2b	4	1	2	0
<b>Totals</b>	<b>42</b>	<b>6</b>	<b>12</b>	<b>6</b>

Toronto	010	000	032	01	717	4
Oakland	005	001	000	00	612	2

E – Lee 2, Borders, White, McGwire, Henderson. **DP** – Toronto 2. **LOB** – Toronto 14, Oakland 11. **2B** – Alomar, Olerud, Sierra, Baines. **HR** – Olerud, Alomar. **SB** – Alomar, Blankenship, Henderson, Fox. **SH** – Browne, McGwire. **SF** – Borders, Sierra.

Toronto	ip	h	r	er	bb	so
Morris	3.1	5	5	5	5	2
Stottlemire	3.2	3	1	1	0	1
Timlin	1.0	2	0	0	0	1
Ward (W)	2.0	1	0	0	0	0
Henke (S)	1.0	1	0	0	0	0
<b>Oakland</b>	<b>ip</b>	<b>h</b>	<b>r</b>	<b>er</b>	<b>bb</b>	<b>so</b>
Welch	7.0	7	2	2	1	7
Parrett	0.0	2	2	2	0	0
Eckersley	1.2	5	2	2	0	1
Corsi	1.0	2	0	0	2	0
Downs (L)	1.1	1	1	1	1	0

Welch pitched to one batter in the eighth. Parrett pitched to two batters in the eighth.

T – 4:25. A – 47,732

**Umpires** – Merrill, Brinkman, Coble, Denkinger, Young and Clark.

Toronto	ab	r	h	bi
White cf	4	0	3	1
Alomar 2b	4	0	1	0
Carter rf	3	0	0	0
Winfield dh	3	1	2	1
Olerud 1b	4	0	0	0
Maldonado lf	4	0	0	0
Gruber 3b	3	1	0	0
Borders c	4	0	1	0
Lee ss	3	0	0	0
<b>Totals</b>	<b>32</b>	<b>2</b>	<b>7</b>	<b>2</b>

Oakland	ab	r	h	bi
Henderson lf	3	2	2	0
Fox pr-lf	0	0	0	0
Browne 3b	4	2	4	2
Sierra rf	4	1	2	3
Baines dh	3	0	0	0
McGwire 1b	1	0	0	0
Steinbach c	4	0	0	0
Wilson cf	4	0	0	0
Bordick ss	4	0	0	0
Blankenship 2b	4	1	0	0
<b>Totals</b>	<b>31</b>	<b>6</b>	<b>8</b>	<b>5</b>

Toronto	000	100	100	2	7	3
Oakland	201	030	00x	6	8	0

E – Cone, Gruber, Carter. **DP** – Oakland 1. **LOB** – Toronto 6, Oakland 6. **2B** – White. **HR** – Sierra, Winfield. **CS** – Sierra, White. **SH** – Baines.

Toronto	ip	h	r	er	bb	so
Cone (L)	4.0	6	6	3	2	3
Key	3.0	2	0	0	2	1
Eichhorn	1.0	0	0	0	0	0
<b>Oakland</b>	<b>ip</b>	<b>h</b>	<b>r</b>	<b>er</b>	<b>bb</b>	<b>so</b>
Stewart (W)	9.0	7	2	2	3	5

Cone pitched to four batters in the fifth. **PB** – Borders. T – 2:51. A – 44,955 **Umpires** – Brinkman, Coble, Denkinger, Young, Clark and Merrill.

Oakland	ab	r	h	bi
Henderson lf	4	0	0	0
Quirk ph	1	0	0	0
Browne 3b	4	0	0	0
Lansford 3b	0	0	0	0
Sierra rf	5	1	1	0
Baines dh	4	1	2	0
McGwire 1b	4	0	1	1
Steinbach c	4	0	2	1
Wilson cf	4	0	1	0
Bordick ss	2	0	0	0
Fox ph	0	0	0	0
Weiss ss	0	0	0	0
Blankenship 2b	2	0	0	0
Ready ph	1	0	0	0
<b>Totals</b>	<b>35</b>	<b>2</b>	<b>7</b>	<b>2</b>

Toronto	ab	r	h	bi
White cf	4	1	1	1
Alomar 2b	5	1	3	1
Carter rf	5	1	1	2
Winfield dh	4	1	0	0
Olerud 1b	3	2	2	1
Maldonado lf	4	1	2	3
Gruber 3b	3	0	0	0
Borders c	2	1	2	1
Lee ss	4	1	2	0
<b>Totals</b>	<b>34</b>	<b>9</b>	<b>13</b>	<b>9</b>

Oakland	000	001	010	2	7	1
Toronto	204	010	02x	9	13	0

E – Henderson. **LOB** – Oakland 10, Toronto 7. **2B** – Baines, Olerud, Lee. **HR** – Carter, Maldonado. **SB** – Wilson, Sierra, Fox, Alomar 2. **CS** – White. **SH** – Gruber. **SF** – Borders, White.

Oakland	ip	h	r	er	bb	so
Moore (L)	2.2	7	6	5	1	4
Parrett	2.0	4	1	1	0	1
Honeycutt	1.1	0	0	0	0	1
Russell	1.0	0	0	0	1	0
Witt	1.0	2	2	2	1	1
<b>Toronto</b>	<b>ip</b>	<b>h</b>	<b>r</b>	<b>er</b>	<b>bb</b>	<b>so</b>
Guzman (W)	7.0	5	1	1	2	8
Ward	1.0	2	1	1	0	1
Henke	1.0	0	0	0	2	1

**PB** – Borders 2.

T – 3:15. A – 51,335

**Umpires** – Coble, Denkinger, Young, Clark, Merrill and Brinkman

# 2000 ALDS

The A's return to post season play for the first time since 1992 and take the eventual World Champion New York Yankees to five games before losing the series, 3-2. The A's outscore New York 23-19, thanks to an 11-1 win in Game 4. Oakland hits .263 as a team led by Ramon Hernandez (.375). The pitching staff compiles a 3.48 ERA led by Jim Mecir who tossed 5 1/3 shutout innings in retiring 16 of the 17 hitters he faces.

The A's open the series with a 5-3 win in Oakland as Ramon Hernandez has a RBI double in the sixth inning to break a 3-3 tie. Trailing 2-0 after four innings, the A's score three times in the fifth, beginning with a Hernandez RBI single. Gil Heredia allows three runs in six innings for the win. The Yankees come back to win Game 2 as Andy Pettitte and Mariano Rivera combine to shutout the A's on six hits. The series moves to New York for Game 3 and the Yankees win their second straight with a 4-2 victory. Tim Hudson goes the distance for the A's but Orlando Hernandez and Rivera combine to limit the A's to two runs on four hits, including a Terrence Long home run. Facing elimination in Game 4, Barry Zito allows one run in 5 2/3 innings to pick up the victory in the A's 11-1 win. Olmedo Saenz hits a three-run home run in the first inning and Ben Grieve adds a two-run single in the A's three-run sixth. Oakland adds another run in the eighth and four more in the ninth, including a two-run double by Eric Chavez. The series returns to Oakland for Game 5 but the Yankees score six times in the first inning off Gil Heredia for a 7-5 win. The A's score twice in the second, once in the third and two more times in the fourth but are shutout on three hits over the final five innings.

## FINAL STATISTICS

PLAYER	AVG	G	AB	R	H	TB	2B	3B	HR	RBI	SH	SF	HP	BB	IBB	SO	SB	CS	DP	E	SLG	OBP
Chavez	.333	5	21	4	7	10	3	0	0	4	0	0	0	0	0	5	0	0	1	0	.476	.333
Christenson	.500	2	2	0	1	1	0	0	0	1	0	0	0	0	0	1	0	0	0	0	.500	.500
Fasano	—	1	0	0	0	0	0	0	0	0	0	0	0	0	0	0	0	0	0	0	—	—
Giambi, Ja.	.286	5	14	2	4	4	0	0	0	1	0	1	0	7	1	2	1	0	0	1	.286	.500
Giambi, Je.	.333	4	9	1	3	3	0	0	0	1	0	0	0	2	0	2	0	0	0	0	.333	.455
Grieve	.118	5	17	1	2	2	0	0	0	2	0	0	0	3	0	7	0	0	2	0	.118	.250
Hernandez	.375	5	16	3	6	8	2	0	0	3	1	0	1	0	0	3	0	0	0	1	.500	.412
Long	.158	5	19	2	3	6	0	0	1	1	0	0	0	3	0	2	0	0	2	1	.316	.273
Menechino	—	1	0	0	0	0	0	0	0	0	0	0	0	0	0	0	0	0	0	0	—	—
Piatt	.167	3	6	2	1	1	0	0	0	0	0	0	0	0	0	1	0	0	0	0	.167	.167
Porter	1.000	2	1	0	1	1	0	0	0	1	0	0	0	0	0	0	0	0	0	0	1.000	1.000
Saenz	.231	4	13	1	3	6	0	0	1	4	0	1	1	0	0	2	0	0	1	0	.462	.267
Stairs	.111	3	9	0	1	2	1	0	0	0	0	0	0	0	0	1	0	0	0	0	.222	.111
Tejada	.350	5	20	5	7	9	2	0	0	1	0	0	0	2	0	2	1	0	0	0	.450	.409
Velarde	.250	5	20	2	5	6	1	0	0	3	0	0	0	2	0	3	1	0	0	2	.300	.318
<b>Totals</b>	<b>.263</b>	<b>5</b>	<b>167</b>	<b>23</b>	<b>44</b>	<b>59</b>	<b>9</b>	<b>0</b>	<b>2</b>	<b>22</b>	<b>1</b>	<b>2</b>	<b>2</b>	<b>19</b>	<b>1</b>	<b>31</b>	<b>3</b>	<b>0</b>	<b>6</b>	<b>5</b>	<b>.353</b>	<b>.342</b>

PITCHER	W	L	ERA	G	GS	CG	GF	SHO	SV	IP	H	R	ER	HR	HB	BB	IBB	SO	WP	BK	AVG
Appler	0	1	3.48	2	1	0	0	0	0	10.1	10	4	4	1	0	6	1	13	0	0	.250
Heredia	1	1	12.79	2	2	0	0	0	0	6.1	11	9	9	0	1	3	0	3	0	0	.407
Hudson	0	1	3.38	1	1	1	0	0	0	8.0	6	4	3	0	0	4	0	5	0	0	.194
Isringhausen	0	0	0.00	2	0	0	2	0	0	2.0	1	0	0	0	0	0	0	3	0	0	.143
Jones	0	0	0.00	2	0	0	2	0	0	1.1	1	0	0	0	0	0	0	1	0	0	.200
Magnante	0	0	0.00	2	0	0	0	0	0	3.0	1	0	0	0	0	0	0	2	0	0	.111
Mecir	0	0	0.00	3	0	0	0	0	0	5.1	1	0	0	0	0	0	0	2	0	0	.059
Tam	0	0	0.00	3	0	0	0	0	0	2.0	3	1	0	0	0	1	1	1	0	0	.333
Zito	1	0	1.59	1	1	0	0	0	0	5.2	7	1	1	0	0	2	0	5	0	0	.304
<b>Totals</b>	<b>2</b>	<b>3</b>	<b>3.48</b>	<b>5</b>	<b>5</b>	<b>1</b>	<b>4</b>	<b>0</b>	<b>1</b>	<b>44.0</b>	<b>41</b>	<b>19</b>	<b>17</b>	<b>1</b>	<b>1</b>	<b>16</b>	<b>2</b>	<b>35</b>	<b>0</b>	<b>0</b>	<b>.244</b>

**Game 1 — October 3**  
Oakland 5, New York 3

New York	ab	r	h	bi
Knoblauch dh	4	0	1	0
Jeter ss	3	0	0	0
O'Neill rf	4	0	0	0
Williams cf	4	1	2	0
Justice lf	4	0	0	0
Martinez 1b	3	0	1	1
Posada c	3	1	1	0
Sojo 2b	3	1	1	1
Hill ph	1	0	0	0
Brosius 3b	4	0	1	1
<b>Totals</b>	<b>33</b>	<b>3</b>	<b>7</b>	<b>3</b>

Oakland	ab	r	h	bi
Long cf	4	0	1	0
Velarde 2b	3	0	1	1
JaGiambi 1b	2	0	1	0
Grieve lf	3	0	0	0
Christenson lf	0	0	0	0
Tejada ss	4	1	1	0
Stairs rf	4	0	0	0
Chavez 3b	4	2	3	1
JeGiambi dh	2	1	1	0
Saenz ph-dh	1	0	0	0
Hernandez c	4	1	2	2
<b>Totals</b>	<b>31</b>	<b>5</b>	<b>10</b>	<b>4</b>

New York	020	001	000	3	7	0
Oakland	000	031	01x	5	10	2

E – Long, Velarde. DP – New York 2, Oakland 1. LOB – New York 6, Oakland 7. 2B – Williams, Sojo, Brosius, Hernandez. SF – Martinez. SB – Velarde, JaGiambi.

New York	ip	h	r	er	bb	so
Clemens (L)	6.0	7	4	4	4	5
Stanton	1.1	3	1	1	1	0
Nelson	0.2	0	0	0	0	0
<b>Oakland</b>	<b>ip</b>	<b>h</b>	<b>r</b>	<b>er</b>	<b>bb</b>	<b>so</b>
Heredia (W)	6.0	7	3	3	1	3
Tam	0.2	0	0	0	0	1
Mecir	1.1	0	0	0	0	1
Isringhausen (S)	1.0	0	0	0	0	2

HBP – by Heredia (Jeter). WP – Clemens, Stanton.  
T – 3:16. A – 47,360  
Umpires – Welke, Meriwether, McClelland, Schrieber, Clark, Nelson.

**Game 2 — October 4**  
New York 4, Oakland 0

New York	ab	r	h	bi
Jeter ss	5	0	0	0
Posada c	3	0	1	0
Justice lf	3	0	0	0
Bellinger lf	1	0	1	1
Williams cf	5	1	2	0
Martinez 1b	4	0	2	0
O'Neill rf	2	1	0	0
Hill dh	4	1	1	1
Sojo 2b	3	0	1	2
Vizcaino pr-2b	0	1	0	0
Brosius 3b	3	0	0	0
<b>Totals</b>	<b>33</b>	<b>4</b>	<b>8</b>	<b>4</b>

Oakland	ab	r	h	bi
Long cf	4	0	0	0
Velarde 2b	3	0	0	0
JaGiambi 1b	4	0	2	0
Saenz dh	4	0	0	0
Tejada ss	4	0	2	0
Grieve lf	4	0	0	0
Piatt rf	3	0	0	0
Chavez 3b	3	0	1	0
Hernandez c	3	0	1	0
<b>Totals</b>	<b>32</b>	<b>0</b>	<b>6</b>	<b>0</b>

New York	000	003	001	4	8	1
Oakland	000	000	000	0	6	1

E – Sojo, JaGiambi. DP – New York 2, Oakland 1. LOB – New York 9, Oakland 6. 2B – Posada, Bellinger, Williams, Sojo, Tejada, Chavez, Hernandez. SH – Brosius. CS – Williams.

New York	ip	h	r	er	bb	so
Pettitte (W)	7.2	5	0	0	1	3
Rivera (S)	1.1	1	0	0	0	0
<b>Oakland</b>	<b>ip</b>	<b>h</b>	<b>r</b>	<b>er</b>	<b>bb</b>	<b>so</b>
Appier (L)	6.1	6	3	3	5	7
Magnante	1.2	1	0	0	0	1
Tam	0.2	1	1	0	1	0
Jones	0.1	0	0	0	0	0

T – 3:15. A – 47,860  
Umpires – Meriwether, McClelland, Schrieber, Clark, Nelson, Welke.

**Game 3 — October 6**  
New York 4, Oakland 2

Oakland	ab	r	h	bi
Long cf	4	1	2	1
Velarde 2b	4	0	0	0
JaGiambi 1b	2	0	0	0
Chavez 3b	4	0	0	0
Tejada ss	3	1	0	0
Stairs rf	4	0	0	0
Grieve lf	2	0	0	0
JeGiambi dh	4	0	1	1
Hernandez c	3	0	1	0
<b>Totals</b>	<b>30</b>	<b>2</b>	<b>4</b>	<b>2</b>

New York	ab	r	h	bi
Jeter ss	4	0	1	2
Posada c	4	0	0	0
Justice lf	4	0	1	0
Williams cf	4	1	1	0
Martinez 1b	3	1	1	0
O'Neill rf	4	1	1	0
Hill dh	3	0	0	1
Knoblauch, pr-dh	0	0	0	0
Sojo 2b	3	1	1	1
Brosius 3b	2	0	0	0
<b>Totals</b>	<b>31</b>	<b>4</b>	<b>6</b>	<b>4</b>

Oakland	010	010	000	2	4	2
New York	020	100	01x	4	6	1

E – Velarde, Hernandez, Martinez. DP – New York 2. LOB – Oakland 6, New York 7. 2B – Williams HR – Long. CS – Jeter.

Oakland	ip	h	r	er	bb	so
Hudson (L)	8.0	6	4	3	4	5
<b>New York</b>	<b>ip</b>	<b>h</b>	<b>r</b>	<b>er</b>	<b>bb</b>	<b>so</b>
Hernandez (W)	7.0	4	2	2	5	4
Rivera (S)	2.0	0	0	0	0	1

T – 3:12. A – 56,606  
Umpires – Reilly, Winters, Reed, Eddings, Reliford, Danley.

**Game 4 — October 7**  
**Oakland 11, New York 1**

**Game 5 — October 8**  
**New York 7, Oakland 5**

<b>Oakland</b>					<b>New York</b>									
<b>ab</b>	<b>r</b>	<b>h</b>	<b>bi</b>	<b>ab</b>	<b>r</b>	<b>h</b>	<b>bi</b>							
Long cf	4	0	0	0	Knoblauch dh	5	1	2	1					
Velarde 2b	5	2	1	0	Jeter ss	4	1	1	0					
Menechino 2b	0	0	0	0	O'Neill rf	5	1	2	0					
JaGiambi 1b	2	2	0	0	Williams cf	4	0	0	1					
Saenz dh	4	1	2	3	Justice lf	3	2	1	1					
Piatt pr-dh	0	1	0	0	Bellinger lf	0	0	0	0					
Chavez 3b	5	2	2	2	Martinez 1b	5	1	3	3					
Tejada ss	4	2	1	1	Posada c	4	1	1	0					
Grieve lf	4	1	2	2	Sojo 2b	3	0	0	1					
Porter rf	1	0	1	1	Brosius 3b	4	0	2	0					
Je Giambi rf	2	0	1	0	<b>Totals</b>	<b>37</b>	<b>7</b>	<b>12</b>	<b>7</b>					
Christenson pr-lf-rf	2	0	1	1										
Hernandez c	3	0	0	1	<b>Oakland</b>					<b>New York</b>				
<b>Totals</b>	<b>36</b>	<b>11</b>	<b>11</b>	<b>11</b>	<b>ab</b>	<b>r</b>	<b>h</b>	<b>bi</b>						
					Long cf	3	1	0	0					
					Fasano c	0	0	0	0					
					Velarde 2b	5	0	3	2					
					JaGiambi 1b	4	0	1	1					
					Saenz dh	4	0	1	1					
					Tejada ss	5	1	3	0					
					Chavez 3b	5	0	1	1					
					Piatt rf	3	1	1	0					
					JeGiambi ph-rf	1	0	0	0					
					Grieve lf	4	0	0	0					
					Hernandez c	3	2	2	0					
					Stairs ph	1	0	1	0					
					Porter pr-cf	0	0	0	0					
					<b>Totals</b>	<b>38</b>	<b>5</b>	<b>13</b>	<b>5</b>					

Oakland	300	003	014	11	11	0	New York	600	100	000	7	12	0
New York	000	001	000	1	8	0	Oakland	021	200	000	5	13	0

**DP** – Oakland 1, New York 1. **LOB** – Oakland 7, New York 8. **2B** – Velarde, Chavez, Tejada, Posada. **HR** – Saenz. **SH** – Hernandez. **SB** – Tejada.

**LOB** – New York 8, Oakland 10. **2B** – O'Neill, Martinez 2, Chavez, Stairs. **HR** – Justice. **SF** – Williams, Sojo, Ja.Giambi, Saenz. **SB** – Knoblauch.

<b>Oakland</b>							<b>New York</b>						
<b>ip</b>	<b>h</b>	<b>r</b>	<b>er</b>	<b>bb</b>	<b>so</b>		<b>ip</b>	<b>h</b>	<b>r</b>	<b>er</b>	<b>bb</b>	<b>so</b>	
Zito (W)	5.2	7	1	1	2	5	Pettitte	3.2	10	5	5	2	4
Mecir	1.0	0	0	0	0	0	Stanton (W)	2.0	1	0	0	0	3
Magnante	1.1	0	0	0	0	1	Nelson	1.1	0	0	0	0	2
Jones	1.0	1	0	0	0	1	Hernandez	0.1	1	0	0	0	1
<b>New York</b>	<b>ip</b>	<b>h</b>	<b>r</b>	<b>er</b>	<b>bb</b>	<b>so</b>	Rivera (S)	1.2	1	0	0	0	1
Clemens (L)	5.0	6	6	6	4	5	<b>Oakland</b>	<b>ip</b>	<b>h</b>	<b>r</b>	<b>er</b>	<b>bb</b>	<b>so</b>
Stanton	1.0	1	0	0	0	0	Heredia (L)	0.1	4	6	6	2	0
Choate	1.1	0	1	1	1	1	Tam	0.2	2	0	0	0	0
Gooden	1.2	4	4	4	1	1	Appier	4.0	4	1	1	1	6
							Mecir	3.0	1	0	0	0	1
							Isringhausen	1.0	1	0	0	0	1

**HBP** – by Gooden (Saenz, Hernandez). **T** – 3:42. **A** – 56,915

**Umpires** – Winters, Reed, Eddings, Reliford, Danley, Reilly.

**T** – 3:50. **A** – 41,170  
**Umpires** – Reed, Eddings, Reliford, Danley, Reilly, Winters.

# 2001 ALDS

The A's face New York in the American League Division Series again and lose to the Yankees in five games for the second straight year. The pitching staff compiles a 2.86 ERA, including 0.93 by Tim Hudson. Johnny Damon leads the A's with a .409 batting average and Terrence Long hits two home runs, both in Game 1.

The A's open the series with a 5-3 win for the second consecutive year as Mark Mulder allows a run on seven hits in 6 2/3 innings for the win. Terrence Long becomes the sixth Athletic to homer twice in a post-season game as he leads off the fourth and eighth innings with home runs. Johnny Damon is 4 for 4 with a walk and steals two bases. Tim Hudson combines with Jason Isringhausen for a 2-0, seven-hit shutout in Game 2. Hudson allows six of the hits in eight innings and Ron Gant homers to start the fourth inning. The series returns to Oakland for Game 3 and Mike Mussina and Mariano Rivera combine to shutout the A's on six hits. Jorge Posada homers with one out in the fifth for the only run and Barry Zito takes the loss, despite allowing one run on two hits and one walk in eight innings. Cory Lidle starts Game 4 and allows two unearned runs in the second, two in the third and two of the Yankees three runs in the fourth in a 9-2 loss. Lidle allows six runs on five hits and three walks in 3 1/3 innings. Miguel Tejada has four hits and Jermaine Dye breaks his leg after fouling off a pitch in the third inning. The series returns to Yankee Stadium for Game 5 and New York completes their comeback with a 5-3 win. RBI singles by Jason and Jeremy Giambi in the first and second innings give the A's a 2-0 lead but New York scores two in the second and unearned runs in the third and fourth off Mulder to take the lead for good. Mulder allows four runs on seven hits in 4 1/3 innings for the loss.

## FINAL STATISTICS

PLAYER	AVG	G	AB	R	H	TB	2B	3B	HR	RBI	SH	SF	HP	BB	IBB	SO	SB	CS	DP	E	SLG	OBP	
Byrnes	.000	2	2	0	0	0	0	0	0	0	0	0	0	0	0	1	0	0	0	0	.000	.000	
Chavez	.143	5	21	0	3	4	1	0	0	0	0	0	0	0	0	5	0	0	1	1	.190	.143	
Damon	.409	5	22	3	9	13	2	1	0	0	0	0	0	1	0	1	2	0	0	0	.591	.435	
Dye	.231	4	13	0	3	5	2	0	0	0	0	0	2	0	2	0	0	0	0	0	.385	.333	
Gant	.182	4	11	1	2	5	0	0	1	1	0	0	0	0	0	3	0	0	0	0	.455	.182	
Giambi, Ja.	.353	5	17	2	6	9	0	0	1	4	0	1	0	4	1	2	0	0	1	1	.529	.455	
Giambi, Je.	.308	5	13	0	4	5	1	0	0	2	0	0	1	0	0	1	0	0	0	0	.385	.357	
Hernandez	.000	5	10	0	0	0	0	0	0	0	0	0	1	1	0	4	0	0	0	0	.000	.167	
Long	.389	5	18	3	7	16	3	0	2	3	0	0	0	1	0	2	0	0	0	0	.889	.421	
Menechino	.083	4	12	2	1	1	0	0	0	0	0	0	0	1	0	4	0	0	0	1	.083	.154	
Myers	.143	3	7	0	1	1	0	0	0	0	0	0	0	0	0	3	0	0	1	1	.143	.143	
Saenz	.000	3	4	0	0	0	0	0	0	0	0	0	0	0	0	1	0	0	0	0	.000	.000	
Santangelo	.333	2	3	0	1	2	1	0	0	0	0	0	1	0	0	0	0	0	0	0	1	.667	.500
Tejada	.286	5	21	1	6	9	3	0	0	1	0	1	1	0	0	3	0	0	0	1	.429	.304	
<b>Totals</b>	<b>.247</b>	<b>5</b>	<b>174</b>	<b>12</b>	<b>43</b>	<b>70</b>	<b>13</b>	<b>1</b>	<b>4</b>	<b>11</b>	<b>0</b>	<b>2</b>	<b>3</b>	<b>11</b>	<b>1</b>	<b>31</b>	<b>3</b>	<b>0</b>	<b>3</b>	<b>6</b>	<b>.402</b>	<b>.300</b>	

PITCHER	W	L	ERA	G	GS	CG	GF	SHO	SV	IP	H	R	ER	HR	HB	BB	IBB	SO	WP	BK	AVG	
Bradford	0	0	0.00	1	0	0	0	0	0	1.0	0	0	0	0	0	0	0	0	1	0	0	.000
Guthrie	0	0	0.00	2	0	0	1	0	0	3.0	0	0	0	0	0	0	0	2	0	0	0	.000
Hiljus	0	0	27.00	1	0	0	0	0	0	0.1	0	1	1	0	0	2	0	0	0	0	0	.000
Hudson	1	0	0.93	2	1	0	0	0	0	9.2	8	1	1	1	1	1	0	5	0	0	0	.222
Isringhausen	0	0	0.00	2	0	0	2	0	2	2.0	1	0	0	0	0	1	0	3	0	0	0	.143
Lidle	0	1	10.80	1	1	0	0	0	0	3.1	5	6	4	0	0	3	0	0	0	0	0	.357
Magnante	0	0	0.00	1	0	0	0	0	0	1.1	3	0	0	0	0	1	0	1	0	0	0	.500
Mecir	0	0	5.40	2	0	0	1	0	0	3.1	4	2	2	1	0	0	0	4	0	0	0	.286
Mulder	1	1	2.45	2	2	0	0	0	0	11.0	14	5	3	0	2	2	0	7	0	0	0	.318
Tam	0	0	18.00	1	0	0	1	0	0	1.0	3	2	2	0	0	0	0	0	0	0	0	.500
Zito	0	1	1.13	1	1	0	0	0	0	8.0	2	1	1	1	2	1	0	6	0	0	0	.077
<b>Totals</b>	<b>2</b>	<b>3</b>	<b>2.86</b>	<b>5</b>	<b>5</b>	<b>0</b>	<b>5</b>	<b>1</b>	<b>2</b>	<b>44.0</b>	<b>40</b>	<b>18</b>	<b>14</b>	<b>3</b>	<b>4</b>	<b>11</b>	<b>0</b>	<b>29</b>	<b>0</b>	<b>0</b>	<b>.241</b>	

**Game 1 — October 10**  
Oakland 5, New York 3

**Game 2 — October 11**  
Oakland 2, New York 0

**Game 3 — October 13**  
New York 1, Oakland 0

Oakland	ab	r	h	bi	Oakland	ab	r	h	bi	New York	ab	r	h	bi
Damon cf	4	1	4	0	Damon cf	5	1	2	0	Knoblauch lf	4	0	0	0
Tejada ss	4	0	0	1	Tejada ss	5	0	2	0	Soriano 2b	4	0	0	0
JaGiambi 1b	3	1	1	2	JaGiambi 1b	3	0	0	0	Jeter ss	3	0	0	0
Dye rf	4	0	1	0	Dye rf	3	0	0	0	Williams cf	3	0	0	0
Chavez 3b	5	0	1	0	Chavez 3b	4	0	0	0	Martinez 1b	3	0	0	0
JeGiambi dh	4	0	1	0	Gant dh	3	1	2	1	Posada c	3	1	1	1
Gant ph-dh	1	0	0	0	JeGiambi ph	1	0	0	0	Spencer rf	3	0	1	0
Long lf	4	2	2	2	Long lf	4	0	2	0	Velarde dh	3	0	0	0
Hernandez c	2	0	0	0	Hernandez c	4	0	0	0	Brosius 3b	3	0	0	0
Menechino 2b	4	1	0	0	Menechino 2b	4	0	1	0	<b>Totals</b>	<b>29</b>	<b>1</b>	<b>2</b>	<b>1</b>
<b>Totals</b>	<b>35</b>	<b>5</b>	<b>10</b>	<b>5</b>	<b>Totals</b>	<b>36</b>	<b>2</b>	<b>9</b>	<b>1</b>					

New York	ab	r	h	bi	New York	ab	r	h	bi	Oakland	ab	r	h	bi
Knoblauch lf	4	0	1	1	Knoblauch lf	4	0	2	0	Damon cf	4	0	0	0
Jeter ss	4	0	3	0	Jeter ss	4	0	2	0	Tejada ss	4	0	0	0
Williams cf	4	1	0	0	O'Neill dh	4	0	0	0	JaGiambi 1b	4	0	1	0
Martinez 1b	4	1	1	2	Williams cf	4	0	1	0	Dye rf	4	0	2	0
Posada c	4	0	3	0	Martinez 1b	3	0	1	0	Chavez 3b	4	0	0	0
O'Neill dh	4	0	0	0	Bellinger pr	0	0	0	0	JeGiambi dh	3	0	1	0
Justice rf	4	0	0	0	Posada c	3	0	0	0	Long lf	3	0	1	0
Brosius 3b	4	0	0	0	Justice rf	4	0	1	0	Hernandez c	2	0	0	0
Soriano 2b	4	1	2	0	Brosius 3b	4	0	0	0	Saenz ph	1	0	0	0
<b>Totals</b>	<b>36</b>	<b>3</b>	<b>10</b>	<b>3</b>	Soriano 2b	3	0	0	0	Santangelo 2b	0	0	0	0
					<b>Totals</b>	<b>33</b>	<b>0</b>	<b>7</b>	<b>0</b>	Menechino 2b	2	0	0	0
										Myers ph-c	1	0	1	0
										<b>Totals</b>	<b>32</b>	<b>0</b>	<b>6</b>	<b>0</b>

Oakland	100	100	120	5	10	1
New York	000	010	020	3	10	1

Oakland	000	100	001	2	9	0
New York	000	000	000	0	7	1

New York	000	010	000	1	2	0
Oakland	000	000	000	0	6	1

E – Menechino, Knoblauch. **DP** – Oakland 1, New York 1. **LOB** – Oakland 10, New York 6. **2B** – Dye, JeGiambi, Posada. **HR** – Martinez, JaGiambi, Long 2. **SF** – Tejada, JaGiambi. **SB** – Damon 2, Soriano. **CS** – Soriano

E – Brosius. **DP** – Oakland 1, New York 1. **LOB** – Oakland 10, New York 8. **2B** – Tejada 2, Long, Damon, Williams. **3B** – Damon. **HR** – Gant.

E – Tejada. **DP** – Oakland 1. **LOB** – New York 4, Oakland 6. **2B** – Spencer, Dye, Long. **HR** – Posada.

Oakland	ip	h	r	er	bb	so
Mulder (W)	6.2	7	1	1	0	5
Mecir	1.1	3	2	2	0	0
Isringhausen (S)	1.0	0	0	0	0	2
New York	ip	h	r	er	bb	so
Clemens (L)	4.0	4	2	2	3	1
Hitchcock	3.0	5	2	2	0	2
Witasick	0.2	1	1	1	1	0
Stanton	1.1	0	0	0	0	0

Oakland	ip	h	r	er	bb	so
Hudson (W)	8.0	6	0	0	1	3
Isringhausen (S)	1.0	1	0	0	1	1
New York	ip	h	r	er	bb	so
Pettitte (L)	6.1	7	1	1	2	4
Mendoza	1.2	1	0	0	1	1
Rivera	1.0	1	1	0	0	1

New York	ip	h	r	er	bb	so
Mussina (W)	7.0	4	0	0	1	4
Rivera (S)	2.0	2	0	0	0	1
Oakland	ip	h	r	er	bb	so
Zito (L)	8.0	2	1	1	1	6
Guthrie	1.0	0	0	0	0	1

Clemens pitched to 1 batter in the 5th, Hitchcock pitched to 1 batter in the 8th **HBP** – by Clemens (Hernandez).

T – 3:45. **A** – 56,697

**Umpires** – DeMuth, Nelson, Schrieber, Reed, Rapuano, Gibson.

T – 3:24. **A** – 56,684

**Umpires** – Nelson, Schrieber, Reed, Rapuano, Gibson, DeMuth

T – 2:42. **A** – 55,861

**Umpires** – Danley, Layne, Hirschbeck, Kulpa, Rippley, Barrett

**Game 4 — October 14**  
**New York 9, Oakland 2**

**Game 5 — October 15**  
**New York 5, Oakland 3**

<b>New York</b>	<b>ab</b>	<b>r</b>	<b>h</b>	<b>bi</b>	<b>Oakland</b>	<b>ab</b>	<b>r</b>	<b>h</b>	<b>bi</b>
Knoblauch lf	5	0	1	0	Damon cf	4	1	1	0
Jeter ss	4	2	1	0	Tejada ss	3	0	0	0
Justice dh	3	2	1	0	JaGiambi 1b	4	0	4	2
Williams cf	4	2	3	5	Chavez 3b	4	0	0	0
Martinez 1b	5	0	0	0	Long rf	4	1	1	0
Posada c	4	1	2	1	Gant lf	4	0	0	0
O'Neill rf	3	1	1	0	JeGiambi dh	2	0	1	1
Spencer ph-rf	2	0	0	0	Saenz ph-dh	2	0	0	0
Brosius 3b	3	0	1	1	Hernandez c	1	0	0	0
Soriano 2b	3	1	1	1	Myers c	3	0	0	0
<b>Totals</b>	<b>36</b>	<b>9</b>	<b>11</b>	<b>8</b>	Menechino 2b	2	1	0	0
					Byrnes ph	1	0	0	0

<b>Oakland</b>	<b>ab</b>	<b>r</b>	<b>h</b>	<b>bi</b>	<b>Oakland</b>	<b>ab</b>	<b>r</b>	<b>h</b>	<b>bi</b>
Damon cf	5	0	2	0	<b>Totals</b>	<b>34</b>	<b>3</b>	<b>7</b>	<b>3</b>
Tejada ss	5	1	4	0	<b>New York</b>	<b>ab</b>	<b>r</b>	<b>h</b>	<b>bi</b>
JaGiambi 1b	3	1	0	0	Knoblauch lf	5	1	2	0
Saenz ph	1	0	0	0	Velarde dh	2	0	1	0
Dye rf	2	0	0	0	Justice ph-dh	2	1	1	1
Gant ph-lf	3	0	0	0	Jeter ss	3	0	2	1
Long lf-rf	3	0	1	1	Williams cf	3	1	0	0
JeGiambi dh	3	0	1	1	Martinez 1b	3	0	0	0
Byrnes ph-dh	1	0	0	0	Posada c	4	1	2	0
Chavez 3b	4	0	2	0	Spencer rf	3	1	1	0
Myers c	3	0	0	0	Brosius 3b	3	0	0	0
Hernandez ph-c	1	0	0	0	Soriano 2b	4	0	1	2
Santangelo 2b	3	0	1	0	<b>Totals</b>	<b>32</b>	<b>5</b>	<b>10</b>	<b>4</b>
<b>Totals</b>	<b>37</b>	<b>2</b>	<b>11</b>	<b>2</b>					

New York	022	300	002	9	11	1
Oakland	002	000	000	2	11	1

Oakland	110	010	000	3	7	3
New York	021	101	00x	5	10	1

**E** – Brosius, Santangelo. **DP** – New York 1. **LOB** – New York 7, Oakland 11. **2B** – Williams 2, O'Neill, Tejada, Chavez, Santangelo. **3B** - Justice. **SB** – Soriano. **CS** – Jeter. **S** – Brosius.

**E** – Ja.Giambi, Chavez, Myers, Brosius. **DP** – Oakland 1, New York 1. **LOB** – Oakland 6, New York 9. **2B** – Damon, Long, Knoblauch, Jeter. **HR** – Justice. **SH** – Velarde. **SF** – Jeter. **SB** – JeGiambi, Knoblauch, Posada. **CS** – Knoblauch, Williams.

<b>New York</b>	<b>ip</b>	<b>h</b>	<b>r</b>	<b>er</b>	<b>bb</b>	<b>so</b>
Hernandez (W)	5.2	8	2	2	2	5
Stanton	1.2	2	0	0	0	1
Mendoza	1.2	1	0	0	0	3
<b>Oakland</b>	<b>ip</b>	<b>h</b>	<b>r</b>	<b>er</b>	<b>bb</b>	<b>so</b>
Lidle (L)	3.1	5	6	4	3	0
Hiljus	0.1	0	1	1	2	0
Magnante	1.1	3	0	0	1	1
Guthrie	2.0	0	0	0	0	1
Bradford	1.0	0	0	0	0	1
Tam	1.0	3	2	2	0	0

<b>Oakland</b>	<b>ip</b>	<b>h</b>	<b>r</b>	<b>er</b>	<b>bb</b>	<b>so</b>
Mulder (L)	4.1	7	4	2	2	2
Hudson	1.2	2	1	1	0	2
Mecir	2.0	1	0	0	0	4
<b>New York</b>	<b>ip</b>	<b>h</b>	<b>r</b>	<b>er</b>	<b>bb</b>	<b>so</b>
Clemens	4.1	5	3	3	1	5
Stanton (W)	1.2	1	0	0	0	0
Mendoza	1.0	0	0	0	0	1
Rivera (S)	2.0	1	0	0	0	2

**HBP** – by Hernandez (Santangelo). **WP** – Hernandez  
**T** – 4:13. **A** – 43,681.  
**Umpires** – Layne, Hirschbeck, Kulpa, Rippley, Barrett, Danley

**HBP** – by Clemens (Tejada), by Mulder (Martinez), by Mulder (Brosius). **WP** – Clemens.  
**T** – 3:23. **A** – 56,642  
**Umpires** – Rapuano, Gibson, DeMuth, Nelson, Schrieber, Reed

# 2002 ALDS

The A's reach the post season for the third consecutive season, facing Minnesota in the ALDS. However, the A's lose in five games for the third straight year. The A's hit .288 in the series, scoring 26 runs in the five games. Scott Hatteberg leads the A's with a .500 batting average and Ray Durham hits two home runs. The A's pitching staff allows 27 runs for a 4.09 ERA.

After winning Game 1 in each of the previous two seasons, the A's drop the opener in 2002, 7-5. The A's take a 5-1 lead after two innings but Tim Hudson allows a run in the third and one of the Twins three runs in the sixth. Ted Lilly allows two runs in two-thirds of an inning for the loss and blown save. The A's win Game 2 9-1 as Eric Chavez hits a three-run home run in the first to give Mark Mulder all the runs he would need. Mulder allows a run on five hits in six innings. The series moves to Minnesota for Game 3 and the A's win 6-3 behind Barry Zito. Ray Durham leads off the game with an inside-the-park home run and Scott Hatteberg follows with a home run to mark the first time in post-season history a team has started the game with back-to-back home runs. The Twins even the series at two with an 11-2 win in Game 4. Miguel Tejada hits a two-run home run in the third inning but Tim Hudson allows two in the bottom of the inning before the Twins score seven unearned runs in the fourth to hand Hudson the loss. Minnesota then wins Game 5, 5-4. The Twins take a 2-0 lead before Ray Durham homers in the bottom of the third. The score remains 2-1 until Billy Koch hits three runs in the ninth. Mark Ellis hits a three-run home run in the bottom of the ninth.

## FINAL STATISTICS

PLAYER	AVG	G	AB	R	H	TB	2B	3B	HR	RBI	SH	SF	HP	BB	IBB	SO	SB	CS	DP	E	SLG	OBP
Byrnes	.000	2	1	0	0	0	0	0	0	0	0	0	0	0	0	1	0	0	0	0	.000	.000
Chavez	.381	5	21	3	8	11	0	0	1	5	0	0	0	2	1	1	0	0	0	0	.524	.435
Durham	.333	5	21	7	7	16	3	0	2	2	0	0	1	2	0	4	1	0	0	0	.762	.417
Dye	.400	5	20	3	8	13	2	0	1	1	0	0	0	1	0	5	0	0	0	0	.650	.429
Ellis	.368	5	19	1	7	12	2	0	1	4	0	0	0	1	0	2	0	0	0	0	1.632	.400
Hatteberg	.500	5	14	5	7	12	2	0	1	3	0	0	0	3	0	0	0	0	0	1	.857	.588
Hernandez	.059	5	17	0	1	1	0	0	0	0	0	0	0	0	0	4	0	0	1	0	.059	.059
Justice	.238	5	21	2	5	8	1	1	0	4	0	0	0	0	0	4	0	0	1	0	.381	.238
Long	.167	5	18	1	3	6	0	0	1	1	0	0	0	1	0	2	0	0	0	0	.333	.211
Mabry	.000	2	2	0	0	0	0	0	0	0	0	0	0	0	0	1	0	0	0	0	.000	.000
Myers	.000	2	1	0	0	0	0	0	0	0	0	0	0	0	0	1	0	0	0	0	.000	.000
Piatt	.333	3	3	0	1	2	1	0	0	0	0	0	0	0	0	1	0	0	0	0	.667	.333
Saenz	—	1	0	0	0	0	0	0	0	0	0	0	0	1	0	0	0	0	0	0	—	1.000
Tejada	.143	5	21	3	3	7	1	0	1	4	0	1	0	1	0	7	0	0	0	1	.333	.174
Velarde	.600	4	5	1	3	4	1	0	0	1	0	0	0	0	0	1	0	0	0	0	.800	.600
<b>Totals</b>	<b>.288</b>	<b>5</b>	<b>184</b>	<b>26</b>	<b>53</b>	<b>92</b>	<b>13</b>	<b>1</b>	<b>8</b>	<b>25</b>	<b>0</b>	<b>1</b>	<b>1</b>	<b>12</b>	<b>1</b>	<b>34</b>	<b>1</b>	<b>0</b>	<b>2</b>	<b>3</b>	<b>.500</b>	<b>.333</b>

PITCHER	W	L	ERA	G	GS	CG	GF	SHO	SV	IP	H	R	ER	HR	HB	BB	IBB	SO	WP	BK	AVG
Bowie	0	0	0.00	1	0	0	1	0	0	1.1	0	0	0	0	0	0	0	3	0	0	.000
Bradford	0	0	0.00	2	0	0	0	0	0	3.0	1	0	0	0	0	1	0	0	1	0	.111
Hudson	0	1	6.23	2	2	0	0	0	0	8.2	13	11	6	2	1	4	0	8	1	0	.333
Koch	0	0	9.00	3	0	0	3	0	1	3.0	5	3	3	1	0	2	0	3	0	0	.357
Lidle	0	0	9.00	1	0	0	0	0	0	1.0	2	1	1	0	0	0	0	0	0	0	.400
Lilly	0	1	13.50	2	0	0	0	0	0	4.0	10	6	6	1	0	1	0	3	1	0	.476
Mecir	0	0	0.00	1	0	0	1	0	0	1.0	0	0	0	0	0	0	0	2	0	0	.000
Mulder	1	1	2.08	2	2	0	0	0	0	13.0	14	3	3	1	0	3	1	12	1	0	.280
Rincon	0	0	0.00	2	0	0	0	0	0	3.0	2	0	0	0	0	0	0	2	0	0	.182
Zito	1	0	4.50	1	1	0	0	0	0	6.0	5	3	3	0	0	4	0	8	1	0	.217
<b>Totals</b>	<b>2</b>	<b>3</b>	<b>4.09</b>	<b>5</b>	<b>5</b>	<b>0</b>	<b>5</b>	<b>0</b>	<b>1</b>	<b>44.0</b>	<b>52</b>	<b>27</b>	<b>20</b>	<b>5</b>	<b>2</b>	<b>14</b>	<b>1</b>	<b>42</b>	<b>4</b>	<b>0</b>	<b>.291</b>



**Game 1 — October 1**  
**Minnesota 7, Oakland 5**

**Game 2 — October 2**  
**Oakland 9, Minnesota 1**

**Game 3 — October 4**  
**Oakland 6, Minnesota 3**

Minnesota	ab	r	h	bi
Jones lf	5	0	1	1
Guzman ss	4	1	2	0
Koskie 3b	5	1	1	3
Ortiz dh	5	0	0	0
Hunter cf	4	1	1	0
Mientkiewicz 1b	5	1	1	1
Cuddyer rf	3	1	2	1
Mohr rf	0	0	0	0
Pierzynski c	4	1	4	1
Rivas 2b	3	1	1	0
<b>Totals</b>	<b>38</b>	<b>7</b>	<b>13</b>	<b>7</b>

Oakland	ab	r	h	bi
Durham dh	5	1	2	0
Hatteberg 1b	2	2	1	1
Saenz ph-1b	0	0	0	0
Velarde ph-1b	1	0	1	0
Tejada ss	5	1	1	0
Chavez 3b	5	1	2	2
Dye rf	5	0	2	0
Justice lf	5	0	2	1
Ellis 2b	4	0	1	0
Long cf	4	0	0	0
Piatt ph	1	0	0	0
Hernandez c	4	0	0	0
<b>Totals</b>	<b>41</b>	<b>5</b>	<b>12</b>	<b>4</b>

Minnesota	012	003	100	7	13	3
Oakland	320	000	000	5	12	0

**E** – Guzman, Pierzynski, Koskie. **DP** – Oakland 1. **LOB** – Minnesota 8, Oakland 12. **2B** – Hunter, Cuddyer, Durham 2, Ellis, Jones. **3B** – Pierzynski. **HR** – Koskie, Mientkiewicz. **SH** – Rivas.

Minnesota	ip	h	r	er	bb	so
Radke (W)	5.0	8	5	1	1	3
Santana	1.2	2	0	0	1	2
Romero	1.1	1	0	0	0	1
Guardado (S)	1.0	1	0	0	1	1
<b>Oakland</b>	<b>ip</b>	<b>h</b>	<b>r</b>	<b>er</b>	<b>bb</b>	<b>so</b>
Hudson	5.1	8	4	4	2	4
Lilly (L)	0.2	3	2	2	1	1
Lidle	1.0	2	1	1	0	0
Rincon	1.0	0	0	0	0	0
Mecir	1.0	0	0	0	0	2

**T** – 3:44. **A** – 34,853.  
**Umpires** – Davis, Meriwether, Marquez, Cousins, West, Diaz

Minnesota	ab	r	h	bi
Jones lf	3	0	1	0
Mohr lf	1	0	1	0
Guzman ss	3	1	1	1
Koskie 3b	3	0	0	0
Lecroy dh	4	0	2	0
Hunter cf	3	0	0	0
Hocking rf	1	0	1	0
Mientkiewicz 1b	4	0	0	0
Cuddyer rf	1	0	0	0
Kielty, ph-cf-rf	2	0	0	0
Pierzynski c	2	0	0	0
Prince c	2	0	0	0
Rivas 2b	2	0	1	0
<b>Totals</b>	<b>31</b>	<b>1</b>	<b>7</b>	<b>1</b>

Oakland	ab	r	h	bi
Durham dh	3	3	1	0
Hatteberg 1b	4	1	2	1
Mabry ph-1b	1	0	0	0
Tejada ss	4	1	1	1
Chavez 3b	4	2	2	3
Dye rf	4	1	1	0
Justice lf	5	1	2	3
Byrnes lf	0	0	0	0
Ellis 2b	4	0	3	1
Long cf	4	0	2	0
Hernandez c	4	0	0	0
<b>Totals</b>	<b>37</b>	<b>9</b>	<b>14</b>	<b>9</b>

Minnesota	000	001	000	1	7	1
Oakland	300	510	00x	9	14	0

**E** – Jones. **DP** – Minnesota 1, Oakland 2. **LOB** – Minnesota 7, Oakland 9. **2B** – Hatteberg, Dye, Tejada, Ellis, Durham, Mohr. **3B** – Justice. **HR** – Chavez, Guzman. **SH** – Guzman.

Minnesota	ip	h	r	er	bb	so
Mays (L)	3.2	9	6	6	2	1
Fiore	1.1	4	3	3	2	0
Lohse	2.0	1	0	0	0	2
Hawkins	1.0	0	0	0	0	2
<b>Oakland</b>	<b>ip</b>	<b>h</b>	<b>r</b>	<b>er</b>	<b>bb</b>	<b>so</b>
Mulder (W)	6.0	5	1	1	2	3
Bradford	2.0	1	0	0	0	1
Koch	1.0	1	0	0	0	1

**HBP** – by Mays (Durham), by Bradford (Koskie). **WP** – Fiore.  
**T** – 3:04. **A** – 31,953.  
**Umpires** – Meriwether, Marquez, Cousins, West, Diaz, Davis

Oakland	ab	r	h	bi
Durham dh	4	2	1	1
Hatteberg 1b	2	1	1	1
Velarde ph-1b	2	1	1	1
Tejada ss	4	0	0	1
Chavez 3b	4	0	1	0
Dye rf	4	1	1	1
Justice lf	4	0	0	0
Ellis 2b	4	0	1	0
Long cf	3	1	1	1
Hernandez c	4	0	1	0
<b>Totals</b>	<b>35</b>	<b>6</b>	<b>9</b>	<b>6</b>

Minnesota	ab	r	h	bi
Jones lf	4	1	2	0
Guzman ss	4	0	0	0
Koskie 3b	5	1	1	1
Ortiz dh	3	0	0	0
Kielty ph	1	0	0	0
Hunter cf	4	1	2	1
Mientkiewicz 1b	3	0	1	0
Cuddyer rf	4	0	1	0
Pierzynski c	3	0	1	1
Rivas 2b	3	0	0	0
Hocking ph	1	0	0	0
<b>Totals</b>	<b>35</b>	<b>3</b>	<b>8</b>	<b>3</b>

Oakland	200	101	200	6	9	1
Minnesota	000	120	000	3	8	0

**E** – Ellis. **LOB** – Oakland 7, Minnesota 9. **2B** – Hunter, Velarde, Jones. **3B** – Koskie. **HR** – Durham, Hatteberg, Long, Dye. **SF** – Tejada. **SB** – Guzman.

Oakland	ip	h	r	er	bb	so
Zito (W)	6.0	5	3	3	4	8
Rincon	2.0	2	0	0	0	2
Koch (S)	1.0	1	0	0	0	0
<b>Minnesota</b>	<b>ip</b>	<b>h</b>	<b>r</b>	<b>er</b>	<b>bb</b>	<b>so</b>
Reed (L)	5.0	6	4	4	2	8
Santana	1.1	1	2	2	1	0
Jackson	0.2	1	0	0	0	0
Romero	1.0	1	0	0	1	0
Hawkins	1.0	0	0	0	0	2

Reed pitched to 1 batter in the 6th  
**WP** – Zito. **T** – 3:26. **A** – 55,932  
**Umpires** – Joyce, Winters, McClelland, Culbreth, Crawford, Eddings

**Game 4 — October 5**  
**Minnesota 11, Oakland 2**

**Game 5 — October 6**  
**Minnesota 5, Oakland 4**

<b>Oakland</b>					<b>Minnesota</b>				
ab	r	h	bi	ab	r	h	bi		
Durham dh	4	0	0	0	Jones lf	5	0	0	0
Hatteberg 1b	3	1	1	0	Guzman ss	5	2	3	0
Tejada ss	4	1	1	2	Koskie 3b	4	0	0	0
Chavez 3b	4	0	1	0	LeCroy dh	3	1	2	1
Dye rf	3	0	3	0	Ortiz ph	2	0	1	1
Mabry rf	1	0	0	0	Hunter cf	5	0	1	0
Justice lf	3	0	0	0	Mientkiewicz 1b	4	0	0	0
Piatt lf	1	0	1	0	Cuddyer rf	2	0	2	0
Ellis 2b	3	0	0	0	Mohr rf	0	1	0	0
Myers c	1	0	0	0	Pierzynski c	4	1	1	2
Long cf	3	0	0	0	Hocking 2b	4	0	2	1
Byrnes ph	1	0	0	0	<b>Totals</b>	<b>38</b>	<b>5</b>	<b>12</b>	<b>5</b>
Hernandez c	3	0	0	0	<b>Oakland</b>				
Velarde 2b	0	0	0	0	ab	r	h	bi	
<b>Totals</b>	<b>34</b>	<b>2</b>	<b>7</b>	<b>2</b>	Durham dh	5	1	3	1
<b>Minnesota</b>					<b>Minnesota</b>				
ab	r	h	bi	ab	r	h	bi		
Jones lf	3	2	1	0	Hatteberg 1b	3	0	1	0
Kielty ph-rf	1	0	0	0	Piatt ph	1	0	0	0
Guzman ss	5	1	0	1	Myers c	0	0	0	0
Koskie 3b	4	1	1	1	Tejada ss	4	0	0	0
Ortiz dh	3	0	2	1	Chavez 3b	4	0	2	0
LeCroy ph	2	0	0	0	Dye rf	4	1	1	0
Hunter cf	4	2	2	1	Justice lf	4	1	1	0
Mientkiewicz 1b	4	2	3	3	Ellis 2b	4	1	2	3
Cuddyer rf	3	0	0	0	Long cf	4	0	0	0
Mohr rf-lf	1	0	1	0	Hernandez c	2	0	0	0
Pierzynski c	3	2	1	0	Velarde ph-1b	2	0	1	0
Rivas 2b	4	1	1	0	<b>Totals</b>	<b>37</b>	<b>4</b>	<b>11</b>	<b>4</b>
<b>Totals</b>	<b>37</b>	<b>11</b>	<b>12</b>	<b>7</b>	Minnesota	011	000	003	5 12 0
					Oakland	001	000	003	4 11 0

Oakland 002 000 000 2 7 2  
 Minnesota 002 700 20x 11 12 0

**E** – Tejada, Hatteberg. **LOB** – Oakland 6, Minnesota 5. **2B** – Hatteberg, Jones, Ortiz, Dye, Hunter, Rivas, Piatt. **HR** - Tejada, Mientkiewicz.

<b>Oakland</b>	ip	h	r	er	bb	so
Hudson (L)	3.1	5	7	2	2	4
Lilly	3.1	7	4	4	0	2
Bowie	1.1	0	0	0	0	3
<b>Minnesota</b>	ip	h	r	er	bb	so
Milton (W)	7.0	6	2	2	1	3
Lohse	2.0	1	0	0	0	3

**HBP** – by Hudson (Jones). **WP** – Hudson, Lilly.  
**T** – 3:20. **A** – 55,960  
**Umpires** – Winters, McClelland, Culbreth, Crawford, Eddings, Joyce.

**DP** – Minnesota 1. **LOB** – Minnesota 9, Oakland 6. **2B** – Guzman 2, Hunter, Hocking, LeCroy, Justice. **HR** - Durham, Pierzynski, Ellis. **SB** – Durham, Guzman.

<b>Minnesota</b>	ip	h	r	er	bb	so
Radke (W)	6.2	6	1	1	0	4
Romero	1.0	1	0	0	0	1
Hawkins	0.1	0	0	0	0	1
Guardado	1.0	4	3	3	0	0
<b>Oakland</b>	ip	h	r	er	bb	so
Mulder (L)	7.0	9	2	2	1	9
Bradford	1.0	0	0	0	0	0
Koch	1.0	3	3	3	2	2

**WP** – Mulder. **T** – 3:23. **A** – 32,146.  
**Umpires** – West, Diaz, Davis, Meriwether, Marquez, Cousins.

# 2003 ALDS

The A's reach the post season for the fourth consecutive season, facing Boston in the ALDS. However, the A's lose in five games for the fourth straight year. The A's hit .213 in the series and outscore the Red Sox 18-17. Eric Byrnes leads the A's with a .462 batting average. The A's pitching staff records a 2.98 ERA and Ted Lilly does not allow a run in 9.0 innings.

The A's win Game 1 in 12 innings as Ramon Hernandez has a bases loaded two-out bunt single in the bottom of the 12th for a 5-4 win. Erubiel Durazo sends the game into extra innings with a two-out RBI single in the bottom of the ninth. Oakland takes a 2-0 lead in the series with a 5-1 win in Game 2. The A's score all five of their runs in the second inning, highlighted by a Hernandez RBI single and an Eric Byrnes two-run double. Barry Zito allows one run on five hits in 7.0 innings and strikes out nine for the win. The series moves to Boston for Game 3 and the Sox win 3-1 in 11 innings on a two-run pinch hit home run by Trot Nixon. The A's trail 1-0 after five innings before tying the game with a run in the sixth inning, an inning in which Byrnes is tagged out after failing to touch home and Miguel Tejada is tagged out between third and home after stopping after being obstructed. The A's lose Game 4, 5-4, after starting pitcher Tim Hudson is injured after one inning. The A's lead 4-2 entering the bottom of the sixth but Boston scores a run in the sixth and two more in the eighth off Keith Foulke for the win. Barry Zito has a two-hit shutout after five innings in Game 5 but the Red Sox score four times in the sixth inning off him for a 4-3 win.

## FINAL STATISTICS

PLAYER	AVG	G	AB	R	H	TB	2B	3B	HR	RBI	SH	SF	HP	BB	IBB	SO	SB	CS	DP	E	SLG	OBP
Byrnes	.462	5	13	2	6	7	1	0	0	2	0	0	0	0	0	5	1	0	0	0	.538	.462
Chavez	.045	5	22	1	1	2	1	0	0	0	0	0	0	1	1	3	1	0	0	2	.091	.087
Durazo	.238	5	21	3	5	7	2	0	0	3	0	0	0	3	0	4	0	0	0	0	.333	.333
Dye	.231	4	13	2	3	6	0	0	1	3	0	0	1	0	0	2	0	0	0	0	.462	.286
Ellis	.118	5	17	2	2	2	0	0	0	0	0	0	1	4	0	7	0	0	0	1	.118	.318
Guillen	.455	4	11	1	5	6	1	0	0	1	0	0	0	3	0	2	0	0	0	0	.545	.571
Hatteberg	.176	5	17	3	3	3	0	0	0	0	0	0	0	5	0	3	0	0	0	0	.176	.364
Hernandez	.200	4	15	1	3	3	0	0	0	2	1	0	1	2	0	1	0	0	0	1	.200	.333
Long	.250	4	8	0	2	2	0	0	0	0	0	0	0	1	1	3	0	0	0	0	.250	.333
McMillon	.167	3	6	0	1	1	0	0	0	1	0	0	0	1	0	1	0	0	0	0	.167	.286
Melhuse	.600	2	5	1	3	5	0	1	0	1	0	0	0	0	0	1	0	0	0	0	1.000	.600
Menechino	-	1	0	0	0	0	0	0	0	0	0	0	0	0	0	0	0	0	0	0	-	-
Singleton	.286	2	7	2	2	4	2	0	0	0	0	0	1	1	0	1	1	0	0	0	.571	.444
Tejada	.087	5	23	0	2	3	1	0	0	2	0	0	0	0	0	4	0	0	0	1	.130	.087
<b>Totals</b>	<b>.213</b>	<b>5</b>	<b>178</b>	<b>18</b>	<b>38</b>	<b>51</b>	<b>8</b>	<b>1</b>	<b>1</b>	<b>15</b>	<b>1</b>	<b>0</b>	<b>4</b>	<b>21</b>	<b>2</b>	<b>37</b>	<b>3</b>	<b>0</b>	<b>0</b>	<b>5</b>	<b>.287</b>	<b>.310</b>

PITCHER	W	L	ERA	G	GS	CG	GF	SHO	SV	IP	H	R	ER	HR	HB	BB	IBB	SO	WP	BK	AVG
Bradford	0	0	0.00	4	0	0	0	0	0	3.2	4	0	0	0	0	2	2	5	0	0	.286
Foulke	0	1	3.60	3	0	0	2	0	0	5.0	4	2	2	0	0	2	1	3	0	0	.211
Harden	1	1	13.50	2	0	0	2	0	0	1.1	2	2	2	1	0	2	1	1	1	0	.333
Hudson	0	0	3.52	2	2	0	0	0	0	7.2	10	3	3	2	0	1	0	6	0	0	.323
Lilly	0	0	0.00	2	1	0	0	0	0	9.0	2	1	0	0	1	2	0	7	0	0	.065
Mecir	0	0	0.00	1	0	0	0	0	0	0.2	1	0	0	0	0	1	1	0	0	0	.333
Rincon	0	0	4.50	4	0	0	1	0	0	4.0	4	2	2	2	0	1	0	3	0	0	.267
Sparks	0	0	4.50	1	0	0	0	0	0	4.0	2	2	2	1	0	3	0	1	0	0	.143
Zito	1	1	3.46	2	2	0	0	0	0	13.0	9	5	5	2	1	4	0	13	0	0	.191
<b>Totals</b>	<b>2</b>	<b>3</b>	<b>2.98</b>	<b>5</b>	<b>5</b>	<b>0</b>	<b>5</b>	<b>0</b>	<b>0</b>	<b>48.1</b>	<b>38</b>	<b>17</b>	<b>16</b>	<b>8</b>	<b>2</b>	<b>18</b>	<b>5</b>	<b>39</b>	<b>1</b>	<b>0</b>	<b>.211</b>

**Game 1 — October 1**  
Oakland 5, Boston 4 (12)

**Game 2 — October 2**  
Oakland 5, Boston 1

**Game 3 — October 4**  
Boston 3, Oakland 1 (11)

Boston	ab	r	h	bi
Damon cf	5	0	1	0
Garciparra ss	5	1	2	0
Walker 2b	5	2	4	3
Jackson 2b	1	0	0	0
Ramirez lf	5	0	0	0
Ortiz dh	5	0	0	0
Millar 1b	6	0	2	0
Mueller 3b	5	0	1	0
Nixon rf	3	0	0	0
McCarty ph	0	0	0	0
Brown ph-rf	1	0	0	0
Kapler ph-rf	2	0	0	0
Varitek c	3	1	2	1
<b>Totals</b>	<b>46</b>	<b>4</b>	<b>12</b>	<b>4</b>

Oakland	ab	r	h	bi
Ellis 2b	4	1	1	0
Durazo dh	4	1	2	3
Chavez 3b	6	1	0	0
Tejada ss	6	0	1	1
Hatteberg 1b	4	0	0	0
Guillen lf	3	0	1	0
Long ph-lf-rf	2	0	0	0
Hernandez c	4	0	2	1
Dye rf	3	0	0	0
McMillon ph	0	0	0	0
Byrnes pr-lf	1	1	0	0
Singleton cf	4	1	1	0
<b>Totals</b>	<b>41</b>	<b>5</b>	<b>8</b>	<b>5</b>

Boston 100 010 200 000 412 2  
Oakland 003 000 001 001 5 8 0

**E** – Martinez, Walker. **DP** – Boston 1, Oakland 1. **LOB** – Boston 13, Oakland 12. **2B** – Singleton, Durazo, Mueller. **HR** – Walker 2, Varitek. **SB** – Damon, Singleton, Chavez.

Boston	ip	h	r	er	bb	so
Martinez	7.0	6	3	3	4	3
Timlin	1.0	0	0	0	0	2
Kim	0.2	0	1	1	1	1
Embree	0.1	1	0	0	0	0
Williamson	1.0	0	0	0	1	2
Lowe (L)	1.2	1	1	1	4	2
<b>Oakland</b>	<b>ip</b>	<b>h</b>	<b>r</b>	<b>er</b>	<b>bb</b>	<b>so</b>
Hudson	6.2	10	3	3	1	5
Rincon	0.2	2	1	1	1	1
Bradford	0.2	0	0	0	1	1
Foulke	3.0	0	0	0	2	3
Harden (W)	1.0	0	0	0	2	1

**HBP** – by Kim (Singleton). **WP** – Harden T – 4:37. **A** – 50,606.

**Umpires** – Marsh, Cooper, Bell, Darling, Welke, Gibson

Boston	ab	r	h	bi
Damon cf	4	0	2	1
Garciparra ss	3	0	1	0
Walker 2b	4	0	0	0
Ramirez lf	3	0	1	0
Ortiz dh	4	0	0	0
Millar 1b	4	0	0	0
Mueller 3b	4	0	1	0
Kapler rf	3	0	0	0
Varitek ph	1	0	0	0
Mirabelli c	3	1	1	0
<b>Totals</b>	<b>33</b>	<b>1</b>	<b>6</b>	<b>1</b>

Oakland	ab	r	h	bi
Ellis 2b	2	1	0	0
Durazo dh	4	0	1	0
Chavez 3b	4	0	0	0
Tejada ss	4	0	0	0
Hatteberg 1b	4	0	1	0
Guillen lf	1	1	0	0
Long lf	1	0	1	0
Hernandez c	4	1	1	1
Dye rf	3	1	0	0
Byrnes cf	4	1	2	2
<b>Totals</b>	<b>31</b>	<b>5</b>	<b>6</b>	<b>3</b>

Boston 001 000 000 1 6 1  
Oakland 050 000 00x 5 6 0

**E** – Walker. **LOB** – Boston 7, Oakland 7. **2B** – Byrnes, Mirabelli, Damon.

Boston	ip	h	r	er	bb	so
Wakefield (L)	6.0	4	5	3	3	7
Embree	1.0	0	0	0	0	0
Williamson	1.0	2	0	0	0	1
<b>Oakland</b>	<b>ip</b>	<b>h</b>	<b>r</b>	<b>er</b>	<b>bb</b>	<b>so</b>
Zito (W)	7.0	5	1	1	2	9
Bradford	1.0	0	0	0	0	1
Foulke	1.0	1	0	0	0	0

**HBP** – by Wakefield (Dye, Ellis). **PB** – Mirabelli.

**T** – 2:37. **A** – 36,305.

**Umpires** – Cooper, Bell, Darling, Welke, Gibson, Marsh

Oakland	ab	r	h	bi
McMillon lf	5	0	0	0
Durazo dh	4	1	0	0
Tejada ss	5	0	0	0
Chavez 3b	4	0	0	0
Hernandez c	5	0	0	0
Hatteberg 1b	4	0	1	0
Ellis 2b	4	0	1	0
Long rf	4	0	1	0
Byrnes cf	4	0	3	0
<b>Totals</b>	<b>39</b>	<b>1</b>	<b>6</b>	<b>0</b>

Boston	ab	r	h	bi
Damon cf	4	0	1	0
Garciparra ss	4	0	2	0
Mueller 3b	5	0	0	0
Ramirez lf	4	0	0	0
Ortiz dh	4	0	0	0
Millar 1b	4	0	1	0
Varitek c	4	1	1	0
Brown pr	0	0	0	0
Mirabelli c	1	1	1	0
Kapler rf	4	0	0	0
Nixon ph	1	1	1	2
Jackson 2b	3	0	0	0
Walker ph-2b	1	0	0	0
<b>Totals</b>	<b>39</b>	<b>3</b>	<b>7</b>	<b>2</b>

Oakland 000 001 000 00 1 6 4  
Boston 010 000 000 02 3 7 2

**E** – Tejada, Chavez 2, Hernandez, Lowe, Garciparra. **DP** – Oakland 2. **LOB** – Oakland 7, Boston 10. **2B** – Damon. **HR** – Nixon. **SB** – Byrnes, Garciparra.

Oakland	ip	h	r	er	bb	so
Lilly	7.0	2	1	0	2	5
Bradford	1.2	2	0	0	1	2
Rincon	0.2	0	0	0	0	1
Mecir	0.2	1	0	0	1	0
Harden (L)	0.1	2	2	2	0	0
<b>Boston</b>	<b>ip</b>	<b>h</b>	<b>r</b>	<b>er</b>	<b>bb</b>	<b>so</b>
Lowe	7.0	6	1	0	2	2
Timlin	3.0	0	0	0	0	3
Williamson (W)	1.0	0	0	0	0	2

**HBP** – by Lilly (Damon). **T** – 3:42. **A** – 35,460.

**Umpires** – Emmel, Davis, Joyce, Welke, Montague, Barrett

**Game 4 — October 5**  
**Boston 5, Oakland 4**

**Game 5 — October 6**  
**Boston 4, Oakland 3**

Oakland	ab	r	h	bi
Ellis 2b	4	0	0	0
Durazo dh	5	0	1	0
Chavez 3b	4	0	1	0
Tejada ss	4	0	0	0
Hatteberg 1b	3	2	1	0
Guillen lf	4	0	2	0
Melhuse c	4	1	3	1
Dye rf	4	1	2	3
Byrnes cf	4	0	1	0
<b>Totals</b>	<b>36</b>	<b>4</b>	<b>11</b>	<b>4</b>

Boston	ab	r	h	bi
Damon cf	4	1	1	2
GarciaParra ss	4	1	1	0
Walker 2b	4	1	1	1
Jackson 2b	0	0	0	0
Ramirez lf	4	1	2	0
Ortiz dh	4	0	1	2
Brown pr	0	0	0	0
Millar 1b	3	0	0	0
Nixon rf	2	0	1	0
Mueller 3b	2	0	0	0
Varitek c	3	1	0	0
<b>Totals</b>	<b>30</b>	<b>5</b>	<b>7</b>	<b>5</b>

Oakland	010	003	000	4	11	1
Boston	002	001	02x	5	7	0

**E** – Ellis. **DP** - Oakland 1, Boston 1. **LOB** – Oakland 7, Boston 4. **2B** – Chavez, GarciaParra, Ortiz. **3B** - Melhuse. **HR** - Damon, Dye, Walker.

Oakland	ip	h	r	er	bb	so
Hudson	1.0	0	0	0	0	1
Sparks	4.0	2	2	2	3	1
Rincon	2.0	2	1	1	0	0
Foulke (L)	1.0	3	2	2	0	0
<b>Boston</b>	<b>ip</b>	<b>h</b>	<b>r</b>	<b>er</b>	<b>bb</b>	<b>so</b>
Burke	5.1	9	4	4	2	1
Wakefield	1.2	2	0	0	0	0
Williamson (W)	2.0	0	0	0	0	3

**T** – 3:02. **A** – 35,048  
**Umpires** – Davis, Joyce, Welke, Montague, Barrett, Emmel

Boston	ab	r	h	bi
Damon cf	2	1	1	0
Brown ph-cf	1	0	0	0
GarciaParra ss	4	0	0	0
Walker 2b	2	1	0	0
Jackson 2b	1	0	0	0
Ramirez lf	4	1	1	3
Ortiz dh	4	0	1	0
Kapler pr	0	0	0	0
Millar 1b	4	0	2	0
Mueller 3b	3	0	0	0
Nixon rf	4	0	0	0
Varitek c	3	1	1	1
<b>Totals</b>	<b>32</b>	<b>4</b>	<b>6</b>	<b>4</b>

Oakland	ab	r	h	bi
Ellis 2b	3	0	0	0
McMillon ph	1	0	1	1
Menechino pr-2b	0	0	0	0
Long ph	1	0	0	0
Durazo dh	4	1	1	0
Chavez 3b	4	0	0	0
Tejada ss	4	0	1	1
Hatteberg 1b	2	1	0	0
Byrnes pr	0	0	0	0
Guillen lf	3	0	2	1
Hernandez c	2	0	0	0
Dye rf	3	0	1	0
Melhuse ph	1	0	0	0
Singleton cf	3	1	1	0
<b>Totals</b>	<b>31</b>	<b>3</b>	<b>7</b>	<b>3</b>

Boston	000	004	000	4	6	0
Oakland	000	101	010	3	7	0

**DP** – Boston 1. **LOB** – Boston 4, Oakland 7. **2B** – Guillen, Durazo, Tejada, Singleton. **HR** - Varitek, Ramirez. **SH** - Hernandez. **SB** – Damon.

Boston	ip	h	r	er	bb	so
Martinez (W)	7.0	7	3	3	1	6
Embree	0.2	0	0	0	0	0
Timlin	0.1	0	0	0	0	0
Williamson	0.0	0	0	0	2	0
Lowe (S)	1.0	0	0	0	1	2
<b>Oakland</b>	<b>ip</b>	<b>h</b>	<b>r</b>	<b>er</b>	<b>bb</b>	<b>so</b>
Zito (L)	6.0	4	4	4	2	4
Lilly	2.0	0	0	0	0	2
Bradford	0.1	2	0	0	0	1
Rincon	0.2	0	0	0	0	1

**HBP** – by Martinez (Hernandez), by Zito (Walker). **T** – 3:05. **A** – 49,397.  
**Umpires** – Welke, Gibson, Marsh, Cooper, Bell, Darling

# 2006 ALDS

The A's returned to postseason play for the fifth time in seven years and won a postseason series for the first time since the 1990 ALCS by sweeping Minnesota three games to none in the ALDS. Snapped a six series postseason losing streak and a nine-game losing streak in potential postseason clinching games, which was the longest such streak in Major League history. The A's batted .245 in the series and compiled a 2.33 ERA while outscoring the Twins 16-7. Frank Thomas led the A's with a .500 batting average and two home runs and Marco Scutaro topped the club with six RBI.

The A's win Game 1 in Minnesota, 3-2 as Barry Zito allows just one run on four hits in eight innings for the win. Frank Thomas homers and Marco Scutaro adds a RBI double in the second inning and Zito takes a two-hit shutout into the seventh inning before allowing a home run to Rondell White. Thomas homers again in the ninth inning for an important insurance run as Huston Street allows a run in the bottom of the ninth for the save. The A's win Game 2 by a 5-2 score. Oakland scores twice in the fifth inning on a Scutaro RBI double and a Jason Kendall RBI single, but Esteban Loaiza allows back-to-back home runs to Michael Cuddyer and Justin Morneau in the sixth inning. Mark Kotsay then hits a two-run inside-the-park home run in the seventh inning to give the A's the lead for good. The series moves to Oakland for Game 3 and the A's complete the sweep with an 8-3 win. Scutaro doubles twice and has four RBI and Milton Bradley and Eric Chavez homer. Dan Haren allows two runs in six innings for the win.

## FINAL STATISTICS

PLAYER	AVG	G	AB	R	H	TB	2B	3B	HR	RBI	SH	SF	HP	BB	IBB	SO	SB	CS	DP	E	SLG	OBP
Bradley	.077	3	13	1	1	4	0	0	1	2	0	0	0	0	0	1	0	0	1	0	.308	.077
Chavez	.200	3	10	2	2	6	1	0	1	1	0	0	0	2	0	4	0	0	0	0	.600	.333
Ellis	.286	2	7	0	2	2	0	0	0	0	0	0	0	0	0	2	0	0	0	0	.286	.286
Jimenez	.000	2	4	0	0	0	0	0	0	0	0	0	0	0	0	1	0	0	0	0	.000	.000
Kendall	.214	3	14	1	3	4	1	0	0	1	0	0	0	0	0	4	0	0	0	1	.286	.214
Kotsay	.143	3	14	2	2	5	0	0	1	2	0	0	0	0	0	2	0	0	1	0	.357	.143
Payton	.333	3	12	3	4	4	0	0	0	0	0	0	0	0	0	1	0	0	0	0	.333	.333
Scutaro	.333	3	12	1	4	8	4	0	0	6	0	0	0	0	0	1	0	0	0	0	.667	.333
Swisher	.300	3	10	3	3	5	2	0	0	1	0	0	0	2	0	2	0	0	0	0	.500	.417
Thomas	.500	3	10	3	5	12	1	0	2	2	0	0	0	2	1	1	0	0	0	0	1.200	.583
<b>Totals</b>	<b>.245</b>	<b>3</b>	<b>106</b>	<b>16</b>	<b>26</b>	<b>50</b>	<b>9</b>	<b>0</b>	<b>5</b>	<b>15</b>	<b>0</b>	<b>0</b>	<b>0</b>	<b>6</b>	<b>1</b>	<b>19</b>	<b>0</b>	<b>0</b>	<b>2</b>	<b>1</b>	<b>.472</b>	<b>.286</b>

PITCHER	W	L	ERA	G	GS	CG	GF	SHO	SV	IP	H	R	ER	HR	HB	BB	IBB	SO	WP	BK	AVG
Calero	1	0	0.00	1	0	0	0	0	0	1.0	0	0	0	0	0	1	0	1	0	0	.000
Duchscherer	0	0	2.25	2	0	0	0	0	0	4.0	1	1	1	1	0	0	0	4	0	0	.077
Haren	1	0	3.00	1	1	0	0	0	0	6.0	9	2	2	1	0	1	0	2	0	0	.375
Loaiza	0	0	3.60	1	1	0	0	0	0	5.0	8	2	2	2	0	0	0	2	0	0	.348
Street	0	0	3.00	3	0	0	3	0	2	3.0	4	1	1	0	0	1	0	1	0	0	.333
Zito	1	0	1.13	1	1	0	0	0	0	8.0	4	1	1	1	0	3	0	1	0	0	.154
<b>Totals</b>	<b>3</b>	<b>0</b>	<b>2.33</b>	<b>3</b>	<b>3</b>	<b>0</b>	<b>3</b>	<b>0</b>	<b>2</b>	<b>27.0</b>	<b>26</b>	<b>7</b>	<b>7</b>	<b>5</b>	<b>0</b>	<b>6</b>	<b>0</b>	<b>11</b>	<b>0</b>	<b>0</b>	<b>.257</b>

**Game 1 — October 3**  
Oakland 3, Minnesota 2

Oakland	ab	r	h	bi
Kendall c	4	0	0	0
Kotsay cf	4	0	1	0
Bradley rf	4	0	0	0
Thomas dh	4	2	3	2
Chavez 3b	4	0	0	0
Payton lf	4	1	1	0
Swisher 1b	3	0	1	0
Scutaro ss	4	0	1	1
Ellis 2b	3	0	0	0
<b>Totals</b>	<b>34</b>	<b>3</b>	<b>7</b>	<b>3</b>

Minnesota	ab	r	h	bi
Castillo 2b	2	0	1	0
Punto 3b	3	0	0	0
Mauer c	3	0	0	0
Cuddyer rf	4	1	1	0
Morneau 1b	4	0	0	0
Hunter cf	4	0	0	1
White lf	4	1	2	1
Nevin dh	3	0	0	0
Bartlett ss	3	0	1	0
<b>Totals</b>	<b>30</b>	<b>2</b>	<b>5</b>	<b>2</b>

Oakland	020	000	001	3	7	0
Minnesota	000	000	101	2	5	2

E – Bartlett, Cuddyer. DP - Minnesota 1. **LOB** – Oakland 5, Minnesota 5. **2B** – Scutaro, White, Bartlett. **3B** – Cuddyer. **HR** - Thomas 2, White. **SH** – Punto. **CS** – Castillo.

Oakland	ip	h	r	er	bb	so
Zito (W)	8.0	4	1	1	3	1
Street (S)	1.0	1	1	1	0	0
Minnesota	ip	h	r	er	bb	so
Santana	8.0	5	2	2	1	8
Crain	0.2	2	1	1	0	0
Neshek	0.1	0	0	0	0	1

T – 2:19. A – 55,542.  
**Umpires** – Marsh, Danley, Everitt, Rapuano, Tschida, Randazzo.

**Game 2 — October 4**  
Oakland 5, Minnesota 2

Oakland	ab	r	h	bi
Kendall c	5	1	2	1
Kotsay cf	5	1	1	2
Bradley rf	4	0	0	0
Thomas dh	3	0	1	0
Chavez 3b	4	0	0	0
Payton lf	4	0	2	0
Swisher 1b	4	2	2	0
Scutaro ss	4	1	1	1
Ellis 2b	4	0	2	0
Jimenez 2b	0	0	0	0
<b>Totals</b>	<b>37</b>	<b>5</b>	<b>11</b>	<b>4</b>

Minnesota	ab	r	h	bi
Castillo 2b	4	0	1	0
Punto 3b	5	0	1	0
Mauer c	4	0	1	0
Cuddyer rf	4	1	2	1
Morneau 1b	4	1	2	1
Hunter cf	4	0	1	0
White lf	4	0	0	0
Tyner dh	3	0	0	0
Bartlett ss	4	0	1	0
<b>Totals</b>	<b>36</b>	<b>2</b>	<b>9</b>	<b>2</b>

Oakland	000	020	201	5	11	0
Minnesota	000	002	000	2	9	0

DP - Minnesota 1. **LOB** – Oakland 6, Minnesota 9. **2B** – Kendall, Thomas, Swisher 2, Scutaro. **HR** - Kotsay, Cuddyer, Morneau. **SB** – Tyner.

Oakland	ip	h	r	er	bb	so
Loaiza	5.0	8	2	2	0	2
Calero (W)	1.0	0	0	0	1	1
Duchscherer	2.0	0	0	0	0	3
Street (S)	1.0	1	0	0	1	1
Minnesota	ip	h	r	er	bb	so
Bonser	6.0	7	2	2	1	3
Neshek (L)	0.2	1	1	1	0	0
Reyes	0.1	1	1	1	0	0
Rincon	1.1	1	1	1	0	3
Nathan	0.2	1	0	0	0	1

Loaiza pitched to two batters in the 6th.  
**WP** – Nathan.  
T – 3:02. A – 55,710  
**Umpires** – Danley, Everitt, Rapuano, Tschida, Randazzo, Marsh.

**Game 3 — October 6**  
Oakland 8, Minnesota 3

Minnesota	ab	r	h	bi
Castillo 2b	5	0	1	0
Punto 3b	4	0	1	0
Mauer c	4	0	1	0
Cuddyer rf	4	0	0	0
Morneau 1b	4	2	3	1
Hunter cf	3	1	2	1
White lf	4	0	3	1
Ford pr	0	0	0	0
Tyner dh	3	0	0	0
Bartlett ss	4	0	1	0
<b>Totals</b>	<b>35</b>	<b>3</b>	<b>12</b>	<b>3</b>

Oakland	ab	r	h	bi
Kendall c	5	0	1	0
Kotsay cf	5	1	0	0
Bradley rf	5	1	1	2
Thomas dh	3	1	1	0
Chavez 3b	2	2	2	1
Payton lf	4	2	1	0
Swisher 1b	3	1	0	1
Scutaro ss	4	0	2	4
Jimenez 2b	4	0	0	0
<b>Totals</b>	<b>35</b>	<b>8</b>	<b>8</b>	<b>8</b>

Minnesota	000	101	010	3	12	3
Oakland	022	000	40x	8	8	1

E – Bartlett, Morneau, Radke, Kendall. **DP** – Oakland 2. **LOB** – Minnesota 7, Oakland 7. **2B** – Morneau, Hunter, Chavez, Scutaro 2. **HR** - Morneau, Hunter, Bradley, Chavez. **SH** - Hunter.

Minnesota	ip	h	r	er	bb	so
Radke (L)	4.0	5	4	3	1	2
Perkins	0.1	2	0	0	0	0
Rincon	1.2	0	0	0	0	0
Reyes	0.2	0	2	0	2	0
Crain	0.1	1	2	0	1	1
Guerrier	1.0	0	0	0	0	0
Oakland	ip	h	r	er	bb	so
Haren (W)	6.0	9	2	2	1	2
Duchscherer	2.0	1	1	1	0	1
Street	1.0	2	0	0	0	0

T – 2:55. A – 35,694.  
**Umpires** – Everitt, Rapuano, Tschida, Randazzo, Marsh, Danley

# 2006 ALCS

The A's return to the American League Championship Series for the first time since 1992 and the 11th time overall, but are swept in four games by Detroit. The A's hit .221 in the series and scored just nine runs in the four games. Milton Bradley drives in five of those runs and homers twice while batting a team leading .500. The A's pitching staff allows 22 runs for a 5.71 ERA.

The A's lose Game 1 in Oakland by a score of 5-1. Barry Zito takes the loss, allowing five runs on seven hits in 3 2/3 innings, but the A's bullpen blanks the Tigers the rest of the way. The A's are limited to a run on eight hits by four Detroit pitchers. Milton Bradley homers from both sides of the plate and is 4 for 5 with four RBI in Game 2 but the A's lose, 8-5. Esteban Loaiza allows seven runs on nine hits in six innings for the loss. The series moves to Detroit for Game 3 and Kenny Rogers and the Tigers bullpen shutout the A's on two hits, 3-0. Jason Kendall singles to start the game and Marco Scutaro has a one out single in the fifth for the A's only hits. Rich Harden takes the loss, allowing three runs on five hits and five walks in 5 2/3 innings. The Tigers complete the sweep in Game 4 with a 6-3 win. Milton Bradley and Eric Chavez have RBI doubles in the first inning to give the A's a 2-0 lead and Jay Payton adds a solo home run in the fourth inning to make the score 3-0. Dan Haren shuts out Detroit on two hits over the first four innings before allowing two runs in the fifth and one in the sixth. The game remains tied at three entering the bottom of the ninth when Huston Street allows a two-out three-run home run to Magglio Ordonez for the loss.

## FINAL STATISTICS

PLAYER	AVG	G	AB	R	H	TB	2B	3B	HR	RBI	SH	SF	HP	BB	IBB	SO	SB	CS	DP	E	SLG	OBP
Bradley	.500	4	18	4	9	17	2	0	2	5	0	0	0	0	0	2	0	0	1	0	.944	.500
Chavez	.231	4	13	1	3	7	1	0	1	2	0	0	0	2	0	4	0	0	0	1	.538	.333
Jimenez	.167	4	12	0	2	2	0	0	0	0	0	0	0	0	0	2	0	0	1	2	.167	.167
Kendall	.294	4	17	0	5	5	0	0	0	0	0	0	0	2	0	2	0	0	0	0	.294	.368
Kielty	.000	2	2	0	0	0	0	0	0	0	0	0	0	0	0	0	0	0	1	0	.000	.000
Kiger	—	2	0	0	0	0	0	0	0	0	0	0	0	0	0	0	0	0	0	0	—	—
Kotsay	.250	4	16	3	4	6	2	0	0	0	0	0	0	2	0	3	0	0	2	0	.375	.333
Melhuse	.000	1	1	0	0	0	0	0	0	0	0	0	0	0	0	1	0	0	0	0	.000	.000
Payton	.286	4	14	1	4	9	2	0	1	2	0	0	0	1	0	2	0	0	0	0	.643	.333
Scutaro	.067	4	15	0	1	1	0	0	0	0	0	0	0	0	0	3	0	0	1	0	.067	.067
Swisher	.100	4	10	0	1	1	0	0	0	0	0	0	0	5	0	5	0	0	0	0	.100	.400
Thomas	.000	4	13	0	0	0	0	0	0	0	0	0	1	2	0	4	0	0	1	0	.000	.188
<b>Totals</b>	<b>.221</b>	<b>4</b>	<b>131</b>	<b>9</b>	<b>29</b>	<b>48</b>	<b>7</b>	<b>0</b>	<b>4</b>	<b>9</b>	<b>0</b>	<b>0</b>	<b>1</b>	<b>14</b>	<b>0</b>	<b>28</b>	<b>0</b>	<b>0</b>	<b>7</b>	<b>3</b>	<b>.366</b>	<b>.301</b>

PITCHER	W	L	ERA	G	GS	CG	GF	SHO	SV	IP	H	R	ER	HR	HB	BB	IBB	SO	WP	BK	AVG
Blanton	0	0	0.00	1	0	0	1	0	0	2.0	0	0	0	0	0	2	0	2	0	0	.000
Calero	0	0	0.00	3	0	0	1	0	0	2.0	3	0	0	0	0	1	0	1	0	0	.333
Gaudin	0	0	0.00	3	0	0	0	0	0	3.1	2	0	0	0	0	3	1	1	0	0	.182
Harden	0	1	4.76	1	1	0	0	0	0	5.2	5	3	3	1	0	5	0	4	0	0	.238
Haren	0	0	5.40	1	1	0	0	0	0	5.0	7	3	3	1	0	2	0	7	2	0	.333
Kennedy	0	0	0.00	4	0	0	0	0	0	3.2	2	0	0	0	0	2	1	2	1	0	.143
Loaiza	0	1	10.50	1	1	0	0	0	0	6.0	9	7	7	1	0	1	0	5	0	0	.375
Street	0	1	10.80	2	0	0	2	0	0	3.1	4	4	4	2	0	0	0	3	0	0	.308
Zito	0	1	12.27	1	1	0	0	0	0	3.2	7	5	5	2	0	3	0	0	0	0	.389
<b>Totals</b>	<b>0</b>	<b>4</b>	<b>5.71</b>	<b>4</b>	<b>4</b>	<b>0</b>	<b>4</b>	<b>0</b>	<b>0</b>	<b>34.2</b>	<b>39</b>	<b>22</b>	<b>22</b>	<b>7</b>	<b>0</b>	<b>19</b>	<b>2</b>	<b>25</b>	<b>3</b>	<b>0</b>	<b>.285</b>



**Game 1 — October 10**  
**Detroit 5, Oakland 1**

**Game 2 — October 11**  
**Detroit 8, Oakland 5**

**Game 3 — October 13**  
**Detroit 3, Oakland 0**

Detroit	ab	r	h	bi
Granderson cf	5	1	2	0
Polanco 2b	4	0	1	1
Casey 1b	3	0	1	0
Santiago ss	1	0	0	0
Ordonez rf	4	0	1	1
Guillen ss-1b	5	0	1	0
Rodriguez c	5	1	2	1
Monroe lf	4	0	0	0
Thames dh	4	1	0	0
Inge 3b	3	2	3	2
<b>Totals</b>	<b>38</b>	<b>5</b>	<b>11</b>	<b>5</b>

Detroit	ab	r	h	bi
Granderson cf	5	1	2	1
Perez ss	4	0	0	0
Polanco 2b	4	1	3	0
Ordonez rf	5	1	1	0
Guillen 1b	4	1	1	0
Rodriguez c	3	1	0	0
Monroe lf	3	2	2	2
Gomez dh	4	1	2	4
Inge 3b	3	0	0	1
<b>Totals</b>	<b>35</b>	<b>8</b>	<b>11</b>	<b>8</b>

Oakland	ab	r	h	bi
Kendall c	4	0	1	0
Kotsay cf	4	0	0	0
Bradley rf	4	0	0	0
Thomas dh	2	0	0	0
Payton lf	3	0	0	0
Chavez 3b	3	0	0	0
Swisher 1b	1	0	0	0
Scutaro ss	3	0	1	0
Jimenez 2b	2	0	0	0
Kielty ph	1	0	0	0
Kiger 2b	0	0	0	0
<b>Totals</b>	<b>27</b>	<b>0</b>	<b>2</b>	<b>0</b>

Oakland	ab	r	h	bi
Kendall c	3	0	1	0
Kotsay cf	4	0	1	0
Bradley rf	4	1	2	0
Thomas dh	3	0	0	0
Payton lf	4	0	2	1
Chavez 3b	3	0	1	0
Swisher 1b	3	0	0	0
Scutaro ss	4	0	0	0
Jimenez 2b	4	0	1	0
<b>Totals</b>	<b>32</b>	<b>1</b>	<b>8</b>	<b>1</b>

Oakland	ab	r	h	bi
Kendall c	5	0	1	0
Kotsay cf	4	2	3	0
Bradley rf	5	2	4	4
Thomas dh	5	0	0	0
Chavez 3b	4	1	1	1
Payton lf	4	0	1	0
Swisher 1b	3	0	0	0
Scutaro ss	4	0	0	0
Jimenez 2b	3	0	1	0
Melhuse ph	1	0	0	0
<b>Totals</b>	<b>38</b>	<b>5</b>	<b>11</b>	<b>5</b>

Detroit	ab	r	h	bi
Granderson cf	1	1	0	0
Monroe lf	3	2	2	1
Polanco 2b	4	0	2	1
Ordonez rf	4	0	0	1
Guillen 1b	4	0	0	0
Rodriguez c	4	0	0	0
Infante dh	2	0	1	0
Gomez ph-dh	1	0	1	0
Inge 3b	3	0	0	0
Santiago ss	3	0	0	0
<b>Totals</b>	<b>29</b>	<b>3</b>	<b>6</b>	<b>3</b>

Detroit	002	300	000	5	11	1
Oakland	000	000	010	1	8	1

Detroit	010	402	001	8	11	0
Oakland	102	001	100	5	11	1

Oakland	000	000	000	0	2	0
Detroit	200	010	00x	3	6	0

E – Guillen, Jimenez. **DP** – Detroit 4. **LOB** – Detroit 11, Oakland 9. **2B** – Granderson, Inge, Bradley, Payton 2. **HR** – Rodriguez, Inge.

E – Jimenez. **DP** – Oakland 1. **LOB** – Detroit 5, Oakland 8. **2B** – Guillen, Monroe, Kotsay 2. **HR** – Granderson, Gomez, Bradley 2, Chavez. **SH** – Perez. **SF** – Monroe, Inge.

**DP** – Oakland 1, Detroit 2. **LOB** – Oakland 3, Detroit 9. **2B** – Polanco. **HR** – Monroe. **SB** – Granderson, Infante.

Detroit	ip	h	r	er	bb	so
Robertson (W)	5.0	6	0	0	3	4
Rodney	2.0	1	0	0	1	1
Zumaya	1.0	1	1	1	0	0
Jones	1.0	0	0	0	1	0
Oakland	ip	h	r	er	bb	so
Zito (L)	3.2	7	5	5	3	0
Gaudin	1.2	1	0	0	0	1
Kennedy	0.2	1	0	0	0	0
Calero	1.0	2	0	0	0	0
Blanton	2.0	0	0	0	2	2

Detroit	ip	h	r	er	bb	so
Verlander (W)	5.1	7	4	4	1	6
Ledezma	1.1	1	1	1	1	1
Grilli	0.1	0	0	0	0	1
Rodney	1.0	0	0	0	0	3
Jones (S)	1.0	3	0	0	0	2
Oakland	ip	h	r	er	bb	so
Loaiza (L)	6.0	9	7	7	1	5
Gaudin	0.2	1	0	0	1	0
Kennedy	1.1	0	0	0	0	1
Street	1.0	1	1	1	0	1

Oakland	ip	h	r	er	bb	so
Harden (L)	5.2	5	3	3	5	4
Gaudin	1.0	0	0	0	2	0
Kennedy	0.1	0	0	0	0	0
Calero	1.0	1	0	0	0	1
Detroit	ip	h	r	er	bb	so
Rogers (W)	7.1	2	0	0	2	6
Rodney	0.2	0	0	0	0	0
Jones (S)	1.0	0	0	0	0	0

T – 3:20. **A** – 35,655.  
**Umpires** – Crawford, Wendelstedt, Cousins, Meriwether, Cederstrom, Reilly.

**WP** – Verlander. **BK** – Verlander.  
T – 3:06. **A** – 36,168.  
**Umpires** – Wendelstedt, Cousins, Meriwether, Cederstrom, Reilly, Crawford.

**HBP** – by Rogers (Thomas).  
T – 2:57. **A** – 41,669  
**Umpires** – Cousins, Meriwether, Cederstrom, Reilly, Crawford, Wendelstedt.

**Game 4 — October 14**  
**Detroit 6, Oakland 3**

<b>Oakland</b>	<b>ab</b>	<b>r</b>	<b>h</b>	<b>bi</b>
Kendall c	5	0	2	0
Kotsay cf	4	1	0	0
Bradley rf	5	1	3	1
Thomas dh	3	0	0	0
Chavez 3b	3	0	1	1
Payton lf	3	1	1	1
Swisher 1b	3	0	1	0
Scutaro ss	4	0	0	0
Jimenez 2b	3	0	0	0
Kielty ph	1	0	0	0
Kiger 2b	0	0	0	0
<b>Totals</b>	<b>34</b>	<b>3</b>	<b>8</b>	<b>3</b>

<b>Detroit</b>	<b>ab</b>	<b>r</b>	<b>h</b>	<b>bi</b>
Granderson cf	4	1	1	1
Monroe lf	4	1	2	1
Polanco 2b	5	1	3	0
Ordonez rf	4	2	2	4
Guillen 1b	3	0	1	0
Rodriguez c	4	0	0	0
Gomez dh	4	0	1	0
Inge 3b	3	1	1	0
Santiago ss	3	0	0	0
Thames ph	1	0	0	0
<b>Totals</b>	<b>35</b>	<b>6</b>	<b>11</b>	<b>6</b>

two outs when winning run scored

Oakland	200	100	000	3	8	1
Detroit	000	021	003	6	11	0

**E** – Chavez. **DP** – Oakland 2, Detroit 1.

**LOB** – Oakland 9, Detroit 8. **2B** – Bradley, Chavez, Granderson, Monroe. **HR** – Payton, Ordonez 2.

<b>Oakland</b>	<b>ip</b>	<b>h</b>	<b>r</b>	<b>er</b>	<b>bb</b>	<b>so</b>
Haren	5.0	7	3	3	2	7
Kennedy	1.1	1	0	0	2	1
Calero	0.0	0	0	0	1	0
Street (L)	2.1	3	3	3	0	2
<b>Detroit</b>	<b>ip</b>	<b>h</b>	<b>r</b>	<b>er</b>	<b>bb</b>	<b>so</b>
Bonderman	6.2	6	3	3	2	3
Walker	0.1	0	0	0	0	1
Grilli	0.2	1	0	0	3	0
Ledezma (W)	1.1	1	0	0	0	0

Haren pitched to two batters in the sixth, Calero pitched to one batter in the seventh.

**WP** – Haren 2, Kennedy, Bonderman.

**T** – 3:23. **A** – 42,967

**Umpires** – Meriwether, Cederstrom, Reilly, Crawford, Wendelstedt, Cousins.

# ATHLETICS ALL-TIME ROSTER

<b>A</b>	Bailey, Gene ..... 1917	Biasatti, Hank ..... 1949	Brancato, Al ..... 1939-41, 45
Abad, Andy ..... 2001	Baines, Harold ..... 1990-92	Bigbee, Lyle ..... 1920	Branom, Dud ..... 1927
Abbott, Glenn ..... 1973-76	Bair, Doug ..... 1977, 86	Billings, Bruce ..... 2011	Brant, Marshall ..... 1983
Abbott, Kurt ..... 1993, 98	Baisley, Jeff ..... 2008	Binks, George ..... 1947-48	Brazill, Frank ..... 1921-22
Aber, Al ..... 1957	Baker, Bock ..... 1901	Birtas, Tim ..... 1985-86	Breckinridge, Bill ..... 1929
Abernathy, Tal ..... 1942-44	Baker, Dusty ..... 1985-86	Bishop, Bill ..... 1921	Breslow, Craig ..... 2009-11
Acosta, Merito ..... 1918	Baker, Frank ..... 1908-14	Bishop, Charlie ..... 1952-55	Bressler, Rube ..... 1914-16
Acre, Mark ..... 1994-97	Baker, Neal ..... 1927	Bishop, Max ..... 1924-33	Brewer, Billy ..... 1997
Adams, Dick ..... 1947	Baker, Scott ..... 1995	Bitker, Joe ..... 1990	Brickley, George ..... 1913
Adams, Mike ..... 1978	Baker, Steve ..... 1982-83	Black, Don ..... 1943-45	Briggs, John ..... 1990
Adams, Willie ..... 1918-19	Balfour, Grant ..... 2011	Blackwell, Ewell ..... 1955	Briscoe, John ..... 1961-96
Adams, Willie ..... 1996-97	Bando, Chris ..... 1989	Blaeholder, George ..... 1935	Brissie, Lou ..... 1947-51
Adkins, Dick ..... 1942	Bando, Sal ..... 1966-76	Blair, Buddy ..... 1942	Brito, Tilson ..... 1997
Afenir, Troy ..... 1990-91	Bankston, Everett ..... 1915	Blake, Ed ..... 1957	Broberg, Pete ..... 1978
Aker, Jack ..... 1964-68	Bankston, Wes ..... 2008	Blanchard, Johnny ..... 1965	Brooks, Bobby ..... 1969-72
Akerfeldts, Darrel ..... 1986	Barbee, Dave ..... 1926	Blanco, Gil ..... 1966	Brosius, Scott ..... 1991-97
Aldrete, Mike ..... 1993-95	Barna, Babe ..... 1937-38	Blankenship, Lance ..... 1988-93	Brothers, Art ..... 1906
Alexander, Gary ..... 1978	Barr, Scotty ..... 1908-09	Blanton, Joe ..... 2004-08	Brown, Andrew ..... 2007-08
Alexander, Matt ..... 1975-77	Barrett, Bill ..... 1921	Blasingame, Don ..... 1966	Brown, Boardwalk ..... 1911-14
Allen, Bob ..... 1919	Barrett, Dick ..... 1933	Blefary, Curt ..... 1971-72	Brown, Darrell ..... 1982
Allen, Brandon ..... 2011	Barry, Hardin ..... 1912	Blemker, Ray ..... 1960	Brown, Dee ..... 2007
Allen, Dick ..... 1977	Barry, Jack ..... 1908-15	Blevins, Jerry ..... 2007-11	Brown, Emil ..... 2008
Allison, Dana ..... 1991	Barthold, John ..... 1904	Blowers, Mike ..... 1998	Brown, Jeremy ..... 2006
Almon, Bill ..... 1983-84	Bartley, Bill ..... 1906-07	Blue, Bert ..... 1908	Brown, Jim ..... 1916
Alou, Felipe ..... 1970-71	Bartling, Irv ..... 1938	Blue, Vida ..... 1969-77	Brown, Larry ..... 1971-72
Alou, Jesus ..... 1973-74	Barton, Daric ..... 2007-11	Boak, Chet ..... 1960	Brown, Norm ..... 1943, 46
Alou, Matty ..... 1972	Barton, Harry ..... 1905	Boardman, Charlie ..... 1913-14	Brown, Ollie ..... 1972
Alston, Dell ..... 1978	Bass, Norm ..... 1961-63	Bocachica, Hiram ..... 2005-07	Browne, Jerry ..... 1992-93
Alusik, George ..... 1962-64	Bates, Charlie ..... 1927	Bochte, Bruce ..... 1984-86	Bruce, Lou ..... 1904
Alyea, Brant ..... 1972	Bates, Ray ..... 1917	Bodie, Ping ..... 1917	Brucker, Earle .. 1937-40, 43
Ambler, Wayne ..... 1937-39	Bathe, Bill ..... 1986	Boever, Joe ..... 1993	Brucker, Earle ..... 1948
Ancker, Walter ..... 1915	Batista, Tony ..... 1996-97	Bogle, Warren ..... 1968	Buggy, Frank ..... 1922-24
Anderson, Brett ..... 2009-11	Battle, Allen ..... 1996	Bohen, Pat ..... 1913	Brumley, Mike ..... 1994
Anderson, Dwain ..... 1971-72	Batton, Chris ..... 1976	Boley, Joe ..... 1927-32	Brunet, George ..... 1956-57,
Anderson, Walter ..... 1917, 19	Bauer, Hank ..... 1960-61	Bollweg, Don ..... 1954-55	59-60
Andrews, Elbert ..... 1925	Bauer, Lou ..... 1918	Bonner, Frank ..... 1902	Bryan, Billy ..... 1961-66
Andrews, Mike ..... 1973	Baumgartner, Stan .. 1924-26	Bonser, Boof ..... 2010	Bryant, Derek ..... 1979
Andujar, Joaquin ..... 1986-87	Baxes, Mike ..... 1956, 58	Boone, Dan ..... 1919	Buck, Travis ..... 2007-10
Appier, Kevin ..... 1999-00	Baylor, Don ..... 1976, 88	Boone, Ray ..... 1959	Budaska, Mark ..... 1978, 81
Applegate, Fred ..... 1904	Beane, Billy ..... 1989	Bordi, Rich ..... 1980-81, 88	Bullock, Red ..... 1936
Archer, Fred ..... 1936-37	Beard, Dave ..... 1980-83	Bordick, Mike ..... 1990-96	Burgmeier, Tom ..... 1983-84
Archer, Jim ..... 1961-62	Becker, Rich ..... 1999-00	Bosetti, Rick ..... 1981-82	Burgo, Bill ..... 1943-44
Armas, Marcos ..... 1993	Beckmann, Bill ..... 1939-42	Bosman, Dick ..... 1975-76	Burke, Glenn ..... 1978-79
Armas, Tony ..... 1977-82	Belitz, Todd ..... 2000	Bostick, Henry ..... 1915	Burnette, Wally ..... 1956-58
Armbruster, Harry ..... 1906	Bell, Kevin ..... 1982	Bournigal, Rafael ..... 1996-98	Burns, Dennis ..... 1923-24
Armstrong, George ..... 1946	Bella, Zeke ..... 1959	Bourque, Pat ..... 1973-74	Burns, George .. 1918-20, 29
Armstrong, Howard ..... 1911	Bellhorn, Mark ..... 1997-98,	Bowen, Rob ..... 2007-08	Burns, Joe ..... 1944-45
Arndt, Larry ..... 1989	00-01	Bowers, Cedrick ..... 2010	Burns, Todd ..... 1988-91
Arntzen, Ori ..... 1943	Bender, Chief ..... 1903-14	Bowie, Jim ..... 1994	Burris, Ray ..... 1984
Arroyo, Fernando ..... 1982, 86	Benson, Vern ..... 1943, 46	Bowie, Micah ..... 2002-03	Burroughs, Jeff ..... 1982-84
Astroth, Joe . 1945-46, 50-56	Benton, Al ..... 1934-35	Bowles, Charlie ..... 1943, 45	Burrows, John ..... 1943
Atherton, Keith ..... 1983-86	Berger, Johnny ..... 1922	Bowlin, Weldon ..... 1967	Burrus, Dick ..... 1919-20
Atkins, Tommy ..... 1909-10	Bernazard, Tony ..... 1987	Bowman, Joe ..... 1932	Burtschy, Moe ..... 1950-51,
Azcue, Joe ..... 1962-63	Bernhard, Bill ..... 1901-02	Bowfield, Ted ..... 1963-64	54-56
	Berroa, Geronimo ..... 1994-97	Boyd, Bob ..... 1961	Busch, Ed ..... 1943-45
	Berry, Charlie ..... 1925,	Boyer, Clete ..... 1955-57	Buschhorn, Don ..... 1965
	34-36, 38	Boyer, Cloyd ..... 1955	Bush, Joe ..... 1912-17, 28
	Berry, Claude ..... 1906-07	Braden, Dallas ..... 2007-11	Buxton, Ralph ..... 1938
	Berry, Joe ..... 1944-46	Bradford, Bill ..... 1956	Bynum, Freddie ..... 2005
	Bertoia, Reno ..... 1961	Bradford, Chad ..... 2001-04	Byrd, Harry ..... 1950, 52-53
	Besse, Herman . 1940-43, 46	Bradley, Bert ..... 1983	Byrnes, Eric ..... 2000-05
	Bettendorf, Jeff ..... 1984	Bradley, Milton ..... 2006-07	Byrnes, Jim ..... 1906
	Bevan, Hal ..... 1952, 55	Bradshaw, Dallas ..... 1917	
<b>B</b>			
Babe, Loren ..... 1953			
Babich, Johnny ..... 1940-41			
Babitt, Shoody ..... 1981			
Bacon, Eddie ..... 1917			
Bagwell, Bill ..... 1925			
Bahnsen, Stan ..... 1975-77			
Bailey, Andrew ..... 2009-11			

**C**

Cabrera, Orlando.....2009  
 Cadaret, Greg.....1987-89  
 Cahill, Trevor.....2009-11  
 Cain, Sugar.....1932-35  
 Calero, Kiko.....2005-08  
 Calliguri, Fred.....1941-42  
 Callahan, Ben.....1983  
 Callaway, Frank.....1921-22  
 Camacho, Ernie.....1980  
 Cameron, Kevin.....2009  
 Campaneris, Bert....1964-76  
 Campbell, Kevin.....1991-93  
 Candiotti, Tom.....1998-99  
 Canseco, Jose..1985-92, 97  
 Canseco, Ozzie.....1990  
 Cantrell, Guy.....1927  
 Carey, Andy.....1960-61  
 Carignan, Andrew.....2011  
 Carr, Charlie.....1901  
 Carrasquel, Chico.....1958  
 Carroll, Doc.....1916  
 Carroll, Tom.....1959  
 Carson, Matt.....2009-10  
 Carter, Chris.....2010-11  
 Carter, Nick.....1908  
 Carter, Sol.....1931  
 Carty, Rico.....1973, 78  
 Cascarella, Joe.....1934-35  
 Casilla, Santiago.....2004-09  
 Caster, George.....1934-35,  
 37-40  
 Castiglia, Jim.....1942  
 Castillo, Alberto.....2005  
 Castro, Luis.....1902  
 Castro, Ramon.....2004  
 Cater, Danny.....1966-69  
 Caudill, Bill.....1984, 87  
 Caulfield, Jake.....1946  
 Causey, Wayne.....1961-66  
 Ceccarelli, Art.....1955-56  
 Cepeda, Orlando.....1972  
 Cerv, Bob.....1957-60  
 Cey, Ron.....1987  
 Chalk, Dave.....1979  
 Chant, Charlie.....1975  
 Chapman, Fred.....1939-41  
 Chapman, John.....1924  
 Chapman, Sam.....1938-41,  
 45-51  
 Charles, Ed.....1962-67  
 Chavarria, Ossie.....1966-67  
 Chavez, Eric.....1998-2010  
 Chiti, Harry.....1958-60  
 Chitren, Steve.....1990-91  
 Chouinard, Bobby.....1996  
 Christenson, Ryan..1998-01  
 Christopher, Russ...1942-47  
 Cias, Darryl.....1983  
 Cicero, Joe.....1945  
 Chocicki, Ed.....1932-33  
 Cimoli, Gino.....1962-64  
 Ciola, Lou.....1943  
 Cipriani, Frank.....1961  
 Cissell, Bill.....1937  
 Clark, Allie.....1951-53  
 Clark, Doug.....2006

Clark, Jermaine.....2005  
 Clark, Ron.....1971-72  
 Claset, Gowell.....1933  
 Clinton, Lou.....1965  
 Clyde, Tom.....1943  
 Coakley, Andy.....1902-06  
 Cobb, Ty.....1927-28  
 Cochrane, Mickey...1925-33  
 Codiroli, Chris.....1982-87  
 Colangelo, Mike.....2002  
 Colavito, Rocky.....1964  
 Colbert, Nate.....1976  
 Coleman, Ed.....1932-35  
 Coleman, Joe.....1942,  
 46-51, 53  
 Coleman, Joe.....1977-78  
 Coleman, Ray.....1948  
 Coleman, Rip.....1957, 59  
 Collamore, Allan.....1911  
 Collins, Dave.....1985  
 Collins, Eddie.....1906-14,  
 27-30  
 Collins, Eddie...1939, 41-42  
 Collins, Jimmy.....1907-08  
 Collins, Zip.....1921  
 Cone, Bob.....1915  
 Conigliaro, Billy.....1973  
 Connelly, Bill.....1945  
 Connelly, Steve.....1998  
 Conrad, Brooks.....2008  
 Conroy, Bill.....1935-37  
 Conroy, Tim.....1978, 82-85  
 Consolo, Billy.....1962  
 Conway, Owen.....1915  
 Coombs, Bobby.....1933  
 Coombs, Jack.....1906-14  
 Cooper, Pat.....1946-47  
 Corcoran, Art.....1915  
 Corsi, Jim.....1988-89,  
 92, 95-96  
 Cosey, Ray.....1980  
 Cottrell, Ensign.....1913  
 Coughtry, Marlan.....1962  
 Courtney, Clint.....1961  
 Coveleski, Stan.....1912  
 Covington, Wes.....1961  
 Cox, Glenn.....1955-58  
 Cox, Jeff.....1980-81  
 Coyne, Toots.....1914  
 Crabb, Roy.....1912  
 Craddock, Walt. 1955-56, 58  
 Craig, George.....1907  
 Cramer, Bobby.....2010-11  
 Cramer, Doc.....1929-35  
 Crane, Sam.....1914-16  
 Crawford, Willie.....1977  
 Crimian, Jack.....1956  
 Crisp, Coco.....2010-11  
 Cronin, Jim.....1929  
 Crosby, Bobby.....2003-09  
 Cross, Lave.....1901-05  
 Cross, Monte.....1902-07  
 Crowell, Cap.....1915-16  
 Crowson, Woody.....1945  
 Cruthers, Press.....1913-14  
 Cruz, Fausto.....1994-95  
 Cruz, Juan.....2005

Cullen, Tim.....1972  
 Culler, Dick.....1936  
 Cunningham, Aaron 2008-09  
 Cunningham, Mike.....1906  
 Curry, Jim.....1909  
 Cust, Jack.....2007-10

**D**

D'Acquisto, John.....1982  
 Daley, Bud.....1958-61  
 Daley, Pete.....1960  
 Daley, Tom.....1913-14  
 Daly, Bert.....1903  
 Damon, Johnny.....2001  
 Damrau, Harry.....1915  
 Daney, Art.....1928  
 Danforth, Dave.....1911-12  
 Danner, Buck.....1915  
 Darling, Ron.....1991-95  
 Davallilo, Vic.....1973-74  
 DaVanon, Jeff.....2007  
 Davidson, Claude.....1918  
 Davies, Chick.....1914-15  
 Davis, Bob.....1958, 60  
 Davis, Bud.....1915  
 Davis, Crash.....1940-42  
 Davis, Harry. 1901-11, 13-17  
 Davis, Mike.....1980-87  
 Davis, Rajai.....2008-10  
 Davis, Storm.....1987-89, 93  
 Davis, Tod.....1949, 51  
 Davis, Tommy.....1970-71  
 Dawley, Bill.....1989  
 Dean, Chubby.....1936-41  
 DeJesus, David.....2011  
 Del Greco, Bobby...1961-63  
 De Los Santos, Fautino 2011  
 Delsing, Jim.....1960  
 DeMaestri, Joe.....1953-59  
 DeMars, Billy.....1948  
 Denorfia, Chris.....2008-09  
 Derrick, Claud.....1910-12  
 Derry, Russ.....1946  
 Desautels, Gene.....1946  
 DeShong, Jimmie.....1932  
 Devine, Joey.....2008, 11  
 Dickson, Jim.....1965-66  
 Dickson, Murry.....1958-59  
 Dietrich, Bill..1933-36, 47-48  
 Dillinger, Bob.....1950  
 Dilone, Miguel.....1978-79  
 DiNardo, Lenny.....2007-08  
 Ditmar, Art.....1954-56, 61-62  
 Divis, Moxie.....1916  
 Dixon, Sonny.....1954-55  
 Dobson, Chuck. 1966-71, 73  
 Dolan, Joe.....1901  
 Donahue, Pat.....1910  
 Donaldson, John...1966-70,  
 74  
 Donaldson, Josh.....2010  
 Dotel, Octavio.....2004-05  
 Dougherty, Jim.....1998  
 Dowd, Snooks.....1919  
 Downing, Al.....1970  
 Downs, Kelly.....1992-93  
 Doyle, Brian.....1981

Doyle, Carl.....1935-36  
 Dozier, Tom.....1986  
 Drabowsky, Moe.....1962-65  
 Drake, Larry.....1945  
 Dressendorfer, Kirk.....1991  
 Driscoll, Jim.....1970  
 Driscoll, Michael.....1916  
 Drumright, Keith.....1981  
 Duchscherer, Justin 2003-08,  
 10  
 Duckworth, Jim.....1966  
 Dugan, Joe.....1917-21  
 Dugleby, Bill.....1902  
 Duliba, Bob.....1967  
 Duncan, Dave...1964, 67-72  
 Duncan, Taylor.....1978  
 Nunning, Steve.....1977  
 Durazo, Erubiel.....2003-05  
 Duren, Ryne.....1957  
 Durham, Ray.....2002  
 Duser, Carl.....1956, 58  
 Dye, Jermaine.....2001-04  
 Dygert, Jimmy.....1905-10  
 Dykes, Jimmie.....1918-32

**E**

Earnshaw, George..1928-33  
 Easterling, Paul.....1938  
 Eaves, Vallie.....1935  
 Eccles, Harry.....1915  
 Eckersley, Dennis...1987-95  
 Eckert, Charlie..1919-20, 22  
 Eddy, Chris.....1995  
 Edgerton, Bill.....1966-67  
 Edwards, Doc.....1963-65  
 Edwards, Mike.....1978-80  
 Edwards, Mike.....2003  
 Edwards, Ralph.....1915  
 Egan, Ben.....1908, 12  
 Ehmke, Howard.....1926-30  
 Elliott, Randy.....1980  
 Ellis, Dock.....1977  
 Ellis, Mark.....2002-03, 05-11  
 Ely, Bones.....1901  
 Embree, Alan.....2007-08  
 Emerson, Chester...1911-12  
 Engle, Charlie.....1925-26  
 Epps, Hal.....1944  
 Epstein, Mike.....1971-72  
 Eschen, Larry.....1942  
 Esposito, Sammy.....1963  
 Essagian, Chuck.....1961, 63  
 Essian, Jim.....1978-80, 84  
 Estalella, Bobby 1943-45, 49  
 Etherton, Seth.....2005  
 Etten, Nick.....1938-39  
 Eveland, Dana.....2008-09  
 Everidge, Tommy.....2009  
 Ewoldt, Art.....1919

**F**

Fagan, Everett.....1943, 46  
 Fahey, Frank.....1918  
 Fahey, Howard.....1912  
 Fain, Ferris.....1947-52  
 Fairbank, Jim.....1903-04  
 Fairly, Ron.....1976

## Athletics All-Time Roster, continued

Falkenberg, Cy.....1917	Gantenbein, Joe.....1939-40	Groom, Buddy.....1996-99	Harville, Chad.....1999, 01, 03-04
Fanovich, Frank.....1953	Garbark, Bob.....1944	Gross, Gabe.....2010	Hassey, Ron.....1988-90
Farmer, Ed.....1983	Garcia-parra, Nomar.....2009	Gross, Wayne...1976-83, 86	Hassler, Joe.....1928-29
Fasano, Sal.....2000-01	Gardner, Larry.....1918	Groth, Johnny.....1956-57	Hasson, Gene.....1937-38
Fazio, Ernie.....1966	Gardner, Phil.....1971, 73	Grove, Lefty.....1925-33	Hasty, Bob.....1919-24
Fermin, Ramon.....1995	Garner, Rob.....1973-76	Grover, Roy.....1916-17, 19	Hatteberg, Scott.....2002-05
Fernandez, Frank...1970-71	Garrett, Adrian.....1971-72	Grunwald, Al.....1959	Haught, Gary.....1997
Ferrazzi, Bill.....1935	Garrison, Ford.....1944-46	Grzenda, Joe.....1964, 66	Hauser, Joe 1922-24, 26, 28
Ferrick, Tom.....1941	Garrison, Webster.....1996	Guerra, Mike.....1947-50	Hausmann, Clem.....1949
Fetters, Mike.....1998	Garver, Ned.....1957-60	Guerrero, Mario.....1978-80	Hawkins, Andy.....1991
Fetzer, Willy.....1906	Gassaway, Charlie.....1945	Guillen, Jose.....2003	Hayden, Jack.....1901
Figueroa, Ed.....1981	Gates, Brent.....1993-96	Guintini, Ben.....1950	Hayes, Frankie.....1933-34, 36-42, 44-45
Fikac, Jeremy.....2003	Gaudin, Chad...2006-08, 10	Gumpert, Randy.....1936-38	Haynes, Jimmy.....1997-99
Files, Eddie.....1908	Gautreau, Doc.....1925	Guthrie, Mark.....2001	Healy, Thomas.....1915-16
Fillingim, Dana.....1915	Geary, Bob.....1918-19	Guzman, Johnny.....1991-92	Heath, Mike.....1979-85
Fingers, Rollie.....1968-76	Geier, Phil.....1901		Heaverlo, Dave. 1978-79, 81
Finigan, Jim.....1954-56	Gentile, Jim.....1964-65		Heffner, Don.....1943
Fink, Herman.....1935-37	George, Alex.....1955	<b>H</b>	Hegan, Mike.....1971-73
Finney, Lou.....1931, 33-39	George, Greek.....1945	Haas, Bruno.....1915	Heimach, Fred.....1920-26
Fiorentino, Jeff.....2008	Gerkin, Steve.....1945	Haas, Moose.....1986-87	Heimuller, Gorman 1983-84
Fischer, Bill.....1961-63	German, Esteban.....2002-04	Haas, Mule.....1928-32, 38	Heitmuller, Heinie...1909-10
Flater, Jack.....1908	Giambi, Jason...1995-01, 09	Hadley, Bump.....1941	Held, Woodie.....1957-58
Fletcher, Paul.....1996	Giambi, Jeremy.....2000-02	Hadley, Kent.....1958-59	Helfand, Eric.....1993-95
Flick, Elmer.....1902	Gibson, Charlie.....1924	Haefner, Bill.....1915	Hemond, Scott.....1989-94
Flick, Lew.....1943-44	Giebel, Joe.....1913	Hairston, Scott.....2009	Henderson, Dave...1988-93
Flohr, Mort.....1934	Giel, Paul.....1961	Halama, John.....2003	Henderson, Rickey 1979-84, 89-95, 98
Flores, Jesse.....1943-47	Giese, Dan.....2009	Hale, Sammy.....1923-29	Henderson, Steve...1985-87
Flores, Jose.....2002	Giggie, Bob.....1960, 62	Haley, Ray.....1916-17	Hendrick, George...1971-75
Flores, Ron.....2005-07	Ginsberg, Joe.....1956	Hall, Dick.....1960	Henley, Weldon.....1903-05
Flythe, Stu.....1936	Ginter, Keith.....2005	Hall, Irv.....1943-46	Herbert, Ray.....1955, 58-61
Foiles, Hank.....1960	Giordano, Tommy.....1953	Halsey, Brad.....2006	Heredia, Gil.....1998-01
Fosse, Ray.....1973-75	Giusti, Dave.....1977	Hamilton, Dave.....1972-75, 79-80	Hermida, Jeremy.....2010
Foulke, Keith.....2003, 08	Glass, Tom.....1925	Hamilton, Tom.....1952-53	Hernandez, Fernando...2008
Fowler, Dick. 1941-42, 45-52	Glynn, Ryan.....2005	Hamlin, Ken.....1960	Hernandez, Ramon 1999-03
Fox, Eric.....1992-94	Godfrey, Graham.....2011	Hamlin, Luke.....1944	Herrera, Jose.....1995-96
Fox, Jack.....1908	Gonzalez, Carlos.....2008	Hammond, Chris.....2004	Herridge, Troy.....1956
Fox, Jake.....2010	Gonzalez, Edgar.....2009	Hamner, Granny.....1962	Hershberger, Mike..1965-69
Fox, Nellie.....1947-49	Gonzalez, Gio.....2008-11	Hancock, Buddy.....1940	Herzog, Whitey.....1958-60
Foxx, Jimmie.....1925-35	Gonzalez, Orlando.....1980	Hancock, Garry.....1983-84	Hesselbacher, George..1916
Francona, Tito.....1969-70	Gooch, Lee.....1917	Handley, Gene.....1946-47	Heusser, Ed.....1940
Franks, Herman.....1947-48	Goodwin, Danny.....1982	Handrahan, Vern...1964, 66	Heving, Johnnie.....1931-32
Fraser, Chick.....1901	Gorman, Tom.....1955-59	Haney, Larry. 1969-70, 72-76	Hickman, Jesse.....1965-66
Freeman, Harvey.....1921	Gosger, Jim.....1966-68	Hankins, Jay.....1961, 63	Higgins, Pinky...1930, 33-36
Freeman, Mark.....1959	Gossage, Rich.....1992-93	Hanna, Preston.....1982	High, Charlie.....1919-20
Freitas, Tony.....1932-33	Grabarkewitz, Billy.....1975	Hannahan, Jack.....2007-09	Hiljus, Erik.....2001-02
French, Pat.....1917	Grabowski, Jason.....2002-03	Hannifin, Jack.....1906	Hill, Dave.....1957
French, Walter..1923, 25-29	Graff, Milt.....1957-58	Harang, Aaron.....2002-03	Hill, Donnie.....1983-86
Fricano, Marion.....1952-55	Grant, Mudcat.....1970-71	Harden, Rich.....2003-08, 11	Hill, Jesse.....1937
Fritz, Charlie.....1907	Gray, Dolly.....1924-27	Haren, Dan.....2005-07	Hill, Red.....1917
Fritz, Harry.....1913	Gray, Jeff.....2008-09	Harikkala, Tim.....2005	Hillgas, Shawn.....1992-93
Fuentes, Brian.....2011	Gray, Johnny.....1954-55	Harkey, Mike.....1995	Hilley, Ed.....1903
Fuentes, Tito.....1978-78	Green, Dick.....1963-74	Harper, Brian.....1987, 95	Hinch, A.J.....1998-00
Fuhrman, Ollie.....1922	Green, Joe.....1924	Harper, Jack.....1915	Hitchcock, Billy.....1950-52
Fulghum, Dot.....1921	Gregg, Vean.....1918	Harper, Tommy.....1975	Hoffman, Danny.....1903-06
Fultz, Dave.....1901-02	Grevel, Bill.....1919	Harrell, Slim.....1912	Hogan, Willie.....1911
Furmaniak, J.J.....2007	Grieve, Ben.....1997-00	Harrelson, Ken.....1963-67	Holborow, Wally.....1948
Fyhrie, Mike.....2001-02	Griffeth, Lee.....1946	Harrington, Bill...1953, 55-56	Holiday, Matt.....2009
	Griffin, Alfredo.....1985-87	Harris, Bob.....1942	Holmes, Chick.....1918
	Griffin, Ivy.....1919-21	Harris, Bubba...1948-49, 51	Holmes, Jim.....1906
	Griffin, Pug.....1917	Harris, Lum.....1941-44, 46	Holt, Jim.....1974-76
	Grilli, Guido.....1966	Harris, Reggie.....1990-91	Holt, Red.....1925
	Grims, Bob.....1958-59, 62	Harris, Spencer.....1930	Holtz, Mike.....2002
	Grimes, Oscar.....1946	Harrison, Tom.....1965	
	Grimm, Charlie.....1916	Harriss, Slim.....1920-26	
	Groh, Lew.....1919	Hartsel, Topsy.....1902-11	

## G

Galan, Augie.....1949
Gallagher, Sean.....2008-09
Gallego, Mike...1985-91, 95
Galloway, Chick.....1919-27
Ganley, Bob.....1909
Gant, Ron.....2001, 03

Holtzman, Ken.....	1972-75	Jensen, Willie.....	1914	Keen, Vic.....	1918	Komine, Shane.....	2006-07
Holzemer, Mark.....	1998	Jimenez, D'Angelo.....	2006	Keesey, Jim.....	1925, 30	Komminsk, Brad.....	1991
Honeycutt, Rick.....	1987-93, 95	Jimenez, Manny.....	1962-64, 66	Keisler, Randy.....	2006	Konopka, Bruce.....	1942-43, 46
Hooks, Alex.....	1935	Jimenez, Miguel.....	1993-94	Kell, George.....	1943-46	Koonce, Graham.....	2003
Hooper, Bob.....	1950-52	John, Tommy.....	1985	Kell, Skeeter.....	1952	Kopf, Larry.....	1914-15
Hooten, Leon.....	1974	Johns, Doug.....	1995-96	Kellett, Al.....	1923	Kopp, Merlin.....	1918-19
Hope, Sam.....	1907	Johnson, Bill.....	1916-17	Kelley, Harry.....	1936-38	Kotsay, Mark.....	2004-07
Hopkins, Don.....	1975-76	Johnson, Bob.....	1933-42	Kellner, Alex.....	1948-58	Kouzmanoff, Kevin.....	2010-11
Horlen, Joe.....	1972	Johnson, Bob.....	1960, 69-70	Kellner, Walt.....	1952-53	Krause, Harry.....	1908-12
Horsman, Vince.....	1992-94	Johnson, Cliff.....	1981-82	Kellogg, Al.....	1908	Krausse, Lew.....	1931-32
Horton, Willie.....	1978	Johnson, Dan.....	2005-08	Kelly, Bill.....	1920	Krausse, Lew.....	1961, 64-69
Hosley, Tim.....	1973-74, 76-78, 81	Johnson, Dane.....	1997	Kelly, Ren.....	1923	Kravitz, Danny.....	1960
Host, Gene.....	1957	Johnson, Deron.....	1961-62, 73-74	Kendall, Jason.....	2005-07	Kreevich, Mike.....	1942
Houck, Byron.....	1912-14	Johnson, Hank.....	1936	Kenna, Ed.....	1902	Kretlow, Lou.....	1956
House, Frank.....	1958-59	Johnson, Jing.....	1916-17, 19, 27-28	Kennedy, Adam.....	2009	Krueger, Bill.....	1983-87
Houser, Ben.....	1910	Johnson, John Henry.....	1978-79	Kennedy, Joe.....	2005-07	Kryhoski, Dick.....	1955
Hovley, Steve.....	1970-71	Johnson, Ken.....	1958-61	Keough, Joe.....	1968	Kubiak, Ted.....	1967-69, 72-75
Howard, Steve.....	1990	Johnson, Mark.....	2003	Keough, Matt.....	1977-83	Kubinski, Tim.....	1997, 99
Howell, Jay.....	1985-87	Johnson, Paul.....	1920-21	Keriazakos, Gus.....	1955	Kucab, Johnny.....	1950-52
Howitt, Dann.....	1989-92	Johnson, Rankin.....	1941	Kern, Bill.....	1962	Kucks, Johnny.....	1959-60
Howser, Dick.....	1961-63	Johnson, Roy.....	1918	Ketchum, Fred.....	1901	Kuczynski, Bert.....	1943
Hoyle, Tex.....	1952	Johnson, Stan.....	1961	Ketchum, Gus.....	1922	Kull, John.....	1909
Hoyt, Waite.....	1931	Johnson, Walt.....	1917	Kiefer, Steve.....	1984-85	Kurme, Mike.....	1955
Hubbard, Glenn.....	1988-89	Johnston, Doc.....	1922	Kiely, Bobby.....	2004-07	Kunkel, Bill.....	1961-62
Huckleberry, Earl.....	1935	Johnstone, Jay.....	1973	Kiely, Leo.....	1960	Kutyna, Marty.....	1959-60
Hudgens, Dave.....	1983-83	Johnstone, John.....	1997	Kilby, Brad.....	2009-10		
Hudson, Tim.....	1999-04	Jones, Doug.....	1999-00	Kilkenny, Mike.....	1972-72		
Hulvey, Hank.....	1923	Jones, Gordon.....	1962	Killeen, Evans.....	1959		
Hunter, Billy.....	1957-58	Jones, Jeff.....	1980-84	King, Lee.....	1916	Laabs, Chet.....	1947
Hunter, Catfish.....	1965-74	Jones, John.....	1923, 32	Kingery, Mike.....	1992	Lacey, Bob.....	1977-80
Husta, Carl.....	1925	Jones, Marcus.....	2000	Kingman, Brian.....	1979-82	Lachemann, Marcel.....	1969-71
Husting, Bert.....	1902	Joost, Eddie.....	1947-54	Kingman, Dave.....	1984-86	Lachemann, Rene.....	1965-66, 68
Huston, Warren.....	1937	Jorgensen, Mike.....	1977	Kinney, Dennis.....	1982	Lagger, Ed.....	1934
		Jose, Felix.....	1988-90	Kinney, Walt.....	1919-20, 23	Lajoie, Nap.....	1901-02, 15-16
		Joseph, Rick.....	1964	Kircher, Mike.....	1919	Lamar, Bill.....	1924-27
		Joyce, Bob.....	1939	Kirk, Bill.....	1961	Lamp, Dennis.....	1987
		Joyce, Dick.....	1965	Kirk, Tom.....	1947	Landis, Bill.....	1963
		Jurak, Ed.....	1988	Kish, Ernie.....	1945	Landis, Jim.....	1965
		Justice, David.....	2002	Klein, Lou.....	1951	Langerhans, Ryan.....	2007
				Klieman, Ed.....	1950	Langford, Rick.....	1977-86
				Klimchock, Lou.....	1958-61	Lanning, Red.....	1916
				Klimkowski, Ron.....	1971	Lansford, Carney.....	1983-92
				Kline, Bob.....	1934	Lapp, Jack.....	1908-15
				Klink, Joe.....	1990-91	Larish, Jeff.....	2010
				Klutts, Mickey.....	1979-82	Larkin, Ed.....	1909
				Kneer, Lou.....	1945-46	Larsen, Don.....	1960-61
				Knickerbocker, Austin.....	1947	LaRoche, Andy.....	2011
				Knickerbocker, Bill.....	1942	LaRussa, Tony.....	1963, 68-71
				Knight, John.....	1905-07	Lasorda, Tommy.....	1956
				Knott, Jack.....	1941-42, 46	Lau, Charlie.....	1963-64
				Knowles, Darold.....	1971-74	Lauder, Billy.....	1901
				Knowlson, Tom.....	1915	Lauzerique, George.....	1967-69
				Knowlton, Bill.....	1920	Lavan, Doc.....	1913
				Koch, Billy.....	2002	Lavelle, Gary.....	1987
				Kolloway, Don.....	1953	Law, Vance.....	1991

### BIG FIRST INNINGS IN OAKLAND HISTORY

Runs	Opponent	Date	Final Score	Runs	Opponent	Date	Final Score
13	vs. California	July 5, 1996	W, 16-8	7	vs. New York	July 24, 1970	W, 11-0
9	vs. Texas	Sept. 30, 2000	W, 23-2	7	vs. Kansas City	July 25, 1976	W, 9-2
9	vs. Baltimore	Sept. 3, 2006	W, 10-1	7	vs. Detroit	June 2, 1986	W, 7-1
8	vs. Minnesota	Aug. 4, 1980	W, 11-2	7	at Chicago	June 16, 1990	W, 12-3
8	at Toronto	Aug. 14, 1999	W, 13-5	7	vs. Detroit	June 26, 1994	W, 10-5
8	vs. Los Angeles	July 17, 2011	W, 9-1	7	at Anaheim	July 2, 2000	W, 10-3



## Athletics All-Time Roster, continued

Lawry, Otis..... 1916-17	Mackinson, John..... 1953	McCue, Frank..... 1922	Mills, Bill..... 1944
Laxton, Brett..... 1999	Madjeski, Ed..... 1932-34	McDermott, Mickey..... 1957,	Mincher, Don..... 1970-72
Leahy, Tom..... 1901	Magadan, Dave..... 1997-98	61	Miner, Ray..... 1921
Lear, Fred..... 1915	Maggert, Harl..... 1912	McDevitt, Danny..... 1962	Minetto, Craig..... 1978-81
LeBourveau, Bevo..... 1929	Magnante, Mike..... 2000-02	McDonald, Hank..... 1931, 33	Mitchell, Craig..... 1975-77
Lehner, Paul..... 1950-51	Magnuson, Trystan..... 2011	McDonald, Jason..... 1997-99	Mitchell, Fred..... 1902
Lehr, Justin..... 2004	Mahaffey, Roy..... 1930-35	McElwee, Lee..... 1916	Mitchell, Kevin..... 1998
Leiper, Dave..... 1984, 86-87,	Mahay, Ron..... 1999-00	McGee, Willie..... 1990	Mitchell, Paul..... 1976-77
94-95	Mahon, Al..... 1930	McGeehan, Conny..... 1903	Mitterling, Ralph..... 1916
Leitner, Dummy..... 1901	Mailho, Emil..... 1936	McGhee, Bill..... 1944-45	Mohler, Mike..... 1993-98
LeMaster, Johnnie..... 1987	Mains, Jim..... 1943	McGhee, Ed..... 1953-54	Molina, Izzy..... 1996-98
Lennon, Patrick..... 1997	Majeski, Hank..... 1946-49,	McGillen, John..... 1944	Monahan, Rinty..... 1953
Lennox, Ed..... 1906	51-52	McGowan, Beauty .. 1922-23	Monday, Rick..... 1966-71
Leonard, Elmer..... 1911	Mallonee, Ben..... 1921	McGwire, Mark..... 1986-97	Monteagudo, Aurelio.....
Leovich, John..... 1941	Mallory, Sheldon..... 1977	McInnis, Stuffy..... 1909-17	1963-66
Leshner, Brian..... 1996-98	Malone, Lew..... 1915-16	McIntyre, Matty..... 1901	Montgomery, Steve..... 1996-97
Lewis, Allan.. 1967-70, 72-73	Mangual, Angel..... 1971-76	McKay, Cody..... 2002	Mooneyham, Bill..... 1986
Lewis, Colby..... 2007	Manrique, Fred..... 1991	McKay, Dave..... 1980-82	Moore, Ferdie..... 1914
Lewis, Darren..... 1990	Manush, Frank..... 1908	McKeithan, Tim..... 1932-34	Moore, Jimmy..... 1930-31
Lewis, Richie..... 1997	Marchildon, Phil..... 1940-42,	McKinney, Bob..... 1901	Moore, Kelvin..... 1981-83
Lidle, Cory..... 2001-02	45-49	McKinney, Rich.. 1973-75, 77	Moore, Kerwin..... 1996
Lieber, Dutch..... 1935-36	Marcum, Johnny..... 1933-35	McLain, Denny..... 1972	Moore, Mike..... 1989-92
Liebhart, Glenn..... 1930	Maris, Roger..... 1958-59	McLaughlin, Bo..... 1981-82	Moore, Roy..... 1920-22
Lillard, Bill..... 1939-40	Markland, Gene..... 1950	McLaughlin, Pat..... 1940	Morales, Jose..... 1973
Lilly, Ted..... 2002-03	Marquez, Gonzalo .. 1972-73	McLemore, Mark..... 2004	Moran, Herbie..... 1908
Limmer, Lou..... 1951, 54	Marshall, Jay..... 2007, 09	McMahan, Jack..... 1956	Morey, Dave..... 1913
Lindblad, Paul..... 1965-71,	Martin, Billy..... 1957	McManus, Jim..... 1960	Morgan, Cy..... 1909-12
73-76	Martin, Doc..... 1908, 11-12	McMichael, Greg..... 1999	Morgan, Joe..... 1959
Lindemann, Bob..... 1901	Martin, Morrie..... 1951-54	McMillon, Billy... 2001, 03-04	Morgan, Joe..... 1984
Lindstrom, Axel..... 1916	Martin, Pat..... 1919-20	McMullen, Ken..... 1976	Morgan, Mike..... 1978-79
Lintz, Larry..... 1976-77	Martinez, Hector..... 1962-63	McNair, Eric..... 1929-35, 42	Morgan, Tom..... 1957
Lisenbee, Hod..... 1936	Martinez, Marty..... 1972	McNamara, Bob..... 1939	Morris, Doyt..... 1937
Littrill, Jack..... 1952, 54-55	Martinez, Ted..... 1975	McNealy, Rusty..... 1983	Morrisette, Bill..... 1915-16
Livingston, Paddy..... 1909-11	Martini, Wedo..... 1935	McNulty, Bill..... 1969, 72	Morse, Bud..... 1929
Loaiza, Esteban..... 2006-07	Martyn, Bob..... 1957-59	McPherson, John..... 1901	Mortensen, Clayton 2009-10
Lochhead, Harry..... 1901	Mashore, Damon..... 1996-97	McQuaig, Jerry..... 1934	Moscoco, Guillermo..... 2011
Locker, Bob..... 1970-72	Masters, Walt..... 1939	McQuinn, George..... 1946	Moses, Wally..... 1935-41,
Lockwood, Skip..... 1965	Matarazzo, Len..... 1952	Mecir, Jim..... 2000-04	49-51
Lodigiani, Dario..... 1938-40	Mathes, Joe..... 1912	Medich, Doc..... 1977	Moss, Charlie..... 1934-36
Long, Lep..... 1911	Mathews, Nelson..... 1964-65	Meehan, Bill..... 1915	Mossi, Don..... 1965
Long, Terrence..... 2000-03	Mathews, T.J..... 1997-01	Meeker, Roy..... 1923-24	Mulder, Mark..... 2000-04
Loos, Pete..... 1901	Matos, Francisco..... 1994	Melhuse, Adam..... 2003-07	Mullin, Jim..... 1904
Lopes, Davey..... 1982-84	Matsui, Hideki..... 2011	Melillo, Kevin..... 2007	Munch, Jake..... 1918
Lopez, Hector..... 1955-59	Matthews, Wid..... 1923	Mellana, Joe..... 1927	Munoz, Pedro..... 1996
Lord, Bris..... 1905-07, 10-12	Mattox, Cloy..... 1929	Meloan, John..... 2009	Munson, Eric..... 2009
Lorraine, Andrew..... 1997	Matuzak, Harry..... 1934, 36	Melton, Dave..... 1956, 58	Mura, Steve..... 1985
Lovrich, Pete..... 1963	Mauro, Carmen..... 1953	Menechino, Frank... 1999-04	Murphy, Danny..... 1902-13
Lovullo, Torey..... 1996	Maxvill, Dal..... 1972-75	Mercado, Orlando..... 1988	Murphy, Donnie..... 2007-08
Lowry, Sam..... 1942-43	Maxwell, Bert..... 1908	Mercedes, Henry..... 1992-93	Murphy, Dwayne..... 1978-87
Luby, Hal..... 1936	Mayne, Brent..... 1997	Metro, Charlie..... 1944-45	Murphy, Eddie..... 1912-15
Ludwick, Eric..... 1997	Mayo, Eddie..... 1943	Metzler, Alex..... 1926	Murphy, Mike..... 1916
Lugo, Ruddy..... 2007	Mazzaro, Vin..... 2009-10	Meyer, Billy..... 1916-17	Murphy, Morgan..... 1901
Lumpe, Jerry..... 1959-63	McAvoy, Wickey..... 1913-15,	Meyer, Bob..... 1964	Murray, Joe..... 1950
Lydy, Scott..... 1993	17-19	Meyer, Dan..... 1982-85	Murray, Larry..... 1977-79
Lysander, Rick..... 1980	McCahan, Bill..... 1946-49	Meyer, Dan..... 2007-08	Murray, Ray..... 1951-53
<b>M</b>	McCann, Emmett..... 1920-21	Meyer, Russ..... 1959	Murton, Matt..... 2008
Maas, Duke..... 1958	McCarthy, Brandon..... 2011	Meyer, Scott..... 1978	Myatt, Glenn..... 1920-21
Mabry, John..... 2002	McCarty, David..... 2003	Michaels, Cass..... 1952-53	Myers, Elmer..... 1915-18
Macfarlane, Mike.... 1998-99	McCatty, Steve..... 1977-85	Miles, Carl..... 1940	Myers, Greg..... 2001-02
Mack, Earle..... 1910-11, 14	McConnell, Sam..... 1915	Miles, Dee..... 1939-42	Myers, Joseph..... 1905
Mack, Shane..... 1998	McCosky, Barney.... 1946-48,	Miller, Bing... 1922-26, 28-34	
Mackenzie, Eric..... 1955	50-51	Miller, Damian..... 2004	
Mackenzie, Gordon..... 1961	McCovey, Willie..... 1976	Miller, Jai..... 2011	
Mackiewicz, Felix.... 1941-43	McCoy, Benny..... 1940-41	Miller, Rudy..... 1929	
	McCrabb, Les.... 1939-42, 50	Milligan, Billy..... 1901	





## Athletics All-Time Roster, continued

Schillings, Red.....1922	Smith, Harry.....1901	Swift, Bob.....1942-43	<b>U</b>
Schiltzer, Biff.....1908-09	Smith, Mark.....1983	Swisher, Nick.....2004-07	Umbarger, Jim.....1977
Schreckengost, Ossee.....	Smith, Mayo.....1945		Underwood, Tom....1981-83
1902-08	Smith, Red.....1925		Upchurch, Woody...1935-36
Schumann, Hack.....1906	Smith, Syd.....1908	<b>T</b>	Urton, Bill.....1954
Schwartz, Randy....1965-66	Smithberg, Roger...1993-94	Tabb, Jerry.....1977-78	Urban, Jack.....1957-58
Schypinski, Jerry.....1955	Snelling, Chris.....2007	Taff, John.....1913	
Scott, Dick.....1989	Snyder, Bernie.....1935	Talbot, Fred...1965-66, 69-70	
Scott, Rodney.....1977	Snyder, Brian.....2000-02	Talton, Tim.....1966-67	
Scutaro, Marco.....2004-07	Snyder, Russ.....1959-60	Tam, Jeff.....2000-02	
Segui, Diego.....1962-68,	Sogard, Eric.....2010-11	Tartabull, Danny.....1995	
70-72	Sorensen, Lary.....1984	Tartabull, Jose.....1962-66,	
Seibold, Socks..1915-17, 19	Sosa, Elias.....1978	69-70	
Seitzer, Kevin.....1993	Souza, Mark.....1980	Taylor, Arlas.....1921	
Service, Scott.....2000	Sparks, Steve.....2003	Taylor, Billy.....1994, 96-99	
Sexton, Jimmy.....1981-82	Speaker, Tris.....1928	Taylor, Harry.....1957	
Seybold, Socks.....1901-08	Spencer, Jim.....1981-82	Taylor, Joe.....1954	
Shamsky, Art.....1972	Sperry, Stan.....1938	Taylor, Michael.....2011	
Shanner, Bill.....1920	Spicer, Bob.....1955-56	Tejada, Miguel.....1997-03	
Shannon, Red.....1917-21	Spiezio, Scott.....1996-99	Telgheder, Dave.....1996-98	
Shantz, Billy.....1954-55	Sprague, Ed.....1968-69	Tellmann, Tom.....1985	
Shantz, Bobby.....1949-56	Sprague, Ed.....1998	Tenace, Gene.....1969-76	
Sharman, Ralph.....1917	Springer, Russ.....2009	Terry, Ralph.....1957-59, 66	
Shaughnessy, Shag.....1908	Stafford, Bill.....1966-67	Terwilliger, Wayne...1959-60	
Shaver, Jeff.....1988	Staggs, Steve.....1978	Tettleton, Mickey.....1984-87	
Shaw, Bob.....1961	Stahl, Larry.....1964-66	Thies, Dave.....1963	
Shaw, Don.....1972	Stainback, Tuck.....1946	Thomas, Bud.....1937-39	
Shawkey, Bob.....1913-15	Stairs, Matt.....1996-00	Thomas, Charles.....2005	
Shea, Red.....1918	Staley, Gerry.....1961	Thomas, Frank.....2006, 08	
Shean, Dave.....1906	Staller, George.....1943	Thomas, Fred.....1919-20	
Sheehan, Tom.....1915-16	Stanley, Fred.....1981-82	Thomas, Ira.....1909-15	
Sheets, Ben.....2010	Stanley, Mike.....2000	Thomas, Kite.....1952-53	
Sheldon, Rollie.....1965-66	Steelman, Farmer...1901-02	Thomasson, Gary.....1978	
Sheldon, Scott.....1997	Stein, Blake.....1998-99	Thompson, Harry.....1919	
Sherling, Ed.....1924	Stein, Irv.....1932	Thompson, Kevin.....2007	
Sherman, Joe.....1915	Steinbach, Terry...1986-96	Thompson, Shag....1914-16	
Shirley, Tex.....1941-42	Stellbauer, Bill.....1916	Thompson, Tim.....1956-57	
Shoemaker, Charlie.....	Stephens, Gene.....1961-62	Thrasher, Buck.....1916-17	
1961-62, 64	Stewart, Bill.....1955	Throneberry, Marv...1960-61	
Shores, Bill.....1928-31	Stewart, Dave...1986-92, 95	Tillman, Rusty.....1986	
Show, Eric.....1991	Stewart, Shannon.....2007	Tipton, Eric.....1939-41	
Siebern, Norm.....1960-63	Stock, Wes.....1964-67	Tipton, Joe.....1950-52	
Siebert, Dick.....1938-45	Stokes, Art.....1925	Tobin, Pat.....1941	
Siebert, Sonny.....1975	Stone, Ron.....1966	Todd, Jim.....1975-76, 79	
Sierra, Ruben.....1992-95	Stottlemyre, Todd.....1995	Todt, Phil.....1931	
Sigafoos, Frank.....1926	Strand, Paul.....1924	Tolleson, Steve.....2010	
Sima, Al.....1954	Street, Huston.....2005-08	Tomanek, Dick.....1958-59	
Simmons, Al.....1924-32,	Strunk, Amos.....1908-17,	Tomberlin, Andy.....1995	
40-41, 44	19-20, 24	Tomko, Brett.....2009	
Simpson, Harry.....1955-59	Sturdivant, Tom..1959, 63-64	Tompkins, Ron.....1965	
Sinatro, Matt.....1987-88	Sturgis, Dean.....1914	Toppin, Rupe.....1962	
Singleton, Chris.....2003	Styles, Lena.....1919-21	Torrealba, Pablo.....1977	
Sizemore, Scott.....2011	Suarez, Ken.....1966-67	Torrez, Mike.....1976-77, 84	
Skaff, Frank.....1943	Suder, Pete..1941-43, 46-55	Tovar, Cesar.....1975-76	
Skizas, Lou.....1956-57	Sullivan, Jaywood...1961-63	Trice, Bob.....1953-55	
Slappey, John.....1920	Sullivan, Jim.....1921-22	Trillo, Manny.....1973-74	
Slaughter, Enos.....1955-56	Summa, Homer.....1929-30	Trowbridge, Bob.....1960	
Sleater, Lou.....1955	Summers, Champ.....1974	Trucks, Virgil.....1957-58	
Slusarski, Joe.....1991-93	Sutton, Don.....1985	Tsitouris, John.....1958-60	
Small, Aaron.....1996-98	Sutton, Larry.....2002	Turbeville, George...1935-37	
Small, Jim.....1958	Suzuki, Kurt.....2007-11	Turner, Terry.....1919	
Smith, Dave.....1938-39	Sveum, Dale.....1993	Turner, Tink.....1915	
Smith, Eddie.....1936-39	Sweeney, Buck.....1914	Tuttle, Bill.....1958-61	
Smith, Greg.....2008	Sweeney, Mike.....2008	Tyack, Jim.....1943	
Smith, Hal.....1956-59	Sweeney, Ryan.....2008-11	Tyrone, Jim.....1977	
			Valdez, Mario.....2000-01
			Valo, Elmer..1940-43, 46-56
			Van Brabant, Ozzie.1954-55
			Van Poppel, Todd.....1991,
			93-96
			Vaughan, Porter....1940-41,
			46
			Vaughn, Roy.....1934
			Veach, Al.....1935
			Velandia, Jorge.....1998-00
			Velarde, Randy.1999-00, 02
			Venafro, Mike.....2002
			Vickers, Rube.....1907-09
			Virgil, Ozzie.....1961
			Vizcaino, Luis.....1999-01
			Voigt, Jack.....1998
			Von Ohlen, Dave....1986-87
			Vosberg, Ed.....1994
			Voss, Bill.....1972
			<b>W</b>
			Waddell, Rube.....1902-07
			Wagner, Hal.....1937-44
			Wagner, Mark.....1984
			Wagner, Neil.....2011
			Wahl, Kermit.....1950-51
			Walberg, Rube.....1923-33
			Walker, Frank.....1920-21
			Walker, Jerry.....1961-62
			Walker, Johnny.....1919-21
			Walker, Tilly.....1918-23
			Walker, Todd.....2007
			Walker, Tom.....1902
			Wallaesa, Jack.1940, 42, 46
			Walling, Denny.....1975-76
			Wallis, Joe.....1978-79
			Walsh, Jimmy.....1912-16
			Walton, Bruce.....1991-92
			Wambsganss, Bill.....1926
			Ward, Preston.....1958-59
			Warren, Mike.....1983-85
			Warstler, Rabbit....1934-36
			Wasdin, John.....1995-96
			Washington, Claudell.....
			1974-76
			Washington, Herb...1974-75
			Waslewski, Gary.....1972
			Watlington, Neal.....1953
			Watson, Matt.....2005, 10
			Watson, Mule.....1918-19
			Weaver, Harry.....1915-16
			Webb, Skeeter.....1948
			Webster, Ray....1967-69, 71
			Weeks, Jemie.....2011
			Weiss, Walt.....1987-92
			Welaj, Johnny.....1943
			Welch, Bob.....1988-94

Welch, Frank ..... 1919-26	Williams, Mark ..... 1977	Wojciechowski, Steve..... 1995-97	<b>Y</b>
Wellman, Bob ..... 1948, 50	Williams, Marsh ..... 1916	Wojcik, John ..... 1962-64	Yabu, Keiichi ..... 2005
Wengert, Don ..... 1995-97	Willingham, Josh ..... 2011	Wolf, Lefty ..... 1921	Yankowski, George..... 1942
Werber, Billy ..... 1937-38	Willis, Dale ..... 1963	Wolf, Ross ..... 2010	Yarrison, Rube ..... 1922
Wetzel, Buzz ..... 1927	Willis, Lefty ..... 1925-27	Wolfe, Chuck ..... 1923	Yerkes, Carroll ..... 1927-29
Wheat, Lee ..... 1954-55	Wisshere, Whitey..... 1934-36	Wolff, Roger ..... 1941-43	York, Lefty ..... 1919
Wheat, Zack ..... 1927	Wilson, Bill ..... 1954-55	Wornack, Dooley ..... 1970	York, Rudy ..... 1948
Wheaton, Woody ... 1943-44	Wilson, Highball..... 1902	Wood, Doc ..... 1923	Yoter, Elmer ..... 1921
White, Don ..... 1948-49	Wilson, Jack ..... 1934	Wood, Jason ..... 1998	Young, Curt..... 1983-91, 93
White, Jo-Jo ..... 1943-44	Wilson, Jim ..... 1949	Wood, Mike ..... 2003	Young, Ernie ..... 1994-97
Whittaker, Walt ..... 1916	Wilson, Tom ..... 2001	Woodard, Darrell ..... 1978	Young, Matt ..... 1989
Wickersham, Dave . 1960-63	Wilson, Willie ..... 1991-92	Woods, Gary ..... 1976	Young, Ralph ..... 1922
Wilhelm, Spider ..... 1953	Wiltse, Snake ..... 1901-02	Worden, Fred ..... 1914	Yount, Eddie ..... 1937
Wilkins, Bobby ..... 1944-45	Windhorn, Gordie ..... 1962	Worrell, Tim ..... 1998-99	
Willard, Jerry ..... 1986-87	Windsor, Jason ..... 2006	Wortham, Rich ..... 1983	<b>Z</b>
Williams, Al ..... 1937-38	Wingo, Al ..... 1919	Wright, Ed ..... 1952	Zachary, Tom ..... 1918
Williams, Billy ..... 1975-76	Wingo, Ed ..... 1920	Wright, Taffy ..... 1949	Zapostas, Joe ..... 1933
Williams, Dib ..... 1930-35	Winston, Hank ..... 1933	Wuertz, Michael..... 2009-11	Zernial, Gus ..... 1951-57
Williams, Dick ..... 1959-60	Wirth, Alan ..... 1978-80	Wyatt, John ..... 1961-66, 69	Ziegler, Brad ..... 2008-11
Williams, Don ..... 1962	Witasick, Jay. 1996-98; 05-07	Wyckoff, Weldon..... 1913-16	Zinn, Jimmy ..... 1919
Williams, Earl ..... 1977	Witmeyer, Ron ..... 1991	Wyse, Hank ..... 1950-51	Zito, Barry ..... 2000-06
Williams, George ..... 1964	Witt, Bobby ..... 1992-94		Zoldak, Sam ..... 1951-52
Williams, George .... 1995-97	Witt, Whitey .. 1916-17, 19-21		

## MOST RECENT TRADES WITH EACH TEAM

<b>Arizona</b>	Acquired P Ryan Cook, OF Collin Cowgill and P Jarrod Parker for P Craig Breslow, P Trevor Cahill and cash considerations, December 9, 2011.
<b>Atlanta</b>	Acquired P Joey Devine and P Jamie Richmond for OF Mark Kotsay and cash considerations, January 14, 2008.
<b>Baltimore</b>	Acquired cash for OF Jai Miller, January 3, 2012
<b>Boston</b>	Acquired OF Josh Reddick and minor league P Raul Alcantara and IF Miles Head for P Andrew Bailey and OF Ryan Sweeney, December 28, 2011
<b>Chicago-AL</b>	Acquired OF Ryan Sweeney, LHP Gio Gonzalez and RHP Fautino De Los Santos for OF Nick Swisher, January 3, 2008.
<b>Chicago-NL</b>	Acquired IF Jake Fox, IF Aaron Miles and cash for P Jeff Gray, minor league P Ronny Morla and minor league OF Matt Spencer, December 3, 2009.
<b>Cincinnati</b>	Acquired IF Adam Rosales and OF Willy Taveras for IF Aaron Miles and a player to be named later, February 2, 2010.
<b>Cleveland</b>	Acquired P Roy Smith for cash considerations on November 13, 2002.
<b>Colorado</b>	Acquired OF Seth Smith for P Guillermo Moscoso and P Josh Outman, January 16, 2012
<b>Detroit</b>	Acquired IF Scott Sizemore for P David Purcey, May 27, 2011.
<b>Florida</b>	Acquired P Mark Redman for P Mike Neu and minor league P Bill Murphy on December 16, 2003
<b>Houston</b>	Acquired P Kirk Saarloos for P Chad Harville on April 17, 2004.
<b>Kansas City</b>	Acquired 1B Kila Ka'aihue for minor league P Philip Hollingsworth, September 27, 2011
<b>Los Angeles-AL</b>	Acquired P Omar Olivares and IF Randy Velarde for minor leaguers OF Jeff DaVanon, OF Nathan Haynes and P Elvin Nina on July 21, 1999.
<b>Los Angeles-NL</b>	Acquired OF Milton Bradley and IF Antonio Perez in exchange for OF Andre Ethier, December 13, 2005
<b>Milwaukee</b>	Acquired IF Keith Ginter for P Justin Lehr and OF Nelson Cruz, December 15, 2004.
<b>Minnesota</b>	Acquired minor league IF Tyler Ladendorf for IF Orlando Cabrera, July 31, 2009
<b>New York-AL</b>	Acquired P Chris Hammond for P Eduardo Sierra and minor league INF J.T. Stotts on December 18, 2003
<b>New York-NL</b>	Acquired P Frank Brooks for a player to be named later on December 15, 2003
<b>Philadelphia</b>	Acquired IF Adrian Cardenas, P Josh Outman and OF Matt Spencer for P Joe Blanton, July 17, 2008.
<b>Pittsburgh</b>	Acquired C Jason Kendall and cash in exchange for P Mark Redman, P Arthur Rhodes and cash, November 27, 2004.
<b>St. Louis</b>	Acquired P Clayton Mortensen and minor league IF Brett Wallace and OF Shane Patterson for OF Matt Holliday, July 24, 2009
<b>San Diego</b>	Acquired IF Kevin Kouzmanoff and minor league IF Eric Sogard for OF Scott Hairston and OF Aaron Cunningham, January 16, 2010
<b>San Francisco</b>	Acquired OF Ernest Riles for OF Darren Lewis and minor league P Pedro Pena on December 4, 1990.
<b>Seattle</b>	Acquired minor league P Justin Souza for IF Jack Hannahan, July 11, 2009
<b>Tampa Bay</b>	Acquired OF Ryan Golecki in exchange for cash considerations, December 7, 2006.
<b>Texas</b>	Acquired P Guillermo Moscoso for minor league P Ryan Kelly, January 8, 2011.
<b>Toronto</b>	Acquired cash for P Trystan Magnuson, November 4, 2011
<b>Washington</b>	Acquired P Brad Peacock, P Tom Milone, C Derek Norris and minor league P A.J. Cole for P Gio Gonzalez and minor league P Rob Gilliam, December 23, 2011.

# OAKLAND A'S COACHES

Adair, Jerry ..... 1972-74	Hudgens, Dave. 1999, 03-05	Mitterwald, George .. 1979-82	Schaefer, Bob ..... 2007
Alejo, Bob ..... 1996-97	Jackson, Reggie ..... 1991	Moore, Jackie ..... 1981-84	Schoendienst, Red. 1977-78
Bosley, Thad ..... 1999-03	Jones, Gary ..... 1998	Monchak, Al ..... 1976	Schueler, Ron ..... 1983-84
Boyer, Clete ..... 1980-85	Kusnyer, Art ..... 1989-95	Newman, Jeff ..... 1986	Skaalen, Jim ..... 2009-10
Burleson, Rick ..... 1991	Lachemann, Rene. 1987-92,	Noren, Irv ..... 1971-74	Skinner, Joel ..... 2011
Cluck, Bob ..... 1996-97	05-07	Nottle, Ed ..... 1983	Speier, Chris ..... 2004
DeFrancisco, Tony ..... 2008	Lansford, Carney .... 1994-95	Paul, Mike ..... 1987-88	Stange, Lee ..... 1977-79
Didier, Bob ..... 1984-86	Lau, Charlie ..... 1970	Perry, Gerald ..... 2006, 11	Steverson, Todd ..... 2009-10
DiMaggio, Joe ..... 1968-69	Lefebvre, Jim 1987-88, 94-95	Peterson, Rick ..... 1998-03	Stock, Wes .. 1973-76, 84-86
Dyer, Duffy ..... 1996-98	Lollar, Sherm ..... 1968-69	Plaza, Ron ..... 1986	Van Burklee, Ty ..... 2007-08
Duncan, Dave ..... 1986-95	Lonnett, Joe ..... 1976	Posedel, Bill ..... 1968-72	Wakamatsu, Don ..... 2008
Ermer, Cal ..... 1977	Lumpe, Jerry ..... 1971	Quade, Mike ..... 2000-02	Waller, Tye ..... 2007-11
Fischer, Brad ..... 1996-07	Luzinski, Greg ..... 1993	Rader, Doug ..... 1992	Walling, Denny ..... 1996-98
Fowler, Art ..... 1980-82	Macha, Ken ..... 1999-02	Rettenmund, Merv .. 1989-90	Walls, Lee ..... 1979-82
Francona, Terry ..... 2003	Maxvill, Dal ..... 1975	Reynolds, Tommie .. 1989-95	Washington, Ron .... 1996-06
Gallego, Mike ..... 2009-11	McKay, Dave ..... 1984-95	Rodriguez, Rick ..... 2011	Watson, Bob ..... 1986-88
Geren, Bob ..... 2003-06	McKeon, Jack ..... 1978	Romanick, Ron ..... 2008-11	Williams, Billy ..... 1983-85
Hofman, Bob 1969-70, 74-78	McNamara, John .... 1968-69	Rudi, Joe ..... 1986-87	Winkles, Bobby ..... 1974-75
Hoscheit, Vern ..... 1969-74	Metro, Charlie ..... 1982	Saul, Jim ..... 1979	Young, Curt ..... 2004-10

# OAKLAND A'S & SAN FRANCISCO GIANTS

Since 1968, there have been a total of 72 players who have played for both the Oakland Athletics and San Francisco Giants. Here is an alphabetical listing of those players.

Player	With A's	With Giants	Player	With A's	With Giants
Mike Aldrete	1993-95	1986-88	Brian Kingman	1979-82	1983
Gary Alexander	1978	1975-77	Dave Kingman	1984-86	1971-74
Felipe Alou	1970-71	1958-63	Brad Komminsk	1991	1990
Jesus Alou	1973-74	1963-68	Bob Lacey	1977-80	1984
Matty Alou	1972	1960-65	Gary Lavelle	1987	1974-84
Dusty Baker	1985-86	1984	Johnnie LeMaster	1986	1975-85
Bill Bathe	1986	1989-90	Darren Lewis	1990	1991-95
Vida Blue	1969-77	1978-81; 1985-86	Brent Mayne	1997	1998-99
Ollie Brown	1972	1965-68	David McCarty	2003	1995-96
Orlando Cabrera	2009	2011	Willie McCovey	1976	1959-73; 1977-80
Ernie Camacho	1980	1989-90	Willie McGee	1990	1991-94
Santiago Casilla	2004-09	2010-11	Kevin Mitchell	1998	1987-91
Alberto Castillo	2005	2003	Joe Morgan	1984	1981-82
Orlando Cepeda	1972	1958-66	Bill North	1973-78	1979-81
Doug Clark	2005	2006	Marty Perez	1977-78	1976
Joe Coleman	1977-78	1979	Luis Quinones	1983	1986
John D'Acquisto	1982	1973-76	Dave Righetti	1994	1991-93
Rajai Davis	2008-10	2007-08	Ernest Riles	1991	1988-90
Kelly Downs	1992-93	1986-92	Rick Rodriguez	1986-87	1990
Ray Durham	2002	2003-08	Alejandro Sanchez	1987	1984
Randy Elliott	1980	1977	Scott Sanderson	1990	1993
Alan Embree	2007-08	1999-2001	F.P. Santangelo	2001	1999
Keith Foulke	2003; 2008	1997	Scott Service	2000	1995
Tito Fuentes	1978	1965-67; 1969-74	Lary Sorensen	1984	1988
Phil Garner	1973-76	1988	Elias Sosa	1978	1972-74
Dan Giese	2009	2007	Champ Summers	1974	1982-83
Rich Gossage	1992-93	1989	Miguel Tejada	1997-03	2011
Jose Guillen	2003	2010	Gary Thomasson	1978	1972-77
Dave Heaverlo	1978-79; 1981	1975-77	Rusty Tillman	1986	1988
Dave Henderson	1988-93	1987	Brett Tomko	2009	2004-05
Gil Heredia	1998-01	1991-92	Manny Trillo	1973-74	1984-85
Stan Javier	1986-90; 1994-95	1996-99	Ed Vosberg	1994	1990
John Johnstone	1997	1997-2000	Jay Witasick	1996-98; 05-07	2002
Ed Jurak	1988	1989	Tim Worrell	1998-99	2001-03; 06
Bob Kearney	1981-83	1979	Keiichi Yabu	2005	2008
Mike Kingery	1992	1990-91	Barry Zito	2000-06	2007-11

*Justin Verlander won both the American League Cy Young and MVP awards in 2011.*

**OPPONENTS**



# BALTIMORE ORIOLES



American League East  
 Oriole Park at Camden Yards  
 333 W. Camden Street  
 Baltimore, MD 21201

Switchboard: (410) 547-6100  
 Press Box: (410) 547-6257, 6259

Media Relations: (410) 547-6150  
 Communications FAX: (410) 547-6272

Chairman of the Board, Chief Executive Officer ..... Peter G. Angelos  
 Executive Vice President ..... John P. Angelos  
 Executive Vice President, Baseball Operations ..... Dan Duquette  
 Manager ..... Buck Showalter  
 985-949 (13 seasons overall)  
 103-116 (2 seasons with Baltimore)  
 Director, Public Relations ..... Monica Barlow (410) 547-6160  
 Media Relations Manager ..... Jeff Lantz (410) 547-6106  
 Coordinator, Baseball Information ..... Jay Moskowitz (410) 547-6167  
 Team Travel Coordinator ..... Kevin Buck (410) 547-6075  
 Stadium ..... Oriole Park at Camden Yards  
 Capacity / Opened ..... 45,971 / 1992

## SERIES FACTS

Longest A's Winning Streak: 9, May 5, 2008-August 10, 2009  
 Longest Orioles Winning Streak: 13, August 14, 1977-April 27, 1979  
 Last A's Series Sweep at Oakland (3 games): May 27-29, 2011  
 Last A's Series Sweep at Oakland (4 games): August 23-26, 2004  
 Last A's Series Sweep at Baltimore (3 games): August 16-18, 2004  
 Last A's Series Sweep at Baltimore (4 games): August 26-29, 2005  
 Last Orioles Series Sweep at Oakland (3 games): August 15-17, 2005  
 Last Orioles Series Sweep at Oakland (4 games): May 22-25, 1987  
 Last Orioles Series Sweep at Baltimore (3 games): June 6-8, 2011  
 Last Orioles Series Sweep at Baltimore (4 games): July 7-9, 1961  
 Most Runs in a Game by Oakland: 15, August 30, 2001 (15-0)  
 Most Runs in a Game by Baltimore: 18, August 15, 1996 (18-5)  
 Widest Margin of Victory by Oakland: 15, August 30, 2001 (15-0)  
 Widest Margin of Victory by Baltimore: 13, August 15, 1996 (18-5)

## SERIES BREAKDOWN

	W	L	PCT.
PHI vs. Brewers (1901)	14	6	.700
PHI vs. Browns (1902-53)	606	513	.542
PHI vs. Orioles (1954)	12	10	.545
KC vs. Orioles (1955-67)	104	151	.408
OAK vs. Orioles (1968-2011)	244	241	.503
<b>Totals</b>	<b>980</b>	<b>921</b>	<b>.516</b>
<b>at the Coliseum</b>	<b>122</b>	<b>125</b>	<b>.494</b>
<b>at Camden Yards</b>	<b>55</b>	<b>42</b>	<b>.567</b>

## 2012 SCHEDULE

Dates	Site	Times
April 27-29	BAL	4:05, 4:05, 10:35
July 27-29	BAL	4:05, 4:05, 10:35
Sept. 14-16	OAK	7:05, 1:05, 1:05

## 2011 RECAP

Date	H-A	W-L	Score	Winner	Loser
5/27	H	W	6-2	Ziegler	Simon
5/28	H	W	4-2	Outman	Bergesen
5/29	H	W	6-4	Moscoso	Britton
6/6	A	L	2-4	Matusz	Gonzalez
6/7	A	L	0-4	Jakubauskas	Moscoso
6/8	A	L	2-3	Britton	Outman
8/15	H	L	2-6	Hunter	Gonzalez
8/16	H	W	8-4	Moscoso	Matusz
8/17	H	W	6-5	McCarthy	Simon
<b>Totals</b>	<b>5-4</b>	<b>36-34</b>			

## YEAR-BY-YEAR SERIES RESULTS

Year	Home	Road	Totals	Year	Home	Road	Totals	Year	Home	Road	Totals
1968	6-4	3-5	9-9	1983	3-3	1-5	4-8	1998	1-4	2-4	3-8
1969	3-3	1-5	4-8	1984	2-4	4-2	6-6	1999	4-2	3-3	7-5
1970	3-3	2-4	5-7	1985	3-3	2-4	5-7	2000	4-2	4-2	8-4
1971	2-4	2-3	4-7	1986	5-3	2-2	7-5	2001	4-2	3-0	7-2
1972	1-5	5-1	6-6	1987	2-4	3-3	5-7	2002	1-2	4-2	5-4
1973	3-3	4-2	7-5	1988	4-2	4-2	8-4	2003	6-0	1-2	7-2
1974	2-4	4-2	6-6	1989	5-1	2-4	7-5	2004	4-0	3-0	7-0
1975	5-1	3-3	8-4	1990	3-3	5-1	8-4	2005	0-3	6-1	6-4
1976	4-2	4-2	8-4	1991	4-2	5-1	9-3	2006	2-1	2-1	4-2
1977	0-5	2-3	2-8	1992	1-5	5-1	6-6	2007	1-2	3-2	4-4
1978	0-6	0-5	0-11	1993	1-5	1-5	2-10	2008	3-0	2-0	5-0
1979	2-4	2-4	4-8	1994	3-3	2-4	5-7	2009	3-0	2-1	5-1
1980	2-4	3-3	5-7	1995	3-3	4-2	7-5	2010	3-1	4-2	7-3
1981	3-3	2-4	5-7	1996	2-5	2-4	4-9	2011	5-1	0-3	5-4
1982	3-3	2-4	5-7	1997	1-5	2-3	3-8	<b>Totals</b>	<b>122-125</b>	<b>122-116</b>	<b>244-241</b>



# BOSTON RED SOX



American League East  
 Fenway Park  
 4 Yawkey Way  
 Boston, MA 02215-3496  
**Switchboard:** (617) 226-6000  
**Press Box:** (617) 226-6732  
**Media Relations:** (617) 226-6613  
**Media Relations FAX:** (617) 226-6713

Principal Owner ..... John Henry  
 President, Chief Executive Officer ..... Larry Lucchino  
 Executive Vice President, General Manager ..... Ben Cherington  
 Manager ..... Bobby Valentine  
 1117-1072 (15 seasons overall)  
 0-0 (1st season with Boston)  
 Director, Media Relations ..... Pam Ganley (617) 226-6715  
 Manager, Media Relations ..... Leah Tobin (617) 226-6519  
 Media Relations Specialist ..... Abby DeCiccio (617) 226-6214  
 Traveling Secretary ..... Jack McCormick (617) 226-6747  
 Stadium ..... Fenway Park  
 Capacity / Opened ..... 37,495 (night); 37,067 (day) / 1912

## SERIES FACTS

Longest A's Winning Streak: 6, June 13-August 3, 1969  
 Longest Red Sox Winning Streak: 11, July 10, 1993-April 28, 1994  
 Last A's Series Sweep at Oakland (3 games): May 23-25, 2008  
 Last A's Series Sweep at Oakland (4 games): None  
 Last A's Series Sweep at Boston (3 games): September 3-5, 1990  
 Last A's Series Sweep at Boston (4 games): August 10-12, 1971  
 Last Red Sox Series Sweep at Oakland (3 games): September 6-8, 2004  
 Last Red Sox Series Sweep at Oakland (4 games): August 4-7, 1977  
 Last Red Sox Series Sweep at Boston (3 games): June 3-5, 2011  
 Last Red Sox Series Sweep at Boston (4 games): July 22-25, 1993  
 Most Runs in a Game by Oakland: 21, June 14, 1969 (21-7)  
 Most Runs in a Game by Boston: 16 (twice), last: May 20, 1996 (16-4)  
 Widest Margin of Victory by Oakland: 14, June 14, 1969 (21-7)  
 Widest Margin of Victory by Boston: 12 (three times), last: April 15, 2000 (14-2)

## SERIES BREAKDOWN

	W	L	PCT.
PHI vs. Red Sox (1901-54)	533	632	.458
KC vs. Red Sox (1955-67)	109	149	.422
OAK vs. Red Sox (1968-2011)	219	274	.444
<b>Totals</b>	<b>861</b>	<b>1055</b>	<b>.449</b>
<b>at the Coliseum</b>	<b>129</b>	<b>114</b>	<b>.531</b>
<b>at Fenway Park (since 1968)</b>	<b>89</b>	<b>159</b>	<b>.359</b>

## 2012 SCHEDULE

Dates	Site	Times
April 30-May 2	BOS	4:10, 4:10, 10:35
July 2-4	OAK	7:05, 7:05, 1:05
Aug. 31-Sept. 2	OAK	7:05, 6:05, 1:05

## 2011 RECAP

Date	H-A	W-L	Score	Winner	Loser
4/19	H	W	5-0	Anderson	Lackey
4/20	H	L	3-5	Buchholz	Gonzalez
6/3	A	L	6-8	Jenks	Devine
6/4	A	L	8-9 (14)	Aceves	Moscoco
6/5	A	L	3-6	Lackey	Anderson
8/26	A	W	15-5	Gonzalez	Wakefield
8/27	A	L	3-9	Lester	Moscoco
8/27	A	L	0-4	Aceves	Godfrey
<b>Totals</b>	<b>2-6</b>	<b>43-46</b>			

## YEAR-BY-YEAR SERIES RESULTS

Year	Home	Road	Totals
1968	6-3	4-5	10-8
1969	4-2	4-2	8-4
1970	4-2	1-5	5-7
1971	4-2	5-1	9-3
1972	1-5	2-4	3-9
1973	3-3	5-1	8-4
1974	2-4	2-4	4-8
1975	4-2	2-4	6-6
1976	5-1	3-3	8-4
1977	2-4	1-4	3-8
1978	3-2	2-3	5-5
1979	2-4	1-5	3-9
1980	2-4	1-5	3-9
1981	4-2	1-5	5-7
1982	4-2	0-6	4-8
1983	2-4	2-4	4-8

Year	Home	Road	Totals
1984	3-3	2-4	5-7
1985	2-4	2-4	4-8
1986	3-3	2-4	5-7
1987	5-1	3-3	8-4
1988	6-0	3-3	9-3
1989	4-2	1-5	5-7
1990	4-2	4-2	8-4
1991	2-4	2-4	4-8
1992	4-2	3-3	7-5
1993	2-4	1-5	3-9
1994	1-5	2-4	3-9
1995	2-5	2-3	4-8
1996	4-2	1-6	5-8
1997	3-3	1-4	4-7
1998	1-4	1-5	2-9
1999	4-2	2-2	6-4

Year	Home	Road	Totals
2000	2-2	3-3	5-5
2001	4-2	1-2	5-4
2002	0-3	3-3	3-6
2003	2-2	2-1	4-3
2004	0-3	1-5	1-8
2005	2-1	2-5	4-6
2006	4-2	3-1	7-3
2007	3-1	1-3	4-4
2008	4-3*	0-3	4-6
2009	2-1	3-4	5-5
2010	4-2	1-2	5-4
2011	1-1	1-5	2-6
<b>Totals</b>	<b>130-115*</b>	<b>89-159</b>	<b>219-274</b>

\*includes 1-1 in Tokyo, Japan

# CHICAGO WHITE SOX



American League Central  
U.S. Cellular Field  
333 West 35th Street  
Chicago, IL 60616

Switchboard: (312) 674-1000

Press Box: (312) 674-5190

Media Relations: (312) 674-5300

Media Relations FAX: (312) 674-5116

Chairman ..... Jerry Reinsdorf  
Senior Vice President, General Manager ..... Ken Williams  
Manager ..... Robin Ventura  
0-0 (1st season)

Senior Vice President, Communications ..... Scott Reifert (312) 674-5302  
Director, Media Relations ..... Bob Beghtol (312) 674-5303  
Coordinator, Media Services ..... Ray Garcia (312) 674-5300  
Director of Team Travel ..... Ed Cassin (312) 674-5296  
Stadium ..... U.S. Cellular Field  
Capacity / Opened ..... 40,615 / 1991

## SERIES FACTS

Longest A's Winning Streak: 11, June 20-September 7, 1970  
Longest White Sox Winning Streak: 9, August 1, 1996-August 5, 1997  
Last A's Series Sweep at Oakland (3 games): August 14-16, 2007  
Last A's Series Sweep at Oakland (4 games): August 5-8, 1999  
Last A's Series Sweep at Chicago (3 games): July 8-10, 2005  
Last A's Series Sweep at Chicago (4 games): May 22-24, 1970  
Last White Sox Series Sweep at Oakland (3 games): May 16-18, 1997  
Last White Sox Series Sweep at Oakland (4 games): Sept. 24-27, 1987  
Last White Sox Series Sweep at Chicago (3 games): May 22-24, 2006  
Last White Sox Series Sweep at Chicago (4 games): May 8-11, 1997  
Most Runs in a Game by Oakland: 16 (twice), last: April 27, 2002 (16-1)  
Most Runs in a Game by Chicago: 17 (twice), last: Sept. 23, 1992 (17-6)  
Widest Margin of Victory by Oakland: 15, April 27, 2002 (16-1)  
Widest Margin of Victory by Chicago: 16, October 3, 1987 (17-1)

## SERIES BREAKDOWN

	W	L	PCT.
PHI vs. White Sox (1901-54)	585	589	.498
KC vs. White Sox (1955-67)	92	166	.357
OAK vs. White Sox (1968-2011)	287	267	.518
<b>Totals</b>	<b>964</b>	<b>1022</b>	<b>.485</b>
at the Coliseum	151	129	.539
at U.S. Cellular Field	54	50	.519

## 2012 SCHEDULE

Dates	Site	Times
April 23-25	OAK	7:05, 7:05, 12:35
Aug. 10-12	CWS	5:10, 4:10, 11:10

## 2011 RECAP

Date	H-A	W-L	Score	Winner	Loser
4/11	A	W	2-1 (10)	Ross	Crain
4/12	A	L	5-6 (10)	Sale	Cramer
4/13	A	W	7-4 (10)	Balfour	Thornton
5/13	H	L	3-4	Humber	McCarthy
5/14	H	W	6-2	Ross	Floyd
5/15	H	L	3-4	Buehrle	Cahill
6/9	A	L	4-9	Buehrle	Cahill
6/10	A	W	7-5	Balfour	Santos
6/11	A	L	2-3	Danks	Gonzalez
6/12	A	L	4-5	Humber	Moscoco
<b>Totals</b>		<b>4-6</b>	<b>43-43</b>		

## YEAR-BY-YEAR SERIES RESULTS

Year	Home	Road	Totals	Year	Home	Road	Totals	Year	Home	Road	Totals
1968	4-5	4-5	8-10	1983	4-3	1-5	5-8	1998	3-2	4-2	7-4
1969	6-3	4-5	10-8	1984	4-2	3-4	7-6	1999	4-0	3-3	7-3
1970	7-2	9-0	16-2	1985	3-4	2-4	5-8	2000	2-4	1-2	3-6
1971	1-8	6-3	7-11	1986	4-2	2-5	6-7	2001	3-0	5-1	8-1
1972	6-3	2-4	8-7	1987	3-4	1-5	4-9	2002	6-0	1-2	7-2
1973	6-3	6-3	12-6	1988	3-3	5-2	8-5	2003	2-1	3-3	5-4
1974	7-2	4-5	11-7	1989	4-3	4-2	8-5	2004	5-1	2-1	7-2
1975	6-3	3-6	9-9	1990	1-5	4-3	5-8	2005	4-2	3-0	7-2
1976	6-3	3-5	9-8	1991	4-3	2-4	6-7	2006	3-0	0-3	3-3
1977	3-5	2-5	5-10	1992	4-2	4-3	8-5	2007	4-2	1-2	5-4
1978	3-4	5-3	8-7	1993	3-4	3-3	6-7	2008	1-2	3-3	4-5
1979	3-4	1-5	4-9	1994	1-5	2-1	3-6	2009	1-2	4-2	5-4
1980	3-3	4-3	7-6	1995	3-3	2-4	5-7	2010	4-2	1-2	5-4
1981	2-5	4-2	6-7	1996	2-4	5-1	7-5	2011	1-2	3-4	4-6
1982	1-5	3-4	4-9	1997	1-4	2-4	3-8	<b>Totals</b>	<b>151-129</b>	<b>136-138</b>	<b>287-267</b>

# CLEVELAND INDIANS



American League Central  
Progressive Field  
2401 Ontario Street  
Cleveland, OH 44115

Switchboard: (216) 420-4200

Press Box: (216) 420-4654

Media Relations: (216) 420-4380

Media Relations FAX: (216) 420-4430

Owner & Chief Executive Office ..... Lawrence J. Dolan  
Owner ..... Paul Dolan  
Executive Vice President, General Manager ..... Chris Antonetti  
Manager ..... Manny Acta

307-427 (5 seasons)  
149-175 (2 seasons with Cleveland)

Director of Media Relations ..... Bart Swain (216) 420-4386

Coordinator, Baseball Information ..... Court Berry-Tripp (216) 420-4391

Manager of Baseball Information, Administration & Credentials .....  
Susie Giuliano (216) 420-4388

Assistant, Media Relations ..... Matt Whewell (216) 420-4658

Director of Team Travel ..... Mike Seghi (216) 420-4303

Stadium ..... Progressive Field

Capacity / Opened ..... 43,429 / 1994

## SERIES FACTS

Longest A's Winning Streak: 10, July 31, 1971-August 18, 1972

Longest Indians Winning Streak: 13, May 27, 1994-July 23, 1995

Last A's Series Sweep at Oakland (3 games): April 25-27, 2003

Last A's Series Sweep at Oakland (4 games): September 17-20, 2009

Last A's Series Sweep at Cleveland (3 games): September 18-20, 1989

Last A's Series Sweep at Cleveland (4 games): August 19-22, 2002

Last Indians Series Sweep at Oakland (3 games): April 10-12, 2000

Last Indians Series Sweep at Oakland (4 games): April 26-29, 1999

Last Indians Series Sweep at Cleveland (3 games): May 13-15, 2008

Last Indians Series Sweep at Cleveland (4 games): July 14-16, 1995

Most Runs in a Game by Oakland: 17, August 2, 2001 (17-4)

Most Runs in a Game by Cleveland: 20, May 4, 1991 (20-6)

Widest Margin of Victory by Oakland: 13, August 2, 2001 (17-4)

Widest Margin of Victory by Cleveland: 14, May 4, 1991 (20-6)

## SERIES BREAKDOWN

	W	L	PCT.
PHI vs. Indians (1901-54)	529	642	.452
KC vs. Indians (1955-67)	106	151	.412
OAK vs. Indians (1968-2011)	250	220	.532
<b>Totals</b>	<b>885</b>	<b>1013</b>	<b>.466</b>
at the Coliseum	132	96	.579
at Progressive Field	33	55	.375

## 2012 SCHEDULE

Dates	Site	Times
April 20-22	OAK	7:05, 6:05, 1:05
Aug. 17-19	OAK	7:05, 6:05, 1:05
Aug. 27-30	CLE	4:05, 4:05, 4:05, 9:05

## 2011 RECAP

Date	H-A	W-L	Score	Winner	Losers
5/3	H	L	1-4	Carmona	Fuentes
5/4	H	W	3-1	Cahill	Tomlin
5/5	H	L	3-4 (12)	Durbin	Breslow
8/29	A	L	1-2	Huff	McCARTHY
8/30	A	L	2-6	Gomez	Cahill
8/31	A	L	3-4 (16)	Herrmann	Outman
9/1	A	W	7-0	Gonzalez	Carmona
<b>Totals</b>	<b>2-5</b>	<b>20-21</b>			

## YEAR-BY-YEAR SERIES RESULTS

Year	Home	Road	Totals	Year	Home	Road	Totals	Year	Home	Road	Totals
1968	7-2	5-4	12-6	1983	1-5	4-2	5-7	1998	4-1	4-2	8-3
1969	3-3	4-2	7-5	1984	2-4	3-3	5-7	1999	1-5	1-5	2-10
1970	3-3	2-4	5-7	1985	5-1	4-2	9-3	2000	3-3	3-3	6-6
1971	4-2	4-2	8-4	1986	2-4	0-6	2-10	2001	1-3	2-1	3-4
1972	6-0	4-2	10-2	1987	4-2	4-2	8-4	2002	1-2	4-0	5-2
1973	5-1	4-2	9-3	1988	5-1	3-3	8-4	2003	5-1	1-2	6-3
1974	4-2	3-3	7-5	1989	4-2	6-0	10-2	2004	2-1	1-5	3-6
1975	5-1	5-1	10-2	1990	5-1	3-3	8-4	2005	2-1	1-5	3-6
1976	4-2	4-2	8-4	1991	3-3	4-2	7-5	2006	4-2	2-1	6-3
1977	1-4	2-3	3-7	1992	3-3	3-3	6-6	2007	2-1	2-5	4-6
1978	3-2	3-3	6-4	1993	2-4	2-4	4-8	2008	2-1	2-4	4-5
1979	3-3	1-5	4-8	1994	0-3	0-3	0-6	2009	4-0	1-2	5-2
1980	4-2	2-4	6-6	1995	0-3	0-4	0-7	2010	2-1	4-2	6-3
1981	1-1	1-2	2-3	1996	4-2	2-4	6-6	2011	1-2	1-3	2-5
1982	3-3	5-1	8-4	1997	2-3	2-4	4-7	<b>Totals</b>	<b>132-96</b>	<b>118-124</b>	<b>250-220</b>



# DETROIT TIGERS



American League Central  
Comerica Park

2100 Woodward Avenue  
Detroit, MI 48201

Switchboard: (313) 471-2000

Press Box: (313) 471-2103, 2104

Media Relations: (313) 471-2114

Media Relations FAX: (313) 471-2138

Owner, Director..... Michael Ilitch  
President, Chief Executive Officer, General Manager.. David Dombrowski  
Manager..... Jim Leyland

1588-1585 (20 seasons overall)  
519-454 (6 seasons with Detroit)

Director, Baseball Media Relations..... Brian Britten (313) 471-2276

Manager, Baseball Media Relations..... Rick Thompson (313) 471-2114

Advisor, Team Travel..... Bill Brown (313) 471-2092

Stadium..... Comerica Park

Capacity / Opened..... 41,225 / 2000

## SERIES FACTS

Longest A's Winning Streak: 7, September 6, 1986-May 9, 1987  
 Longest Tigers Winning Streak: 7, September 14, 1997-August 14, 1998  
 Last A's Series Sweep at Oakland (3 games): June 2-4, 2008  
 Last A's Series Sweep at Oakland (4 games): None  
 Last A's Series Sweep at Detroit (3 games): August 23-25, 2002  
 Last A's Series Sweep at Detroit (4 games): August 3-6, 2001  
 Last Tigers Series Sweep at Oakland (3 games): None  
 Last Tigers Series Sweep at Oakland (4 games): None  
 Last Tigers Series Sweep at Detroit (3 games): May 15-17, 2009  
 Last Tigers Series Sweep at Detroit (4 games): August 10-12, 1965  
 Most Runs in a Game by Oakland: 16 (twice), last: Aug. 10, 2007 (16-10)  
 Most Runs in a Game by Detroit: 20, April 13, 1993 (20-4)  
 Widest Margin of Victory by Oakland: 12 (twice), last: June 19, 1999 (13-1)  
 Widest Margin of Victory by Detroit: 16, April 13, 1993 (20-4)

## SERIES BREAKDOWN

	W	L	PCT.
PHI vs. Tigers (1901-54)	562	601	.483
KC vs. Tigers (1955-67)	106	152	.411
OAK vs. Tigers (1968-2011)	236	228	.509
<b>Totals</b>	<b>904</b>	<b>981</b>	<b>.480</b>
at the Coliseum	132	101	.567
at Comerica Park	26	19	.578

## 2012 SCHEDULE

Dates	Site	Times
May 10-13	OAK	7:05, 7:05, 6:05, 1:05
Sept. 18-20	DET	4:05, 4:05, 10:05

## 2011 RECAP

Date	H-A	W-L	Score	Winner	Loser
4/14	H	L	0-3	Coke	Ross
4/15	H	L	4-8 (10)	Villarreal	Fuentes
4/16	H	W	6-2	Braden	Verlander
4/17	H	W	5-1	Cahill	Penny
7/19	A	L	3-8	Porcello	Moscoco
7/20	A	W	7-5	Devine	Purcey
9/15	H	W	6-1	McCarthy	Scherzer
9/16	H	L	1-3	Fister	Cahill
9/17	H	W	5-3	Gonzalez	Porcello
9/18	H	L	0-3	Verlander	Moscoco
<b>Totals</b>	<b>5-5</b>	<b>37-37</b>			

## YEAR-BY-YEAR SERIES RESULTS

Year	Home	Road	Totals	Year	Home	Road	Totals	Year	Home	Road	Totals
1968	3-6	2-7	5-13	1984	3-3	0-6	3-9	2000	3-3	1-3	4-6
1969	3-3	2-4	5-7	1985	2-4	2-4	4-8	2001	2-1	4-0	6-1
1970	3-3	3-3	6-6	1986	4-2	2-4	6-6	2002	3-1	3-0	6-1
1971	4-2	4-2	8-4	1987	4-2	3-3	7-5	2003	2-1	4-2	6-3
1972	4-2	4-2	8-4	1988	4-2	4-2	8-4	2004	3-3	2-1	5-4
1973	4-2	1-5	5-7	1989	4-2	4-2	8-4	2005	3-0	2-1	5-1
1974	3-3	4-2	7-5	1990	4-2	2-4	6-6	2006	3-3	1-2	4-5
1975	2-4	4-2	6-6	1991	4-2	4-2	8-4	2007	4-2	2-2	6-4
1976	4-2	2-4	6-6	1992	4-2	2-4	6-6	2008	3-0	3-3	6-3
1977	3-2	2-3	5-5	1993	3-3	1-5	4-8	2009	4-2	0-3	4-5
1978	2-3	2-3	4-6	1994	3-0	1-5	4-5	2010	0-2	3-1	3-3
1979	2-4	3-3	5-7	1995	2-0	1-2	3-2	2011	4-4	1-1	5-5
1980	4-2	2-4	6-6	1996	3-3*	5-1	8-4	<b>Totals</b>	<b>134-103*</b>	<b>102-125</b>	<b>236-228</b>
1981	2-1	0-0	2-1	1997	2-4	2-3	4-7				
1982	2-4	1-5	3-9	1998	3-3	1-4	4-7				
1983	4-2	2-4	6-6	1999	2-2	4-2	6-4				

\*includes 2-2 in Las Vegas

# KANSAS CITY ROYALS



American League Central  
 Kauffman Stadium  
 1 Royal Way  
 Kansas City, MO 64129  
 Switchboard: (816) 921-8000  
 Press Box: (816) 504-4391, 4392, 4393  
 Media Relations: (816) 504-4362, 4368, 4369  
 Media Relations FAX: (816) 921-5775

Owner, Chairman, Chief Executive Officer.....David Glass  
 President.....Dan Glass  
 Senior VP, Baseball Operations, General Manager.....Dayton Moore  
 Manager.....Ned Yost  
 583-665 (8 seasons)  
 126-163 (2 seasons with Kansas City)  
 Vice President, Communications and Broadcasting.....Mike Swanson  
 (816) 504-4713  
 Director, Media Relations.....David Holtzman (816) 504-4368  
 Senior Director, Team Travel and Clubhouse Operations...Jeff Davenport  
 (816) 504-4755  
 Stadium.....Kauffman Stadium  
 Capacity / Opened.....37,903 / 1973

## SERIES FACTS

Longest A's Winning Streak: 10, May 31, 2003-May 23, 2004  
 Longest Royals Winning Streak: 8, September 4, 1978-June 18, 1979  
 Last A's Series Sweep at Oakland (3 games): April 18-20, 2008  
 Last A's Series Sweep at Oakland (4 games): September 26-28, 1977  
 Last A's Series Sweep at Kansas City (3 games): July 16-18, 2010  
 Last A's Series Sweep at Kansas City (4 games): None  
 Last Royals Series Sweep at Oakland (3 games): July 28-30, 2008  
 Last Royals Series Sweep at Oakland (4 games): None  
 Last Royals Series Sweep at Kansas City (3 games): Sept. 2-4, 2008  
 Last Royals Series Sweep at Kansas City (4 games): August 1-4, 1994  
 Most Runs in a Game by Oakland: 21, June 18, 2000 (21-3)  
 Most Runs in a Game by Kansas City: 16 (seven times), last: September 14, 1998 (16-6)  
 Widest Margin of Victory by Oakland: 18, June 18, 2000 (21-3)  
 Widest Margin of Victory by Kansas City: 16, June 25, 1984 (16-0)

## SERIES BREAKDOWN

	W	L	PCT.
OAK vs. Royals (1969-2011)	296	243	.549
<b>Total</b>	<b>296</b>	<b>243</b>	<b>.549</b>
<b>at the Coliseum</b>	<b>163</b>	<b>108</b>	<b>.601</b>
<b>at Kauffman Stadium</b>	<b>113</b>	<b>119</b>	<b>.487</b>

## 2012 SCHEDULE

Dates	Site	Times
April 9-11	OAK	7:05, 7:05, 12:35
June 1-3	KC	5:10, 4:10, 11:10
Aug. 14-16	KC	5:10, 5:10, 5:10

## 2011 RECAP

Date	H-A	W-L	Score	Winner	Loser
5/6	A	W	3-2	Gonzalez	O'Sullivan
5/7	A	L	3-4	Soria	McCARTHY
5/8	A	W	5-2	Ross	Francis
6/14	H	L	4-7	Duffy	Cahill
6/15	H	W	2-1	Outman	Hochevar
6/16	H	W	8-4	Gonzalez	Francis
9/5	H	L	6-11	Holland	Bailey
9/6	H	L	4-7	Duffy	Gonzalez
9/7	H	W	7-0	Moscoco	Chen
<b>Totals</b>	<b>5-4</b>	<b>42-38</b>			

## YEAR-BY-YEAR SERIES RESULTS

Year	Home	Road	Totals	Year	Home	Road	Totals	Year	Home	Road	Totals
1969	4-5	6-3	10-8	1984	4-2	4-3	8-5	1999	5-1	1-5	6-6
1970	7-2	4-5	11-7	1985	3-4	2-4	5-8	2000	3-3	5-1	8-4
1971	7-2	6-3	13-5	1986	2-4	3-4	5-8	2001	2-1	4-2	6-3
1972	7-2	4-5	11-7	1987	3-4	5-1	8-5	2002	5-1	3-0	8-1
1973	6-3	4-5	10-8	1988	2-4	3-4	5-8	2003	2-1	5-1	7-2
1974	7-2	3-6	10-8	1989	4-3	2-4	6-7	2004	4-2	3-0	7-2
1975	8-1	3-6	11-7	1990	5-1	4-3	9-4	2005	1-2	3-0	4-2
1976	5-4	4-5	9-9	1991	4-3	3-3	7-6	2006	1-2	4-2	5-4
1977	5-3	1-6	6-9	1992	5-1	4-3	9-4	2007	2-5	2-1	4-6
1978	3-4	2-6	5-10	1993	5-2	2-4	7-6	2008	3-3	0-3	3-6
1979	3-4	1-5	4-9	1994	1-2	2-5	3-7	2009	4-1	2-1	6-2
1980	4-2	3-4	7-6	1995	3-4	5-1	8-5	2010	2-1	4-2	6-3
1981	1-2	2-1	3-3	1996	5-1	2-4	7-5	2011	3-3	2-1	5-4
1982	3-3	3-4	6-7	1997	3-2	5-1	8-3	<b>Totals</b>	<b>163-108</b>	<b>133-135</b>	<b>296-243</b>
1983	4-3	2-4	6-7	1998	3-3	1-4	4-7				

# LOS ANGELES ANGELS OF ANAHEIM



American League West  
 Angel Stadium  
 2000 E. Gene Autry Way  
 Anaheim, CA 92806  
**Switchboard:** (714) 940-2000  
**Press Box:** (714) 940-2705  
**Media Relations:** (714) 940-2014  
**Media Relations FAX:** (714) 940-2718

**Owner** ..... Arturo Moreno  
**Chairman** ..... Dennis Kuhl  
**General Manager** ..... Jerry Dipoto  
**Manager** ..... Mike Scioscia  
 1066-878 (12 seasons)  
**Vice President, Communications** ..... Tim Mead (714) 940-2003  
**Communications Manager** ..... Eric Kay (714) 940-2173  
**Media Relations Representative** ..... Ryan Cavinder (714) 940-2014  
**Traveling Secretary** ..... Tom Taylor (714) 940-2016  
**Stadium** ..... Angel Stadium  
**Capacity / Opened** ..... 45,389 / 1966

## SERIES FACTS

**Longest A's Winning Streak:** 10 (twice), last: April 26, 1991-April 20, 1992  
**Longest Angels Winning Streak:** 12, Sept. 18, 1996-Sept. 17, 1997  
**Last A's Series Sweep at Oakland (3 games):** June 29-July 1, 2004  
**Last A's Series Sweep at Oakland (4 games):** April 18-20, 1980  
**Last A's Series Sweep at Los Angeles (3 games):** July 3-5, 1998  
**Last A's Series Sweep at Los Angeles (4 games):** October 4-7, 2001  
**Last Angels Series Sweep at Oakland (3 games):** October 2-4, 2009  
**Last Angels Series Sweep at Oakland (4 games):** July 10-13, 1997  
**Last Angels Series Sweep at Los Angeles (3 games):** Sept. 27-29, 2010  
**Last Angels Series Sweep at Los Angeles (4 games):** June 19-22, 1997  
**Most Runs in a Game by Oakland:** 18, June 27, 1996 (18-2)  
**Most Runs in a Game by Los Angeles:** 17, July 4, 1979 (17-6)  
**Widest Margin of Victory by Oakland:** 16, June 27, 1996 (18-2)  
**Widest Margin of Victory by Los Angeles:** 12 (twice), last: July 28, 1982 (13-1)

## SERIES BREAKDOWN

	W	L	PCT.
KC vs. Angels (1961-67)	49	77	.389
OAK vs. Angels (1968-2011)	376	304	.553
<b>Totals</b>	<b>425</b>	<b>381</b>	<b>.527</b>
<b>at the Coliseum</b>	<b>196</b>	<b>143</b>	<b>.578</b>
<b>at Angel Stadium (since 1968)</b>	<b>180</b>	<b>161</b>	<b>.528</b>

## 2012 SCHEDULE

Dates	Site	Times
April 16-19	LAA	7:05, 7:05, 7:05, 7:05
May 14-15	LAA	7:05, 4:05
May 21-23	OAK	7:05, 7:05, 12:35
Aug. 6-8	OAK	7:05, 7:05, 12:35
Sept. 3-5	OAK	1:05, 7:05, 12:35
Sept. 10-13	LAA	7:05, 7:05, 7:05, 12:35

## 2011 RECAP

Date	H-A	W-L	Score	Winner	Losers
4/25	A	L	0-5	WEAVER	Gonzalez
4/26	A	L	3-8	Chatwood	McCarthy
4/27	A	W	2-1 (10)	Fuentes	Walden
5/16	H	W	5-4 (10)	Balfour	Rodney
5/17	H	W	14-0	Gonzalez	Chatwood
5/23	A	L	1-4	Downs	Fuentes
5/24	A	W	6-1	Moscoso	Haren
5/25	A	L	1-4	Santana	Cahill
5/26	A	W	4-3	Anderson	Pineiro
7/15	H	W	5-3	McCarthy	Haren
7/16	H	L	2-4	Weaver	Cahill
7/16	H	W	4-3 (10)	Ziegler	Thompson
7/17	H	W	9-1	Gonzalez	Pineiro
9/12	H	W	6-3	Gonzalez	Pineiro
9/13	H	L	3-6	Takahashi	De Los Santos
9/14	H	L	1-4	Weaver	Harden
9/23	A	W	3-1	Gonzalez	Weaver
9/24	A	L	2-4	Williams	Moscoso
9/25	A	W	6-5	De Los Santos	Walden
<b>Totals</b>			<b>11-8</b>	<b>77-61</b>	

## YEAR-BY-YEAR SERIES RESULTS

Year	Home	Road	Totals	Year	Home	Road	Totals	Year	Home	Road	Totals
1968	7-2	6-3	13-5	1983	4-2	4-3	8-5	1998	4-2	3-3	7-5
1969	7-2	5-4	12-6	1984	2-5	4-2	6-7	1999	3-3	1-5	4-8
1970	5-4	5-4	10-8	1985	4-2	3-4	7-6	2000	5-2	3-3	8-5
1971	4-5	7-2	11-7	1986	2-5	1-5	3-10	2001	7-3	7-3	14-6
1972	5-4	5-4	10-8	1987	2-4	5-2	7-6	2002	7-3	4-6	11-9
1973	5-4	7-2	12-6	1988	6-1	3-3	9-4	2003	7-3	5-5	12-8
1974	7-2	5-4	12-6	1989	4-2	4-3	8-5	2004	4-5	5-5	9-10
1975	6-3	5-4	11-7	1990	4-3	5-1	9-4	2005	5-5	4-5	9-10
1976	6-3	6-3	12-6	1991	6-0	6-1	12-1	2006	3-7	5-4	8-11
1977	6-1	4-4	10-5	1992	5-2	3-3	8-5	2007	5-4	5-5	10-9
1978	3-5	3-4	6-9	1993	4-2	3-4	7-6	2008	4-5	5-5	9-10
1979	1-5	2-5	3-10	1994	3-0	3-3	6-3	2009	1-8	6-4	7-12
1980	6-1	4-2	10-3	1995	5-1	2-5	7-6	2010	6-4	2-7	8-11
1981	4-2	4-0	8-2	1996	3-4	4-2	7-6	2011	6-3	5-5	11-8
1982	3-4	1-5	4-9	1997	0-6	1-5	1-11	<b>Totals</b>	<b>196-143</b>	<b>180-161</b>	<b>376-304</b>

# MINNESOTA TWINS



American League Central  
 Target Field  
 1 Twins Way  
 Minneapolis, MN 55403  
**Switchboard:** (612) 659-3400  
**Press Box:** (612) 659-3400, ext. 2400  
**Media Relations:** (612) 659-3471  
**Media Relations FAX:** (612) 659-4029

Chief Executive Officer ..... Jim Pohlad  
 Chairman, Executive Board ..... Jerry Bell  
 President ..... Dave St. Peter  
 Executive Vice President, General Manager ..... Terry Ryan  
 Manager ..... Ron Gardenhire  
 866-755 (10 seasons)  
 Director, Baseball Communications ..... Mike Herman (612) 659-3471  
 Senior Manager, Baseball Communications ..... Dustin Morse (612) 659-3472  
 Senior Director, Team Travel ..... Remzi Kiratli  
 Stadium ..... Target Field  
 Capacity / Opened ..... 39,500 / 2010

## SERIES FACTS

Longest A's Winning Streak: 9, August 13, 1980-April 22, 1981  
 Longest Twins Winning Streak: 8 (twice), last: May 21-July 20, 2003  
 Last A's Series Sweep at Oakland (3 games): August 30-Sept. 1, 2002  
 Last A's Series Sweep at Oakland (4 games): None  
 Last A's Series Sweep at Minnesota (3 games): April 28-30, 2000  
 Last A's Series Sweep at Minnesota (4 games): April 9-12, 1981  
 Last Twins Series Sweep at Oakland (3 games): July 18-20, 1997  
 Last Twins Series Sweep at Oakland (4 games): August 13-15, 1993  
 Last Twins Series Sweep at Minnesota (3 games): August 13-15, 2010  
 Last Twins Series Sweep at Minnesota (4 games): July 12-15, 2007  
 Last Twins Series Sweep at Minnesota (5 games): July 30-Aug. 2, 1976  
 Most Runs in a Game by Oakland: 16, July 22, 2009 (16-1)  
 Most Runs in a Game by Minnesota: 20, April 27, 1980 (20-11)  
 Widest Margin of Victory by Oakland: 15, July 22, 2009 (16-1)  
 Widest Margin of Victory by Minnesota: 12 (twice), last: September 7, 1969 (16-4)

## SERIES BREAKDOWN

	W	L	PCT.
PHI vs. Senators (1901-54)	579	572	.503
KC vs. Senators (1955-60)	68	64	.515
KC vs. Twins (1961-67)	57	69	.452
OAK vs. Twins (1968-2011)	273	285	.489
<b>Totals</b>	<b>977</b>	<b>990</b>	<b>.497</b>
<b>at the Coliseum</b>	<b>152</b>	<b>125</b>	<b>.549</b>
<b>at Target Field</b>	<b>4</b>	<b>5</b>	<b>.444</b>

## 2012 SCHEDULE

Dates	Site	Times
May 28-30	MIN	11:10, 5:10, 10:10
July 13-15	MIN	5:10, 4:10, 11:10
Aug. 20-22	OAK	7:05, 7:05, 12:35

## 2011 RECAP

Date	H-A	W-L	Score	Winner	Loser
4/8	A	L	1-2	Pavano	ANDERSON
4/9	A	W	1-0	Gonzalez	Blackburn
4/10	A	W	5-3	McCarthy	Baker
5/18	H	L	3-4 (10)	Nathan	Fuentes
5/19	H	L	1-11	Blackburn	Ross
7/29	H	L	5-9	Liriano	Gonzalez
7/30	A	W	8-3	Moscoco	Blackburn
7/31	H	W	7-3	McCarthy	Pavano
<b>Totals</b>	<b>4-4</b>	<b>31-35</b>			

## YEAR-BY-YEAR SERIES RESULTS

Year	Home	Road	Totals	Year	Home	Road	Totals	Year	Home	Road	Totals
1968	6-3	4-5	10-8	1983	4-2	5-2	9-4	1998	3-3	4-1	7-4
1969	3-6	2-7	5-13	1984	4-3	1-5	5-8	1999	4-2	1-5	5-7
1970	2-7	3-6	5-13	1985	3-1	2-7	5-8	2000	2-4	5-1	7-5
1971	5-4	5-4	10-8	1986	4-3	3-3	7-6	2001	1-2	3-3	4-5
1972	6-2	3-6	9-8	1987	3-3	0-7	3-10	2002	4-2	2-1	6-3
1973	2-7	2-7	4-14	1988	4-3	4-2	8-5	2003	1-2	0-6	1-8
1974	7-2	6-3	13-5	1989	4-2	3-4	7-6	2004	2-1	3-1	5-2
1975	6-3	6-3	12-6	1990	5-2	2-4	7-6	2005	3-3	3-1	6-4
1976	6-3	1-8	7-11	1991	3-3	2-5	5-8	2006	3-1	1-5	4-6
1977	4-3	2-5	6-8	1992	4-3	4-2	8-5	2007	2-1	0-4	2-5
1978	3-5	3-4	6-9	1993	1-5	4-3	5-8	2008	4-3	1-2	5-5
1979	2-4	2-5	4-9	1994	2-2	3-0	5-2	2009	4-3	2-1	6-4
1980	5-2	2-4	7-6	1995	4-2	3-3	7-5	2010	1-2	2-4	3-6
1981	3-0	5-2	8-2	1996	4-2	3-4	7-6	2011	2-3	2-1	4-4
1982	5-2	5-1	10-3	1997	2-4	2-3	4-7	<b>Totals</b>	<b>152-125</b>	<b>121-160</b>	<b>273-285</b>

OPPONENTS

# NEW YORK YANKEES



American League East  
Yankee Stadium  
One East 161st Street  
Bronx, NY 10451

Switchboard: (718) 293-4300

Press Box: (718) 579-4460

Media Relations: (718) 579-4460

Media Relations FAX: (718) 293-8414

Managing General Partner / Co-Chairperson. Harold Z. (Hal) Steinbrenner

General Partner / Co-Chairperson ..... Henry G. Steinbrenner

Senior Vice President, General Manager ..... Brian Cashman

Manager ..... Joe Girardi

462-348 (5 seasons overall)

384-264 (4 seasons with New York)

Dir., Communications and Media Relations..... Jason Zillo (718) 579-4515

Asst. Dir., Media & Player Relations ..... Jason Latimer (718) 579-4519

Traveling Secretary ..... Ben Tuliebitz (718) 579-4447

Stadium ..... Yankee Stadium

Capacity / Opened ..... 50,291 / 2009

## SERIES FACTS

Longest A's Winning Streak: 16, September 9, 1989-May 1, 1991

Longest Yankees Winning Streak: 11, July 5, 2010-July 22, 2011

Last A's Series Sweep at Oakland (3 games): August 10-12, 2001

Last A's Series Sweep at Oakland (4 games): None

Last A's Series Sweep at New York (3 games): June 9-11, 2006

Last A's Series Sweep at New York (4 games): July 14-16, 1972

Last Yankees Series Sweep at Oakland (3 games): May 30-June 1, 2011

Last Yankees Series Sweep at Oakland (4 games): None

Last Yankees Series Sweep at New York (3 games): July 18-20, 2008

Last Yankees Series Sweep at New York (4 games): August 30-September 2, 2010

Most Runs in a Game by Oakland: 19, August 29, 1989 (19-5)

Most Runs in a Game by New York: 22, August 25, 2011 (22-9)

Widest Margin of Victory by Oakland: 14, August 29, 1989 (19-5)

Widest Margin of Victory by New York: 16, August 26, 1997 (18-2)

## SERIES BREAKDOWN

	W	L	PCT.
PHI vs. Orioles (1901-02)	21	18	.538
PHI vs. Yankees (1903-54)	445	665	.401
KC vs. Yankees (1955-67)	75	183	.291
OAK vs. Yankees (1968-2011)	221	261	.459
<b>Totals</b>	<b>762</b>	<b>1127</b>	<b>.403</b>
at the Coliseum	120	118	.504
at Yankee Stadium	4	12	.250

## 2012 SCHEDULE

Dates	Site	Times
May 25-27	OAK	7:05, 6:05, 1:05
July 19-22	OAK	7:05, 7:05, 6:05, 1:05
Sept. 21-23	NYN	4:05, TBD, TBD

## 2011 RECAP

Date	H-A	W-L	Score	Winner	Loser
5/30	H	L	0-5	COLON	Cahill
5/31	H	L	3-10	Garcia	Anderson
6/1	H	L	2-4	Burnett	Gonzalez
7/22	A	L	7-17	Noesi	Cahill
7/23	A	W	4-3	Harden	Burnett
7/24	A	L	5-7	Colon	Gonzalez
8/23	A	W	6-5	McCarthy	Colon
8/24	A	W	6-4 (10)	De Los Santos	Soriano
8/25	A	L	9-22	Logan	De Los Santos
<b>Totals</b>	<b>3-6</b>	<b>42-77</b>			

## YEAR-BY-YEAR SERIES RESULTS

Year	Home	Road	Totals	Year	Home	Road	Totals	Year	Home	Road	Totals
1968	2-7	6-3	8-10	1983	2-4	2-4	4-8	1998	2-4	1-4	3-8
1969	5-1	1-5	6-6	1984	3-3	1-5	4-8	1999	2-4	2-2	4-6
1970	4-2	2-4	6-6	1985	4-2	1-5	5-7	2000	1-2	2-4	3-6
1971	2-4	5-1	7-5	1986	4-2	3-3	7-5	2001	6-0	0-3	6-3
1972	4-2	5-1	9-3	1987	4-2	3-3	7-5	2002	1-2	3-3	4-5
1973	5-1	3-3	8-4	1988	4-2	2-4	6-6	2003	4-2	2-1	6-3
1974	3-3	2-4	5-7	1989	4-2	5-1	9-3	2004	1-2	1-5	2-7
1975	3-3	3-3	6-6	1990	6-0	6-0	12-0	2005	1-5	1-2	2-7
1976	2-4	4-2	6-6	1991	3-3	3-3	6-6	2006	2-1	4-2	6-3
1977	1-4	1-5	2-9	1992	4-2	2-4	6-6	2007	2-1	2-1	4-2
1978	2-3	0-5	2-8	1993	4-2	2-4	6-6	2008	1-2	0-3	1-5
1979	1-5	2-4	3-9	1994	2-4	3-3	5-7	2009	1-2	1-5	2-7
1980	3-3	1-5	4-8	1995	5-1	4-3	9-4	2010	1-5	0-4	1-9
1981	2-2	1-2	3-4	1996	1-5	2-4	3-9	2011	0-3	3-3	3-6
1982	3-3	2-4	5-7	1997	3-2	2-4	5-6	<b>Totals</b>	<b>120-118</b>	<b>101-143</b>	<b>221-261</b>

# SEATTLE MARINERS



American League West  
Safeco Field  
1250 First Avenue South  
Seattle, WA 98134  
Switchboard: (206) 346-4000  
Press Box: (206) 346-4639, 4622  
Media Relations: (206) 346-4000  
Media Relations FAX: (206) 346-4400

Chairman, Chief Executive Officer..... Howard Lincoln  
President, Chief Operating Officer..... Chuck Armstrong  
Executive V.P., Baseball Operations & General Manager . Jack Zduriencik  
Manager..... Eric Wedge  
628-668 (8 seasons overall)  
67-95 (1 season with Seattle)  
Senior Director, Baseball Information ..... Tim Hevly (206) 346-4402  
Manager, Baseball Information ..... Jeff Evans (206) 346-4403  
Director, Team Travel ..... Ron Spelley (206) 346-4304  
Stadium ..... Safeco Field  
Capacity / Opened ..... 47,447 / 1999

## SERIES FACTS

Longest A's Winning Streak: 15, April 7-August 16, 2006  
Longest Mariners Winning Streak: 7, September 26, 2008-May 1, 2009  
Last A's Series Sweep at Oakland (3 games): September 2-4, 2011  
Last A's Series Sweep at Oakland (4 games): September 10-13, 1992  
Last A's Series Sweep at Seattle (3 games): August 4-6, 2006  
Last A's Series Sweep at Seattle (4 games): Sept. 30-Oct. 3, 2010  
Last Mariners Series Sweep at Oakland (3 games): April 10-12, 2009  
Last Mariners Series Sweep at Oakland (4 games): None  
Last Mariners Series Sweep at Seattle (3 games): August 1-3, 2011  
Last Mariners Series Sweep at Seattle (4 games): August 12-15, 1991  
Most Runs in a Game by Oakland: 16, April 17, 1981 (16-1)  
Most Runs in a Game by Seattle: 15 (three times), last: August 6, 1995 (15-8)  
Widest Margin of Victory by Oakland: 15, April 17, 1981 (16-1)  
Widest Margin of Victory by Seattle: 13, July 2, 2003 (13-0)

## SERIES BREAKDOWN

	W	L	PCT.
OAK vs. Mariners (1977-2011)	292	217	.574
<b>Totals</b>	<b>292</b>	<b>217</b>	<b>.574</b>
at the Coliseum	163	92	.639
at Safeco Field	53	61	.465

## 2012 SCHEDULE

Dates	Site	Times
March 28, 29	Japan	3:10 am, 2:10 am
April 6-7	OAK	7:05, 1:05
April 13-15	SEA	7:10, 6:10, 1:10
June 25-27	SEA	7:10, 7:10, 1:10
July 6-8	OAK	7:05, 6:05, 1:05
Sept. 7-9	SEA	7:10, 7:10, 1:10
Sept. 28-30	OAK	7:05, 1:05, 1:05

## 2011 RECAP

Date	H-A	W-L	Score	Winner	Loser
4/1	H	L	2-6	HERNANDEZ	Breslow
4/2	H	L	2-5	Ray	Fuentes
4/3	H	W	7-1	Gonzalez	Fister
4/21	A	L	0-1	Hernandez	McCARTHY
4/22	A	L	0-4	Pineda	Ross
4/23	A	W	9-1	Cahill	Vargas
4/24	A	W	5-2	Anderson	Laffey
7/4	H	L	1-2	Pineda	McCarthy
7/5	H	L	2-4 (10)	League	Bailey
7/6	H	W	2-0	Moscoso	Vargas
8/1	A	L	4-8	Beavan	Cahill
8/2	A	L	2-4	Hernandez	Harden
8/3	A	L	4-7	Furbush	Gonzalez
9/2	H	W	9-2	Moscoso	Vargas
9/3	H	W	3-0	McCARTHY	Pineda
9/4	H	W	8-5	Cahill	Beavan
9/26	A	L	2-4	Vargas	McCARTHY
9/27	A	W	7-0	Cahill	Beavan
9/28	A	W	2-0	Gonzalez	Vasquez
<b>Totals</b>		<b>9-10</b>	<b>71-56</b>		

## YEAR-BY-YEAR SERIES RESULTS

Year	Home	Road	Totals	Year	Home	Road	Totals	Year	Home	Road	Totals
1977	3-4	4-4	7-8	1989	5-1	4-3	9-4	2001	5-5	4-5	9-10
1978	7-1	6-1	13-2	1990	4-3	5-1	9-4	2002	4-5	4-6	8-11
1979	5-1	3-4	8-5	1991	6-0	0-7	6-7	2003	5-5	2-7	7-12
1980	4-3	4-2	8-5	1992	7-0	5-1	12-1	2004	7-3	4-5	11-8
1981	3-1	3-0	6-1	1993	3-3	6-1	9-4	2005	6-3	6-3	12-6
1982	4-3	2-4	6-7	1994	2-2	2-1	4-3	2006	9-0	8-2	17-2
1983	4-2	5-2	9-4	1995	5-2	2-4	7-6	2007	1-8	4-6	5-14
1984	6-1	2-4	8-5	1996	5-2	3-3	8-5	2008	6-3	4-6	10-9
1985	5-1	3-4	8-5	1997	2-4	3-3	5-7	2009	4-6	1-8	5-14
1986	5-2	5-1	10-3	1998	3-3	2-4	5-7	2010	7-2	6-4	13-6
1987	3-3	2-5	5-8	1999	4-2	2-4	6-6	2011	5-4	4-6	9-10
1988	5-2	4-2	9-4	2000	4-2	5-2	9-4	<b>Totals</b>	<b>163-92</b>	<b>129-125</b>	<b>292-217</b>

OPPONENTS

# TAMPA BAY RAYS



American League East  
 Tropicana Field  
 One Tropicana Drive  
 St. Petersburg, FL 33705  
**Switchboard:** (727) 825-3137  
**Press Box:** (727) 825-3129  
**Media Relations:** (727) 825-3242  
**Communications FAX:** (727) 825-3111

Principal Owner .....Stuart L. Sternberg  
 President ..... Matt Silverman  
 Executive Vice President, Baseball Operations ..... Andrew Friedman  
 Manager ..... Joe Maddon  
 522-501 (6 seasons + interim)  
 495-477 (6 seasons with Tampa Bay)  
 Vice President, Communications ..... Rick Vaughn (727) 825-3237  
 Director, Communications ..... Dave Haller (727) 825-3485  
 Traveling Secretary ..... Jeff Ziegler (727) 825-3221  
 Stadium ..... Tropicana Field  
 Capacity / Opened ..... 34,078 / 1998

## SERIES FACTS

Longest A's Winning Streak: 7 (twice), last: Sept. 2, 2001-May 26, 2002  
 Longest Rays Winning Streak: 6, May 26-September 4, 1998  
 Last A's Series Sweep at Oakland (3 games): August 11-13, 2006  
 Last A's Series Sweep at Oakland (4 games): None  
 Last A's Series Sweep at Tampa Bay (3 games): None  
 Last A's Series Sweep at Tampa Bay (4 games): September 10-13, 1999  
 Last Rays Series Sweep at Oakland (3 games): None  
 Last Rays Series Sweep at Oakland (4 games): None  
 Last Rays Series Sweep at Tampa Bay (3 games): May 24-26, 2005  
 Last Rays Series Sweep at Tampa Bay (4 games): July 24-27, 1998  
 Most Runs in a Game by Oakland: 17, September 15, 2000 (17-3)  
 Most Runs in a Game by Tampa Bay: 14 (twice), last: August 25, 2007 (14-3)  
 Widest Margin of Victory by Oakland: 13, May 30, 2001 (15-2)  
 Widest Margin of Victory by Tampa Bay: 11, August 25, 2007 (14-3)

## SERIES BREAKDOWN

	W	L	PCT.
OAK vs. Rays (1998-2011)	81	48	.628
<b>Totals</b>	<b>81</b>	<b>48</b>	<b>.628</b>
at the Coliseum	46	19	.708
at Tropicana Field	35	29	.547

## 2012 SCHEDULE

Dates	Site	Times
May 4-6	TB	4:10, TBD, 10:40
July 30-Aug.1	OAK	7:05, 7:05, 12:35
Aug. 23-25	TB	4:10, 4:10, TBD

## 2011 RECAP

Date	H-A	W-L	Score	Winner	Loser
7/25	H	W	7-5	Fuentes	Howell
7/26	H	W	6-1	McCarthy	Price
7/27	H	W	13-4	Cahill	Shields
7/28	H	L	8-10	Davis	Ziegler
8/5	A	L	4-8	Niemann	Moscoco
8/6	A	W	8-0	McCarthy	Cobb
8/7	A	W	5-4 (10)	De Los Santos	McGee
<b>Totals</b>		<b>5-2</b>	<b>51-32</b>		

## YEAR-BY-YEAR SERIES RESULTS

Year	Home	Road	Totals	Year	Home	Road	Totals	Year	Home	Road	Totals
1998	3-2	2-4	5-6	2003	5-1	1-2	6-3	2008	2-4	1-2	3-6
1999	5-1	4-0	9-1	2004	3-0	4-2	7-2	2009	2-1	4-3	6-4
2000	3-1	4-1	7-2	2005	3-0	1-5	4-5	2010	4-3	0-2	4-5
2001	5-1	2-1	7-2	2006	4-2	2-1	6-3	2011	3-1	2-1	5-2
2002	3-0	5-1	8-1	2007	1-2	3-4	4-6	<b>Totals</b>	<b>46-19</b>	<b>35-29</b>	<b>81-48</b>

# TEXAS RANGERS



American League West  
Rangers Ballpark in Arlington  
1000 Ballpark Way, Suite 400  
Arlington, TX 76011

Switchboard: (817) 273-5222

Press Box: (817) 273-5017, 5074

Media Relations: (817) 273-5203

Media Relations FAX: (817) 273-5110

Chief Executive Officer and President ..... Nolan Ryan

General Manager ..... Jon Daniels

Manager ..... Ron Washington  
427-383 (5 seasons)

Executive Vice President, Communications.....John Blake (817) 273-5208

Senior Director, Media Relations ..... Rich Rice (817) 273-5204

Manager, Media Services ..... Brian SanFilippo (817) 436-5909

Director, Team Travel ..... Chris Lyngos (817) 273-5299

Stadium ..... Rangers Ballpark in Arlington

Capacity / Opened ..... 48,194 / 1994

## SERIES FACTS

Longest A's Winning Streak: 9 (twice), last: June 26, 2003-April 6, 2004

Longest Rangers Winning Streak: 13, July 6, 1977-May 18, 1978

Last A's Series Sweep at Oakland (3 games): September 22-24, 2003

Last A's Series Sweep at Oakland (4 games): None

Last A's Series Sweep at Texas (3 games): September 14-16, 2009

Last A's Series Sweep at Texas (4 games): July 21-24, 2005

Last Rangers Series Sweep at Oakland (3 games): August 12-14, 2011

Last Rangers Series Sweep at Oakland (4 games): Sept. 23-25, 1977

Last Rangers Series Sweep at Texas (3 games): September 7-9, 2007

Last Rangers Series Sweep at Texas (4 games): July 7-10, 2011

Most Runs in a Game by Oakland: 23, September 30, 2000 (23-2)

Most Runs in a Game by Texas: 17, May 5, 2000 (17-16)

Widest Margin of Victory by Oakland: 21, Sept. 30, 2000 (23-2)

Widest Margin of Victory by Texas: 14, August 9, 2006 (14-0)

## SERIES BREAKDOWN

	W	L	PCT.
KC vs. Senators (1961-67)	63	62	.504
OAK vs. Senators (1968-71)	34	20	.630
OAK vs. Rangers (1972-2011)	292	307	.487
<b>Totals</b>	<b>389</b>	<b>389</b>	<b>.500</b>
<b>at the Coliseum</b>	<b>156</b>	<b>144</b>	<b>.520</b>
<b>at Rangers Ballpark</b>	<b>69</b>	<b>75</b>	<b>.479</b>

## 2012 SCHEDULE

Dates	Site	Times
May 16-17	TEX	5:05, 5:05
June 5-7	OAK	7:05, 7:05, 12:35
June 28-July 1	TEX	5:05, 5:05, 5:05, 5:05
July 16-18	OAK	7:05, 7:05, 12:35
Sept. 24-27	TEX	5:05, 5:05, 5:05, 5:05
Oct. 1-3	OAK	7:05, 7:05, 12:35

## 2011 RECAP

Date	H-A	W-L	Score	Winner	Losers
4/29	H	W	3-1	Cahill	Wilson
4/30	H	L	2-11	Lewis	Anderson
5/1	H	W	7-2	Gonzalez	Harrison
05/2	H	W	5-4 (10)	Balfour	Oliver
5/9	A	W	7-2	Cahill	Wilson
5/10	A	L	2-7	Lewis	Anderson
7/7	A	L	0-6	HOLLAND	Harden
7/8	A	L	5-8	Wilson	Gonzalez
7/9	A	L	6-7	Oliver	Bailey
7/10	A	L	0-2	Harrison	Cahill
8/12	H	L	1-9	Wilson	McCarthy
8/13	H	L	1-7	Lewis	Cahill
8/14	H	L	6-7	Adams	Bailey
9/9	A	L	4-13	Lewis	McCarthy
9/10	A	W	8-7	Cahill	Ogando
9/11	A	L	1-8	Wilson	Outman
9/20	H	L	2-7	Holland	Harden
9/21	H	L	2-3	Uehara	Balfour
9/22	H	W	4-3	Balfour	Adams
<b>Totals</b>			<b>6-13</b>	<b>66-114</b>	

## YEAR-BY-YEAR SERIES RESULTS

Year	Home	Road	Totals	Year	Home	Road	Totals	Year	Home	Road	Totals
1972	4-2	7-2	11-4	1986	2-4	1-6	3-10	2000	4-2	1-5	5-7
1973	7-2	4-5	11-7	1987	3-4	3-3	6-7	2001	4-5	5-5	9-10
1974	3-6	5-4	8-10	1988	4-2	4-3	8-5	2002	8-2	5-4	13-6
1975	6-3	6-3	12-6	1989	4-3	4-2	8-5	2003	8-1	7-3	15-4
1976	4-5	3-6	7-11	1990	3-3	5-2	8-5	2004	6-4	5-5	11-9
1977	2-6	0-7	2-13	1991	2-5	2-4	4-9	2005	4-6	7-2	11-8
1978	4-2	2-7	6-9	1992	4-2	5-2	9-4	2006	4-5	5-5	9-10
1979	1-6	1-5	2-11	1993	4-3	1-5	5-8	2007	6-4	3-6	9-10
1980	3-3	4-3	7-6	1994	3-3	4-0	7-3	2008	4-6	3-6	7-12
1981	2-1	2-1	4-2	1995	3-4	2-4	5-8	2009	6-4	5-4	11-8
1982	3-3	2-5	5-8	1996	3-3	4-3	7-6	2010	5-5	4-5	9-10
1983	2-5	0-6	2-11	1997	3-3	2-4	5-7	2011	4-6	2-7	6-13
1984	5-1	3-4	8-5	1998	2-4	4-2	6-6	<b>Totals</b>	<b>156-144</b>	<b>136-163</b>	<b>292-307</b>
1985	3-4	3-3	6-7	1999	4-2	1-5	5-7				



# TORONTO BLUE JAYS



American League East  
 Rogers Centre  
 1 Blue Jays Way, Suite 3200  
 Toronto, Ontario M5V 1J1  
**Switchboard:** (416) 341-1000  
**Press Box:** (416) 341-1178  
**Media Relations:** (416) 341-1301  
**Media Relations FAX:** (416) 341-1250

Vice Chairman, Rogers Communications Inc ..... Phil Lind  
 President and Chief Executive Officer ..... Paul Beeston  
 Senior VP, Baseball Operations and General Manager.. Alex Anthopoulos  
 Manager ..... John Farrell  
 81-81 (1 season)

Vice President, Communications ..... Jay Stenhouse (416) 341-1248  
 Manager, Baseball Information ..... Mal Romanin (416) 341-1249  
 Coordinator, Baseball Information ..... Erik Grosman (416) 341-1252  
 Manager, Team Travel ..... Mike Shaw (416) 341-1251  
 Stadium ..... Rogers Centre  
 Capacity / Opened ..... 49,278 / 1989

## SERIES FACTS

**Longest A's Winning Streak:** 9, July 22, 1980-May 24, 1981  
**Longest Blue Jays Winning Streak:** 8, June 18-September 15, 1982  
**Last A's Series Sweep at Oakland (3 games):** July 31-August 2, 2000  
**Last A's Series Sweep at Oakland (4 games):** May 22-24, 1981  
**Last A's Series Sweep at Toronto (3 games):** April 8-10, 2008  
**Last A's Series Sweep at Toronto (4 games):** None  
**Last Blue Jays Series Sweep at Oakland (3 games):** August 30-September 1, 1993  
**Last Blue Jays Series Sweep at Oakland (4 games):** None  
**Last Blue Jays Series Sweep at Toronto (3 games):** May 17-19, 2002  
**Last Blue Jays Series Sweep at Toronto (4 games):** August 4-7, 2008  
**Most Runs in a Game by Oakland:** 17 (twice), last: August 24, 2003 (17-2)  
**Most Runs in a Game by Toronto:** 18, July 29, 1995 (18-11)  
**Widest Margin of Victory by Oakland:** 15, August 24, 2003 (17-2)  
**Widest Margin of Victory by Toronto:** 12 (twice), last: May 29, 2008 (12-0)

## SERIES BREAKDOWN

	W	L	PCT.
OAK vs. Blue Jays (1977-2011)	198	172	.535
<b>Totals</b>	<b>198</b>	<b>172</b>	<b>.535</b>
<b>at the Coliseum</b>	<b>96</b>	<b>88</b>	<b>.522</b>
<b>at Rogers Centre</b>	<b>61</b>	<b>50</b>	<b>.550</b>

## 2012 SCHEDULE

Dates	Site	Times
May 8-9	OAK	7:05, 12:35
July 24-26	TOR	4:07, 4:07, 9:37
Aug. 2-5	OAK	7:05, 7:05, 6:05, 1:05

## 2011 RECAP

Date	H-A	W-L	Score	Winner	Loser
4/5	A	L	6-7 (10)	Frasor	Balfour
4/6	A	L	3-5	Litsch	Braden
4/7	A	W	2-1	Cahill	Frasor
8/9	A	W	4-1	Harden	Cecil
8/10	A	L	4-8	Janssen	Gonzalez
8/11	A	W	10-3	Moscoco	Mills
8/18	H	L	0-7	ROMERO	Cahill
8/19	H	W	2-0	Harden	Cecil
8/20	H	W	5-1	Gonzalez	Alvarez
8/21	H	L	0-1	Perez	Moscoco
<b>Totals</b>		<b>5-5</b>	<b>36-34</b>		

## YEAR-BY-YEAR SERIES RESULTS

Year	Home	Road	Totals	Year	Home	Road	Totals	Year	Home	Road	Totals
1977	2-3	5-0	7-3	1990	2-4	5-1	7-5	2003	2-1	3-1	5-2
1978	5-0	2-4	7-4	1991	3-3	3-3	6-6	2004	4-2	2-1	6-3
1979	2-4	2-4	4-8	1992	3-3	3-3	6-6	2005	4-3	1-2	5-5
1980	4-2	4-2	8-4	1993	1-5	4-2	5-7	2006	3-1	3-3	6-4
1981	6-0	4-2	10-2	1994	2-1	3-0	5-1	2007	2-4	3-0	5-4
1982	0-6	3-3	3-9	1995	2-3	1-4	3-7	2008	1-2	3-4	4-6
1983	4-2	2-4	6-6	1996	1-5*	3-3	4-8	2009	2-4	1-2	3-6
1984	2-4	2-4	4-8	1997	4-1	2-4	6-5	2010	2-1	1-3	3-4
1985	2-4	3-3	5-7	1998	3-3	2-3	5-6	2011	2-2	3-3	5-5
1986	5-1	3-3	8-4	1999	2-2	6-0	8-2	<b>Totals</b>	<b>96-90*</b>	<b>102-82</b>	<b>198-172</b>
1987	3-3	4-2	7-5	2000	4-2	3-1	7-3	*includes 0-2 in Las Vegas			
1988	3-3	6-0	9-3	2001	2-1	4-2	6-3				
1989	4-2	3-3	7-5	2002	3-3	0-3	3-6				

# ARIZONA DIAMONDBACKS



National League West  
Chase Field  
401 East Jefferson Street  
Phoenix, AZ 85004  
Switchboard: (602) 462-6500  
Press Box: (602) 462-4565  
Media Relations: (602) 462-6519  
Media Relations FAX: (602) 462-6527

Managing General Partner.....Ken Kendrick  
President & Chief Executive Officer.....Derrick Hall  
Executive Vice President and General Manager.....Kevin Towers  
Manager.....Kirk Gibson  
128-117 (1 season + interim)  
Senior Vice President, Communications.....Josh Rawitch (602) 462-6519  
Director, Player and Media Relations.....Casey Wilcox (602) 462-6661  
Manager, Player and Media Relations.....Pat O'Connell (602) 462-6586  
Senior Director, Team Travel.....Roger Riley (602) 462-6512  
Stadium.....Chase Field  
Capacity / Opened.....48,633 / 1998

## SERIES FACTS

Longest A's Winning Streak: 3, July 6-8, 2001  
Longest Diamondbacks Winning Streak: 4, June 18, 2008-May 23, 2009  
Last A's Series Sweep at Arizona: July 6-8, 2001  
Last Diamondbacks Series Sweep at Oakland: June 30-July 2, 2006  
Most Runs in a Game by Oakland: 15, June 17, 2008 (15-1)  
Most Runs in a Game by Arizona: 12, June 7, 1998 (12-4)  
Widest Margin of Victory by Oakland: 14, June 17, 2008 (15-1)  
Widest Margin of Victory by Arizona: 10, June 18, 2008 (11-1)

## SERIES BREAKDOWN

	W	L	PCT.
OAK vs. Diamondbacks (1998-2011)	13	11	.542
<b>Totals</b>	<b>13</b>	<b>11</b>	<b>.542</b>
at the Coliseum	7	8	.467
at Chase Field	6	3	.667

## 2012 SCHEDULE

Dates	Site	Times
June 8-10	ARI	6:40, 5:10, 1:10

## YEAR-BY-YEAR SERIES RESULTS

Year	Home	Road	Totals
1998	2-1	0-0	2-1
1999	0-0	2-1	2-1
2000	2-1	0-0	2-1
2001	0-0	3-0	3-0
2006	0-3	0-0	0-3
2008	0-0	1-2	1-2
2009	1-2	0-0	1-2
2011	2-1	0-0	2-1
<b>Totals</b>	<b>7-8</b>	<b>6-3</b>	<b>13-11</b>

# COLORADO ROCKIES



National League West  
Coors Field  
2001 Blake Street  
Denver, CO 80205  
Switchboard: (303) 292-0200  
Press Box: (303) 312-2326  
Media Relations: (303) 312-2325  
Media Relations FAX: (303) 312-2319

Owner/Chairman and Chief Executive Officer.....Richard Monfort  
Owner/General Partner.....Charles Monfort  
Executive VP/Chief Baseball Officer & General Manager..Daniel O'Dowd  
Manager.....Jim Tracy  
792-782 (10 seasons overall)  
230-210 (3 seasons with Colorado)  
VP, Communications/Public Relations.....Jay Alves (303) 312-2326  
Manager, Communications/Public Relations..Nick Piburn (303) 312-2329  
Stadium.....Coors Field  
Capacity / Opened.....50,398 / 1995

## SERIES FACTS

Longest A's Winning Streak: 4, July 18, 1999-July 17, 2000  
Longest Rockies Winning Streak: 3 (twice), last: June 26, 2009-present  
Last A's Series Sweep at Oakland: July 15-17, 2001  
Last Rockies Series Sweep at Oakland: June 26-28, 2009  
Most Runs in a Game by Oakland: 11, July 17, 2000 (11-10)  
Most Runs in a Game by Colorado: 18, July 18, 2000 (18-3)  
Widest Margin of Victory by Oakland: 5, July 19, 1999 (10-5)  
Widest Margin of Victory by Colorado: 15, July 18, 2000 (18-3)

## SERIES BREAKDOWN

	W	L	PCT.
OAK vs. Rockies (1997-2009)	10	12	.455
<b>Totals</b>	<b>10</b>	<b>12</b>	<b>.455</b>
at the Coliseum	7	4	.636
at Coors Field	3	8	.273

## 2012 SCHEDULE

Dates	Site	Times
June 12-14	COL	5:40, 5:40, 12:10

## YEAR-BY-YEAR SERIES RESULTS

Year	Home	Road	Totals
1997	1-1	0-2	1-3
1998	0-0	1-2	1-2
1999	3-0	0-0	3-0
2000	0-0	1-2	1-2
2001	3-0	0-0	3-0
2006	0-0	1-2	1-2
2009	0-3	0-0	0-3
<b>Totals</b>	<b>7-4</b>	<b>3-8</b>	<b>10-12</b>

OPPONENTS

# LOS ANGELES DODGERS



National League West  
 Dodger Stadium  
 1000 Elysian Park Avenue  
 Los Angeles, CA 90090  
**Switchboard:** (323) 224-1500  
**Press Box:** (323) 224-1425  
**Media Relations:** (323) 224-1301  
**Media Relations FAX:** (323) 224-1459

General Manager ..... Ned Colletti  
 Manager ..... Don Mattingly  
 82-79 (1 season)  
 Assistant Director, Public Relations ..... Joe Jareck (323) 224-1549  
 Assistant Director, Public Relations ..... Yvonne Carrasco (323) 224-4220  
 Director, Team Travel ..... Scott Akasaki (323) 224-2634  
 Stadium ..... Dodger Stadium  
 Capacity / Opened ..... 56,000 / 1962

## SERIES FACTS

Longest A's Winning Streak: 4, June 11, 1999-June 9, 2000  
 Longest Dodgers Winning Streak: 3, June 13-August 29, 1997  
 Last A's Series Sweep at Oakland: June 16-18, 2006  
 Most Runs in a Game by Oakland: 12, June 11, 1999 (12-6)  
 Most Runs in a Game by Los Angeles: 7 (three times), last: July 13, 2001  
 Widest Margin of Victory by Oakland: 6 (four times), last: July 12, 2001 (6-0)  
 Widest Margin of Victory by Los Angeles: 6, August 28, 1997 (7-1)

## SERIES BREAKDOWN

	W	L	PCT.
OAK vs. Dodgers (1997-2009)	13	9	.591
<b>Totals</b>	<b>13</b>	<b>9</b>	<b>.591</b>
at the Coliseum	9	2	.818
at Dodger Stadium	4	7	.364

## 2012 SCHEDULE

Dates	Site	Times
June 19-21	OAK	7:05, 7:05, 12:35

## YEAR-BY-YEAR SERIES RESULTS

Year	Home	Road	Totals
1997	1-1	0-2	1-3
1998	0-0	1-2	1-2
1999	3-0	0-0	3-0
2000	0-0	2-1	2-1
2001	2-1	0-0	2-1
2006	3-0	0-0	3-0
2009	0-0	1-2	1-2
<b>Totals</b>	<b>9-2</b>	<b>4-7</b>	<b>13-9</b>

# SAN DIEGO PADRES



National League West  
 PETCO Park  
 100 Park Boulevard  
 San Diego, CA 92101  
**Switchboard:** (619) 795-5000  
**Press Box:** (619) 795-5267  
**Media Relations:** (619) 795-5000  
**Media Relations FAX:** (619) 795-5266

Chairman ..... John Moores  
 Vice Chairman/ Chief Executive Officer ..... Jeff Moorad  
 Executive Vice President, General Manager ..... Josh Byrnes  
 Manager ..... Bud Black  
 388-423 (5 seasons)  
 Director, Communications ..... Warren Miller (619) 795-5260  
 Coordinator, Media Relations ..... Josh Ishoo (619) 795-5258  
 Director, Team Travel & Equipment Manager ..... Brian Prilaman  
 Stadium ..... Petco Park  
 Capacity / Opened ..... 2004 / 42,691

## SERIES FACTS

Longest A's Winning Streak: 5, June 5, 2000-June 13, 2001  
 Longest Padres Winning Streak: 3, June 14, 2001-June 28, 2006  
 Last A's Series Sweep at Oakland: June 5-7, 2000  
 Most Runs in a Game by Oakland: 12, June 30, 1998 (12-10)  
 Most Runs in a Game by San Diego: 15, June 30, 1997 (15-6)  
 Widest Margin of Victory by Oakland: 7, June 17, 1997 (10-3)  
 Widest Margin of Victory by San Diego: 9, June 30, 1997 (15-6)

## SERIES BREAKDOWN

	W	L	PCT.
OAK vs. Padres (1997-2009)	14	8	.636
<b>Totals</b>	<b>14</b>	<b>8</b>	<b>.636</b>
at the Coliseum	6	2	.750
at Petco Park	3	3	.500

## 2012 SCHEDULE

Dates	Site	Times
June 15-17	OAK	7:05, 6:05, 1:05

## YEAR-BY-YEAR SERIES RESULTS

Year	Home	Road	Totals
1997	1-1	2-0	3-1
1998	2-1	0-0	2-1
1999	0-0	1-2	1-2
2000	3-0	0-0	3-0
2001	0-0	2-1	2-1
2006	0-0	1-2	1-2
2009	0-0	2-1	2-1
<b>Totals</b>	<b>6-2</b>	<b>8-6</b>	<b>14-8</b>

# SAN FRANCISCO GIANTS



National League West  
 AT&T Park  
 24 Willie Mays Plaza  
 San Francisco, CA 94107  
**Switchboard:** (415) 972-2000  
**Press Box:** (415) 972-2450/2451  
**Media Relations:** (415) 972-2445  
**Media Relations FAX:** (415) 947-2800

**Managing General Partner and Chief Executive Officer**... William Neukom  
**President and Chief Operating Officer** ..... Laurence M. Baer  
**Senior Vice President, General Manager** ..... Brian R. Sabean  
**Manager** ..... Bruce Bochy  
 1360-1376 (17 seasons overall)  
 409-401 (5 seasons with San Francisco)  
**Senior Director, Broadcast Services** ..... Maria Jacinto (415) 972-2447  
**Senior Director, Media Relations** ..... Jim Moorehead (415) 972-2449  
**Media Relations Manager** ..... Matt Chisholm (415) 972-2441  
**Coordinator, Team Travel** ..... Michael King (415) 972-1652  
**Stadium** ..... AT&T Park  
**Capacity / Opened** ..... 41,915 / 2000

## SERIES FACTS

**Longest A's Winning Streak:** 7, June 8, 2007-June 27, 2008  
**Longest Giants Winning Streak:** 6, June 11, 2010-May 22, 2011  
**Last A's Series Sweep at Oakland (3 games):** June 17-19, 2011  
**Last A's Series Sweep at San Francisco (3 games):** June 13-15, 2008  
**Last Giants Series Sweep at Oakland (3 games):** None  
**Last Giants Series Sweep at San Francisco (3 games):** May 20-22, 2011  
**Most Runs in a Game by Oakland:** 16, June 26, 2005 (16-0)  
**Most Runs in a Game by San Francisco:** 15, June 30, 1997 (15-6)  
**Widest Margin of Victory by Oakland:** 16, June 26, 2005 (16-0)  
**Widest Margin of Victory by San Francisco:** 16, June 4, 2000 (18-2)

## SERIES BREAKDOWN

	W	L	PCT.
OAK vs. Giants (1997-2011)	45	41	.523
<b>Totals</b>	<b>45</b>	<b>41</b>	<b>.523</b>
<b>at the Coliseum</b>	<b>26</b>	<b>17</b>	<b>.605</b>
<b>at AT&amp;T Park</b>	<b>15</b>	<b>21</b>	<b>.417</b>

## 2012 SCHEDULE

Dates	Site	Times
May 18-20	SF	7:15, TBD, 1:05
June 22-24	OAK	7:05, 6:05, 1:05

## 2011 RECAP

Date	H-A	W-L	Score	Winner	Loser
5/20	A	L	1-2 (10)	Lopez	Fuentes
5/21	A	L	0-3	LINCECUM	Anderson
5/22	A	L	4-5 (11)	Romo	Fuentes
6/17	H	W	5-2	Godfrey	Lincecum
6/18	H	W	4-2	Ziegler	Sanchez
6/19	H	W	2-1	Cahill	Affeldt
<b>Totals</b>	<b>3-3</b>	<b>16-15</b>			

## YEAR-BY-YEAR SERIES RESULTS

Year	Home	Road	Totals	Year	Home	Road	Totals	Year	Home	Road	Totals
1997	1-1	1-1	2-2	2003	2-1	1-2	3-3	2009	1-2	0-3	1-5
1998	0-2	2-0	2-2	2004	1-2	2-1	3-3	2010	3-0	0-3	3-3
1999	2-1	1-2	3-3	2005	3-0	1-2	4-2	2011	3-0	0-3	3-3
2000	2-1	1-2	3-3	2006	1-2	2-1	3-3	<b>Totals</b>	<b>26-17</b>	<b>19-24</b>	<b>45-41</b>
2001	2-1	0-3	2-4	2007	2-1	3-0	5-1				
2002	2-1	2-1	4-2	2008	1-2	3-0	4-2				

## MAJOR LEAGUE BASEBALL DIRECTORY

Office of the Commissioner • 245 Park Avenue • New York, NY 10167 • (212) 931-7800

Senior Vice President, Public Relations: Patrick Courtney (212) 931-7878  
 Senior Vice President, Club Relations: Phyllis Merhige (212) 931-7616  
 Senior Vice President, Club Relations & Scheduling: Katy Feeney (212) 931-7706



MAJOR LEAGUE BASEBALL®

OPPONENTS



## NATIONAL BASEBALL HALL OF FAME AND MUSEUM

25 Main Street, Cooperstown, New York 13326  
Phone: (607) 547-7200 Fax: (607) 547-2044

Public Relations: (607) 547-0215  
e-mail address: [info@baseballhall.org](mailto:info@baseballhall.org)

Web site: [baseballhall.org](http://baseballhall.org)

Summer Hours: Memorial Day Weekend - Labor Day Weekend: 9 a.m. to 9 p.m.

Regular Hours: 9 a.m. to 5 p.m.

Holiday Closings: Thanksgiving Day, Christmas Day, and New Year's Day.

**DIRECTORY:** Jane Forbes Clark (Chairman), Joe Morgan (Vice Chairman), Jeff Idelson (President), Bill Haase (Senior Vice President), Sean Gahagan (Vice President, Retail Merchandising & Licensing), Erik Strohl (Senior Director of Exhibitions and Collections), Ken Meifert (Senior Director, Development), Brad Horn (Senior Director, Communications & Education), Jim Gates (Librarian), Tim Wiles (Research Director)

**COMMUNICATIONS CONTACTS:** Craig Muder (Comm. Director), Jackie Brown (Comm. Associate)

### HALL OF FAME WEEKEND 2012: July 20-23

Inductees: Barry Larkin and Ron Santo

Awards: Sat. July 21, Doubleday Field

Induction: Sun. July 22, 1:30 p.m. ET, Clark Sports Center

### HALL OF FAME CLASSIC 2012: June 15-17

Golf tournament & other events all weekend

Game: Sat. June 16, 2 p.m., Doubleday Field;

For more information, visit [baseballhall.org](http://baseballhall.org)

### ATHLETICS IN THE HALL OF FAME

A total of 36 players, managers and executives in the Hall of Fame spent some of their professional careers with the Philadelphia/Kansas City/Oakland Athletics, including 2010 Inductee Whitey Herzog, who played for the team in Kansas City in 1958-1960. Fourteen of the 36 spent the majority of their careers in an Athletics uniform, including Frank Baker (1906-1914), Chief Bender (1903-1914), Mickey Cochrane (1925-1933), Dennis Eckersley (1987-1995), Rollie Fingers (1968-1976), Jimmie Foxx (1925-1935), Lefty Grove (1925-1933), Rickey Henderson (1979-1984, 1989-1993, 1994-1995, 1998), Catfish Hunter (1965-1974), Reggie Jackson (1967-1975, 1987), Connie Mack (1901-1950), Eddie Plank (1901-1914), Al Simmons (1924-1932) and Rube Waddell (1902-1907). For a complete list of Philadelphia/Kansas City/Oakland Athletics in the Hall of Fame, visit the "Hall of Famers" team pages at [www.baseballhall.org](http://www.baseballhall.org).

### NOTABLE ATHLETICS ARTIFACTS IN COOPERSTOWN

- Prospect Grant Green's bat from his MVP performance at the 2011 All-Star Futures Game.
- Spikes worn by Dallas Braden during his perfect game against the Tampa Bay Rays May 9, 2010, along with a ball and a score sheet from the game.
- Ball pitched by Brad Ziegler on July 27, 2008, to record the out that set the mark for most innings pitched at the beginning of a major league career without allowing a run, and his spikes from the record-setting streak.
- Prototype ticket book for 2008 season.
- Jersey worn by pitcher Tim Hudson during the 2004 season.
- Ball hit by Scott Hatteberg for a game-winning home run in Oakland's AL record 20<sup>th</sup> straight win, in September 2002.
- Lineup card from American League-tying 19<sup>th</sup> consecutive win, in September 2002.
- Ball and glove from Randy Velarde's unassisted triple play on May 29, 2000; it was the 10<sup>th</sup> in history.
- Bat used by Mark McGwire in 1996 when he hit 52 home runs.
- Oakland A's cap worn by Dennis Eckersley on May 24, 1995, during his 300<sup>th</sup> career save.
- Spikes worn by Rickey Henderson while breaking Lou Brock's single-season stolen base record in 1982.
- Ball from Vida Blue's no-hit game on Sept. 21, 1970.
- Ball from Catfish Hunter's perfect game on May 8, 1968.



Dallas Braden perfect game artifacts.

### A LOOK AHEAD TO 2013

Ballots for the 2013 Hall of Fame/BBWAA election will be distributed in early December with results from the voting scheduled to be announced in January 2013. A partial list of first-year candidates for election include: Craig Biggio, Barry Bonds, Roger Clemens, Julio Franco, Kenny Lofton, Jose Mesa, Mike Piazza, Reggie Sanders, Curt Schilling, Sammy Sosa and David Wells. Historical voting data from all past BBWAA elections can be accessed at [www.baseballhall.org](http://www.baseballhall.org) or by contacting the Hall of Fame Public Relations department.

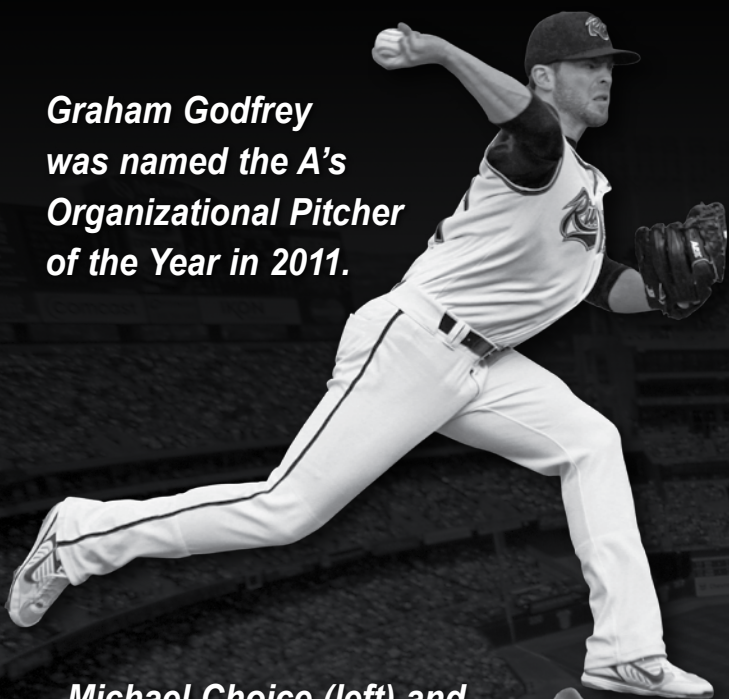
### CONNECT TO COOPERSTOWN

- For up-to-the-minute news from Cooperstown, visit at [www.baseballhall.org](http://www.baseballhall.org). Stay up-to-date on all the activity at the Hall of Fame's official site and through social networking on Facebook, LinkedIn, Twitter and YouTube.
- If you would like to receive interesting stories and timely news items direct from the Hall of Fame and get the inside track on the latest happenings in Cooperstown, sign up for *Inside Pitch*. There's no cost to receive our weekly electronic newsletter in your e-mail box at home or work and it's easy to enroll: Just log on to [www.hofclubhouse.com](http://www.hofclubhouse.com).
- If you have an interest in receiving *Around The Horn*, the Hall's monthly media newsletter, please send an e-mail to [info@baseballhall.org](mailto:info@baseballhall.org). Be sure to include your name, name of organization and e-mail address.

### RESEARCH ASSISTANCE

The Hall of Fame is pleased to provide assistance in baseball research and members of the media are encouraged to utilize this valuable baseball resource whenever necessary by calling the Public Relations department at (607) 547-0215, or the Library Reference desk at (607) 547-0330.

*Graham Godfrey  
was named the A's  
Organizational Pitcher  
of the Year in 2011.*



*Michael Choice (left) and  
Jermaine Mitchell shared  
Player of the Year honors.*



**PLAYER DEVELOPMENT**



# ATHLETICS MINOR LEAGUE DIRECTORY

## SCOUTING DIRECTORY

Director of Scouting	Eric Kubota
Director of Professional Scouting/Baseball Development	Dan Feinstein
Director of Player Personnel	Billy Owens
Director of Latin American Operations	Raymond Abreu
Assistant Director of Scouting	Michael Holmes
Coordinator of International Scouting	Sam Geaney
Coordinator of Latin American Scouting	Julio Franco
Special Assignment Scout	Craig Weissmann
Professional Scouts	Will Schock, John McLaren, Mike Ziegler, Jeff Bittiger, Steve Sharpe
West Coast Supervisor	Scott Kidd
Midwest Supervisor	Ron Marigny
East Coast Supervisor	Marc Sauer
Scouting Assistant	Kate Greenthal

## PLAYER DEVELOPMENT DIRECTORY

Director of Player Development	Keith Lieppman
Director of Minor League Operations	Ted Polakowski
Director of Baseball Administration	Pamela Pitts
Executive Assistant of Baseball Operations	Betty Shinoda
Minor League Roving Hitting Instructor	Todd Stevenson
Minor League Roving Pitching Instructor	Gil Patterson
Minor League Roving Infield Instructor	Juan Navarrete
Minor League Roving Instructor	Ron Plaza
Minor League Instructor	Ruben Escalera
Coordinator of Medical Services	Larry Davis
Minor League Medical Coordinator	Jeff Collins
Minor League Strength and Conditioning Coordinator	Josh Cuffe
Minor League Strength and Conditioning Assistant Coordinator	Thomas Shea
Minor League Pitching Rehab Coordinator	Garvin Alston
Minor League Video Coordinator	Mark Smith
Arizona Clubhouse Supervisor	Jessie Sotomayor
Arizona Clubhouse Manager	James Gibson
Arizona Clubhouse Staff	Chad Yaconetti
Arizona Grounds Keeper	Chad Huss
Administrative Assistant Player Development	Valerie Vander Heyden

## TERRITORIAL SCOUTS

Name	Territory	Resides
Neil Avent	North Carolina, South Carolina, Virginia, West Virginia	Greensboro, NC
Yancy Ayres	Kansas, Oklahoma, Nebraska, Western Missouri, Arkansas	Topeka, KS
Armann Brown	Texas	Houston, TX
Jermaine Clark	Northern California, Northern Nevada	Livermore, CA
Jim Coffman	Washington, Idaho, Oregon, Montana, Western Canada	Portland, OR
Matt Higginson	Canada	Oakville, ON
Rick Magnante	Southern California	Sherman Oaks, CA
Eric Martins	Southern California	Diamond Bar, CA
Kevin Mello	Illinois, Iowa, Minnesota, Eastern Missouri, North Dakota, South Dakota	Champaign, IL
	Wisconsin, Central Canada	
Kelcey Mucker	Alabama, Louisiana, Mississippi, North Florida	Baton Rouge, LA
Matt Ranson	Georgia, Tennessee	Nicholasville, KY
Trevor Ryan	Arizona, Colorado, New Mexico, Utah, Wyoming	Queen Creek, AZ
Trevor Schaffer	Florida	Belleair, FL
Rich Sparks	Indiana, Kentucky, Michigan, Ohio, Western New York and Western Pennsylvania	Macomb Township, MI
JT Stotts	Southern California, Hawaii, Southern Nevada	Moorpark, CA
Ron Vaughn	New Jersey, Delaware, Connecticut, New England, Eastern New York, Eastern Pennsylvania	

## INTERNATIONAL SCOUTS

Name	Territory
Dominican Republic	Juan Carlos De La Cruz, Angel Eusebio, Pablo Marmol, Amarius Reyes
Venezuela	Ruben Barradas, Andri Garcia, Oswaldo Troconis, Juan Carlos Villanueva
Panama	Juan Mosquera
Colombia	Tito Quintero
Mexico	David Tapia
South Korea	Lewis Kim
Taiwan	Adam Hislop

# OAKLAND A'S SCOUTING ASSIGNMENTS



**Neil Avent**  
NC, SC, VA, WV



**Yancy Ayres**  
KS, OK, NE, W. MO, AR



**Jeff Bittiger**  
Professional Scout



**Armann Brown**  
TX



**Jermaine Clark**  
No CA, No NV



**Jim Coffman**  
WA, ID, OR, MO, Western Canada



**Matt Higginson**  
Canada



**Michael Holmes**  
Assistant Director  
of Scouting



**Scott Kidd**  
West Coast  
Supervisor



**Rick Magnante**  
Southern CA



**Ron Marigny**  
Midwest  
Supervisor



**Eric Martins**  
So CA



**Kevin Mello**  
IL, IA, MN, E MO,  
ND, SD, WI, Cent  
Canada



**John McLaren**  
Professional Scout



**Kelcey Mucker**  
AL, LA, MS, No. FL



**Matt Ranson**  
GA, TN



**Trevor Ryan**  
AZ, CO, NM, UT,  
WY



**Marc Sauer**  
East Coast  
Supervisor



**Trevor Schaffer**  
FL



**Will Schock**  
Professional Scout



**Steve Sharpe**  
Professional Scout



**Rich Sparks**  
IN, MI, OH, West  
NY, West PA



**JT Stotts**  
Southern CA, HI,  
Southern NV



**Ron Vaughn**  
NJ, DE, CT, New  
Eng., E. NY, E. PA



**Craig Weissmann**  
Special Assignment  
Scout



**Mike Ziegler**  
Professional Scout



# ATHLETICS MINOR LEAGUE AFFILIATES

## SACRAMENTO RIVER CATS (TRIPLE-A)

Raley Field  
400 Ballpark Drive  
West Sacramento, CA 95691  
(916) 376-4700  
FAX: 376-4710  
www.rivercats.com



**League:** Pacific Coast League  
**Principal Owner/CEO:** Susan Savage  
**General Manager:** Jeff Savage  
**Media Relations:** Nick Lozito  
nlozito@rivercats.com; (916) 376-4751  
**Manager:** Darren Bush  
**Pitching Coach:** Scott Emerson  
**Hitting Coach:** Greg Sparks  
**Athletic Trainer:** Brad LaRosa

## MIDLAND ROCKHOUNDS (DOUBLE-A)

Citibank Ballpark  
5514 Champions Drive  
Midland, TX 79706  
(432) 520-2255  
FAX: 520-8326  
www.midlandrockhounds.org



**League:** Texas League  
**Principal Owners:** Miles Prentice, Bob Richmond  
**President:** Miles Prentice  
**General Manager:** Monty Hoppel  
**Media Relations:** Greg Bergman  
gbergman@midlandrockhounds.org, (432) 520-2255  
**Manager:** Steve Scarsone  
**Pitching Coach:** Don Schulze  
**Hitting Coach:** Tim Garland  
**Athletic Trainer:** Justin Whitehouse

## STOCKTON PORTS (SINGLE-A)

Banner Island Ballpark  
404 West Fremont Street  
Stockton, CA 95203  
(209) 644-1900  
FAX: 644-1931  
www.stocktonports.com



**League:** California League  
**Chairman/CEO:** Tom Volpe  
**General Manager:** Pat Filippone  
**Media Relations:** Jeremy Neisser  
jneisser@stocktonports.com; (209) 644-1906  
**Manager:** Webster Garrison  
**Pitching Coach:** Craig Lefferts  
**Hitting Coach:** Brian McArn  
**Athletic Trainer:** Nate Brooks

## BURLINGTON BEES (SINGLE-A)

Community Field  
2712 Mt. Pleasant Street  
Burlington, IA 52601  
(319) 754-5705  
FAX: 754-5882  
www.gobees.com



**League:** Midwest League  
**President:** Dave Walker  
**General Manager:** Chuck Brockett  
**Media Relations:** John Rodgers  
john@gobees.com; (319) 754-5705  
**Manager:** Aaron Nieckula  
**Pitching Coach:** John Wasdin  
**Hitting Coach:** Haas Pratt  
**Athletic Trainer:** Travis Tims

## VERMONT LAKE MONSTERS (SHORT A)

Centennial Field  
1 King Street Ferry Dock  
Burlington, VT 05401  
(802) 655-4200  
FAX: 655-5660  
www.vermontlakemonsters.com



**League:** New York-Penn League  
**Principal Owner/President:** Ray Pecor  
**Vice President:** Kyle Bostwick  
**General Manager:** Nate Cloutier  
**Media Relations:** Paul Stanfield  
paul.lakemonsters@hotmail.com (802) 363-8586  
**Manager:** Rick Magnante  
**Pitching Coach:** Ariel Prieto  
**Hitting Coach:** Casey Myers  
**Athletic Trainer:** Brian Thorson

## ARIZONA A'S (ROOKIE)

Papago Park Baseball Complex  
1802 North 64th Street  
Phoenix, AZ 85008  
(480) 949-5951  
FAX: 945-0557



**League:** Arizona League  
**Manager:** Marcus Jensen  
**Pitching Coach:** Jimmy Escalante  
**Hitting Coach:** Juan Dilone  
**Athletic Trainer:** Chris Lessner, Toshiaki Nagahara

# MINOR LEAGUE FIELD STAFF

## TODD STEVERSON

### Minor League Roving Hitting Instructor

Todd Steverson enters his first season as the organization's minor league roving hitting instructor after spending last season as the hitting coach in Sacramento. He previously spent two seasons as the A's first base coach on the Major League coaching staff. Steverson has also spent four seasons managing in the A's farm system, compiling a .297-.264 (.529) record.

Steverson joined the A's organization in 2004 as hitting coach for their short-season Single-A affiliate at Vancouver. He was named manager at Single-A Stockton in 2005 and guided the Ports to a 78-62 record and playoff appearance. Steverson returned to Stockton in 2006, then spent one year at Double-A Midland in 2007 before moving to Triple-A Sacramento. His River Cats compiled an 83-61 record and won their second consecutive Triple-A and Pacific Coast League championships in 2008. Steverson began his coaching career in the St. Louis Cardinals farm system and spent five seasons with Potomac (1999; 2001-02), Peoria (2000) and Palm Beach (2003), all Single-A affiliates.

Steverson played professionally for seven seasons, including two seasons in the Major Leagues with Detroit (1995) and San Diego (1996). He compiled a .256 batting average, two home runs and six RBI in 31 games, including 30 with the Tigers and one with the Padres. Steverson was drafted by St. Louis in the sixth round out of Culver City (CA) High School in 1989, but did not sign and attended Arizona State University. Three years later, he was a first-round pick (25th overall) of Toronto and spent three seasons in the Blue Jays farm system before he was selected by Detroit in the Rule 5 draft. He concluded his playing career at Triple-A Memphis in 1998.

Steverson makes his offseason home in Phoenix, Ariz., with his wife, Theresa, daughter, Joya, and son, Jaryn.



## GIL PATTERSON

### Minor League Roving Pitching Instructor

Gil Patterson returns for his sixth season as the A's minor league roving pitching instructor. Patterson previously served as the pitching coach for the Yankees affiliate in the Gulf Coast Rookie League for two seasons and served as the pitching coach for Triple-A Columbus in 2005. Patterson joined the Toronto Blue Jays in 2001 as the bullpen coach and served as their pitching coach from 2002-04. He spent the previous four seasons with the Arizona Diamondbacks as their minor league pitching coordinator.

Patterson originally joined the Oakland organization in 1991, coaching in the Arizona Rookie League in Scottsdale. He coached for the A's Single-A affiliate in Madison from 1992-93, Single-A West Michigan in 1994 and the Rookie League Scottsdale A's in 1995 before serving as the roving minor league pitching instructor in 1996. He began his coaching career at Triple-A Columbus and Single-A Oneonta with the New York Yankees organization in 1984.

Patterson was the Yankees first selection of the secondary phase of the 1975 June draft. He made his professional debut that year with Single-A Oneonta, leading the New York-Penn League in strikeouts (97). Patterson tossed a no-hitter on June 28, 1976 with Double-A West Haven before being promoted to Triple-A Syracuse. He opened the 1977 season in Syracuse before making his Major League debut with the Yankees at age 21. He appeared in 10 games (six starts) with the eventual World Series champions in 1977 while posting a 1-2 record and 5.45 ERA. Patterson suffered a torn rotator cuff and spent considerable time on the disabled list in 1978 and 1979. He pitched in the Yankees minor league system in 1980-81 and the San Francisco Giants organization in 1982 before having career-ending "Tommy John" surgery following spring training in 1983. In total, Patterson underwent eight operations during his career.

Patterson makes his offseason home in Odessa, Fla. with his wife, Jan. The couple has four children — Brandy, Raquel, Kyle and G.T.



## JUAN NAVARRETE

### Minor League Roving Infield Instructor

Juan Navarrete enters his ninth season as the A's minor league roving infield instructor after serving two years as the organization's minor league roving hitting instructor. Navarrete spent the previous seven seasons as a minor league manager and compiled a 390-338 record during that span. In his first two seasons as a manager for the A's Arizona Rookie League team (1995-97), he earned manager and co-manager of the year honors after guiding the team to first- and second-place finishes, respectively. Navarrete was promoted to Single-A Modesto in 1998 and took over the managerial duties at Single-A Visalia in 1999, where he guided the Oaks to playoff appearances in two of his three seasons.

A former infielder, Navarrete's playing career spanned 21 years (1970-90). He spent the majority of his career with the Saltillo Saraperos of the Mexican League as a player (1970-71; 78-82) and as a player-manager (1983-85). Navarrete was an eight-time all-star and a member of Saltillo's 1980 championship squad. He also played six seasons in the Montreal organization (1972-77). Navarrete spent his winters in the Mexican-Pacific Winter League (1972-90) and is among the all-time leaders in various statistical categories. In 1998, Navarrete was inducted into the Mexican Baseball Hall of Fame.

Navarrete makes his home in Saltillo, Mexico with his wife, Maria, and two daughters, Airam and Ana.



## RON PLAZA

### Minor League Roving Instructor

Ron Plaza begins his 30th season as the A's minor league roving instructor. He joined the Oakland organization in 1983 after 14 years in the Cincinnati Reds organization. Plaza was the Reds minor league roving instructor from 1970-77 before serving on the Major League coaching staff for six seasons (1978-83). He managed on various levels in the Cardinals chain from 1963-68, and was named Florida State League manager of the year in 1967. In 1969, he worked as a base coach for the Seattle Pilots.

A former infielder, Plaza played in the St. Louis Cardinals minor league system for 12 seasons (1951-62), including six years at the Triple-A level.

Plaza makes his offseason home in St. Petersburg, Fla.



## JEFF COLLINS

### Minor League Medical Coordinator

Jeff Collins is entering his 15th season in professional baseball, all of which have been in the Oakland Athletics organization. Collins has served in his current position with the A's since 2001, while also serving as athletic trainer for Short-Season Vancouver in 2004. He was previously the athletic trainer for Single-A Visalia (2000) and Short-Season Southern Oregon (1998-99).

Collins holds a degree in athletic training from Southern Illinois University at Carbondale and received his masters in health, wellness and exercise science at the University of Nevada at Reno. He is a certified member of the National Athletic Trainers' Association (NATA) and is a licensed athletic trainer in the State of Arizona, where he resides with his wife, Renea, and their daughter, Breaanne.



# SACRAMENTO RIVER CATS STAFF

## DARREN BUSH

### Manager



Darren Bush enters his second season as manager at Sacramento after leading the River Cats to an 88-56 record and a playoff appearance in his first season. He previously managed Midland for two years and led the RockHounds to Texas League championship appearances both seasons, winning the title in his first season. He served in the same capacity with Stockton for two seasons, guiding the team to a California League title in 2008.

Bush first joined the Athletics in 2005 as hitting coach at Stockton, a role he served in for two years. Prior to his stay in Stockton, Bush managed independent teams, spending 2004 with Quebec, 2003 with Berkshire and 2002 with Yuba-Sutter.

A former catcher, Bush spent three seasons in the minor leagues with San Diego (1999-2000) and Philadelphia (2001). Prior to signing as a minor league free agent in 1998, he played three seasons in the Frontier League.

Bush resides in Dunedin, Fla. during the offseason.

### MANAGERIAL RECORD

Year	Team	League	Record	Finish
2007	Stockton (A)	California League	64-76	2nd/4th
2008	Stockton (A)	California League	76-64	2nd/3rd
2009	Midland (AA)	Texas League	78-62	2nd/3rd
2010	Midland (AA)	Texas League	70-70	3rd/1st
2011	Sacramento (AAA)	Pacific Coast League	88-56	1st
<b>Totals</b>			<b>376-328</b>	

**2008 Playoffs:** California League champions; defeated Modesto 2-1 in division series; defeated San Jose 3-2 in division championship series; defeated Lancaster 3-1 in championship series

**2009 Playoffs:** Texas League champions; defeated San Antonio 3-1 in division series; defeated Northwest Arkansas 3-1 in championship series

**2010 Playoffs:** Defeated Frisco 3-1 in division series; defeated by Northwest Arkansas 3-1 in championship series

**2011 Playoffs:** Defeated Reno 3-2 in the division series; defeated by Omaha 3-0 in the championship series

## GREG SPARKS

### Hitting Coach



Greg Sparks enters his first season as hitting coach with Sacramento after spending the past eight seasons as the organization's minor league roving hitting instructor. He previously served as a manager in the A's minor league system for six years, compiling a 359-352-1 record during that span. Sparks managed at Midland in 2003, Single-A Modesto from 2000-02 and Single-A Southern Oregon of the Northwest League from 1998-99. He earned co-manager of the year honors in 1999 while with Southern Oregon. Sparks joined the A's organization as a coach at Single-A Visalia in 1997.

Originally a fifth-round January draft pick of the San Diego Padres in 1984 out of Mesa Community College, Sparks' playing career spanned 12 seasons and took him to 16 different cities in nine Major League organizations. He also played for an independent team and the Mexico City Tigers. He was in the San Diego farm system for three seasons before signing with the A's organization as a free agent prior to the 1987 campaign. His only two stops at the Triple-A level came in 1991 and 1992, when he played 55 games for Buffalo and 23 games for Toledo, respectively. Sparks concluded his playing career in 1995 in the Atlanta farm system.

Sparks makes his offseason home in Phoenix, Ariz.

## SCOTT EMERSON

### Pitching Coach

Scott Emerson enters his 10th season as a pitching coach in the A's organization, his second with Sacramento after serving in the same capacity with Midland for four seasons. He spent the previous four seasons with the organization's Single-A affiliates, spending 2005-06 with Stockton and the 2003-04 seasons with Modesto. Emerson previously served in the same role for three seasons in the Pittsburgh Pirates farm system, spending two seasons with the Rookie League club at Bradenton (2000-01) before moving to Single-A Williamsport in the New York-Penn League (2002).



Emerson was selected by Baltimore in the 40th round of the 1991 June draft. He played parts of four seasons in the Orioles farm system before being traded to Boston during the 1995 campaign. He was a 10-game winner with Single-A Albany in 1993 and retired as a player following the 1998 season.

Emerson and his wife, Jill, make their offseason home in Rockingham, N.C.

## BRAD LAROSA

### Athletic Trainer

Brad LaRosa enters his fifth season as athletic trainer of the Sacramento River Cats. Prior to joining Sacramento, LaRosa spent five seasons as an athletic trainer at the Double-A Level (three years with the St. Louis Cardinals organization, two years with the Florida Marlins). He was named Texas League Athletic Trainer of the Year in both 2006 and 2007. He was also named PBATS Minor League Athletic Trainer of the Year in 2007 and worked the Futures Game in 2008.


LaRosa is a certified member of the National Athletic Trainers' Association (NATA) and the Illinois Athletic Trainers Association. He is licensed in Illinois and Missouri. LaRosa obtained his bachelors and masters degrees in kinesiology at Southern Illinois University at Edwardsville. LaRosa and his wife, Denise, have a daughter, Lydia, and make their home in Illinois.

## MIDLAND ROCKHOUNDS STAFF

## STEVE SCARSONE

### Manager

Steve Scarsonne enters his second season as manager at Midland after holding the same position with Stockton and Kane County in 2010 and 2009, respectively. He previously logged managerial stints with Single-A South Bend (2001) and Single-A Lancaster (2002).



Scarsonne played seven seasons as a Major League utility infielder with Philadelphia (1992), Baltimore (1992), San Francisco (1993-96), St. Louis (1997) and Kansas City (1999). He had his best season in 1995, batting .266 with 11 home runs and 29 RBI for the Giants. Scarsonne was originally drafted by Philadelphia in the 2nd round of the 1986 draft. He played six seasons in the minors before making his Major League debut with the Phillies in 1992.

Scarsonne makes his offseason home in Scottsdale, Ariz. with his wife, Becki. The couple has two children – a daughter, Leah, and son, Ty.

### MANAGERIAL RECORD

Year	Team	League	Record	Finish
2001	South Bend (A)	Midwest League	70-66	4th/3rd
2002	Lancaster (A)	California League	63-77	5th/2nd
2009	Kane County (A)	Midwest League	76-64	1st/4th
2010	Stockton (A)	California League	74-66	4th/1st
2011	Midland (AA)	Texas League	63-77	3rd/3rd
<b>Totals</b>			<b>346-350</b>	

**2001 Playoffs:** Defeated Michigan 2-0 in quarterfinals; defeated Dayton 2-0 in semifinals; final series was abandoned due to attacks on September 11

**2002 Playoffs:** Defeated by Lake Elsinore 2-0 in quarterfinals

**2009 Playoffs:** Defeated by Burlington 2-0 in quarterfinals

**2010 Playoffs:** Defeated by Modesto 2-0 in quarterfinals

## DON SCHULZE

### Pitching Coach

Don Schulze, a former first-round pick (1980, Cubs), begins his second season as pitching coach with Midland. He previously served in the same capacity with Stockton (2009-10) and Kane County (2007-08). Schulze made his coaching debut with the A's entry in the Arizona Rookie League in 2006.

The former Major League pitcher compiled a 15-25 record and 5.47 career ERA while playing for the Cubs (1983-84), Indians (1984-86), Mets (1987), Yankees (1989) and Padres (1989). From 1990-92, Schulze pitched for the Orix Blue Wave in Japan. He then closed out his career in 1993 with Minnesota's Triple-A affiliate.

Schulze makes his offseason home in Dixon, Ill. with his wife, Jeanne, and daughters, Sarah and Madeline.



## TIM GARLAND

### Hitting Coach

Tim Garland enters his second season as the Midland hitting coach after spending four seasons in the same role with Stockton. He made his coaching debut in 2006 at Kane County.

Garland played 15 seasons as a minor league outfielder after being drafted by the New York Yankees in 1989. He advanced as far as Double-A with the A's affiliate in Midland in 1999 after spending time with New York (1989-92), San Francisco (1996-98) and Baltimore (1998). He played in the independent leagues during the 1994-95 seasons.

After his one-year stint at Midland, Garland spent the next three seasons splitting time between the Mexican League and independent leagues, compiling a .308 batting average while playing for Campeche (2000), Tabasco (2001) and Reynosa (2002) in the Mexican League. He closed out his career playing for various independent league teams through the 2004 season.

Garland makes his offseason home in Danville, Va.



## JUSTIN WHITEHOUSE

### Athletic Trainer

Justin Whitehouse returns for his fifth season with the Midland Rockhounds, his 12th season in the Oakland Athletics organization. He previously spent five seasons with Single-A Kane County (2003-07) and two years with Single-A Visalia (2001-02). The 2007 Midwest League Athletic Trainer of the Year, Whitehouse has been awarded three All-Star Game assignments (2003, 2004 and 2010). He also worked with the 2008 Arizona Fall League Champion Phoenix Desert Dogs.

Whitehouse earned his degree in health education at the University of Nevada at Reno and received his masters in physical education, with an emphasis in athletic training and biomechanics, at San Diego State. He interned with the San Francisco 49ers during spring and summer training camps in 1997 and 1998.

Originally from Stockton, Calif., Whitehouse resides in Reno, Nev. with his wife, Susan, and children, Cassandra and Lance.



# STOCKTON PORTS STAFF

## WEBSTER GARRISON

### Manager

Webster Garrison is in his second season as manager at Stockton after leading the Ports to a 75-65 record and an appearance in the California League playoffs last year. He spent the previous two seasons as hitting coach with Midland.

Garrison has managed various teams in the A's minor league system for six years and has compiled a career record of 409-367 (.527). He led Kane County and Visalia to the playoffs in 2003 and 2002, respectively. Garrison also spent two years as manager at Midland (2004, 2008). He began his managerial career with Vancouver in 2001.

A second-round selection of the Toronto Blue Jays in the 1983 June draft, Garrison spent seven seasons of his 16-year playing career in the Blue Jays farm system. He signed with the Oakland organization as a free agent on April 4, 1991 and batted a career-best .303 with seven home runs and 73 RBI for Triple-A Tacoma in 1993. Garrison then spent the next two seasons at Triple-A Colorado Springs before returning to the A's organization in 1996. He made his Major League debut with the A's on August 2, 1996 and appeared in five games. He spent the 1997 season at Triple-A Edmonton and 1998 at Double-A Huntsville before assuming a role as player-coach in 1999.

Garrison makes his offseason home in his hometown of Marrero, La.



### MANAGERIAL RECORD

Year	Team	League	Record	Finish
2001	Vancouver (Short A)	Northwest League	37-39	2nd
2002	Visalia (A)	California League	70-71	t-4th/3rd
2003	Kane County (A)	Midwest League	80-59	1st/2nd
2004	Midland (AA)	Texas League	72-68	2nd/3rd
2008	Midland AA)	Texas League	75-65	3rd/2nd
2011	Stockton (A)	California League	75-65	2nd/3rd
<b>Totals</b>			<b>409-367</b>	

**2002 Playoffs:** Defeated by Modesto 2-0 in California League Wild Card Series

**2003 Playoffs:** Defeated by Clinton 2-1 in first round of Midwest League Playoffs

**2011 Playoffs:** Defeated Modesto 2-1 in the first round of the California League playoffs; defeated San Jose 3-1 in the division series; defeated by Lake Elsinore 3-1 in the championship series

## CRAIG LEFFERTS

### Pitching Coach

Former Major League pitcher Craig Lefferts enters his 10th season as a pitching coach in Oakland's minor league system, his second with Stockton. He previously spent seven seasons with Vancouver (2004-2010) and one season with Midland (2003). Additionally, Lefferts served in the same capacity at Double-A Tennessee (2000-02) and Medicine Hat (1999) in the Toronto Blue Jays system.

In his 12-year Major League career, Lefferts compiled a 58-72 record with a 3.43 ERA, which included stints with the Cubs, Padres, Giants, Orioles, Rangers and Angels. A ninth-round selection by the Cubs in 1980, Lefferts made his major league debut with Chicago in 1983. In 1984, Lefferts posted a career-best 2.13 ERA for the National League West Division champion Padres and tossed 10 scoreless innings in six postseason appearances. He was the winning pitcher in the final two NLCS games against Chicago and earned the save in the Padres only World Series victory against Detroit.

In 1987, Lefferts made 44 appearances for San Francisco, including three scoreless outings in the NLCS against St. Louis. In 1989, he matched Gary Lavelle's team record for saves by a left-handed pitcher with 20 and appeared in five postseason games, making two appearances in the NLCS versus Chicago and three against the A's in the World Series. After recording 23 saves in 1991, he was converted to a starter in 1992 and finished with a 13-9 record to go along with a 3.69 ERA in 27 starts for the Padres. Lefferts retired after making 30 appearances for the California Angels during the 1994 season.

Lefferts and his wife, Wendy, reside in Anthem, Ariz. with their five children, Brock, Brady, Taylor, Tanner and Lindsay.





## BRIAN MCARN

### Hitting Coach

Brian McArn enters his second season as hitting coach at Stockton after serving in the same capacity for the previous six seasons at Sacramento. He was also the hitting coach for Midland in 2004 and spent six years with Single-A Modesto.

Prior to joining the A's organization, McArn spent one season as the hitting coach for the Single-A Vermont Expos in the New York-Penn League. McArn began his coaching career at American River Junior College in Sacramento, where he served as an assistant coach.

Selected in the 26th round of the 1991 June draft, McArn spent two seasons in the A's organization before injuries ended his career in 1992.

McArn makes his off-season home in Elk Grove, Calif.



## NATE BROOKS

### Athletic Trainer

Nate Brooks is entering his eighth season in professional baseball, each of which has been in the Oakland Athletics organization. Brooks is in his third season with the Stockton Ports. He has also spent the past three years with the Leones Del Caracas of the Venezuelan Winter League, serving as head athletic trainer for the past two seasons. Brooks was the head athletic trainer for South Africa in the 2009 World Baseball Classic and was an assistant athletic trainer for the Arizona Fall League's Phoenix Desert Dogs in 2007.

Brooks earned his degree in exercise science at Murray State University and holds a masters in bio-mechanics from Auburn University. He is also a certified member of the National Athletic Trainers' Association (NATA) and is licensed in the state of Arizona. He is a native of Pinckneyville, Ill.



## BURLINGTON BEES STAFF

## AARON NIECKULA

### Manager

Aaron Nieckula returns to Burlington for his second season after managing the Bees to a 76-62 record and a playoff appearance in his first season with the affiliate. He previously managed Stockton (2009) and Kane County (2006-08; 2010), leading the Cougars to the Midwest League championship series in 2006. Nieckula served as hitting coach for Kane County during the 2004-05 seasons.

Nieckula was taken by the A's in the 22nd round of the 1998 June draft. He spent five years as a catcher in the Oakland (1998-2001) and San Francisco (2002) minor league systems. His best season came in 2000, where he hit .262 with 34 RBI between Single-A Visalia and Single-A Modesto.

Nieckula resides in Aurora, Ill. with his wife, Renee.



### MANAGERIAL RECORD

Year	Team	League	Record	Finish
2006	Kane County (A)	Midwest League	79-60	2nd/T2nd
2007	Kane County (A)	Midwest League	63-76	7th/4th
2008	Kane County (A)	Midwest League	72-66	2nd/6th
2009	Stockton (A)	California League	61-79	5th/5th
2010	Kane County (A)	Midwest League	71-67	6th/2nd
2011	Burlington (A)	Midwest League	76-62	1st/5th
<b>Totals</b>			<b>422-410</b>	

**2006 Playoffs:** Defeated Quad Cities 2-1 in the first round playoff series; defeated Beloit 2-0 in second round playoff series; was defeated by West Michigan 3-1 in the Midwest League Championship Series

**2007 Playoffs:** Was defeated by Burlington 2-1 in the first round of the Midwest League Playoffs

**2010 Playoffs:** Defeated Quad Cities 2-1 in the first round of the playoffs; defeated by Clinton 2-1 in the championship series



---

## **JOHN WASDIN**

### **Pitching Coach**

John Wasdin begins his second season in the A's organization, his first as pitching coach with Burlington. He previously held the same position with Vermont (2011).

Wasdin, a former A's first round draft choice (25th pick overall) in the 1993 draft, played 12 seasons in the Major Leagues with Oakland (1995-96), Boston (1997-2000), Colorado (2000-01), Baltimore (2001), Toronto (2003), Texas (2004-06) and Pittsburgh (2007). His best season came in 1999, when he went 8-3 with a 4.12 ERA in 45 games for the Red Sox. Wasdin also spent the 2008 season in the minor leagues, and pitched in Japan in both 2002 and 2009.



---

## **HAAS PRATT**

### **Hitting Coach**

Haas Pratt enters his second season as hitting coach at Burlington after spending three years in the same capacity with Kane County.

Pratt spent four years as an infielder in the A's minor league system, playing with Rookie League Arizona (2004), Single-A Vancouver (2005), Single-A Stockton and Triple-A Sacramento (2006) and Single-A Kane County (2007). He was selected in the 30th round of the June 2004 draft out of Arkansas.

Pratt resides in Arvada, Co. with his wife, Kera.



---

## **TRAVIS TIMS**

### **Athletic Trainer**

Travis Tims enters his fifth season in the Oakland Athletics organization, his first with the Burlington Bees. Prior to joining the Bees, Tims was the athletic trainer for short-season teams in Vermont (2011) and Vancouver (2008-10), where he was named Northwest League Athletic Trainer of the Year in 2010. He interned with the Seattle Mariners Arizona Rookie League team in 2007.

Tims obtained his degree in exercise and sports science at Oregon State University and is a native of Santa Fe, N.M.



---

## **VERMONT LAKE MONSTERS STAFF**

---

## **RICK MAGNANTE**

### **Manager**

Rick Magnante returns to Vermont for the second straight year after leading the Lake Monsters to a playoff appearance with a 39-35 record last season. He was previously at the helm with Vancouver for five years and has managed in the minor leagues a total of nine years. Magnante also managed the South African national team in the inaugural World Baseball Classic in 2006.

In addition, Magnante has also served as an area scout for the A's since 1996. He is credited with signing Barry Zito and Bobby Crosby, among other players. He was the recipient of the Southern California Scouts Association Scout of the Year Award and the A's Dick Bogard Memorial Award in 2001 and 2003, respectively.

Magnante, who began his career in professional baseball with the Cleveland Indians in 1969, has also held managerial positions in the Detroit Tigers minor league system (1987-89) as well as with the Novara Serie A team of the Italian Professional League (1990).

Magnante resides in Van Nuys, Calif. He has two sons, Bobby and Daniel.



## MANAGERIAL RECORD

Year	Team	League	Record	Finish
1987	Bristol (Rookie)	Appalachian League	20-49	8th
1988	Bristol (Rookie)	Appalachian League	46-27	2nd
1989	Niagara Falls Rapids (Short A)	New York-Penn League	43-33	5th
2006	Vancouver (Short A)	Northwest League	39-37	3rd
2007	Vancouver (Short A)	Northwest League	37-38	2nd
2008	Vancouver (Short A)	Northwest League	34-42	3rd
2009	Vancouver (Short A)	Northwest League	36-40	3rd
2010	Vancouver (Short A)	Northwest League	42-34	2nd
2011	Vermont (Short A)	New York-Penn League	39-35	T-1st
<b>Totals</b>			<b>336-335</b>	

**1988 Playoffs:** Defeated by Kingsport in championship game

**2010 Playoffs:** Defeated by Everett in the semifinals

**2011 Playoffs:** Defeated by Auburn 2-1 in the semifinals

## ARIEL PRIETO

### Pitching Coach

Ariel Prieto enters his fourth season as a pitching coach in the A's organization, his first with Vermont. He previously spent three years with the team's Arizona Rookie League affiliate (2009-11).

A former A's first round draft selection (5th pick overall) in the June 1995 draft, Prieto spent five seasons with Oakland (1995-2000) and one campaign with Tampa Bay (2001). He was the A's Opening Night starter in 1997, recording a career-high 22 starts and team-best six wins that season. The right-handed pitcher spent stints on the disabled list each season before undergoing multiple surgeries in 1998 and missing all of the 1999 season due to injury. He compiled a 15-24 record and 4.85 ERA in 70 career appearances, 60 starts. From 2003-05, Prieto played in the minor leagues. He was with a winter league team in Mexico in 2006.

Prieto is a graduate of Fajardo University in the Isle of Pines, Cuba. He was a member of the Cuban National team from 1990-94, where he set the national team record for strikeouts in one game when he fanned 20 at Nicaragua in 1990.

A native of Havana, Cuba, Prieto makes his offseason home in Miami, Fla. with his wife, Janet, and daughters, Ariel and Melanea.



## CASEY MYERS

### Hitting Coach

Casey Myers enters his second season as hitting coach with Vermont after serving in the same role with Vancouver for two years. He began his coaching career as a player-coach with Midland in 2008. Selected by the A's in the ninth round of the 2001 June draft, he compiled a .291 career batting average over eight seasons in the A's minor league system.

Myers makes his offseason home in Phoenix, Ariz.



## BRIAN THORSON

### Athletic Trainer

Brian Thorson returns for his 29th season as a minor league athletic trainer with the Oakland Athletics. It is his first season with the Vermont Lake Monsters after serving in the same role with Burlington last year. He has worked with a number of A's affiliates, including present teams in Double-A Midland and Single-A Stockton.

Thorson spent five years in the Milwaukee Brewers organization prior to joining the A's. He also spent eight seasons in the Puerto Rican Winter League, attending four Caribbean Series. Thorson has worked All-Star Games in the Southern League, Texas League, California League and Midwest League as well as in Puerto Rico.

A graduate of the University of Wisconsin at LaCrosse, Thorson resides in Madison, Wis.



# ARIZONA A'S STAFF


## MARCUS JENSEN

### Manager

Marcus Jensen begins his fourth season as manager of the Arizona A's after spending two years as the hitting coach.

Jensen, a former catcher, was drafted by San Francisco in the 33rd round of the 1990 June draft. He spent the first six years of his career playing at various levels in the Giants minor league system before making his Major League debut on April 14, 1996. He compiled a .184 batting average while playing in 145 career games with San Francisco (1996-1997), Detroit (1997), Milwaukee (1998; 2002), St. Louis (1999), Minnesota (2000), Boston (2001) and Texas (2001). He spent the 2003 season with the Yankee's Triple-A affiliate before closing out his career playing for various independent league teams from 2004-06. In addition, Jensen was a member of the 2000 U.S. Olympic team that defeated Cuba for the gold medal.

Jensen makes his offseason home in Scottsdale, Ariz. with his son, Marcus.



### MANAGERIAL RECORD

Year	Team	League	Record	Finish
2009	Arizona (Rookie)	Arizona League	22-34	5th
2010	Arizona (Rookie)	Arizona League	30-26	2nd
2011	Arizona (Rookie)	Arizona League	27-29	4th
<b>Totals</b>			<b>79-89</b>	

## JIMMY ESCALANTE

### Pitching Coach

Jimmy Escalante begins his second stint as pitching coach with the A's Arizona Rookie League affiliate, having previously served in the same capacity from 2007-08. He has also worked as the pitching coach at Burlington (2011) and Kane County (2009-10).

Escalante, who was selected by Baltimore in the 1996 draft, spent three years in the Orioles farm system (1997-99) and the 2000 campaign in the Angels chain after being acquired in the Rule 5 minor league draft in 1999. In addition, he pitched two years in the independent leagues, spending the 2002 season with the Sonoma County Crushers and 2005 with the Fargo-Moorhead RedHawks.

Escalante resides in Woodside, Calif. with his wife, Michele, during the offseason.



## JUAN DILONE

### Hitting Coach

Juan Dilone is in his second stint (fourth season) as hitting coach for the Arizona A's. He also held the position in 2004 before spending four seasons as coordinator of Dominican instruction. He previously served as hitting coach at Visalia (2002) and Vancouver (2003).

Dilone signed a free agent contract with Oakland in 1990 and spent six seasons (1991-94; 96-97) in the A's farm system. A former infielder, Dilone spent his final two seasons at Single-A Modesto, where he batted a career-best .265 with 14 home runs in 1996.

A native of Santo Domingo, Dominican Republic, Dilone makes his offseason home in Higüey, Dominican Republic.



# CHRIS LESSNER

## Athletic Trainer

Chris Lessner enters his 19th season with the Oakland Athletics organization. Prior to joining the A's Arizona Rookie League affiliate, Lessner served as an athletic trainer with Single-A Modesto and Short-Season Vancouver. He has spent offseasons working with the U.S. Junior Luge team and has also traveled with the Harlem Globetrotters. Lessner began his career as a clubhouse manager with Short-Season Southern Oregon.

Lessner holds a degree in exercise and sports science from Oregon State University. He and his wife, Steph, have two sons, Tyler and Alex.



# TOSHIAKI NAGAHARA

## Athletic Trainer

Toshiaki Nagahara is in his second stint with the Oakland Athletics, currently serving as an athletic trainer with the team's Arizona Rookie League affiliate. He previously worked for the A's from 2004-07, assisting in various athletic training and conditioning roles with Triple-A Sacramento and Single-A Modesto as well as in spring training and instructional leagues.

Nagahara spent the 2008 and 2009 seasons as an assistant athletic trainer and interpreter for the Cleveland Indians, communicating for pitcher Masahide Kobayashi. He served in a similar role for the Pittsburgh Pirates and infielder Akinori Iwamura in 2010.

Born in Takamatsu, Japan, Nagahara first came to the United States in 1997. He obtained his bachelors and masters degrees in exercise science at Southern Arkansas University. He is a certified strength and conditioning specialist through the National Strength and Conditioning Association (NSCA). Nagahara resides in Stow, Ohio with his wife, Christine.



## A'S RECENT MINOR LEAGUE AFFILIATES

Year	Triple-A	Double-A	Single-A		Short Season Single-A	Rookie
2011	Sacramento	Midland	Stockton	Burlington	Vermont	Arizona
2010	Sacramento	Midland	Stockton	Kane County	Vancouver	Arizona
2009	Sacramento	Midland	Stockton	Kane County	Vancouver	Arizona
2008	Sacramento	Midland	Stockton	Kane County	Vancouver	Arizona
2007	Sacramento	Midland	Stockton	Kane County	Vancouver	Arizona
2006	Sacramento	Midland	Stockton	Kane County	Vancouver	Arizona
2005	Sacramento	Midland	Stockton	Kane County	Vancouver	Arizona
2004	Sacramento	Midland	Modesto	Kane County	Vancouver	Arizona
2003	Sacramento	Midland	Modesto	Kane County	Vancouver	Arizona
2002	Sacramento	Midland	Modesto	Visalia	Vancouver	Arizona
2001	Sacramento	Midland	Modesto	Visalia	Vancouver	Arizona
2000	Sacramento	Midland	Modesto	Visalia	Vancouver	Arizona
1999	Vancouver	Midland	Modesto	Visalia	Southern Oregon	Arizona
1998	Edmonton	Huntsville	Modesto	Visalia	Southern Oregon	Arizona
1997	Edmonton	Huntsville	Modesto	Visalia	Southern Oregon	Arizona
1996	Edmonton	Huntsville	Modesto	West Michigan	Southern Oregon	Arizona
1995	Edmonton	Huntsville	Modesto	West Michigan	Southern Oregon	Arizona
1994	Tacoma	Huntsville	Modesto	West Michigan	Southern Oregon	Arizona
1993	Tacoma	Huntsville	Modesto	Madison	Southern Oregon	Arizona
1992	Tacoma	Huntsville	Modesto	Madison	Southern Oregon	Arizona
1991	Tacoma	Huntsville	Modesto	Madison	Southern Oregon	Arizona
1990	Tacoma	Huntsville	Modesto	Madison	Southern Oregon	Arizona
1989	Tacoma	Huntsville	Modesto	Madison	Southern Oregon	Arizona
1988	Tacoma	Huntsville	Modesto	Madison	Southern Oregon	Arizona
1987	Tacoma	Huntsville	Modesto	Madison	Medford	
1986	Tacoma	Huntsville	Modesto	Madison	Medford	
1985	Tacoma	Huntsville	Modesto	Madison	Medford	Pocatello
1984	Tacoma	Albany-Colonie	Modesto	Madison	Medford	Idaho Falls
1983	Tacoma	Albany	Modesto	Madison	Medford	Idaho Falls

# MINOR LEAGUE SCHEDULES

## SACRAMENTO

### APRIL

5-8 ..... at Las Vegas  
9-12 ..... at Tucson  
13-16 ..... Reno  
17-20 ..... Tacoma  
21-24 ..... at Reno  
26-29 ..... Tucson  
30 ..... Colorado Springs

### MAY

1-3 ..... Colorado Springs  
4-7 ..... at Tucson  
8-11 ..... Omaha  
12-15 ..... Iowa  
17-20 ..... Albuquerque  
21-24 ..... Round Rock  
25-28 ..... Reno  
29-31 ..... Fresno

### JUNE

1 ..... Fresno  
2-5 ..... at Tacoma  
7-10 ..... at Colorado Springs  
11-13 ..... at Fresno  
14-17 ..... Tacoma  
19-22 ..... Fresno  
23-26 ..... at Las Vegas  
27-29 ..... Salt Lake City  
30 ..... Colorado Springs

### JULY

1-3 ..... Colorado Springs  
4-8 ..... at Fresno  
9-11 ..... All Star Break  
12-15 ..... Las Vegas  
16-19 ..... at Tacoma  
20-23 ..... Tucson  
24-27 ..... at Salt Lake City  
28-31 ..... at Reno

### AUGUST

1-4 ..... Memphis  
5-8 ..... Nashville  
10-13 ..... Oklahoma City  
14-17 ..... at New Orleans  
18-21 ..... Las Vegas  
22-26 ..... Salt Lake City  
27-30 ..... at Colorado Springs  
31 ..... at Salt Lake City

### SEPTEMBER

1-3 ..... at Salt Lake City

## MIDLAND

### APRIL

5-7 ..... at Arkansas  
8-10 ..... at Springfield  
12-14 ..... Arkansas  
15-17 ..... Springfield  
19-22 ..... at San Antonio  
23-26 ..... at Corpus Christi  
27-30 ..... San Antonio

### MAY

1-4 ..... Corpus Christi  
5-8 ..... at Frisco  
10-13 ..... at San Antonio  
14-17 ..... Frisco  
18-21 ..... Corpus Christi  
23-25 at Northwest Arkansas  
26-28 ..... at Tulsa  
30-31 ..... Northwest Arkansas

### JUNE

1 ..... Northwest Arkansas  
2-4 ..... Tulsa  
6-9 ..... at Corpus Christi  
10-13 ..... at Frisco  
14-17 ..... San Antonio  
18-21 ..... Frisco  
22-25 ..... San Antonio  
28 ..... All Star Game  
29-30 ..... at Arkansas

### JULY

1 ..... at Arkansas  
2-4 ..... at Springfield  
5-7 ..... Arkansas  
8-10 ..... Springfield  
12-15 ..... at San Antonio  
16-19 ..... Corpus Christi  
20-23 ..... San Antonio  
24-26 ..... Frisco  
27-30 ..... at Corpus Christi  
31 ..... at Frisco

### AUGUST

1-2 ..... at Frisco  
3-6 ..... Corpus Christi  
8-10 ..... Northwest Arkansas  
11-13 ..... at Tulsa  
15-17 ..... Northwest Arkansas  
18-20 ..... Tulsa  
21-24 ..... at Corpus Christi  
25-27 ..... Frisco  
28-31 ..... San Antonio

### SEPTEMBER

1-3 ..... at Frisco

## STOCKTON

### APRIL

5-8 ..... at Lake Elsinore  
9-11 ..... at Bakersfield  
12-15 ..... Modesto  
16-18 ..... Lake Elsinore  
19-22 ..... at Modesto  
23-26 ..... Bakersfield  
27-29 ..... at Lancaster

### MAY

1-3 ..... at San Jose  
4-6 ..... Lancaster  
7-9 ..... at Visalia  
10-12 ..... Modesto  
14-16 ..... at Bakersfield  
17-19 ..... at Modesto  
20-22 ..... San Jose  
24-26 ..... Visalia  
27-29 ..... at High Desert  
30-31 ..... at Inland Empire

### JUNE

1 ..... at Inland Empire  
2-4 ..... San Jose  
5-7 ..... Rancho Cucamonga  
8-10 ..... at San Jose  
11-13 ..... Bakersfield  
14-16 ..... Visalia  
18 ..... All Star Game  
21-24 ..... at Modesto  
25-27 ..... at San Jose  
28-30 ..... Visalia

### JULY

1-3 ..... San Jose  
4-6 ..... at Bakersfield  
7-9 ..... at Lancaster  
11-13 ..... Bakersfield  
14-16 ..... at High Desert  
17-19 ..... Inland Empire  
20-22 ..... High Desert  
24-26 ..... at Visalia  
27-29 ..... at Bakersfield  
31 ..... Lancaster

### AUGUST

1-2 ..... Lancaster  
3-5 ..... at Visalia  
7-9 ..... San Jose  
10-12 ..... Modesto  
14-16 at Rancho Cucamonga  
17-19 ..... San Jose  
20-23 ..... Modesto  
24-27 ..... at Visalia  
28-30 ..... at Modesto  
31 ..... Visalia

### SEPTEMBER

1-3 ..... Visalia

## BURLINGTON

### APRIL

5-7 ..... at Clinton  
9-11 ..... Wisconsin  
12-15 ..... Kane County  
16-18 ..... at Wisconsin  
19-21 ..... Lansing  
22-24 ..... Great Lakes  
25-27 ..... at Ft. Wayne  
28-30 ..... at Lake County

### MAY

2-4 ..... Quad Cities  
5-8 ..... at Clinton  
9-11 ..... Cedar Rapids  
12-15 ..... at Peoria  
16-18 ..... at Wisconsin  
19-21 ..... Beloit  
23-25 ..... at Kane County  
26-29 ..... Clinton  
30-31 ..... Peoria

### JUNE

1 ..... Peoria  
2-4 ..... at Quad Cities  
6-8 ..... Beloit  
9-11 ..... Quad Cities  
12-14 ..... at Cedar Rapids  
15-17 ..... at Beloit  
19 ..... All Star Game  
22-24 ..... Wisconsin  
25-27 ..... at Cedar Rapids  
28-30 ..... at Kane County

### JULY

1-3 ..... Clinton  
4-6 ..... at Peoria  
7-9 ..... at Beloit  
11-13 ..... Bowling Green  
14-16 ..... Dayton  
18-20 ..... at South Bend  
21-23 ..... at West Michigan  
25-27 ..... Beloit  
28-30 ..... Cedar Rapids  
31 ..... at Wisconsin

### AUGUST

1-3 ..... at Wisconsin  
4-7 ..... Quad Cities  
8-10 ..... Peoria  
11-13 ..... at Quad Cities  
15-17 ..... at Peoria  
18-21 ..... Kane County  
22-24 ..... Clinton  
25-28 ..... at Kane County  
29-31 ..... at Clinton

### SEPTEMBER

1-3 ..... Wisconsin

# VERMONT

## JUNE

18-19 ..... Tri City  
 20-21 ..... at Tri City  
 22-24 ..... at Lowell  
 25-27 ..... Connecticut  
 28-30 ..... Lowell

## JULY

1-3 ..... at Connecticut  
 4-6 ..... Hudson Valley  
 7-9 ..... State Collete  
 11-13 ..... at Jamestown  
 14-16 ..... at Williamsport  
 17-18 ..... at Connecticut  
 19-20 ..... Tri City  
 21-22 ..... at Tri City  
 23-24 ..... Lowell  
 25-27 ..... at Auburn  
 28-30 ..... at Aberdeen

## AUGUST

1-3 ..... Mahoning Valley  
 4-6 ..... Batavia  
 7-9 ..... at Hudson Valley  
 10-12 ..... at Brooklyn

14- ..... All Star Game  
 15-17 ..... Staten Island  
 18-20 ..... Brooklyn  
 21-23 ..... at Staten Island  
 24-26 ..... at Tri City  
 27-28 ..... Connecticut  
 29-30 ..... at Lowell  
 31 ..... Tri City

## SEPTEMBER

1-2 ..... Tri City  
 3-5 ..... Aberdeen

# ARIZONA

## JUNE

20 ..... at Angels  
 21 ..... Cubs  
 22 ..... Brewers  
 24 ..... at Indians  
 25 ..... at Royals  
 26 ..... Indians  
 27 ..... Diamondbacks  
 29 ..... at Brewers  
 30 ..... Rangers

## JULY

1 ..... at Cubs  
 2 ..... Padres  
 4 ..... at Royals  
 5 ..... Giants  
 6 ..... Reds  
 7 ..... at Diamondbacks  
 9 ..... at Mariners  
 11 ..... at Rangers  
 12 ..... Angels  
 13 ..... Diamondbacks  
 15 ..... at Angels  
 16 ..... Cubs  
 17 ..... at Giants  
 18 ..... Giants  
 20 ..... at Dodgers  
 21 ..... at Giants  
 22 ..... Mariners  
 23 ..... Angels  
 25 ..... Dodgers  
 26 ..... at Reds  
 27 ..... at Cubs  
 28 ..... Royals  
 30 ..... at Angels  
 31 ..... Padres

## AUGUST

1 ..... at Brewers  
 2 ..... Brewers  
 4 ..... at Diamondbacks  
 5 ..... Mariners  
 6 ..... Giants  
 7 ..... at Rangers  
 9 ..... at Mariners  
 10 ..... Reds  
 11 ..... at Indians  
 12 ..... Diamondbacks  
 14 ..... at Padres  
 15 ..... Rangers  
 16 ..... Giants  
 17 ..... at Cubs  
 19 ..... Indians  
 20 ..... Angels  
 21 ..... at Diamondbacks  
 22 ..... at Dodgers  
 24 ..... at Giants  
 25 ..... at Angels  
 26 ..... Cubs  
 27 ..... Diamondbacks  
 29 ..... at Giants

# MINOR LEAGUE STATISTICS

## SACRAMENTO

BATTERS	AVG	G	AB	R	H	2B	3B	HR	RBI	SH	SF	HP	BB	IBB	SO	SB	CS	DP	SLG	OBP	E
Allen, Brandon	.250	10	40	4	10	2	1	3	6	0	0	0	2	0	11	0	0	1	.575	.286	0
Barton, Daric	.197	17	61	10	12	2	0	0	4	0	0	0	14	0	16	0	0	2	.230	.347	1
Canham, Mitch	.280	8	25	2	7	0	0	0	0	0	0	0	5	0	7	0	0	0	.280	.400	0
Cardenas, Adrian	.314	127	491	70	154	28	4	5	51	2	3	2	47	1	56	13	6	10	.418	.374	9
Carson, Matt	.285	90	368	61	105	34	1	19	65	0	2	3	27	0	88	11	1	5	.538	.338	6
Carter, Chris	.274	75	296	55	81	18	2	18	72	0	3	3	42	0	85	5	1	9	.530	.366	3
Coleman, Dusty	.333	10	36	5	12	3	0	0	4	0	0	0	1	0	14	0	2	0	.417	.351	0
Donaldson, Josh	.261	115	444	79	116	28	0	17	70	0	2	6	51	1	100	13	4	9	.439	.344	20
Ellis, Mark	.200	3	10	0	2	1	0	0	1	0	0	0	1	0	0	0	0	1	.300	.273	0
Galarraga, Joel	.406	8	32	8	13	2	0	0	3	1	0	0	1	0	3	0	0	2	.469	.424	1
Heether, Adam	.153	20	59	8	9	0	0	1	8	1	0	1	16	0	17	1	0	3	.203	.342	2
Horton, Josh	.217	26	92	8	20	3	0	1	14	0	2	1	8	0	11	2	0	4	.283	.282	3
Kouzmanoff, Kevin	.302	61	262	41	79	24	1	13	58	0	1	5	11	0	36	1	1	7	.550	.341	4
Ladendorf, Tyler	.211	4	19	2	4	1	0	0	1	1	0	0	1	0	6	0	0	0	.263	.250	0
LaRoche, Andy	.254	54	197	24	50	12	0	4	27	0	2	6	19	0	24	3	2	10	.376	.335	6
Miller, Jai	.276	110	410	81	113	24	4	32	88	0	3	8	54	1	179	16	0	4	.588	.368	5
Mitchell, Jermaine	.302	56	232	48	70	14	3	5	28	3	1	0	39	1	47	13	5	0	.453	.401	4
Parker, Stephen	.320	5	25	4	8	0	0	0	2	0	0	0	2	0	6	0	0	1	.320	.370	0
Peterson, Shane	.293	46	167	31	49	7	3	6	32	0	1	0	23	0	37	2	1	6	.479	.377	3
Powell, Landon	.283	12	46	6	13	0	0	1	5	0	0	0	7	0	9	0	0	1	.348	.377	1
Recker, Anthony	.287	99	345	61	99	24	1	16	48	2	5	4	56	2	81	7	5	6	.501	.388	4
Rosales, Adam	.265	40	147	23	39	5	1	3	22	0	3	1	13	0	32	1	1	3	.374	.323	3
Sizemore, Scott	.267	9	30	11	8	2	0	1	3	0	1	0	12	0	4	2	1	2	.433	.465	1
Sogard, Eric	.298	79	315	55	94	16	2	5	37	4	3	4	40	2	34	13	3	5	.410	.381	7
Taylor, Michael	.272	93	349	51	95	16	0	16	64	0	2	3	46	1	80	14	5	8	.456	.360	5
Timmons, Wes	.321	56	190	34	61	14	0	3	34	2	1	8	30	0	10	5	3	5	.442	.432	5
Tolleson, Steve	.274	46	175	29	48	6	0	5	19	0	1	2	31	0	37	8	2	11	.394	.388	5
Weeks, Jemile	.321	45	184	30	59	6	4	3	22	1	1	2	29	0	32	10	4	6	.446	.417	7
Willingham, Josh	.200	2	5	1	1	0	0	1	2	0	0	0	2	0	2	0	0	0	.800	.429	0
<b>Team Total</b>	<b>.283</b>	<b>144</b>	<b>5052</b>	<b>842</b>	<b>1431</b>	<b>292</b>	<b>27</b>	<b>178</b>	<b>790</b>	<b>17</b>	<b>37</b>	<b>59</b>	<b>630</b>	<b>9</b>	<b>1064</b>	<b>140</b>	<b>47</b>	<b>121</b>	<b>.457</b>	<b>.367</b>	<b>118</b>

PLAYER DEVELOPMENT

**Minor League Statistics, continued**

PITCHERS	W	L	ERA	G	GS	CG	SHO	SV	SVO	IP	H	R	ER	HR	HB	BB	IBB	SO	WP	BK	AVG
Bailey, Andrew	0	0	0.00	4	0	0	0	0	0	4.0	3	0	0	0	2	1	0	3	0	0	.200
Balfour, Grant	0	0	9.00	1	0	0	0	0	0	1.0	2	1	1	0	0	1	0	0	0	0	.400
Banwart, Travis	9	9	4.63	27	25	0	0	0	0	149.2	145	87	77	22	3	46	0	120	7	0	.250
Bateman, Joe	2	1	5.40	26	0	0	0	2	3	43.1	53	26	26	4	3	15	1	35	0	0	.299
Benacka, Mike	0	1	6.35	4	0	0	0	0	0	5.2	7	6	4	3	0	6	0	4	2	0	.333
Billings, Bruce	1	0	4.44	15	2	0	0	0	0	26.1	22	15	13	1	1	13	0	25	1	0	.232
Blevins, Jerry	2	0	4.85	27	0	0	0	0	0	29.2	25	16	16	3	1	7	0	35	1	0	.227
Cabrera, Fernando	4	3	2.71	53	0	0	0	9	12	63.0	49	22	19	6	0	26	2	73	7	0	.216
Capra, Anthony	1	0	1.80	1	1	0	0	0	0	5.0	3	1	1	0	0	3	0	4	0	0	.188
Carignan, Andrew	0	0	2.16	13	0	0	0	0	0	16.2	11	5	4	1	1	7	0	19	0	0	.186
Chulk, Vinnie	3	4	3.36	54	0	0	0	4	5	69.2	58	26	26	5	4	26	1	55	2	0	.227
Cramer, Bobby	0	0	4.03	6	6	0	0	0	0	22.1	22	11	10	3	3	12	0	26	0	0	.253
Daley, Gary	1	1	8.00	2	2	0	0	0	0	9.0	11	9	8	2	4	5	0	1	0	0	.314
DeHoyos, Gabe	0	1	6.17	8	0	0	0	1	2	11.2	15	8	8	0	1	3	1	10	1	0	.313
De Los Santos, Fautino	0	0	1.83	15	0	0	0	0	0	19.2	18	4	4	0	0	12	0	21	3	0	.247
Devine, Joey	4	0	4.24	23	0	0	0	3	3	23.1	15	12	11	2	5	9	0	35	3	0	.183
DiNardo, Lenny	3	5	6.49	13	9	0	0	0	0	61.0	76	53	44	8	4	25	0	41	4	0	.302
Eyre, Willie	4	5	3.48	39	2	0	0	9	11	62.0	63	29	24	5	1	28	2	45	10	0	.269
Farquhar, Danny	0	0	0.00	4	0	0	0	1	1	8.0	7	1	0	0	2	3	1	9	0	0	.233
Godfrey, Graham	14	3	2.68	19	18	0	0	0	0	107.1	92	38	32	6	7	30	0	89	1	0	.227
Griffin, A.J.	0	1	3.00	1	1	0	0	0	0	6.0	6	3	2	1	0	2	0	8	0	0	.273
Harden, Rich	0	0	3.52	2	2	0	0	0	0	7.2	3	3	3	1	0	3	0	12	0	0	.115
Hernandez, Carlos	8	7	5.27	19	19	0	0	0	0	109.1	135	70	64	12	5	32	1	80	2	0	.308
Hollingsworth, Ethan	1	0	5.06	2	2	0	0	0	0	10.2	13	6	6	2	0	4	0	7	1	0	.310
Hornbeck, Ben	1	0	1.13	6	0	0	0	0	0	8.0	6	2	1	0	0	4	0	7	0	0	.207
Hunter, Brett	0	0	0.00	2	0	0	0	0	0	3.0	1	0	0	0	0	1	0	4	0	0	.100
Lansford, Jared	0	0	4.50	2	0	0	0	1	1	2.0	4	1	1	0	0	1	0	3	0	0	.444
LaRoche, Andy	1	0	9.00	1	0	0	0	0	0	1.0	2	1	1	0	0	1	0	0	0	0	.400
Magnuson, Trystan	4	2	2.98	30	0	0	0	5	9	45.1	34	20	15	4	2	19	3	46	3	0	.210
Marti, Yadel	5	1	4.92	16	14	0	0	0	0	82.1	100	51	45	11	2	33	0	50	4	1	.304
Mathis, Doug	0	1	6.33	4	4	0	0	0	0	21.1	27	16	15	1	1	9	0	10	0	0	.303
Moscoso, Guillermo	3	3	3.88	9	8	0	0	0	0	46.1	41	22	20	3	0	16	0	52	3	1	.230
Mye, Charles	0	0	0.00	1	0	0	0	0	0	1.0	0	0	0	0	0	1	0	0	0	0	.000
Norberto, Jordan	0	0	1.08	6	0	0	0	1	1	8.1	6	1	1	1	0	4	0	10	0	0	.207
Outman, Josh	8	3	3.91	17	17	0	0	0	0	78.1	77	47	34	7	2	47	0	72	7	0	.256
Perlman, Max	1	0	2.00	2	2	0	0	0	0	9.0	6	2	2	0	0	2	0	3	0	0	.188
Ross, Tyson	3	2	7.61	9	9	0	0	0	0	36.2	52	34	31	5	0	22	0	34	3	0	.325
Souza, Justin	3	1	4.85	26	0	0	0	0	0	42.2	43	24	23	8	1	11	1	31	0	0	.264
Timmons, Wes	0	1	27.00	1	0	0	0	0	0	0.1	2	1	1	0	0	0	0	0	0	0	.667
Wagner, Neil	2	1	3.10	22	0	0	0	2	4	29.0	27	10	10	2	0	10	0	34	0	0	.241
Wuertz, Michael	0	0	9.00	3	1	0	0	0	0	3.0	3	3	3	0	0	2	0	5	0	0	.250
<b>Team Total</b>	<b>88</b>	<b>56</b>	<b>4.21</b>	<b>144</b>	<b>144</b>	<b>0</b>	<b>5</b>	<b>38</b>	<b>52</b>	<b>1289.2</b>	<b>1285</b>	<b>687</b>	<b>603</b>	<b>129</b>	<b>55</b>	<b>502</b>	<b>13</b>	<b>1118</b>	<b>65</b>	<b>2</b>	<b>.259</b>

**2011 MINOR LEAGUE ALL-STARS**

**Pacific Coast League, Postseason**

Jai Miller  
Anthony Recker

**Pacific Coast League, Midseason**

Willie Eyre  
Anthony Recker  
Eric Sogard

**Texas League, Postseason**

Grant Green  
Jermaine Mitchell

**Texas League, Midseason**

Ethan Hollingsworth  
Grant Green  
Jermaine Mitchell  
Michael Spina

**California League, Postseason**

Michael Choice

**California League, Midseason**

Michael Gilmartin

**Midwest League, Postseason**

Josh Whitaker

**Midwest League, Midseason**

Yordy Cabrera  
Douglas Landaeta  
Nino Leyja  
Daniel Tenholder  
Zach Thornton

**New York-Penn League, Midseason**

Sean Jamieson  
Chih Fang Pan  
Tanner Peters  
Nick Rickles  
Jeff Urlaub

**Arizona League, Postseason**

Kelvin Rojas

# MIDLAND

BATTERS	AVG	G	AB	R	H	2B	3B	HR	RBI	SH	SF	HP	BB	IBB	SO	SB	CS	DP	SLG	OBP	E
Barfield, Jeremy	.257	131	495	56	127	24	3	11	72	3	3	4	42	1	90	1	1	18	.384	.318	7
Canham, Mitch	.226	45	155	22	35	5	2	0	18	1	2	2	15	0	30	2	0	4	.284	.299	3
Carter, Yusuf	.169	21	89	7	15	5	1	2	7	0	0	0	1	0	31	2	1	2	.315	.178	5
Christian, Jason	.273	36	128	20	35	8	1	1	9	0	1	0	10	0	32	5	2	1	.375	.324	5
Green, Grant	.291	127	530	76	154	33	1	9	62	6	6	6	39	2	119	6	8	14	.408	.343	24
Heether, Adam	.255	101	365	63	93	21	0	13	62	0	4	22	45	1	72	6	1	7	.419	.367	15
Horton, Josh	.000	1	3	0	0	0	0	0	0	0	0	0	0	1	0	0	0	0	.000	.000	0
Ladendorf, Tyler	.225	125	432	55	97	17	3	6	35	7	2	6	47	0	87	6	5	10	.319	.308	21
Mitchell, Jermaine	.355	74	304	67	108	15	13	10	50	0	1	1	54	2	65	14	13	2	.589	.453	0
Nunez, Juan	.000	1	1	0	0	0	0	0	0	0	0	0	0	1	0	0	0	0	.000	.000	0
Ortiz, Ryan	.237	47	152	19	36	4	0	2	14	1	1	8	21	0	40	2	0	4	.303	.357	9
Paramore, Petey	.192	45	151	19	29	2	1	3	16	0	2	2	24	0	42	0	0	6	.278	.307	4
Parker, Stephen	.286	132	504	72	144	30	2	10	74	0	1	2	69	7	107	1	1	12	.413	.373	23
Peterson, Shane	.260	59	227	33	59	16	1	3	27	0	1	5	30	1	38	11	1	6	.379	.357	0
Rivero, Jose	.154	4	13	1	2	0	1	0	2	1	0	0	2	0	3	0	0	1	.308	.267	0
Spina, Michael	.282	129	483	64	136	32	3	10	75	0	5	10	70	2	110	1	0	7	.422	.380	7
Sulentic, Matthew	.272	124	493	64	134	22	1	6	46	2	4	3	46	2	94	24	7	13	.357	.335	4
Timmons, Wes	.365	39	156	21	57	6	0	5	28	1	2	3	8	0	11	7	0	7	.500	.402	1
Walton, Kent	.235	37	119	16	28	5	0	1	15	2	2	2	16	0	39	3	1	2	.303	.331	0
<b>Team Total</b>	<b>.269</b>	<b>140</b>	<b>4800</b>	<b>675</b>	<b>1289</b>	<b>245</b>	<b>33</b>	<b>92</b>	<b>612</b>	<b>24</b>	<b>37</b>	<b>76</b>	<b>539</b>	<b>18</b>	<b>1012</b>	<b>91</b>	<b>41</b>	<b>116</b>	<b>.391</b>	<b>.349</b>	<b>148</b>

PITCHERS	W	L	ERA	G	GS	CG	SHO	SV	SVO	IP	H	R	ER	HR	HB	BB	IBB	SO	WP	BK	AVG
Barham, Trey	6	2	2.95	56	0	0	0	1	4	61.0	58	23	20	5	4	27	2	48	2	0	.267
Bateman, Joe	0	0	3.00	4	0	0	0	0	0	9.0	5	3	3	0	3	2	0	7	0	0	.161
Bergmann, Jason	1	7	5.65	16	14	0	0	0	0	78.0	84	54	49	8	5	37	1	53	4	0	.285
Canham, Mitch	0	1	27.00	1	0	0	0	0	0	0.1	1	1	1	0	0	2	0	0	0	0	01.000
Capra, Anthony	1	7	5.36	20	20	0	0	0	0	97.1	106	67	58	8	6	54	1	82	12	0	.280
Carignan, Andrew	0	0	3.18	11	0	0	0	3	3	11.1	10	4	4	1	1	3	0	15	0	0	.238
Christian, Jason	0	0	27.00	1	0	0	0	0	0	1.0	1	3	3	1	1	1	0	0	0	0	.250
Daley, Gary	6	7	5.18	20	19	0	0	0	0	106.0	121	72	61	5	14	50	1	78	14	1	.289
De Los Santos, Fautino	0	0	2.89	8	0	0	0	3	3	9.1	8	3	3	1	0	4	1	15	0	0	.222
DiNardo, Lenny	1	2	3.51	6	4	0	0	0	0	25.2	28	10	10	3	2	1	0	20	1	0	.275
Godfrey, Graham	0	0	0.00	1	1	0	0	0	0	4.0	3	2	0	0	0	1	0	6	0	0	.200
Gray, Sonny	1	0	0.45	5	5	0	0	0	0	20.0	15	1	1	0	0	6	0	18	2	0	.214
Griffin, A.J.	2	3	6.47	6	6	0	0	0	0	32.0	39	24	23	6	2	11	0	20	0	0	.293
Haviland, Shawn	6	12	7.08	27	27	0	0	0	0	143.2	205	133	113	24	6	42	1	110	15	2	.330
Hernandez, Carlos	4	1	5.27	8	8	0	0	0	0	42.2	57	28	25	6	1	10	0	37	3	1	.315
Hollingsworth, Ethan	6	5	3.61	17	16	0	0	1	1	94.2	107	47	38	8	2	23	0	66	8	2	.287
Hornbeck, Ben	0	0	14.73	4	0	0	0	0	0	3.2	8	6	6	0	0	2	0	7	0	0	.444
Hunter, Brett	4	2	4.73	23	0	0	0	0	1	26.2	28	18	14	3	3	16	0	25	2	0	.264
Lansford, Jared	3	5	4.54	48	0	0	0	9	11	79.1	87	45	40	7	4	27	3	48	9	0	.285
Marti, Yadel	2	0	0.75	2	2	0	0	0	0	12.0	7	1	1	0	0	2	0	7	2	0	.163
Meloan, Jon	1	3	4.67	25	0	0	0	5	6	27.0	28	21	14	2	2	20	5	25	0	0	.269
Murray, Justin	0	5	6.49	7	7	0	0	0	0	34.2	47	29	25	6	0	15	0	21	6	0	.333
Ortiz, Jonathan	5	2	4.02	42	0	0	0	1	6	65.0	62	30	29	7	1	24	3	60	2	0	.250
Sewell, Lance	0	0	10.29	6	0	0	0	0	0	7.0	16	14	8	2	0	7	0	8	4	0	.432
Smyth, Paul	5	2	4.85	40	0	0	0	1	4	65.0	67	39	35	8	3	29	1	59	4	0	.273
Souza, Justin	1	0	1.33	14	0	0	0	1	4	20.1	9	3	3	2	0	2	0	17	1	0	.125
Storey, Mickey	3	3	4.03	27	0	0	0	4	6	38.0	41	17	17	3	3	13	2	31	3	1	.281
Sulentic, Matthew	0	0	0.00	1	0	0	0	0	0	0.1	0	0	0	0	0	0	0	0	0	0	.000
Thornton, Zach	0	0	0.00	1	0	0	0	0	0	3.0	1	0	0	0	0	1	0	4	1	0	.100
Trinidad, Polin	4	4	6.91	18	9	0	0	0	0	56.0	70	47	43	6	2	19	0	32	4	3	.314
Wagner, Neil	1	3	3.38	28	0	0	0	4	5	37.1	31	18	14	0	1	13	2	53	2	0	.225
Williamson, Fabian	0	1	6.35	10	2	0	0	0	0	22.2	29	17	16	3	1	16	0	17	6	0	.315
<b>Team Total</b>	<b>63</b>	<b>77</b>	<b>4.92</b>	<b>140</b>	<b>140</b>	<b>0</b>	<b>4</b>	<b>33</b>	<b>54</b>	<b>1234.0</b>	<b>1379</b>	<b>780</b>	<b>675</b>	<b>125</b>	<b>67</b>	<b>480</b>	<b>23</b>	<b>989</b>	<b>107</b>	<b>10</b>	<b>.285</b>



Minor League Statistics, continued

STOCKTON

BATTERS	AVG	G	AB	R	H	2B	3B	HR	RBI	SH	SF	HP	BB	IBB	SO	SB	CS	DP	SLG	OBP	E
Aliotti, Anthony	.276	127	457	73	126	20	1	11	66	1	3	9	80	0	123	2	1	11	.396	.392	10
Carter, Chris	.333	6	24	3	8	0	0	3	7	0	0	4	0	8	0	0	0	0	.708	.429	1
Choice, Michael	.285	118	467	79	133	28	1	30	82	0	4	10	61	2	134	9	5	9	.542	.376	6
Christian, Jason	.259	40	143	19	37	2	2	3	19	0	2	0	11	0	43	6	1	3	.364	.308	5
Coleman, Dusty	.240	120	462	71	111	27	4	15	66	3	5	6	46	1	171	21	4	10	.413	.314	30
Crumbless, Conner	.268	120	426	75	114	18	4	7	52	10	5	5	96	1	85	24	7	4	.378	.404	14
Dixon, Rashun	.243	125	456	74	111	19	5	11	47	0	2	3	47	0	135	3	5	6	.379	.317	6
Gil, Leonardo	.256	97	352	47	90	12	3	6	39	1	3	6	25	2	123	5	4	6	.358	.313	21
Gilmartin, Michael	.264	124	492	71	130	25	9	14	75	1	5	6	51	2	124	4	6	8	.437	.338	18
Johnston, Jonathan	.318	8	22	2	7	1	0	0	1	0	0	1	3	0	6	0	0	0	.364	.423	2
LeVier, Mitch	.218	99	367	45	80	14	3	15	48	0	3	3	22	4	102	2	3	4	.395	.266	3
Lipkin, Ryan	.248	83	314	44	78	20	1	6	47	3	1	4	14	0	51	3	2	4	.376	.288	7
Nunez, Juan	.268	16	56	8	15	0	0	0	2	0	0	0	5	0	14	0	0	0	.268	.328	4
Ortiz, Ryan	.340	28	97	17	33	5	0	4	21	0	2	1	21	0	22	2	0	3	.515	.455	5
Paramore, Petey	.235	31	119	19	28	2	0	7	21	0	3	2	14	0	25	0	0	5	.429	.319	2
Richard, Myrio	.292	107	432	65	126	29	1	8	57	4	3	7	43	1	69	27	10	22	.419	.363	6
Stafford, Rhett	.000	2	5	0	0	0	0	0	0	0	0	0	0	0	1	0	0	0	.000	.000	0
Stassi, Max	.231	31	121	22	28	6	0	2	19	0	0	2	16	0	22	1	1	4	.331	.331	0
Walton, Kent	.317	11	41	5	13	2	1	1	9	0	1	0	6	0	8	0	1	1	.488	.396	1
<b>Team Total</b>	<b>.261</b>	<b>140</b>	<b>4853</b>	<b>739</b>	<b>1268</b>	<b>230</b>	<b>35</b>	<b>143</b>	<b>678</b>	<b>23</b>	<b>42</b>	<b>65</b>	<b>566</b>	<b>13</b>	<b>1266</b>	<b>109</b>	<b>50</b>	<b>100</b>	<b>.411</b>	<b>.344</b>	<b>159</b>

PITCHERS	W	L	ERA	G	GS	CG	SHO	SV	SVO	IP	H	R	ER	HR	HB	BB	IBB	SO	WP	BK	AVG
Benacka, Mike	1	0	2.84	22	0	0	0	1	4	31.2	25	11	10	3	1	15	0	30	7	0	.214
Brown, Jacob	5	7	5.55	20	18	0	1	1	99.0	123	77	61	16	2	19	0	53	3	1	3.01	
Carignan, Andrew	1	0	0.00	9	0	0	0	5	5	11.0	4	1	0	0	1	2	0	12	1	0	.108
Crumbless, Conner	0	0	13.50	1	0	0	0	0	0	2.0	2	3	3	0	1	2	0	0	0	0	.286
Daley, Gary	3	0	3.21	6	6	0	0	0	0	33.2	28	16	12	4	1	12	0	22	3	0	.226
Deal, Scott	6	3	4.92	41	0	0	0	1	3	64.0	75	41	35	6	8	26	2	43	4	0	.291
Doolittle, Ryan	3	0	2.21	5	2	0	0	1	1	20.1	17	5	5	1	1	3	0	24	0	0	.215
Duran, Omar	0	0	1.42	4	0	0	0	0	0	6.1	2	1	1	0	0	5	0	3	1	0	.100
Gilliam, Robert	12	7	5.04	28	28	0	0	0	0	164.1	165	102	92	24	12	48	0	156	7	1	.263
Griffin, A.J.	5	3	3.57	12	12	0	0	0	0	70.2	64	31	28	8	2	14	0	82	3	1	.246
Guzman, Jose	2	5	2.91	48	0	0	0	20	24	68.0	50	23	22	5	1	28	2	71	2	0	.203
Hart, Mike	1	4	5.26	19	0	0	0	0	3	25.2	34	20	15	7	2	6	1	19	3	0	.312
Hodsdon, Scott	0	1	18.00	2	0	0	0	0	0	3.0	7	7	6	1	0	2	0	4	1	0	.467
Hoehn, Connor	2	3	5.21	36	0	0	0	7	8	48.1	39	32	28	11	4	12	0	59	10	1	.214
Hornbeck, Ben	0	0	0.84	7	0	0	0	1	1	10.2	11	1	0	1	1	1	0	16	1	0	.268
Hunter, Brett	1	0	1.35	12	0	0	0	1	1	20.0	12	4	3	1	1	6	0	17	0	0	.171
Huttenlocker, Anthony	4	0	1.83	41	0	0	0	0	1	69.0	62	17	14	3	0	12	1	60	2	2	.242
Lansford, Josh	3	6	2.78	41	0	0	0	4	7	58.1	42	22	18	4	5	11	1	68	4	0	.200
Leaper, J.J.	0	0	54.00	1	0	0	0	0	0	1.0	7	7	6	3	0	2	0	0	0	0	.778
Lyman, Jeff	0	0	7.94	8	0	0	0	0	1	11.1	15	10	10	1	3	6	0	14	1	0	.313
Marti, Yadel	0	0	0.00	1	0	0	0	0	0	2.0	0	0	0	0	0	1	0	1	1	0	.000
McCarthy, Brandon	1	0	0.00	2	2	0	0	0	0	10.0	7	2	0	0	0	0	0	8	0	0	.200
Mederos, Chris	0	0	5.11	11	0	0	0	0	0	12.1	11	8	7	2	0	3	0	14	1	0	.229
Murphy, Sean	1	0	1.50	1	1	0	0	0	0	6.0	6	1	1	0	0	1	0	5	0	0	.261
Murray, Justin	0	0	6.75	1	0	0	0	0	0	2.2	4	2	2	0	0	0	0	1	1	0	.364
Mye, Charles	0	0	0.00	1	0	0	0	0	0	1.1	1	0	0	0	0	1	0	1	1	0	.200
Peterson, Max	1	1	9.00	7	0	0	0	2	10.0	12	10	10	2	0	3	0	9	1	0	0	.286
Ross, Tyson	0	0	9.00	1	1	0	0	0	0	1.0	2	1	1	0	0	1	0	1	0	0	.400
Schultz, Bo	0	0	14.85	7	0	0	0	1	1	6.2	11	14	11	0	1	5	0	4	1	0	.367
Simmons, James	3	2	5.48	13	8	0	0	0	0	42.2	56	29	26	5	0	6	1	36	0	0	.313
Smith, Murphy	6	9	3.94	26	24	0	0	1	1	137.0	151	80	60	10	7	33	0	100	8	1	.282
Straily, Daniel	11	9	3.87	28	26	0	0	0	0	160.2	160	78	69	10	14	40	0	154	5	0	.260
Williamson, Fabian	3	5	7.53	12	10	0	0	0	0	49.0	60	41	41	8	3	29	0	40	11	0	.314
Wuertz, Michael	0	0	12.00	3	2	0	0	0	0	3.0	6	4	4	1	0	1	0	7	1	0	.400
<b>Team Total</b>	<b>75</b>	<b>65</b>	<b>4.29</b>	<b>140</b>	<b>140</b>	<b>0</b>	<b>4</b>	<b>44</b>	<b>64</b>	<b>1262.2</b>	<b>1271</b>	<b>701</b>	<b>602</b>	<b>136</b>	<b>71</b>	<b>356</b>	<b>8</b>	<b>1134</b>	<b>84</b>	<b>7</b>	<b>.261</b>

# BURLINGTON

BATTERS	AVG	G	AB	R	H	2B	3B	HR	RBI	SH	SF	HP	BB	IBB	SO	SB	CS	DP	SLG	OBP	E
Cabrera, Yordy	.231	101	359	59	83	21	5	6	47	0	6	5	31	0	110	23	6	4	.368	.297	38
Consigli, Royce	.247	127	474	60	117	18	5	7	49	1	2	5	59	1	83	16	9	3	.350	.335	3
Crisotomo, Jose	.325	46	169	19	55	9	2	3	20	1	3	1	12	0	22	7	5	3	.456	.368	2
House, Tyreace	.190	108	348	46	66	7	0	0	27	7	2	4	43	0	81	27	6	8	.210	.285	2
Kirby-Jones, A.J.	.240	94	325	45	78	18	0	13	50	0	0	5	56	2	101	1	1	7	.415	.360	6
Kirkland, Wade	.217	83	258	38	56	16	1	3	26	2	3	8	20	0	73	5	3	5	.322	.291	22
Landaeta, Douglas	.250	110	420	51	105	23	2	7	55	2	3	6	23	0	89	10	4	13	.364	.296	1
Leyja, Nino	.235	113	421	72	99	20	5	6	35	2	1	6	47	1	118	28	5	12	.349	.320	23
Nester, John	.213	82	249	30	53	17	1	3	23	5	3	2	38	0	72	4	3	2	.325	.318	7
Nunez, Juan	.105	12	38	3	4	1	0	0	3	0	0	0	4	0	7	0	0	1	.132	.190	6
Petitti, Daniel	.143	19	56	3	8	0	1	0	3	5	0	0	2	0	15	0	0	1	.179	.172	2
Pineda, Ryan	.255	84	263	37	67	18	2	3	29	2	4	3	30	0	63	6	6	8	.373	.333	13
Rivero, Jose	.196	60	194	19	38	7	1	2	22	6	3	3	20	0	62	5	1	7	.273	.277	4
Taylor, Beau	.293	43	147	16	43	7	2	0	17	1	1	0	18	0	34	1	3	1	.367	.367	4
Thompson, Tony	.259	108	397	46	103	15	1	14	59	0	5	7	37	0	57	3	0	9	.408	.330	16
Whitaker, Josh	.326	113	396	67	129	34	3	17	68	0	1	7	44	2	107	10	2	13	.556	.402	13
<b>Team Total</b>	<b>.245</b>	<b>138</b>	<b>4514</b>	<b>611</b>	<b>1104</b>	<b>231</b>	<b>31</b>	<b>84</b>	<b>533</b>	<b>34</b>	<b>37</b>	<b>62</b>	<b>484</b>	<b>6</b>	<b>1094</b>	<b>146</b>	<b>54</b>	<b>97</b>	<b>.365</b>	<b>.324</b>	<b>186</b>

PITCHERS	W	L	ERA	G	GS	CG	SHO	SV	SVO	IP	H	R	ER	HR	HB	BB	IBB	SO	WP	BK	AVG
Bowman, Josh	8	6	3.55	28	28	0	0	0	0	154.2	148	74	61	9	7	44	0	98	8	2	.253
Brown, Jacob	4	0	1.62	8	7	0	0	0	0	50.0	36	14	9	1	2	6	0	39	1	0	.198
Castillo, Jeiler	0	1	4.32	8	0	0	0	0	0	8.1	8	4	4	1	0	9	0	6	2	0	.258
Frankoff, Seth	0	1	11.25	5	5	0	0	0	0	12.0	21	16	15	0	2	9	0	7	3	0	.404
Griffin, A.J.	4	0	1.56	8	8	0	0	0	0	52.0	36	10	9	2	2	5	0	46	0	0	.187
Hart, Mike	3	2	1.46	20	0	0	0	2	3	37.0	18	9	6	2	0	16	1	37	1	0	.142
Hassebrock, Blake	7	8	2.64	26	26	0	0	0	0	139.2	133	64	41	9	14	46	0	110	16	0	.249
House, Tyreace	0	0	18.00	1	0	0	0	0	0	1.0	2	2	2	0	1	0	0	0	0	0	.400
Joseph, Jonathan	6	4	5.67	21	14	0	0	1	1	81.0	89	59	51	11	7	31	0	73	11	1	.280
Long, Nate	8	8	3.42	26	15	0	0	3	4	108.0	97	49	41	6	5	42	0	92	5	0	.244
Macias, Jose	8	4	3.46	16	16	0	0	0	0	80.2	81	40	31	3	7	18	0	62	4	0	.260
Mederos, Chris	2	1	0.93	13	0	0	0	5	5	19.1	9	2	2	0	1	4	0	25	3	0	.134
Murphy, Sean	1	3	6.33	15	6	0	0	0	1	42.2	57	31	30	5	3	10	0	34	3	0	.328
Peterson, Max	2	2	4.34	19	0	0	0	0	1	37.1	33	20	18	4	4	26	0	43	5	0	.241
Tenholder, Daniel	4	3	3.02	40	0	0	0	11	13	53.2	50	21	18	4	3	18	1	58	11	0	.240
Thomson, Matthew	0	0	6.75	2	0	0	0	0	0	4.0	7	3	3	0	2	3	0	5	0	0	.412
Thornton, Zach	5	4	2.39	40	0	0	0	5	6	83.0	62	27	22	2	0	22	4	82	1	3	.204
Treinen, Blake	1	1	3.67	18	0	0	0	2	2	27.0	20	13	11	1	1	7	0	29	2	0	.202
Tyson, Drew	5	4	3.81	33	0	0	0	0	1	54.1	52	28	23	6	2	19	0	36	7	2	.246
Urlaub, Jeff	1	2	3.93	14	0	0	0	0	3	18.1	18	12	8	3	0	6	0	23	1	0	.250
Vail, Tyler	1	4	5.68	13	13	0	0	0	0	57.0	68	38	36	6	5	28	0	34	9	1	.296
Vidal, Pedro	6	3	1.95	36	0	0	0	5	9	69.1	46	24	15	5	1	23	0	73	3	0	.185
Walz, T.J.	0	1	3.86	10	0	0	0	0	0	18.2	13	9	8	2	0	7	0	16	0	0	.194
<b>Team Total</b>	<b>76</b>	<b>62</b>	<b>3.45</b>	<b>138</b>	<b>138</b>	<b>0</b>	<b>12</b>	<b>34</b>	<b>49</b>	<b>1209.0</b>	<b>1104</b>	<b>569</b>	<b>463</b>	<b>82</b>	<b>68</b>	<b>400</b>	<b>6</b>	<b>1028</b>	<b>96</b>	<b>9</b>	<b>.241</b>

## MINOR LEAGUE PLAYERS AND PITCHERS OF THE WEEK

Players	Team	League	Week	Pitchers	Team	League	Week
Jai Miller	Sacramento	Pacific Coast	April 18-24	Ryan Doolittle	Stockton	California	April 11-17
Dusty Coleman	Stockton	California	June 27-July 3	Daniel Straily	Stockton	California	April 18-24
Michael Choice	Stockton	California	July 4-10	Travis Banwart	Sacramento	Pacific Coast	May 9-15
A.J. Kirby-Jones	Burlington	Midwest	July 25-31	Jose Macias	Burlington	Midwest	May 23-31
Wes Timmons	Midland	Texas	Aug. 1-8	Willie Eyre	Sacramento	Pacific Coast	May 30-June 5
Grant Green	Midland	Texas	Aug. 8-14	Gary Daley	Midland	Texas	June 20-26
Jose Crisotomo	Burlington	Midwest	Aug. 8-14	Blake Hassebrock	Burlington	Midwest	July 11-17
				Seth Frankoff	Vermont	New York-Penn	Aug. 22-28
				Seth Frankoff	Vermont	New York-Penn	Aug. 29-Sept. 6

**VERMONT**

BATTERS	AVG	G	AB	R	H	2B	3B	HR	RBI	SH	SF	HP	BB	IBB	SO	SB	CS	DP	SLG	OBP	E
Affinito, Chris	.209	24	86	17	18	6	0	2	8	0	0	3	13	0	36	2	0	1	.349	.333	2
Bercume, Jeff	.154	4	13	0	2	0	0	0	0	1	0	1	1	0	3	2	1	1	.154	.267	0
Clime, Neudy	.056	11	18	2	1	0	0	1	0	0	0	1	1	1	5	1	0	0	.111	.105	0
Crocker, Bobby	.322	32	118	19	38	5	0	3	15	1	1	1	8	0	22	6	1	3	.441	.367	1
Fabiaschi, Michael	.282	40	124	18	35	8	0	1	20	4	0	2	18	0	32	4	1	1	.371	.382	8
Jamieson, Sean	.235	69	260	39	61	9	1	3	21	10	0	9	37	0	53	27	5	4	.312	.350	9
Lewis, Chad	.238	70	265	32	63	11	1	4	40	1	7	5	13	0	72	4	1	3	.332	.279	18
Lopez, Diomedes	.196	32	107	16	21	3	0	6	15	2	1	4	11	0	40	1	1	2	.393	.293	7
Macklin, Xavier	.230	43	152	8	35	7	1	0	12	2	0	2	10	0	47	3	2	1	.289	.287	1
Oberacker, Chad	.293	47	157	24	46	5	2	0	12	2	1	0	20	0	32	13	2	1	.350	.371	1
Pan, Chih Fang	.336	37	143	22	48	4	0	1	22	5	2	1	12	0	27	8	4	1	.385	.386	5
Petitti, Daniel	.286	4	14	1	4	0	0	0	1	1	0	0	0	0	7	0	1	0	.286	.286	0
Rickles, Nick	.310	41	145	16	45	9	2	2	33	4	3	2	12	0	24	5	1	2	.441	.364	6
Roberts, Sam	.232	32	82	12	19	1	0	1	7	0	1	0	18	0	20	1	2	0	.280	.366	0
Robinson, Dusty	.219	36	128	22	28	6	2	7	22	1	0	1	8	0	34	6	1	1	.461	.270	5
Shipman, Aaron	.254	63	201	34	51	8	1	0	19	3	0	1	42	0	39	17	3	0	.303	.385	3
Tanis, Jacob	.221	49	154	18	34	6	0	1	11	2	0	4	17	0	42	6	3	1	.279	.314	6
Taylor, Beau	.111	5	18	1	2	0	0	0	1	0	0	0	0	0	4	0	0	1	.111	.111	1
Tripp, Jordan	.225	63	218	35	49	11	1	5	24	7	3	8	23	0	76	11	2	3	.353	.317	3
Vollmuth, B.A.	.500	4	14	8	7	4	1	0	6	0	0	1	2	0	3	0	1	0	.929	.588	1
<b>Team Total</b>	<b>.251</b>	<b>74</b>	<b>2417</b>	<b>344</b>	<b>607</b>	<b>104</b>	<b>12</b>	<b>36</b>	<b>291</b>	<b>45</b>	<b>19</b>	<b>45</b>	<b>266</b>	<b>1</b>	<b>618</b>	<b>117</b>	<b>32</b>	<b>26</b>	<b>.349</b>	<b>.334</b>	<b>88</b>

PITCHERS	W	L	ERA	G	GS	CG	SHO	SV	SVO	IP	H	R	ER	HR	HB	BB	IBB	SO	WP	BK	AVG
Bailey, Drew	5	0	2.34	26	0	0	0	0	2	42.1	35	17	11	2	4	22	0	37	3	0	.222
Castillo, Jeiler	1	1	5.75	20	0	0	0	1	1	36.0	39	27	23	3	1	13	0	23	7	0	.273
Chitwood, Logan	2	0	4.18	19	0	0	0	0	0	32.1	34	17	15	1	2	10	0	26	3	0	.264
Duran, Omar	0	1	4.00	7	0	0	0	0	0	9.0	8	6	4	0	2	7	0	11	0	0	.242
Fabiaschi, Michael	0	0	0.00	1	0	0	0	0	0	1.0	0	0	0	0	0	0	0	1	0	0	.000
Frankoff, Seth	6	3	2.34	14	14	2	1	0	0	73.0	54	25	19	1	6	27	0	63	8	0	.208
Granier, Drew	1	1	1.91	7	7	0	0	0	0	28.1	21	11	6	0	3	22	0	34	6	0	.214
Hughes, Ryan	1	0	6.00	19	0	0	0	0	1	27.0	36	18	18	2	1	11	0	18	3	0	.321
Kilcrease, Nathaniel	3	4	2.67	20	1	0	0	1	2	30.1	26	12	9	0	1	5	1	28	2	0	.228
Macias, Jose	2	2	3.27	4	4	0	0	0	0	22.0	20	8	8	2	2	6	0	21	1	0	.241
Menna, J.C.	2	7	5.70	14	11	0	0	0	0	53.2	60	43	34	7	2	39	0	40	4	2	.290
Mye, Charles	0	0	9.00	2	0	0	0	0	0	2.0	4	2	2	1	0	2	0	3	0	1	.444
Paez, Argenis	0	2	6.14	4	4	0	0	0	0	14.2	16	13	10	1	2	11	0	10	5	0	.262
Peters, Tanner	1	1	1.35	21	0	0	0	11	13	26.2	12	4	4	1	2	8	2	33	3	0	.135
Potter, Eric	0	0	3.12	12	0	0	0	0	0	17.1	23	6	6	0	2	8	0	19	5	0	.329
Powers, Brent	4	2	3.84	14	12	0	0	0	0	63.1	74	32	27	5	1	15	0	44	8	0	.292
Tyson, Drew	1	0	0.00	2	0	0	0	1	1	3.0	2	0	0	0	0	0	0	3	0	1	.182
Urlaub, Jeff	3	1	1.67	23	0	0	0	5	7	37.2	27	12	7	1	3	4	0	49	2	1	.200
Vail, Tyler	1	5	6.05	10	10	0	0	0	0	38.2	35	30	26	4	6	25	0	22	9	0	.248
Walz, T.J.	4	0	0.41	11	0	0	0	0	0	22.0	14	1	1	0	0	3	0	27	0	0	.182
Wunderlich, Kurt	2	5	5.33	14	11	0	0	0	0	52.1	61	35	31	8	3	21	0	30	3	0	.298
<b>Team Total</b>	<b>39</b>	<b>35</b>	<b>3.71</b>	<b>74</b>	<b>74</b>	<b>2</b>	<b>4</b>	<b>19</b>	<b>27</b>	<b>632.2</b>	<b>601</b>	<b>319</b>	<b>261</b>	<b>39</b>	<b>43</b>	<b>259</b>	<b>3</b>	<b>542</b>	<b>72</b>	<b>5</b>	<b>251</b>

**ORGANIZATIONAL PLAYER AND PITCHER OF THE YEAR**

1995	Steve Cox, Derek Manning	2004	Dan Johnson, Jairo Garcia
1996	D.T. Cromer, Willie Adams	2005	Andre Ethier, Dallas Braden
1997	Ben Grieve, Brad Rigby	2006	Jeff Baisley, Jason Windsor
1998	Eric Chavez, Jay Witasick	2007	Daric Barton, Trevor Cahill
1999	Adam Platt, Tim Hudson	2008	Chris Carter, Trevor Cahill
2000	Jose Ortiz, Barry Zito	2009	Chris Carter, Pedro Figueroa
2001	Esteban German, Mario Ramos	2010	Grant Green, Ian Krol
2002	Graham Koonce, Rich Harden	2011	Michael Choice/Jermaine Mitchell, Graham Godfrey
2003	Graham Koonce, Rich Harden		

# ARIZONA

BATTERS	AVG	G	AB	R	H	2B	3B	HR	RBI	SH	SF	HP	BB	IBB	SO	SB	CS	DP	SLG	OBP	E
Alexander, Dayton	.243	44	144	13	35	7	1	0	12	0	2	3	14	0	30	5	2	4	.306	.319	2
Baez, Luis	.230	40	152	19	35	7	3	2	14	0	1	1	7	0	36	2	2	3	.355	.267	4
Booker, Austin	.250	19	56	7	14	0	0	0	3	1	0	0	3	0	11	2	0	0	.250	.288	6
Boras, Shane	.224	18	49	3	11	2	0	0	6	0	0	0	3	0	7	1	0	1	.265	.269	2
Bostick, Christopher	.442	14	52	13	23	6	1	1	5	1	0	1	3	0	12	4	0	1	.654	.482	3
Contreras, Franklin	.169	24	65	6	11	4	0	0	5	1	1	0	5	0	23	1	0	2	.231	.225	8
Crocker, Bobby	.261	24	88	14	23	4	3	0	4	0	0	2	5	0	22	2	2	0	.375	.316	0
Leyland, Joshua	.322	20	59	11	19	6	0	0	9	1	1	1	15	0	19	0	1	0	.424	.461	5
Marte, Miguel	.299	39	137	20	41	11	0	6	26	0	2	7	9	0	38	0	1	8	.511	.368	8
Mateo, Reynaldo	.266	39	128	21	34	8	2	6	25	0	3	8	9	1	38	0	0	2	.500	.345	6
Peralta, Jensi	.301	38	123	20	37	9	4	1	16	3	0	1	14	0	34	2	1	2	.463	.377	11
Petitti, Daniel	.218	27	87	13	19	7	0	1	14	1	2	5	9	0	25	2	1	0	.333	.320	7
Ramsey, Rashad	.224	23	49	9	11	1	0	0	2	0	0	0	6	0	18	3	0	0	.245	.309	0
Rickles, Nick	.304	6	23	5	7	2	2	0	2	0	0	1	3	0	4	1	0	0	.565	.407	0
Robinson, Dusty	.239	12	46	9	11	1	0	1	5	0	0	0	6	0	9	0	0	2	.326	.327	0
Rojas, Kelvin	.379	48	169	38	64	11	4	3	35	0	2	4	16	1	42	3	1	1	.544	.440	3
Santana, Jonatan	.203	24	74	4	15	5	0	1	7	0	0	0	8	0	13	1	1	2	.311	.280	4
Solano, Wilfredo	.244	45	164	21	40	7	0	1	20	1	1	4	8	0	33	5	0	9	.305	.294	15
Soto, Michael	.209	20	67	9	14	5	0	3	11	0	1	0	8	0	18	1	0	2	.418	.289	2
Stafford, Rhett	.265	41	151	29	40	6	2	5	29	0	1	2	21	0	43	2	2	0	.430	.360	1
Vollmuth, B.A.	.148	8	27	3	4	0	0	1	2	0	0	2	3	0	6	0	0	1	.259	.281	2
Welch, Daniel	.200	1	5	2	1	0	0	0	1	0	0	0	0	0	0	0	0	0	.200	.200	0
<b>Team Total</b>	<b>.266</b>	<b>56</b>	<b>1915</b>	<b>289</b>	<b>509</b>	<b>109</b>	<b>22</b>	<b>32</b>	<b>253</b>	<b>9</b>	<b>17</b>	<b>42</b>	<b>175</b>	<b>2</b>	<b>481</b>	<b>37</b>	<b>14</b>	<b>40</b>	<b>.396</b>	<b>.338</b>	<b>103</b>

PITCHERS	W	L	ERA	G	GS	CG	SHO	SV	SVO	IP	H	R	ER	HR	HB	BB	IBB	SO	WP	BK	AVG
Acevedo, Rony	3	2	7.43	15	1	0	0	1	1	23.0	29	23	19	2	2	11	1	20	5	0	.315
Avila, Andres	3	5	5.20	15	13	0	0	0	0	62.1	83	46	36	6	5	16	0	71	5	0	.310
Azor, Jose	1	4	11.52	17	0	0	0	0	0	5.0	37	42	32	4	5	27	3	19	11	1	.339
Capra, Anthony	0	0	0.00	1	1	0	0	0	0	5.0	1	0	0	0	0	0	0	3	0	0	.067
Doolittle, Ryan	0	2	13.50	4	1	0	0	0	0	4.2	14	7	7	1	0	0	0	7	0	0	.500
Doolittle, Sean	0	0	9.00	1	0	0	0	0	0	1.0	0	1	1	0	0	1	0	2	0	0	.000
Duran, Omar	1	0	1.50	8	0	0	0	1	1	18.0	11	6	3	0	1	5	0	16	3	1	.180
Eppley, Nate	0	0	3.58	18	0	0	0	2	4	27.2	31	16	11	1	5	9	0	23	1	0	.284
Figueroa, Pedro	0	0	4.50	2	2	0	0	0	0	2.0	3	1	1	0	0	0	0	6	0	0	.300
Gagnier, Drew	2	0	4.20	7	0	0	0	1	1	15.0	14	9	7	1	0	9	0	12	4	0	.241
Girdwood, Thomas	0	0	13.50	2	0	0	0	0	0	2.0	4	4	3	0	0	1	0	3	0	0	.400
Granier, Drew	5	1	1.57	6	3	0	0	0	0	23.0	12	4	4	1	3	7	0	35	3	0	.152
Gray, Sonny	0	1	4.50	1	1	0	0	0	0	2.0	4	1	1	0	0	0	0	2	0	0	.444
Juma, Alexis	0	2	14.54	2	1	0	0	0	0	4.1	10	10	7	0	0	4	0	5	1	0	.417
Krol, Ian	0	0	0.00	3	3	0	0	0	0	5.0	0	0	0	0	0	0	0	6	0	0	.000
Lamb, Chris	0	0	0.00	3	0	0	0	0	0	5.0	2	1	0	0	1	1	0	4	3	0	.118
Larsen, Aaron	3	3	7.09	11	6	0	0	0	0	45.2	60	39	36	4	1	24	0	32	3	0	.326
Leon, Arnold	0	1	8.53	5	5	0	0	0	0	6.1	6	6	6	0	0	4	0	8	0	0	.273
Mota, David	0	1	8.83	13	0	0	0	0	1	17.1	25	19	17	1	2	17	1	17	2	0	.338
Mye, Charles	2	0	1.01	15	0	0	0	4	5	26.2	25	6	3	1	4	6	0	25	1	0	.255
Paez, Argenis	4	2	4.17	11	7	0	0	0	1	49.2	47	36	23	3	4	27	0	51	8	0	.245
Paulino, Gregory	1	1	3.21	8	5	0	0	0	0	28.0	23	16	10	3	2	8	0	14	1	1	.235
Perlman, Max	2	2	2.76	13	5	0	0	0	0	42.1	29	15	13	2	4	11	1	44	0	0	.187
Potter, Eric	0	0	1.29	8	0	0	0	4	4	14.0	9	2	2	0	0	3	0	22	1	0	.188
Rodriguez, Kevin	0	0	9.95	5	0	0	0	0	0	6.1	12	8	7	0	0	5	0	6	2	0	.387
Santana, Jonatan	0	0	16.87	4	0	0	0	0	0	2.2	7	6	5	2	0	2	0	2	0	0	.500
Simmons, James	0	0	0.00	2	2	0	0	0	0	5.0	1	0	0	0	0	0	0	4	0	0	.063
Soto, Michael	0	1	INF	1	0	0	0	0	0	0.0	1	1	1	0	0	3	1	0	1	0	1.000
Tanner, Berry	0	1	7.40	15	0	0	0	1	2	20.2	17	17	17	0	1	27	2	26	10	0	.215
Treinen, Blake	0	0	0.00	3	0	0	0	0	0	3.0	3	0	0	0	0	1	0	7	0	0	.250
<b>Team Total</b>	<b>27</b>	<b>29</b>	<b>4.93</b>	<b>56</b>	<b>56</b>	<b>0</b>	<b>2</b>	<b>14</b>	<b>20</b>	<b>492.2</b>	<b>520</b>	<b>342</b>	<b>270</b>	<b>32</b>	<b>40</b>	<b>229</b>	<b>9</b>	<b>492</b>	<b>65</b>	<b>3</b>	<b>.269</b>

PLAYER DEVELOPMENT

## DOMINICAN

BATTERS	AVG	G	AB	R	H	2B	3B	HR	RBI	SH	SF	HP	BB	IBB	SO	SB	CS	DP	SLG	OBP	E
De La Cruz, Vicmal	.318	58	192	29	61	13	5	1	28	0	1	5	37	1	27	10	5	1	.453	.438	4
De La Rosa, Anderson	.239	29	88	10	21	3	0	1	10	2	0	2	15	0	17	1	4	3	.307	.362	1
Duinkerker, Shawn	.129	9	31	3	4	1	0	0	1	0	0	0	5	0	8	1	2	0	.161	.250	1
Ledezma, Diego	.165	34	91	5	15	2	0	0	7	1	0	0	6	0	22	0	0	2	.187	.216	4
Martinez, Hiram	.095	8	21	1	2	1	0	0	0	0	0	0	0	0	2	0	2	0	.143	.095	6
Martinez, Wilman	.225	54	160	14	36	3	0	0	7	1	2	6	22	2	26	3	2	2	.244	.337	10
Mendez, Gregorio	.125	4	8	1	1	0	0	0	0	0	0	0	1	0	2	0	0	0	.125	.222	0
Nunez, Renato	.268	53	194	20	52	12	0	5	28	1	2	4	6	1	42	1	2	7	.407	.301	30
Osoorio, Luis	.307	48	166	36	51	9	2	0	15	2	0	3	15	1	34	8	5	3	.386	.375	7
Paz, Andy	.315	24	73	8	23	3	0	0	7	0	0	4	14	0	10	3	3	2	.356	.451	7
Penalo, Rodolfo	.250	27	80	11	20	2	1	1	9	2	2	1	11	0	12	8	7	0	.338	.340	7
Raga, Argenis	.200	47	155	13	31	4	0	0	14	3	2	2	10	1	15	4	3	3	.226	.254	8
Ramirez, Dionisio	.115	10	26	2	3	0	0	0	0	0	0	1	3	0	16	0	0	0	.115	.233	2
Rivas, Jesus	.179	54	162	15	29	1	1	1	16	0	4	1	12	1	41	0	0	4	.216	.235	0
Rosario, Jose	.288	52	153	17	44	10	0	2	15	1	1	3	21	1	25	1	1	6	.392	.382	4
Santana, Gabriel	.244	64	205	26	50	6	1	0	17	7	1	18	21	0	24	4	9	3	.283	.363	15
Sayegh, Jose	.133	36	105	9	14	2	1	0	7	2	1	4	13	0	42	0	1	3	.171	.252	2
Sosa, Alfredo	.139	52	137	23	19	6	0	0	5	4	1	4	25	0	44	4	2	2	.182	.287	2
Zarraga, Jonesy	.206	34	126	15	26	1	2	0	6	0	0	6	12	1	31	8	6	4	.246	.306	0
<b>Team Total</b>	<b>.231</b>	<b>71</b>	<b>2182</b>	<b>260</b>	<b>504</b>	<b>79</b>	<b>13</b>	<b>11</b>	<b>192</b>	<b>26</b>	<b>17</b>	<b>64</b>	<b>251</b>	<b>9</b>	<b>442</b>	<b>56</b>	<b>54</b>	<b>45</b>	<b>.294</b>	<b>.326</b>	<b>125</b>

PITCHERS	W	L	ERA	G	GS	CG	SHO	SV	SVO	IP	H	R	ER	HR	HB	BB	IBB	SO	WP	BK	AVG
Acevedo, Rony	0	0	0.00	3	3	0	0	0	0	4.0	1	0	0	0	1	1	0	4	0	0	.083
Alejo, Yordy	0	6	6.68	15	0	0	0	0	0	31.0	36	28	23	4	3	18	2	10	4	0	.305
Almonte, Edward	4	4	3.75	19	0	0	0	0	0	60.0	62	31	25	0	4	21	0	33	6	1	.276
Astacio, Andres	3	2	3.24	19	1	0	0	3	4	41.2	47	17	15	2	5	9	0	29	4	0	.281
Benzant, Leonel	0	4	3.71	9	8	0	0	1	1	34.0	34	16	14	2	5	9	0	20	4	0	.266
Castillo, Jose	0	1	10.80	6	0	0	0	0	3	5.0	6	6	6	2	1	7	0	5	3	0	.300
Cruzado, Fernando	3	2	3.83	13	9	0	0	0	1	47.0	55	27	20	2	4	16	1	35	7	0	.293
De Los Santos, Robinson	0	0	0.00	1	1	0	0	0	0	1.2	3	0	0	0	1	1	0	3	0	0	.333
Gonzalez, Darwin	3	0	3.98	19	0	0	0	0	0	40.2	38	25	18	2	4	31	0	30	13	1	.245
Jose, Luis	0	2	3.13	14	0	0	0	6	7	23.0	19	10	8	1	3	8	0	14	2	0	.224
Mata, Anderson	2	3	4.50	15	8	0	0	0	0	36.0	30	27	18	2	1	38	0	30	11	0	.236
Navas, Carlos	0	0	13.50	1	1	0	0	0	0	0.2	0	1	1	0	1	0	0	0	0	0	.000
Nolasco, Alex	1	3	4.46	18	2	0	0	0	1	34.1	25	21	17	1	2	32	0	25	15	0	.200
Paulino, Gregory	1	3	1.36	8	7	0	0	0	0	33.0	30	12	5	0	4	9	0	23	3	0	.242
Perez, Cristhian	2	1	3.30	14	11	0	0	0	0	57.1	63	27	21	3	2	13	0	32	2	0	.278
Rosario, Jose	0	0	6.00	1	0	0	0	0	0	3.0	4	2	2	0	0	1	0	0	0	0	.333
Rosario, Robin	1	1	3.68	6	0	0	0	0	0	7.1	8	6	3	0	0	4	0	4	4	1	.267
Suniaga, Elijohref	0	2	3.98	11	7	0	0	0	0	20.1	17	9	9	0	1	8	0	16	2	0	.224
Torres, Jose	1	5	3.99	14	11	0	0	0	0	49.2	45	27	22	1	0	24	0	33	7	1	.242
Trinidad, Victor	3	6	2.70	23	0	0	0	3	6	40.0	35	15	12	1	7	18	3	42	4	2	.241
Veliz, Victor	0	1	3.18	7	2	0	0	0	0	17.0	17	8	6	0	1	11	0	11	3	0	.262
<b>Team Total</b>	<b>24</b>	<b>46</b>	<b>3.74</b>	<b>71</b>	<b>71</b>	<b>0</b>	<b>4</b>	<b>13</b>	<b>23</b>	<b>586.2</b>	<b>575</b>	<b>318</b>	<b>244</b>	<b>23</b>	<b>50</b>	<b>279</b>	<b>6</b>	<b>399</b>	<b>94</b>	<b>6</b>	<b>.258</b>

## ORGANIZATIONAL STANDINGS

Club	First Half			Second Half			Overall			
	W-L	Pos.	GB	W-L	Pos.	GB	W-L	Pos.	GB	Pct.
Sacramento (AAA)	—	—	—	—	—	—	88-56	1st	—	.611
Midland (AA)	27-43	3rd	-22.0	36-34	3rd	-9.0	63-77	3rd	-31.0	.450
Stockton (A)	38-32	2nd	-13.0	37-33	3rd	-4.0	75-65	2nd	-15.0	.536
Burlington (A)	45-25	1st	—	31-37	5th	-10.0	76-62	2nd	-5.5	.551
Vermont (Short-A)	—	—	—	—	—	—	39-35	t-1st	—	.527
Arizona (Rookie)	—	—	—	—	—	—	27-29	4th	-14.0	.482
Dominican (Rookie)	—	—	—	—	—	—	24-46	4th	-21.5	.343

# ORGANIZATIONAL LEADERS

## ORGANIZATIONAL BATTING LEADERS

BATTING AVERAGE	CLUB(S)	AvG.	G	AB	R	H	HR	RBI
Timmons, Wes	SAC, MID	.341	95	346	55	118	8	62
Mitchell, Jermaine	SAC, MID	.332	130	536	115	178	15	78
Whitaker, Josh	BUR	.326	113	396	67	129	17	68
Cardenas, Adrian	SAC	.314	127	491	70	154	5	51
Sogard, Eric	SAC	.298	79	315	55	94	5	37
Richard, Myrio	STO	.292	107	432	65	126	8	57
Green, Grant	MID	.291	127	530	76	154	9	62
Parker, Stephen	SAC, MID	.287	137	529	76	152	10	76
Recker, Anthony	SAC	.287	99	345	61	99	16	48
Carson, Matt	SAC	.285	90	368	61	105	19	65

(Minimum 313 AB)

HITS	CLUB(S)	H	HOME RUNS	CLUB(S)	HR	RBI	CLUB(S)	RBI
Mitchell, Jermaine	SAC, MID	178	Miller, Jai	SAC	32	Miller, Jai	SAC	88
Cardenas, Adrian	SAC	154	Choice, Michael	STO	30	Choice, Michael	STO	82
Green, Grant	MID	154	Carter, Chris	SAC, STO	21	Carter, Chris	SAC, STO	79
Parker, Stephen	SAC, MID	152	Carson, Matt	SAC	19	Mitchell, Jermaine	SAC, MID	78
Spina, Michael	MID	136	Donaldson, Josh	SAC	17	Parker, Stephen	SAC, MID	76
Sulentic, Matthew	MID	134	Whitaker, Josh	BUR	17	Gilmartin, Michael	STO	75
Choice, Michael	STO	133	Recker, Anthony	SAC	16	Spina, Michael	MID	75
Gilmartin, Michael	STO	130	Taylor, Michael	SAC	16	Barfield, Jeremy	MID	72
Whitaker, Josh	BUR	129	three players tied		15	three players tied		70
Barfield, Jeremy	MID	127						

RUNS SCORED	CLUB(S)	R	DOUBLES	CLUB(S)	2B	TRIPLES	CLUB(S)	3B
Mitchell, Jermaine	SAC, MID	115	Carson, Matt	SAC	34	Mitchell, Jermaine	SAC, MID	16
Miller, Jai	SAC	81	Whitaker, Josh	BUR	34	Gilmartin, Michael	STO	9
Choice, Michael	STO	79	Green, Grant	MID	33	Cabrera, Yordy	BUR	5
Donaldson, Josh	SAC	79	Spina, Michael	MID	32	Consigli, Royce	BUR	5
Coleman, Dusty	SAC, STO	76	Coleman, Dusty	SAC, STO	30	De La Cruz, Vicmal	DSL	5
Green, Grant	MID	76	Parker, Stephen	SAC, MID	30	Dixon, Rashun	STO	5
Parker, Stephen	SAC, MID	76	Mitchell, Jermaine	SAC, MID	29	Leyja, Nino	BUR	5
Crumbless, Conner	STO	75	Richard, Myrio	STO	29	seven players tied		4
Dixon, Rashun	STO	74	three players tied		28			
Aliotti, Anthony	STO	73						

WALKS	CLUB(S)	BB	STOLEN BASES	CLUB(S)	SB	EXTRA-BASE HITS	CLUB(S)	XBH
Crumbless, Conner	STO	96	Leyja, Nino	BUR	28	Miller, Jai	SAC	60
Mitchell, Jermaine	SAC, MID	93	House, Tyreece	BUR	27	Mitchell, Jermaine	SAC, MID	60
Aliotti, Anthony	STO	80	Jamieson, Sean	VER	27	Choice, Michael	STO	59
Parker, Stephen	SAC, MID	71	Mitchell, Jermaine	SAC, MID	27	Carson, Matt	SAC	54
Spina, Michael	MID	70	Richard, Myrio	STO	27	Whitaker, Josh	BUR	54
Choice, Michael	STO	61	Crumbless, Conner	STO	24	Coleman, Dusty	SAC, STO	49
Heether, Adam	SAC, MID	61	Sulentic, Matthew	MID	24	Gilmartin, Michael	STO	48
Consigli, Royce	BUR	59	Cabrera, Yordy	BUR	23	Donaldson, Josh	SAC	45
Kirby-Jones, A.J.	BUR	56	Coleman, Dusty	SAC, STO	21	Spina, Michael	MID	45
Recker, Anthony	SAC	56	Shipman, Aaron	VER	17	Green, Grant	MID	43

TOTAL BASES	CLUB(S)	TB	SLUGGING PCT.	CLUB(S)	SLG	ON-BASE PCT.	CLUB(S)	OBP
Mitchell, Jermaine	SAC, MID	284	Miller, Jai	SAC	.588	Mitchell, Jermaine	SAC, MID	.430
Choice, Michael	STO	253	Whitaker, Josh	BUR	.556	Timmons, Wes	SAC, MID	.420
Miller, Jai	SAC	241	Carter, Chris	SAC, STO	.544	Crumbless, Conner	STO	.404
Whitaker, Josh	BUR	220	Choice, Michael	STO	.542	Whitaker, Josh	BUR	.402
Green, Grant	MID	216	Carson, Matt	SAC	.538	Aliotti, Anthony	STO	.392
Parker, Stephen	SAC, MID	216	Mitchell, Jermaine	SAC, MID	.530	Recker, Anthony	SAC	.388
Gilmartin, Michael	STO	215	Recker, Anthony	SAC	.501	Sogard, Eric	SAC	.381
Coleman, Dusty	SAC, STO	206	Timmons, Wes	SAC, MID	.468	Spina, Michael	MID	.380
Cardenas, Adrian	SAC	205	Taylor, Michael	SAC	.456	Choice, Michael	STO	.376
Spina, Michael	MID	204	Donaldson, Josh	SAC	.439	Cardenas, Adrian	SAC	.374

## Organizational Leaders, continued

### ORGANIZATIONAL PITCHING LEADERS

EARNED RUN AVERAGE	CLUB(S)	W-L	ERA	IP	H	BB	SO
Godfrey, Graham	SAC, MID	14-3	2.59	111.1	95	31	95
Hassebrock, Blake	BUR	7-8	2.64	139.2	133	46	110
Long, Nate	BUR	8-8	3.42	108.0	97	42	92
Macias, Jose	BUR, VER	10-6	3.42	102.2	101	24	83
Griffin, A.J.	SAC, MID, STO, BUR	11-7	3.47	160.2	145	32	156
Bowman, Josh	BUR	8-6	3.55	154.2	148	44	98
Hollingsworth, Ethan	SAC, MID	7-5	3.76	105.1	120	27	73
Straily, Daniel	STO	11-9	3.87	160.2	160	40	154
Smith, Murphy	STO	6-9	3.94	137.0	151	33	100
Brown, Jacob	STO, BUR	9-7	4.23	149.0	159	25	92

(Minimum 93 IP)

WINS	CLUB(S)	W	SAVES	CLUB(S)	SV	STRIKEOUTS	CLUB(S)	SO
Godfrey, Graham	SAC, MID	14	Guzman, Jose	STO	20	Gilliam, Robert	STO	156
Gilliam, Robert	STO	12	Peters, Tanner	VER	11	Griffin, A.J.	SAC, MID, STO, BUR	156
Hernandez, Carlos	SAC, MID	12	Tenholder, Daniel	BUR	11	Straily, Daniel	STO	154
Griffin, A.J.	SAC, MID, STO, BUR	11	Lansford, Jared	SAC, MID	10	Banwart, Travis	SAC	120
Straily, Daniel	STO	11	Cabrera, Fernando	SAC	9	Hernandez, Carlos	SAC, MID	117
Daley, Gary	SAC, MID, STO	10	Eyre, Willie	SAC	9	Hassebrock, Blake	BUR	110
Macias, Jose	BUR, VER	10	Carignan, Andrew	SAC, MID, STO	8	Haviland, Shawn	MID	110
Banwart, Travis	SAC	9	Hoehn, Connor	STO	7	Daley, Gary	SAC, MID, STO	101
Brown, Jacob	STO, BUR	9	two players tied		6	Smith, Murphy	STO	100
four players tied		8				Bowman, Josh	BUR	98

INNINGS PITCHED	CLUB(S)	IP	COMPLETE GAMES	CLUB(S)	CG
Gilliam, Robert	STO	164.1	Frankoff, Seth	BUR, VER	2
Griffin, A.J.	SAC, MID, STO, BUR	160.2			
Straily, Daniel	STO	160.2			
Bowman, Josh	BUR	154.2			
Hernandez, Carlos	SAC, MID	152.0			
Banwart, Travis	SAC	149.2			
Brown, Jacob	STO, BUR	149.0			
Daley, Gary	SAC, MID, STO	148.2			
Haviland, Shawn	MID	143.2			
Hassebrock, Blake	BUR	139.2			

### A'S FIRST ROUND DRAFT PICKS

1965 Rick Monday, OF	1979 Juan Bustabad, INF*	1993 John Wasdin, RHP	2003 Brad Sullivan, RHP
1966 Reggie Jackson, OF	1980 Mike King, LHP	1994 Ben Grieve, OF	Brian Snyder, 3B (11)
1967 Brian Bickerton, LHP	1981 Tim Pyznarski, 3B	1995 Ariel Prieto, RHP	2004 Landon Powell, C (12)
1968 Pete Broberg, RHP*	1982 None (2)	1996 Eric Chavez, SS	Richie Robnett, OF
1969 Dan Stanhouse, RHP/SS	1983 Stan Hilton, RHP	1997 Chris Enochs, RHP	2005 Cliff Pennington, SS
1970 Dan Ford, OF	1984 Mark McGwire, 1B	Eric DuBose, LHP (5)	2006 None (13)
1971 William Daniels, RHP	1985 Walt Weiss, SS	1998 Mark Mulder, LHP	2007 James Simmons, RHP
1972 Chet Lemon, SS	1986 Scott Hemond, C	1999 Barry Zito, LHP	2008 Jemile Weeks, 2B
1973 Randy Scarbery, RHP	1987 Lee Tinsley, OF	2000 None (6)	2009 Grant Green, SS
1974 Jerry Johnson, C*	1988 Stan Royer, 3B	2001 Bobby Crosby, SS	2010 Michael Choice, OF
1975 Bruce Robinson, C	1989 None (3)	Jeremy Bonderman, RHP (7)	2011 Sonny Gray, RHP
1976 Mike Sullivan, RHP*	1990 Todd Van Poppel, RHP (4)	2002 Nick Swisher, OF (8)	
1977 Craig Harris, RHP	Don Peters, RHP	Joe Blanton, RHP (9)	
1978 Mike Morgan, RHP	1991 Brent Gates, SS	John McCurdy, SS	
Tim Conroy, LHP (1)	1992 Benji Grigsby, RHP	Ben Fritz, RHP (10)	

\* Did not sign with A's

- (1) Compensation for the loss of free agent Mike Jorgensen
- (2) Choice to Boston as compensation for Joe Rudi
- (3) Choice to Seattle as compensation for Mike Moore
- (4) Compensation for the loss of free agent Dave Parker
- (5) Compensation for the loss of free agent Mike Bordick
- (6) Choice to Anaheim as compensation for Mike Magnante
- (7) Compensation for the loss of free agent Kevin Appier

- (8) Compensation for the loss of free agent Johnny Damon
- (9) Compensation for the loss of free agent Jason Giambi
- (10) Compensation for the loss of free agent Jason Isringhausen
- (11) Compensation for the loss of free agent Ray Durham
- (12) Compensation for the loss of free agent Keith Foulke
- (13) Choice to Washington as compensation for Esteban Loaiza

# 2011 DRAFT PICKS

Rd	Name	Pos	School	Hometown	B/T	Ht	Wt
1	Sonny Gray, RHP	Jr.	Vanderbilt	Smyrna, TN	R/R	5-11	180
3	B.A. Vollmuth, 3B	Jr.	Southern Mississippi	Biloxi, MS	R/R	6-3	220
4	Bobby Crocker, CF	Jr.	Cal Poly-SLO	Aromas, CA	R/R	6-3	215
5	Beau Taylor, C	Jr.	Central Florida	Rockledge, FL	L/R	5-10	180
6	Dayton Alexander, CF	JC	Feather River Col	Wailuku, HI	R/R	6-1	195
7	Blake Treinen, RHP	Sr.	South Dakota St.	Osage City, KS	R/R	6-4	220
8	Colin O'Connell, RHP	Jr.	Cal State Fullerton	Riverside, CA	L/R	6-6	200
9	Jace Fry, LHP	HS	Southridge HS	Beaverton, OR	L/L	6-1	190
10	Dusty Robinson, OF	Jr.	Fresno State	Bakersfield, CA	R/R	6-0	205
11	Christopher Lamb, LHP	Jr.	Davidson	Berkeley, CA	L/L	6-1	185
12	Xavier Macklin, OF	Jr.	North Carolina A&T St.	Greensboro, NC	R/R	6-1	190
13	Jacob Tanis, 3B	Jr.	Mercer	Peachtree City, GA	R/R	6-1	190
14	Nicholas Rickles, C	Jr.	Stetson	Loxahatchee, FL	R/R	6-3	225
15	T.J. Walz, RHP	Sr.	Kansas	Omaha, NE	R/R	6-0	175
16	Tanner Peters, RHP	Jr.	UNLV	Simi Valley, CA	R/R	6-0	150
17	Sean Jamieson, SS	Sr.	Canisius College	Prince George, VA	R/R	6-0	195
18	Brent Powers, LHP	Sr.	Sam Houston State	Richardson, TX	L/L	6-1	205
19	Eric Potter, LHP	Sr.	Maryland	Odenton, MD	L/L	6-4	215
20	Kurt Wunderlich, RHP	Sr.	Michigan State	Des Peres, MO	R/R	6-2	210
21	Brandon Magee, OF	Jr.	Arizona State	Corona, CA	L/R	6-0	235
22	Rhett Stafford, OF	Jr.	Marshall	Cherau, SC	R/R	6-2	220
23	Cecil Tanner, RHP	Jr.	Georgia	Waycross, GA	R/R	6-6	240
24	Robert Kuhn, SS	HS	Zionsville Community HS	Zionsville, IN	R/R	5-10	188
25	Chad Oberacker, CF	Sr.	Tennessee Tech	Erie, PA	L/L	5-11	190
26	Sam Roberts, SS	Sr.	Virginia Military Inst.	Prince Georgia, VA	L/R	6-1	190
27	Derrek Self, RHP	Jr.	Louisville	Cove City, KY	R/R	6-3	205
28	Thomas Girdwood, RHP	Sr.	Elon University	Charlotte, NC	R/R	6-3	215
29	Nate Eppley, RHP	Sr.	Rider University	Dillsburg, PA	R/R	6-6	205
30	Nathan Kilcrease, RHP	Sr.	Alabama	Phenix City, AL	R/R	5-6	170
31	Nicholas Kuebel, LHP	HS	St. Louis Univ. HS	St. Louis, MO	R/L	6-1	195
32	Drew Granier, RHP	Sr.	Louisiana-Monroe	Thibodaux, LA	R/R	6-1	185
33	Austin Booker, 2B	Sr.	California	Fairfax, VA	L/R	5-10	175
34	Alfredo Unzue, LHP	--	No school	Ciego De Avila, Cuba	L/L	6-1	190
35	Maxwell Perlman, RHP	Sr.	Harvard	Longwood, FL	R/R	6-7	235
36	Brenden Farney, SS	HS	Vacaville HS	Vacaville, CA	L/R	5-10	185
37	Eric Wood, 3B	--	No school	Oshawa, Ontario, CAN	R/R	6-2	200
38	Alex Blandino, SS	HS	St. Francis HS	San Jose, CA	R/R	6-0	180
39	Shane Boras, 2B	So.	USC	Newport Coast, CA	S/R	5-9	155
40	Nic Coffman, 3B	HS	Wilson HS	Portland, OR	L/R	6-3	180
41	Brett Bittiger, SS	HS	Pius X HS	Saylorsburg, PA	R/R	5-10	175
42	Brett Geren, C	HS	San Ramon Valley HS	Danville, CA	R/R	5-11	185
43	Adam Frank, LHP	HS	Williams Field HS	Gilbert, AZ	L/L	6-0	195
44	Christopher Bostick, SS	HS	Aquinas Institute	Rochester, NY	R/R	5-11	185
45	C.J. Jacobe, OF	HS	Vacaville HS	Vacaville, HS	L/L	6-1	190
46	Nathan Esposito, C	HS	Granite Bay HS	Granite Bay, CA	R/R	5-11	180
47	Jeriel Waller, OF	JC	Grossmont College	San Diego, CA	L/L	5-10	160
48	Travis Feeney, OF	HS	Pinole Valley HS	Richmond, CA	R/R	6-3	200
49	Charles Sheffield, OF	HS	The Pendleton School	Columbus, GA	R/R	6-4	190
50	Travis Pitcher, RHP	JC	Cypress College	Yorba Linda, CA	R/R	6-4	200

**Bold indicated players signed**



# ORGANIZATIONAL PLAYERS

## RONY ACEVEDO (LUGO)

RHP

**Born:** San Cristobal, Dominican Republic, September 18, 1988; **Home:** San Cristobal, Dominican Republic

**Bats:** Right; **Throws:** Right; **Height:** 6-2; **Weight:** 165

**Obtained:** Signed as a non-drafted free agent, March 26, 2008

Signed by Juan Carlos De La Cruz.

Year	Club	W	L	ERA	G	GS	CG	SHO	SV	IP	H	R	ER	HR	HB	BB	IBB	SO	WP	BK
2008	DSL A's-2 (R)	1	2	4.67	14	8	0	0	1	44.1	40	25	23	2	6	27	1	49	11	2
2009	DSL A's (R)	0	0	4.26	2	1	0	0	0	6.1	7	4	3	0	1	0	0	8	0	0
	AZL A's (R)	1	1	7.67	19	1	0	0	0	31.2	47	31	27	3	4	14	0	22	7	0
2010																				
2011	DSL A's (R)	0	0	0.00	3	3	0	0	0	4.0	1	0	0	0	1	1	0	4	0	0
2011	AZL A's (R)	3	2	7.43	15	1	0	0	1	23.0	29	23	19	2	2	11	1	20	5	0
<b>Minor League Totals</b>		<b>5</b>	<b>5</b>	<b>5.93</b>	<b>53</b>	<b>14</b>	<b>0</b>	<b>0</b>	<b>2</b>	<b>109.1</b>	<b>124</b>	<b>83</b>	<b>72</b>	<b>7</b>	<b>14</b>	<b>53</b>	<b>2</b>	<b>103</b>	<b>23</b>	<b>2</b>

## JOSELITO ADAMES (RIVAS)

RHP

**Born:** Elias Pina, Dominican Republic, November, 26, 1988; **Home:** Elias Pina, Dominican Republic

**Bats:** Right; **Throws:** Right; **Height:** 6-3; **Weight:** 175

**Obtained:** Signed as a non-drafted free agent, September 4, 2006

Signed by Juan Carlos De La Cruz.

Year	Club	W	L	ERA	G	GS	CG	SHO	SV	IP	H	R	ER	HR	HB	BB	IBB	SO	WP	BK
2007	DSL A's-2 (R)	1	4	5.11	15	12	0	0	0	37.0	42	28	21	3	3	38	0	44	4	0
2008	DSL A's-1 (R)	0	0	0.00	1	1	0	0	0	4.0	2	0	0	0	0	2	0	5	1	0
	AZL A's (R)	0	3	8.31	14	3	0	0	0	30.1	45	39	28	0	0	17	0	20	8	3
2009	Stockton (A)	0	0	4.50	1	0	0	0	0	4.0	2	2	2	0	0	2	0	3	0	0
	Vancouver (A)	5	6	6.47	16	16	0	0	0	72.1	92	57	52	3	9	32	0	40	9	0
2010	AZL A's (R)	2	4	5.26	15	11	0	0	0	53.0	56	37	31	0	3	18	0	59	13	1
2011																				
<b>Minor League Totals</b>		<b>8</b>	<b>17</b>	<b>6.01</b>	<b>62</b>	<b>43</b>	<b>0</b>	<b>0</b>	<b>0</b>	<b>200.2</b>	<b>239</b>	<b>163</b>	<b>134</b>	<b>6</b>	<b>15</b>	<b>109</b>	<b>0</b>	<b>171</b>	<b>35</b>	<b>4</b>

## RAUL ALCANTARA

RHP

**Born:** Barahona, Dominican Republic, December 4, 1992; **Home:** Cabral, Barahona, Dominican Republic

**Bats:** Right; **Throws:** Right; **Height:** 6-3; **Weight:** 180

**Obtained:** Acquired with Josh Reddick and Miles Head from Boston for Andrew Bailey and Ryan Sweeney, December 28, 2011

Originally signed by Boston as a non-drafted free agent, July 2, 2009...signed by Manny Nanita (Boston)...was a DSL Mid-Season All-Star in 2010 and a GCL Post-Season All-Star in 2011.

Year	Club	W	L	ERA	G	GS	CG	SHO	SV	IP	H	R	ER	HR	HB	BB	IBB	SO	WP	BK
2010	DSL Red Sox (R)	5	3	3.28	13	13	1	0	0	60.1	61	31	22	1	2	8	0	34	3	0
2011	Lowell (A)	0	3	6.23	4	4	0	0	0	17.1	25	14	12	0	1	6	0	14	0	0
	GCL Red Sox (R)	1	1	0.75	9	9	0	0	0	48.0	23	5	4	0	3	6	0	36	1	0
<b>Minor League Totals</b>		<b>6</b>	<b>7</b>	<b>2.72</b>	<b>26</b>	<b>26</b>	<b>1</b>	<b>0</b>	<b>0</b>	<b>125.2</b>	<b>109</b>	<b>50</b>	<b>38</b>	<b>1</b>	<b>6</b>	<b>20</b>	<b>0</b>	<b>84</b>	<b>4</b>	<b>0</b>

## DAYTON ALEXANDER

OF

**Born:** Wailuku, Hawaii, Feb. 4, 1991 **Home:** Wailuku, Hawaii

**Bats:** Right; **Throws:** Right; **Height:** 6-1; **Weight:** 185

**Obtained:** Selected in the 6<sup>th</sup> round of the 2011 First-Year Player Draft

Graduated from Kamehameha Schools (HI)...attended Feather River College...signed by Jermaine Clark.

Year	Club	AVG.	G	AB	R	H	2B	3B	HR	RBI	SH	SF	HP	BB	SO	SB	CS	SLG	OBP	E
2011	AZL A's (R)	.243	44	144	13	35	7	1	0	12	0	2	3	14	30	5	2	.306	.319	2
<b>Minor League Totals</b>		<b>.243</b>	<b>44</b>	<b>144</b>	<b>13</b>	<b>35</b>	<b>7</b>	<b>1</b>	<b>0</b>	<b>12</b>	<b>0</b>	<b>2</b>	<b>3</b>	<b>14</b>	<b>30</b>	<b>5</b>	<b>2</b>	<b>.306</b>	<b>.319</b>	<b>2</b>

## ANTHONY PETE ALIOTTI

IF

**Born:** Boise, Idaho, July 16, 1987 **Home:** Concord, California

**Bats:** Left; **Throws:** Left; **Height:** 6-1; **Weight:** 210

**Obtained:** Selected in the 15<sup>th</sup> round of the 2009 First-Year Player Draft

Graduated from De La Salle HS (CA)...attended St. Mary's College...was an honorable mention selection on the All-WCC team in 2009...signed by Jermaine Clark...ranked 10<sup>th</sup> among all A's minor leaguers in batting average, second in on-base percentage, third in walks, seventh in RBI and tied for eighth in hits and doubles in 2010...in 2011, ranked third among A's minor leaguers in walks, fifth in on-base percentage and 10<sup>th</sup> in runs scored.

Year	Club	AVG.	G	AB	R	H	2B	3B	HR	RBI	SH	SF	HP	BB	SO	SB	CS	SLG	OBP	E
2009	Vancouver (A)	.239	60	218	19	52	8	0	0	25	2	2	3	36	63	6	1	.275	.351	5
2010	Kane County (A)	.278	133	478	75	133	29	2	5	77	3	7	7	92	132	14	4	.379	.397	11
2011	Stockton (A)	.276	127	457	73	126	20	1	11	66	1	3	9	80	123	2	1	.396	.392	10
<b>Minor League Totals</b>		<b>.270</b>	<b>320</b>	<b>1153</b>	<b>167</b>	<b>311</b>	<b>57</b>	<b>3</b>	<b>16</b>	<b>168</b>	<b>6</b>	<b>12</b>	<b>19</b>	<b>208</b>	<b>318</b>	<b>22</b>	<b>6</b>	<b>.366</b>	<b>.386</b>	<b>26</b>

**EDUARDO ALMONTE (DE LA CRUZ)**

**LHP**

**Born:** Bona0, Dominican Republic, January 12, 1990 **Home:** Bona0, Dominican Republic

**Bats:** Left; **Throws:** Left; **Height:** 6-1; **Weight:** 177

**Obtained:** Signed as a free agent to a minor league contract, July 2, 2007

Signed by Angel Eusebio and Raymond Abreu.

Year	Club	W	L	ERA	G	GS	CG	SHO	SV	IP	H	R	ER	HR	HB	BB	IBB	SO	WP	BK
2009	DSL A's (R)	1	0	1.46	6	0	0	0	0	12.1	9	6	2	0	3	7	0	7	2	0
2010	DSL A's (R)	3	4	3.00	18	6	0	0	0	60.0	46	25	20	1	10	22	0	32	6	3
2011	DSL A's (R)	4	4	3.75	19	0	0	0	0	60.0	62	31	25	0	4	21	0	33	6	1
<b>Minor League Totals</b>		<b>8</b>	<b>8</b>	<b>3.20</b>	<b>43</b>	<b>6</b>	<b>0</b>	<b>0</b>	<b>0</b>	<b>132.1</b>	<b>117</b>	<b>62</b>	<b>47</b>	<b>1</b>	<b>17</b>	<b>50</b>	<b>0</b>	<b>72</b>	<b>14</b>	<b>4</b>

Year	Club	AVG.	G	AB	R	H	2B	3B	HR	RBI	SH	SF	HP	BB	SO	SB	CS	SLG	OBP	E
2008	DSL A's-2 (R)	.231	43	121	15	28	4	3	0	11	1	0	3	15	25	7	5	.314	.331	1
2009	DSL A's (R)	.200	9	30	5	6	0	0	0	2	0	0	0	2	8	2	0	.200	.250	1
2011	DSL A's (R)	.000	1	3	0	0	0	0	0	0	0	0	0	0	1	0	0	.000	.000	1
<b>Minor League Totals</b>		<b>.221</b>	<b>53</b>	<b>154</b>	<b>20</b>	<b>34</b>	<b>4</b>	<b>3</b>	<b>0</b>	<b>13</b>	<b>1</b>	<b>0</b>	<b>3</b>	<b>17</b>	<b>34</b>	<b>9</b>	<b>5</b>	<b>.310</b>	<b>.286</b>	<b>3</b>

**ANDRES AVILA (NAVARRO)**

**RHP**

**Born:** Guaymas, Sonora, Mexico, June 20, 1990; **Home:** Guaymas, Sonora, Mexico

**Bats:** Right; **Throws:** Right; **Height:** 6-1; **Weight:** 180

**Obtained:** Signed as a free agent to a minor league contract, April 5, 2010

Signed by Craig Weissman.

Year	Club	W	L	ERA	G	GS	CG	SHO	SV	IP	H	R	ER	HR	HB	BB	IBB	SO	WP	BK
2010	AZL A's (R)	0	2	5.65	12	0	0	0	2	14.1	13	12	9	1	2	6	0	16	4	0
	Quintana Roo (Mex.)	1	1	4.43	16	0	0	0	0	20.1	21	11	10	2	2	5	1	8	1	0
2011	AZL A's (R)	3	5	5.20	15	13	0	0	0	62.1	83	46	36	6	5	16	0	71	5	0
<b>Minor League Totals</b>		<b>4</b>	<b>8</b>	<b>5.10</b>	<b>43</b>	<b>13</b>	<b>0</b>	<b>2</b>	<b>0</b>	<b>97.0</b>	<b>117</b>	<b>69</b>	<b>55</b>	<b>9</b>	<b>9</b>	<b>27</b>	<b>1</b>	<b>95</b>	<b>10</b>	<b>0</b>

**JOSE MIGUEL AZOR (KERY)**

**RHP**

**Born:** Samana, Dominican Republic, Oct. 12, 1988; **Home:** Samana, Dominican Republic

**Bats:** Right; **Throws:** Right; **Height:** 6-1; **Weight:** 187

**Obtained:** Signed as a free agent to a minor league contract, Aug. 28, 2007

Signed by Angel Eusebio and Raymond Abreu.

Year	Club	W	L	ERA	G	GS	CG	SHO	SV	IP	H	R	ER	HR	HB	BB	IBB	SO	WP	BK
2008	DSL A's-2 (R)	0	2	5.60	14	0	0	0	1	17.2	17	19	11	0	5	21	0	11	6	0
2009	DSL A's-1 (R)	2	3	3.83	14	8	0	0	0	49.1	31	25	21	0	7	33	0	28	10	1
2010	DSL A's-1 (R)	0	1	0.95	6	4	0	0	1	19.0	20	6	2	0	2	5	0	12	1	1
2011	AZL A's (R)	1	4	11.52	17	0	0	0	0	25.0	37	42	32	4	5	27	3	19	11	1
<b>Minor League Totals</b>		<b>3</b>	<b>10</b>	<b>5.35</b>	<b>51</b>	<b>12</b>	<b>9</b>	<b>9</b>	<b>2</b>	<b>111.0</b>	<b>105</b>	<b>92</b>	<b>66</b>	<b>4</b>	<b>19</b>	<b>86</b>	<b>3</b>	<b>70</b>	<b>28</b>	<b>3</b>

**LUIS ENRIQUE BAEZ (PIMENTEL)**

**IF**

**Born:** Bani, Dominican Republic, May 24, 1991; **Home:** Bani, Dominican Republic

**Bats:** Right; **Throws:** Right; **Height:** 6-2; **Weight:** 179

**Obtained:** Signed as a free agent to a minor league contract, April 16, 2008

Signed by Angel Eusebio and Raymond Abreu.

PLAYER DEVELOPMENT

## Organizational Players, continued

Year	Club	AVG.	G	AB	R	H	2B	3B	HR	RBI	SH	SF	HP	BB	SO	SB	CS	SLG	OBP	E
2008	DSL A's-2 (R)	.196	40	112	13	22	3	0	0	7	4	0	0	7	27	4	2	.223	.244	15
2009	DSL A's-1 (R)	.214	29	84	8	18	4	1	1	7	2	0	0	2	26	2	1	.321	.233	8
2010	DSL A's-1 (R)	.282	52	170	24	48	15	1	4	23	3	1	4	8	30	10	5	.453	.328	6
2011	AZL A's (R)	.230	40	152	19	35	7	3	2	14	0	1	1	7	36	2	2	.355	.267	4
<b>Minor League Totals</b>		<b>.237</b>	<b>161</b>	<b>518</b>	<b>64</b>	<b>123</b>	<b>29</b>	<b>5</b>	<b>7</b>	<b>51</b>	<b>9</b>	<b>2</b>	<b>5</b>	<b>24</b>	<b>119</b>	<b>18</b>	<b>10</b>	<b>.353</b>	<b>.277</b>	<b>33</b>

### ANDREW BAILEY

RHP

Goes by "Drew"

**Born:** Christiansburg, Virginia, March 30, 1989; **Home:** Christiansburg, Virginia

**Bats:** Right; **Throws:** Right; **Height:** 6-5; **Weight:** 205

**Obtained:** Selected in the 35th round of the 2010 First-Year Player Draft

Graduated from Christiansburg HS (VA)...attended Concord University...signed by Marcus Cayenne.

Year	Club	W	L	ERA	G	GS	CG	SHO	SV	IP	H	R	ER	HR	HB	BB	IBB	SO	WP	BK
2010	AZL A's (R)	0	0	4.38	7	0	0	0	0	12.1	9	11	6	0	3	11	2	11	1	0
2011	Vermont (A)	5	0	2.34	26	0	0	0	0	42.1	35	17	11	2	4	22	0	37	3	0
<b>Minor League Totals</b>		<b>5</b>	<b>0</b>	<b>2.80</b>	<b>33</b>	<b>0</b>	<b>0</b>	<b>0</b>	<b>0</b>	<b>54.2</b>	<b>44</b>	<b>28</b>	<b>17</b>	<b>2</b>	<b>7</b>	<b>33</b>	<b>2</b>	<b>48</b>	<b>4</b>	<b>0</b>

### TRAVIS JORDAN BANWART

RHP

**Born:** Wichita, Kansas, February 14, 1986; **Home:** Wichita, Kansas

**Bats:** Right; **Throws:** Right; **Height:** 6-4; **Weight:** 220

**Obtained:** Selected in the 4th round of the 2007 First-Year Player Draft

Graduated from Goddard HS (KS)...attended Wichita State University...signed by Jeremy Scheid...named Texas League Pitcher of the Week for August 3-10 and named to the TL Mid-Season All-Star Team in 2009...tied for sixth among all A's minor league pitchers in wins and finished sixth in innings pitched...was named to the 2010 TL Mid-Season All-Star Team...ranked seventh among A's farmhands in ERA, fifth in strikeouts and second in innings pitched...played for the Phoenix Desert Dogs of the Arizona Fall League following the 2010 season...in 2011, ranked fourth among A's minor leaguers in strikeouts, sixth in innings pitched and was tied for eighth in wins...was named PCL Pitcher of the Week for the period ending May 16.

Year	Club	W	L	ERA	G	GS	CG	SHO	SV	IP	H	R	ER	HR	HB	BB	IBB	SO	WP	BK
2007	Kane County (A)	2	1	2.60	12	6	0	0	1	45.0	36	21	13	2	0	10	0	41	2	0
2008	Kane County (A)	2	3	2.38	7	7	1	0	0	41.2	39	15	11	0	1	11	0	41	2	0
	Stockton (A)	2	4	4.45	14	14	0	0	0	58.2	63	35	29	7	0	32	0	54	4	0
2009	Sacramento (AAA)	0	1	10.50	1	1	0	0	0	6.0	11	7	7	0	0	1	0	5	0	0
	Midland (AA)	10	5	4.89	27	27	0	0	0	140.0	165	87	76	13	4	44	1	77	13	0
2010	Midland (AA)	5	5	2.92	14	14	0	0	0	83.1	71	36	27	7	3	31	0	59	4	0
	Sacramento (AAA)	4	2	4.81	15	11	0	0	0	73.0	78	40	39	9	1	29	4	71	3	0
2011	Sacramento (AAA)	9	9	4.63	27	25	0	0	0	149.2	145	87	77	22	3	46	0	120	7	0
<b>Minor League Totals</b>		<b>34</b>	<b>30</b>	<b>4.20</b>	<b>117</b>	<b>105</b>	<b>1</b>	<b>0</b>	<b>1</b>	<b>597.1</b>	<b>608</b>	<b>328</b>	<b>279</b>	<b>60</b>	<b>12</b>	<b>204</b>	<b>5</b>	<b>468</b>	<b>35</b>	<b>0</b>

### JEREMY LEE BARFIELD

OF

**Born:** Houston, Texas, July 12, 1988; **Home:** Scottsdale, Arizona

**Bats:** Right; **Throws:** Left; **Height:** 6-5; **Weight:** 240

**Obtained:** Selected in the 8th round of the 2008 First-Year Player Draft

Graduated from Klein HS (TX)...attended San Jacinto College...signed by Blake Davis...ranked among Northwest League leaders in RBI (T-5th) and doubles (T-10th) in 2008...named to 2009 Midwest League Mid-Season All-Star team...ranked among A's farmhands in 2010 in RBI (3<sup>rd</sup>), hits (T-5<sup>th</sup>), total bases (7<sup>th</sup>) and home runs (7<sup>th</sup>)...was eighth in RBI and 10<sup>th</sup> in hits among A's minor leaguers in 2011.

Year	Club	AVG.	G	AB	R	H	2B	3B	HR	RBI	SH	SF	HP	BB	SO	SB	CS	SLG	OBP	E
2008	Vancouver (A)	.271	69	251	28	68	17	0	3	41	2	1	1	26	42	5	3	.375	.341	5
2009	Kane County (A)	.262	116	404	48	106	23	2	8	52	0	4	4	48	98	1	5	.389	.343	9
2010	Stockton (A)	.272	135	508	72	138	21	1	17	92	1	11	6	52	93	1	1	.417	.340	11
2011	Midland (AA)	.257	131	547	56	127	24	3	11	72	3	3	4	42	90	1	1	.384	.318	7
<b>Minor League Totals</b>		<b>.265</b>	<b>451</b>	<b>1658</b>	<b>204</b>	<b>439</b>	<b>85</b>	<b>6</b>	<b>39</b>	<b>257</b>	<b>6</b>	<b>19</b>	<b>15</b>	<b>168</b>	<b>323</b>	<b>8</b>	<b>10</b>	<b>.394</b>	<b>.334</b>	<b>32</b>

### DONALD EARL BARHAM

LHP

Goes by "Trey"

**Born:** Norfolk, Virginia, November 7, 1985; **Home:** Portsmouth, Virginia

**Bats:** Left; **Throws:** Left; **Height:** 6-0; **Weight:** 225

**Obtained:** Selected in the 25th round of the 2008 First-Year Player Draft

Graduated from Greenbrier Christian Academy (VA)...graduated from Virginia Military Institute...signed by Matt Ranson.

Year	Club	W	L	ERA	G	GS	CG	SHO	SV	IP	H	R	ER	HR	HB	BB	IBB	SO	WP	BK
2008	Vancouver (A)	4	4	3.46	20	7	0	0	0	52.0	51	23	20	1	5	17	0	36	7	0
2009	Kane County (A)	4	1	1.24	28	1	0	0	2	43.2	26	7	6	1	1	11	1	41	1	0
2010	Stockton (A)	3	2	2.77	59	0	0	0	1	68.1	67	30	21	5	3	19	2	56	2	0
2011	Midland (AA)	6	2	2.95	56	0	0	0	1	61.0	58	23	20	5	4	27	2	48	2	0
<b>Minor League Totals</b>		<b>17</b>	<b>9</b>	<b>2.68</b>	<b>163</b>	<b>8</b>	<b>0</b>	<b>0</b>	<b>4</b>	<b>225.0</b>	<b>202</b>	<b>83</b>	<b>67</b>	<b>12</b>	<b>13</b>	<b>74</b>	<b>5</b>	<b>181</b>	<b>12</b>	<b>0</b>

**MICHAEL JOSEPH BENACKA**

**RHP**

**Born:** Chicago, Illinois, August 2, 1982; **Home:** University City, Missouri

**Bats:** Right; **Throws:** Right; **Height:** 6-2; **Weight:** 210

**Obtained:** Signed as a free agent to a minor league contract, July 23, 2008

Graduated from Marian Central Catholic HS...attended Lindenwood University...named to the 2009 Texas League Mid-Season All-Star Team...ranked 10th in saves among A's farmhands in 2010...played for the Phoenix Desert Dogs of the Arizona Fall League following the 2010 season.

Year	Club	W	L	ERA	G	GS	CG	SHO	SV	IP	H	R	ER	HR	HB	BB	IBB	SO	WP	BK
2008	Stockton (A)	4	2	2.39	15	0	0	0	0	26.1	18	8	7	4	3	11	1	37	4	0
2009	Sacramento (AAA)	0	1	1.98	10	0	0	0	0	13.2	6	3	3	0	3	6	0	18	4	0
	Midland (AA)	3	0	2.74	45	0	0	0	4	65.2	52	21	20	0	2	32	2	72	8	0
2010	Sacramento (AAA)	6	2	4.08	40	0	0	0	5	46.1	30	22	21	5	2	39	3	61	9	0
2011	Sacramento (AAA)	0	1	6.35	4	0	0	0	0	5.2	7	6	4	3	0	6	0	4	2	0
	Stockton (A)	1	0	2.84	22	0	0	0	1	31.2	25	11	10	3	1	15	0	30	7	0
<b>Minor League Totals</b>		<b>14</b>	<b>6</b>	<b>3.09</b>	<b>136</b>	<b>0</b>	<b>0</b>	<b>0</b>	<b>10</b>	<b>189.1</b>	<b>138</b>	<b>71</b>	<b>65</b>	<b>15</b>	<b>11</b>	<b>109</b>	<b>6</b>	<b>222</b>	<b>34</b>	<b>0</b>

**BRUCE BILLINGS**

**RHP**

**Born:** San Diego, California, Nov. 18, 1985; **Home:** San Diego, California

**Bats:** Right; **Throws:** Right; **Height:** 6-0; **Weight:** 210

**Obtained:** Acquired from Colorado with a player to be named later for Mark Ellis and cash considerations, June 30, 2011

Graduated from Morse HS (CA)...attended San Diego State University...originally selected by Colorado in the 30th round of the June, 2007 First-Year Player Draft...led the Northwest League in strikeouts and games started in his professional debut in 2007...tossed a no-hitter for Single-A Asheville July 23, 2008 against Lakewood...was a 2010 Texas League Mid-Season All-Star.

Year	Club	W	L	ERA	G	GS	CG	SHO	SV	IP	H	R	ER	HR	HB	BB	IBB	SO	WP	BK
2007	Tri-City (A)	4	2	2.97	15	15	0	0	0	78.2	59	30	26	8	7	16	0	89	2	0
2008	Asheville (A)	9	11	4.13	27	27	2	1	0	161.1	163	85	74	11	5	42	0	144	3	0
2009	Modesto (A)	6	10	4.17	21	20	0	0	0	99.1	91	60	46	10	6	38	0	122	3	0
2010	Tulsa (AA)	11	6	3.28	34	14	0	0	1	109.2	86	40	40	6	6	44	0	101	3	0
2011	OAKLAND	0	0	12.60	3	0	0	0	0	5.0	8	9	7	1	0	6	0	7	0	0
	COLORADO	0	0	4.50	1	0	0	0	0	2.0	5	1	1	0	0	0	0	0	1	0
	Sacramento (AAA)	1	0	4.44	15	2	0	0	0	26.1	22	15	13	1	1	13	0	25	1	0
	Colorado Springs (AAA)	6	2	4.47	29	0	0	0	1	50.1	58	29	25	4	2	21	0	47	2	0
<b>ML Totals</b>		<b>0</b>	<b>0</b>	<b>10.29</b>	<b>4</b>	<b>0</b>	<b>0</b>	<b>0</b>	<b>0</b>	<b>7.0</b>	<b>13</b>	<b>10</b>	<b>8</b>	<b>1</b>	<b>0</b>	<b>6</b>	<b>0</b>	<b>7</b>	<b>1</b>	<b>0</b>
<b>Minor League Totals</b>		<b>37</b>	<b>31</b>	<b>3.84</b>	<b>141</b>	<b>78</b>	<b>2</b>	<b>1</b>	<b>2</b>	<b>525.2</b>	<b>479</b>	<b>259</b>	<b>224</b>	<b>40</b>	<b>27</b>	<b>174</b>	<b>0</b>	<b>528</b>	<b>14</b>	<b>0</b>

**AUSTIN BOOKER**

**IF**

**Born:** Pasadena, California, April 11, 1988; **Home:** Fairfax, Virginia

**Bats:** Left; **Throws:** Right; **Height:** 5-10; **Weight:** 167

**Obtained:** Selected in the 33<sup>rd</sup> round of the 2011 First-Year Player Draft

Graduated from James W. Robinson Secondary (VA)...graduated from the University of California, Berkeley...signed by Jermaine Clark.

Year	Club	AVG.	G	AB	R	H	2B	3B	HR	RBI	SH	SF	HP	BB	SO	SB	CS	SLG	OBP	E
2011	AZL A's (R)	.250	19	56	7	14	0	0	0	3	1	0	0	3	11	2	0	.250	.288	6
<b>Minor League Totals</b>		<b>.250</b>	<b>19</b>	<b>56</b>	<b>7</b>	<b>14</b>	<b>0</b>	<b>0</b>	<b>0</b>	<b>3</b>	<b>1</b>	<b>0</b>	<b>0</b>	<b>3</b>	<b>11</b>	<b>2</b>	<b>0</b>	<b>.250</b>	<b>.288</b>	<b>6</b>

**SHANE NICHOLAS BORAS**

**IF**

**Born:** Newport Coast, California, Nov. 24, 1989; **Home:** Newport Coast, California

**Bats:** Switch; **Throws:** Right; **Height:** 5-9; **Weight:** 160

**Obtained:** Selected in the 39<sup>th</sup> round of the 2011 First-Year Player Draft

Graduated from JSerra Catholic HS (CA)...attended the University of Southern California...is the son of agent Scott Boras.

PLAYER DEVELOPMENT

## Organizational Players, continued

Year	Club	AVG.	G	AB	R	H	2B	3B	HR	RBI	SH	SF	HP	BB	SO	SB	CS	SLG	OBP	E
2011	AZL A's (R)	.224	18	49	3	11	2	0	0	6	0	0	0	3	7	1	0	.265	.269	2
<b>Minor League Totals</b>		<b>.224</b>	<b>18</b>	<b>49</b>	<b>3</b>	<b>11</b>	<b>2</b>	<b>0</b>	<b>0</b>	<b>6</b>	<b>0</b>	<b>0</b>	<b>0</b>	<b>3</b>	<b>7</b>	<b>1</b>	<b>0</b>	<b>.265</b>	<b>.269</b>	<b>2</b>

### CHRISTOPHER MICHAEL BOSTICK

IF

**Born:** Rochester, New York, March 24, 1993; **Home:** Rochester, New York

**Bats:** Right; **Throws:** Right; **Height:** 5-10; **Weight:** 175

**Obtained:** Selected in the 44<sup>th</sup> round of the 2011 First-Year Player Draft

Graduated from the Aquinas Institute (NY)...signed by Matt Higginson.

Year	Club	AVG.	G	AB	R	H	2B	3B	HR	RBI	SH	SF	HP	BB	SO	SB	CS	SLG	OBP	E
2011	AZL A's (R)	.442	14	52	13	23	6	1	1	5	1	0	1	3	12	4	0	.654	.482	3
<b>Minor League Totals</b>		<b>.442</b>	<b>14</b>	<b>52</b>	<b>13</b>	<b>23</b>	<b>6</b>	<b>1</b>	<b>1</b>	<b>5</b>	<b>1</b>	<b>0</b>	<b>1</b>	<b>3</b>	<b>12</b>	<b>4</b>	<b>0</b>	<b>.654</b>	<b>.482</b>	<b>3</b>

### JOSH C. BOWMAN

RHP

**Born:** St. Petersburg, Florida, Sept. 9, 1988; **Home:** St. Petersburg, Florida

**Bats:** Right; **Throws:** Right; **Height:** 6-2; **Weight:** 210

**Obtained:** Selected in the 10<sup>th</sup> round of the 2010 First-Year Player Draft

Graduated from Northeast HS (FL)...attended the University of Tampa...named to the CoSIDA ESPN The Magazine Academic All-District first team as a sophomore...signed by Trevor Schaffer...ranked fourth among A's farmhands in innings in 2011, sixth in ERA and 10<sup>th</sup> in strikeouts.

Year	Club	W	L	ERA	G	GS	CG	SHO	SV	IP	H	R	ER	HR	HB	BB	IBB	SO	WP	BK
2010	AZL A's (R)	0	0	0.00	1	0	0	0	0	1.0	0	0	0	0	0	0	0	2	0	0
	Vancouver (A)	0	2	3.74	14	0	0	0	0	21.2	29	16	9	2	2	5	1	23	2	0
2011	Burlington (A)	8	6	3.55	28	28	0	0	0	154.2	148	74	61	9	7	44	0	98	8	2
<b>Minor League Totals</b>		<b>8</b>	<b>8</b>	<b>3.55</b>	<b>43</b>	<b>28</b>	<b>0</b>	<b>0</b>	<b>0</b>	<b>177.1</b>	<b>177</b>	<b>90</b>	<b>70</b>	<b>11</b>	<b>9</b>	<b>49</b>	<b>1</b>	<b>123</b>	<b>10</b>	<b>2</b>

### JACOB BROWN

LHP

**Born:** Baltimore, Maryland, Dec. 28, 1986; **Home:** Forest Hill, Missouri

**Bats:** Right; **Throws:** Left; **Height:** 6-2; **Weight:** 215

**Obtained:** Selected in the 26<sup>th</sup> round of the 2010 First-Year Player Draft

Graduated from North Harford HS (MD)...attended Pitt CC...attended Georgia Southern University...signed by Matt Ranson...in 2011, ranked seventh among A's farmhands in innings pitched, tied for eighth in wins and was 10<sup>th</sup> in ERA.

Year	Club	W	L	ERA	G	GS	CG	SHO	SV	IP	H	R	ER	HR	HB	BB	IBB	SO	WP	BK
2010	Vancouver (A)	2	3	1.82	19	0	0	0	0	29.2	24	9	6	0	0	5	0	31	2	0
2011	Stockton (A)	5	7	5.55	20	18	0	0	1	99.0	123	77	61	16	2	19	0	53	3	1
	Burlington (A)	4	0	1.62	8	7	0	0	0	50.0	36	14	9	1	2	6	0	39	1	0
<b>Minor League Totals</b>		<b>11</b>	<b>10</b>	<b>3.83</b>	<b>47</b>	<b>25</b>	<b>0</b>	<b>0</b>	<b>1</b>	<b>178.2</b>	<b>183</b>	<b>100</b>	<b>76</b>	<b>17</b>	<b>4</b>	<b>30</b>	<b>0</b>	<b>123</b>	<b>6</b>	<b>1</b>

### YORDY BASILLO CABRERA

IF

**Born:** Santo Domingo, Dominican Republic, Sept. 3, 1990; **Home:** Lakeland, Florida

**Bats:** Right; **Throws:** Right; **Height:** 6-2; **Weight:** 207

**Obtained:** Selected in the 2<sup>nd</sup> round of the 2010 First-Year Player Draft

Graduated from Lakeland SR HS (FL)...signed by Trevor Schaffer...played for the Leones de Ponce of the Puerto Rico Winter League following the 2010 season...in 2011, was named a ML Mid-Season All-Star and was tied for third among A's farmhands in triples and ranked eighth in stolen bases.

Year	Club	AVG.	G	AB	R	H	2B	3B	HR	RBI	SH	SF	HP	BB	SO	SB	CS	SLG	OBP	E
2010	AZL A's (R)	.188	5	16	3	3	1	0	0	0	0	0	0	4	5	0	0	.250	.350	0
2011	Burlington (A)	.231	101	359	59	83	21	5	6	47	0	6	5	31	110	23	6	.368	.297	38
<b>Minor League Totals</b>		<b>.229</b>	<b>106</b>	<b>375</b>	<b>62</b>	<b>86</b>	<b>22</b>	<b>5</b>	<b>6</b>	<b>47</b>	<b>0</b>	<b>6</b>	<b>5</b>	<b>35</b>	<b>115</b>	<b>23</b>	<b>6</b>	<b>.363</b>	<b>.299</b>	<b>38</b>

### ANTHONY GUERINO SALVATORE CAPRA

LHP

**Born:** Wheat Ridge, Colorado, April 3, 1987; **Home:** Arvada, Colorado

**Bats:** Left; **Throws:** Left; **Height:** 6-1; **Weight:** 215

**Obtained:** Selected in the 4<sup>th</sup> round of the 2008 First-Year Player Draft

Graduated from Arvada West HS (CO)...attended Wichita State University...signed by Yancy Ayres...named Midwest League Pitcher of the Week for the period ending July 13, 2009...ranked third among all A's minor leaguers in ERA, first in strikeouts and tied for third in innings pitched in 2009...ranked among Texas League leaders in games started (T-1<sup>st</sup>), opponents batting average (3<sup>rd</sup>) and strikeouts (3<sup>rd</sup>) in 2010...also ranked among A's farmhands in ERA (10<sup>th</sup>), strikeouts (6<sup>th</sup>) and innings pitched (9<sup>th</sup>)...played for the Phoenix Desert Dogs of the Arizona Fall League following the 2011 season.

Year	Club	W	L	ERA	G	GS	CG	SHO	SV	IP	H	R	ER	HR	HB	BB	IBB	SO	WP	BK
2008	Kane County (A)	4	3	4.22	10	10	0	0	0	49.0	48	25	23	3	2	22	0	39	6	0
2009	Kane County (A)	4	7	3.24	18	18	0	0	0	100.0	70	39	36	9	3	40	0	103	14	0
	Stockton (A)	2	2	3.12	9	9	0	0	0	52.0	42	24	18	6	2	21	0	67	4	1
2010	Midland (AA)	6	13	4.27	28	28	0	0	0	130.2	120	72	62	9	6	89	0	118	15	0
2011	Sacramento (AAA)	1	0	1.80	1	1	0	0	0	5.0	3	1	1	0	0	3	0	4	0	0
	Midland (AA)	1	7	5.36	20	20	0	0	0	97.1	106	67	58	8	6	54	1	82	12	0
	AZL A's (R)	0	0	0.00	1	1	0	0	0	5.0	1	0	0	0	0	0	0	3	0	0
<b>Minor League Totals</b>		<b>18</b>	<b>32</b>	<b>4.06</b>	<b>87</b>	<b>87</b>	<b>0</b>	<b>0</b>	<b>0</b>	<b>439.0</b>	<b>390</b>	<b>228</b>	<b>198</b>	<b>35</b>	<b>19</b>	<b>229</b>	<b>1</b>	<b>416</b>	<b>51</b>	<b>1</b>

### LOGAN T. CHITWOOD

RHP

**Born:** Kilgore, Texas, March 28, 1989; **Home:** Kilgore, Texas

**Bats:** Right; **Throws:** Right; **Height:** 6-1; **Weight:** 195

**Obtained:** Selected in the 19th round of the 2010 First-Year Player Draft

Graduated from Kilgore HS (TX)...attended Navarro JC...attended the University of Tennessee at Tyler...signed by Armann Brown.

Year	Club	W	L	ERA	G	GS	CG	SHO	SV	IP	H	R	ER	HR	HB	BB	IBB	SO	WP	BK
2010	AZL A's (R)	0	0	2.84	6	0	0	0	1	6.1	3	3	2	0	0	3	0	10	4	0
	Vancouver (A)	1	1	4.66	9	0	0	0	1	9.2	12	5	5	1	1	4	0	6	1	0
2011	Vermont (A)	2	0	4.18	19	0	0	0	0	32.1	34	17	15	1	2	10	0	26	3	0
<b>Minor League Totals</b>		<b>3</b>	<b>1</b>	<b>4.10</b>	<b>34</b>	<b>0</b>	<b>0</b>	<b>0</b>	<b>2</b>	<b>48.1</b>	<b>49</b>	<b>25</b>	<b>22</b>	<b>2</b>	<b>3</b>	<b>17</b>	<b>0</b>	<b>42</b>	<b>8</b>	<b>0</b>

### ANDREW JORDAN COLE

RHP

Goes by "A.J."

**Born:** Winter Springs, Florida, January 1, 1992; **Home:** Winter Springs, Florida

**Bats:** Right; **Throws:** Right; **Height:** 6-4; **Weight:** 181

**Obtained:** Acquired with Brad Peacock, Tom Milone and Derek Norris from Washington for Gio Gonzalez and Rob Gilliam, December 23, 2011

Graduated from Oviedo HS (FL)...originally drafted by Washington in the 4<sup>th</sup> round of the June, 2010 First-Year Player Draft...signed by Paul Tinnell (Washington).

Year	Club	W	L	ERA	G	GS	CG	SHO	SV	IP	H	R	ER	HR	HB	BB	IBB	SO	WP	BK
2010	Vermont (A)	0	0	0.00	1	0	0	0	0	1.0	1	0	0	0	0	1	0	1	0	0
2011	Hagerstown (A)	4	7	4.04	20	18	0	0	0	89.0	87	47	40	6	2	24	0	108	7	0
<b>Minor League Totals</b>		<b>4</b>	<b>7</b>	<b>4.00</b>	<b>21</b>	<b>18</b>	<b>0</b>	<b>0</b>	<b>0</b>	<b>90.0</b>	<b>88</b>	<b>47</b>	<b>40</b>	<b>6</b>	<b>2</b>	<b>25</b>	<b>0</b>	<b>109</b>	<b>7</b>	<b>0</b>

### DUSTIN MICHAEL COLEMAN

IF

Goes by "Dusty"

**Born:** Sioux Falls, South Dakota, April 20, 1987; **Home:** Sioux Falls, South Dakota

**Bats:** Right; **Throws:** Right; **Height:** 6-2; **Weight:** 205

**Obtained:** Selected in the 28th round of the 2008 First-Year Player Draft

Graduated from O'Gorman HS (SD)...attended Wichita State University...signed by Yancy Ayres...named to the 2009 Midwest League Mid-Season All-Star team...ranked ninth in stolen bases, tied for third in triples and 10<sup>th</sup> in extra-base hits and runs scored among all A's minor leaguers in 2009...in 2011, was named California League Player of the Week for the period ending July 4...also ranked fifth in runs scored and doubles, sixth in extra-base hits, eighth in total bases and ninth in stolen bases among A's farmhands...played for the Phoenix Desert Dogs of the Arizona Fall League following the 2011 season.

Year	Club	AVG.	G	AB	R	H	2B	3B	HR	RBI	SH	SF	HP	BB	SO	SB	CS	SLG	OBP	E	
2008	AZL A's (R)	.222	7	27	4	6	0	0	1	5	0	0	1	2	10	1	1	.333	.300	2	
	Vancouver (A)	.319	19	72	13	23	8	1	0	6	2	0	0	4	26	1	0	.458	.355	3	
2009	Kane County (A)	.254	93	346	56	88	22	4	8	42	0	0	8	40	115	18	8	.410	.345	24	
	Stockton (A)	.220	26	100	14	22	4	2	1	8	0	0	2	10	39	2	2	.330	.304	4	
2010	(Injured – Did Not Play)																				
2011	Sacramento (AAA)	.333	10	36	5	12	3	0	0	4	0	0	0	1	14	0	2	.417	.351	0	
	Stockton (A)	.240	120	462	71	111	27	4	15	66	3	5	6	46	171	21	4	.413	.314	30	
<b>Minor League Totals</b>		<b>.251</b>	<b>275</b>	<b>1043</b>	<b>163</b>	<b>262</b>	<b>64</b>	<b>11</b>	<b>25</b>	<b>131</b>	<b>5</b>	<b>5</b>	<b>17</b>	<b>103</b>	<b>375</b>	<b>43</b>	<b>17</b>	<b>.406</b>	<b>.327</b>	<b>63</b>	

## Organizational Players, continued

### ROYCE MICHAEL THOMAS CONSIGLI

OF

Goes by "Rory"

**Born:** Welland, Ontario, September 7, 1991; **Home:** Niagra Falls, New York

**Bats:** Left; **Throws:** Right; **Height:** 6-2; **Weight:** 210

**Obtained:** Selected in the 30<sup>th</sup> round of the 2009 First-Year Player Draft

Attended Notre Dame College HS...signed by Matt Higginson...was named to the Arizona League Post-Season All-Star team in 2010...finished third in the AL in batting average and tied for fourth in on-base percentage in 2010...in 2011, was tied for third among A's minor leaguers in triples and was eighth in walks.

Year	Club	AVG.	G	AB	R	H	2B	3B	HR	RBI	SH	SF	HP	BB	SO	SB	CS	SLG	OBP	E
2009	AZL A's (R)	.202	26	94	14	19	3	1	0	13	1	0	2	16	20	3	0	.255	.330	5
2010	AZL A's (R)	.340	41	156	25	53	12	4	1	31	0	4	0	20	33	4	3	.487	.406	3
2011	Burlington (A)	.247	127	474	60	117	18	5	7	49	1	2	5	59	83	16	9	.350	.335	3
<b>Minor League Totals</b>		<b>.261</b>	<b>194</b>	<b>724</b>	<b>99</b>	<b>189</b>	<b>33</b>	<b>10</b>	<b>8</b>	<b>93</b>	<b>2</b>	<b>6</b>	<b>7</b>	<b>95</b>	<b>136</b>	<b>23</b>	<b>12</b>	<b>.367</b>	<b>.350</b>	<b>11</b>

### FRANKLIN CONTRERAS (VALDEZ)

IF

**Born:** Bani, Dominican Republic, June 10, 1990; **Home:** Bani, Dominican Republic

**Bats:** Right; **Throws:** Right; **Height:** 6-1; **Weight:** 160

**Obtained:** Signed as a free agent to a minor league contract, Nov. 28, 2007

Signed by Angel Eusebio and Raymond Abreu.

Year	Club	AVG.	G	AB	R	H	2B	3B	HR	RBI	SH	SF	HP	BB	SO	SB	CS	SLG	OBP	E
2008	DSL A's (R)	.172	50	145	12	25	4	4	0	19	0	5	1	23	32	5	2	.255	.282	19
2009	DSL A's (R)	.157	15	51	8	8	1	1	0	1	0	0	0	5	15	4	1	.216	.232	7
2010	DSL A's (R)	.284	25	67	10	19	3	1	2	11	0	0	0	13	10	4	1	.448	.400	5
2011	AZL A's (R)	.169	24	65	6	11	4	0	0	5	1	1	0	5	23	1	0	.231	.225	8
<b>Minor League Totals</b>		<b>.192</b>	<b>114</b>	<b>328</b>	<b>36</b>	<b>63</b>	<b>12</b>	<b>6</b>	<b>2</b>	<b>36</b>	<b>1</b>	<b>6</b>	<b>1</b>	<b>46</b>	<b>80</b>	<b>14</b>	<b>4</b>	<b>.284</b>	<b>.289</b>	<b>39</b>

### JOSE CRISOTOMO (DIAZ)

OF

**Born:** San Pedro Macoris, Dominican Republic, April 20, 1989; **Home:** San Pedro Macoris, Dominican Republic

**Bats:** Left; **Throws:** Left; **Height:** 6-1; **Weight:** 185

**Obtained:** Signed as a non-drafted free agent, September 4, 2006

Signed by Amaury Reyes...was named Midwest League Player of the Week for the period ending August 15 in 2011.

Year	Club	AVG.	G	AB	R	H	2B	3B	HR	RBI	SH	SF	HP	BB	SO	SB	CS	SLG	OBP	E
2007	DSL A's-1 (R)	.247	52	166	30	41	7	2	3	31	2	1	2	32	25	13	8	.367	.373	2
2008	DSL A's-1 (R)	.400	3	10	5	4	2	0	0	1	0	0	0	2	2	0	0	.600	.500	0
	AZL A's (R)	.308	28	104	17	32	5	3	0	9	0	1	0	13	24	8	6	.413	.381	3
2009	Vancouver (A)	.297	47	158	23	47	5	0	0	16	2	1	1	15	25	4	4	.329	.360	4
2010	Stockton (A)	.192	9	26	1	5	0	0	0	2	0	0	0	1	4	0	1	.192	.222	0
	Vancouver (A)	.267	13	45	4	12	0	0	0	4	1	0	0	1	9	1	2	.267	.283	0
	Kane County (A)	.260	49	173	23	45	4	2	0	25	9	0	0	10	17	6	4	.306	.301	2
2011	Burlington (A)	.325	46	169	19	55	9	2	3	20	1	3	1	12	22	7	5	.456	.368	2
<b>Minor League Totals</b>		<b>.283</b>	<b>247</b>	<b>851</b>	<b>122</b>	<b>241</b>	<b>32</b>	<b>9</b>	<b>6</b>	<b>108</b>	<b>15</b>	<b>6</b>	<b>4</b>	<b>86</b>	<b>128</b>	<b>39</b>	<b>30</b>	<b>.363</b>	<b>.350</b>	<b>13</b>

### ROBERT T. CROCKER

OF

Goes by "Bobby"

**Born:** Soquel, California, May 1, 1990; **Home:** Aromas, California

**Bats:** Right; **Throws:** Right; **Height:** 6-3; **Weight:** 225

**Obtained:** Selected in the 4<sup>th</sup> round of the 2011 First-Year Player Draft

Graduated from Aptos HS (CA)...attended Cal Poly, San Luis Obispo...was named First Team All-Big West Conference in 2011...signed by JT Stotts...originally drafted by Oakland in the 38<sup>th</sup> round of the June, 2008 First-Year Player Draft but did not sign.

Year	Club	AVG.	G	AB	R	H	2B	3B	HR	RBI	SH	SF	HP	BB	SO	SB	CS	SLG	OBP	E
2011	Vermont (A)	.322	32	118	19	38	5	0	3	15	1	1	1	8	22	6	1	.441	.367	1
	AZL A's (R)	.261	24	88	14	23	4	3	0	4	0	0	2	5	22	2	2	.375	.316	0
<b>Minor League Totals</b>		<b>.296</b>	<b>56</b>	<b>224</b>	<b>33</b>	<b>61</b>	<b>9</b>	<b>3</b>	<b>3</b>	<b>19</b>	<b>1</b>	<b>1</b>	<b>3</b>	<b>13</b>	<b>44</b>	<b>8</b>	<b>3</b>	<b>.413</b>	<b>.345</b>	<b>1</b>

### CONNOR RICHARD CRUMBLISS

IF

**Born:** Wellington, Kansas, April 19, 1987; **Home:** Arkansas City, Kansas

**Bats:** Left; **Throws:** Right; **Height:** 5-8; **Weight:** 170

**Obtained:** Selected in the 30<sup>th</sup> round of the 2009 First-Year Player Draft

Graduated from Arkansas City HS...attended Emporia State University...signed by Yancy Ayres...in 2010, led the Midwest League in walks and runs scored and finished second in on-base percentage...ranked among A's farmhands in hits (T-8<sup>th</sup>), walks (1<sup>st</sup>), stolen bases (T-4<sup>th</sup>), runs scored (4<sup>th</sup>), doubles (T-6<sup>th</sup>) and on-base percentage (1<sup>st</sup>)...in 2011, ranked first among A's minor leaguers in walks, third in on-base percentage, tied for sixth in stolen bases and eighth in runs scored.

Year	Club	AVG.	G	AB	R	H	2B	3B	HR	RBI	SH	SF	HP	BB	SO	SB	CS	SLG	OBP	E
2009	Vancouver (A)	.293	57	205	40	60	9	4	2	25	2	4	1	49	28	11	2	.405	.425	7
	Kane County (A)	.280	14	50	11	14	4	1	0	3	1	0	3	11	9	2	1	.400	.438	2
2010	Kane County (A)	.271	134	491	95	133	30	2	5	56	5	6	6	126	92	24	8	.371	.421	11
2011	Stockton (A)	.268	120	426	75	114	18	4	7	52	10	5	5	96	85	24	7	.378	.404	14
<b>Minor League Totals</b>		<b>.274</b>	<b>325</b>	<b>1172</b>	<b>221</b>	<b>321</b>	<b>61</b>	<b>11</b>	<b>14</b>	<b>136</b>	<b>18</b>	<b>15</b>	<b>15</b>	<b>282</b>	<b>214</b>	<b>61</b>	<b>18</b>	<b>.381</b>	<b>.416</b>	<b>34</b>

**FERNAND JULIO CRUZADO (JIMENEZ)**

**RHP**

**Born:** Higüey, Dominican Republic, Oct. 25, 1989; **Home:** Higüey, Dominican Republic

**Bats:** Right; **Throws:** Right; **Height:** 6-2; **Weight:** 200

**Obtained:** Signed as a free agent to a minor league contract, July 2, 2007

Signed by Angel Eusebio and Raymond Abreu.

Year	Club	W	L	ERA	G	GS	CG	SHO	SV	IP	H	R	ER	HR	HB	BB	IBB	SO	WP	BK
2008	DSL A's (R)	0	0	18.00	1	0	0	0	0	1.0	3	3	2	0	0	0	0	1	0	0
2009	DSL A's (R)	0	0	0.00	1	0	0	0	0	1.0	0	0	0	0	0	1	2	0	0	0
2010	DSL A's (R)	1	5	5.98	17	6	0	2	43.2	42	34	29	3	7	25	0	30	6	0	
2011	DSL A's (R)	3	2	3.83	13	9	0	0	47.0	55	27	20	2	4	16	1	35	7	0	
<b>Minor League Totals</b>		<b>4</b>	<b>7</b>	<b>4.95</b>	<b>32</b>	<b>15</b>	<b>0</b>	<b>2</b>	<b>92.2</b>	<b>100</b>	<b>64</b>	<b>51</b>	<b>5</b>	<b>12</b>	<b>43</b>	<b>1</b>	<b>66</b>	<b>13</b>	<b>0</b>	

Year	Club	AVG.	G	AB	R	H	2B	3B	HR	RBI	SH	SF	HP	BB	SO	SB	CS	SLG	OBP	E
2008	DSL A's (R)	.176	29	68	4	12	3	1	0	5	0	0	2	5	18	0	1	.250	.253	2
2009	DSL A's (R)	.212	11	33	5	7	0	0	1	5	0	0	2	2	8	1	1	.303	.297	2
<b>Minor League Totals</b>		<b>.188</b>	<b>40</b>	<b>101</b>	<b>9</b>	<b>19</b>	<b>3</b>	<b>1</b>	<b>1</b>	<b>10</b>	<b>0</b>	<b>0</b>	<b>4</b>	<b>7</b>	<b>26</b>	<b>1</b>	<b>2</b>	<b>.267</b>	<b>.268</b>	<b>4</b>

**GARY L. DALEY, JR.**

**RHP**

**Born:** Grass Valley, California, Nov. 1, 1985; **Home:** Grass Valley, California

**Bats:** Right; **Throws:** Right; **Height:** 6-3; **Weight:** 205

**Obtained:** Signed as a free agent to a minor league contract, August 13, 2010

Graduated from Nevada Union HS (CA)...attended Cal Poly, San Luis Obispo...was originally selected by St. Louis in the 3<sup>rd</sup> round of the June, 2006 First-Year Player Draft...ranked sixth among qualifying Cardinals minor league pitchers in ERA in 2006...pitched for the Surprise Rafter in the Arizona Fall League following the 2009 season...was released by St. Louis on July 22, 2010...in 2011, was named Texas League Pitcher of the Week for the period ending June 27...was also tied for sixth among A's farmhands in wins and was eighth in strikeouts and innings pitched.

Year	Club	W	L	ERA	G	GS	CG	SHO	SV	IP	H	R	ER	HR	HB	BB	IBB	SO	WP	BK
2006	State College (A)	5	6	3.28	15	14	0	0	0	74.0	76	37	27	0	3	32	0	64	4	1
2007	Palm Beach (A)	3	3	4.94	12	12	0	0	0	58.1	57	37	32	3	6	44	0	39	3	0
	GCL Cardinals (R)	0	2	15.43	5	4	0	0	0	14.0	18	28	24	0	11	18	0	14	10	0
2008	Palm Beach (A)	0	0	6.75	4	0	0	0	0	2.2	1	2	2	0	5	4	0	1	2	0
	GCL Cardinals (R)	0	5	24.39	17	11	0	0	0	10.1	15	34	28	0	9	32	0	5	19	0
2009	Quad Cities (A)	4	3	6.93	32	10	0	0	0	76.2	89	65	59	7	6	51	0	72	12	0
	Springfield (AA)	0	2	4.76	9	0	0	0	0	11.1	9	6	6	1	1	7	0	7	3	0
2010	Springfield (AA)	3	11	6.70	20	18	0	0	0	88.2	117	81	66	10	18	53	2	62	6	0
	Midland (AA)	0	0	19.29	2	0	0	0	0	2.1	5	5	5	0	0	0	0	1	1	0
2011	Sacramento (AAA)	1	1	8.00	2	2	0	0	0	9.0	11	9	8	2	4	5	0	1	0	0
	Midland (AA)	6	7	5.18	20	19	0	0	0	106.0	121	72	61	5	14	50	1	78	14	1
	Stockton (A)	3	0	3.21	6	6	0	0	0	33.2	28	16	12	4	1	12	0	22	3	0
<b>Minor League Totals</b>		<b>25</b>	<b>40</b>	<b>6.10</b>	<b>144</b>	<b>96</b>	<b>0</b>	<b>0</b>	<b>0</b>	<b>487.0</b>	<b>547</b>	<b>392</b>	<b>330</b>	<b>32</b>	<b>78</b>	<b>313</b>	<b>4</b>	<b>366</b>	<b>77</b>	<b>2</b>

Year	Club	AVG.	G	AB	R	H	2B	3B	HR	RBI	SH	SF	HP	BB	SO	SB	CS	SLG	OBP	E
2009	Springfield (AA)	.000	5	0	0	0	0	0	0	0	0	0	0	0	1	0	0	.000	.000	-
2010	Springfield (AA)	.273	7	11	2	3	0	0	1	2	0	0	0	1	5	0	0	.545	.333	-
<b>Minor League Totals</b>		<b>.250</b>	<b>12</b>	<b>12</b>	<b>2</b>	<b>3</b>	<b>0</b>	<b>0</b>	<b>1</b>	<b>2</b>	<b>0</b>	<b>0</b>	<b>0</b>	<b>1</b>	<b>6</b>	<b>0</b>	<b>0</b>	<b>.500</b>	<b>.308</b>	<b>-</b>

**RASHUN DEONTE DIXON**

**OF**

**Born:** Jackson, Mississippi, August 27, 1990; **Home:** Madison, Mississippi

**Bats:** Right; **Throws:** Right; **Height:** 6-2; **Weight:** 230

**Obtained:** Selected in the 10th round of the 2008 First-Year Player Draft

Graduated from Terry HS (MS)...signed by Kelcey Mucker...ranked among Arizona League leaders in triples (T-1st), RBI (T-2nd) and home runs (3rd) in 2008...in 2011, was tied for third among A's farmhands in triples and ranked ninth in runs scored.



## Organizational Players, continued

Year	Club	AVG.	G	AB	R	H	2B	3B	HR	RBI	SH	SF	HP	BB	SO	SB	CS	SLG	OBP	E
2008	AZL A's (R)	.263	45	179	32	47	3	10	8	42	0	3	1	18	68	5	2	.525	.328	2
2009	Vancouver (A)	.214	57	196	25	42	7	0	2	16	0	2	2	23	73	6	4	.281	.300	1
2010	Kane County (A)	.275	119	444	69	122	18	3	8	54	0	2	11	58	135	9	7	.383	.371	4
2011	Stockton (A)	.243	125	456	74	111	19	5	11	47	0	2	3	47	135	3	5	.379	.317	6
<b>Minor League Totals</b>		<b>.253</b>	<b>346</b>	<b>1275</b>	<b>200</b>	<b>322</b>	<b>47</b>	<b>18</b>	<b>29</b>	<b>159</b>	<b>0</b>	<b>9</b>	<b>17</b>	<b>146</b>	<b>411</b>	<b>23</b>	<b>18</b>	<b>.386</b>	<b>.335</b>	<b>13</b>

### RYAN SCOTT DOOLITTLE

RHP

**Born:** Plattsburg, New York, March 25, 1988; **Home:** Tabernacle, New Jersey

**Bats:** Right; **Throws:** Right; **Height:** 6-3; **Weight:** 200

**Obtained:** Selected in the 26th round of the 2008 First-Year Player Draft

Graduated from Seneca HS (NJ)...attended Cumberland County College...signed by Marc Sauer...was named California League Pitcher of the Week for the period ending April 18 in 2011.

Year	Club	W	L	ERA	G	GS	CG	SHO	SV	IP	H	R	ER	HR	HB	BB	IBB	SO	WP	BK	
2008	AZL A's (R)	2	3	4.44	14	7	0	0	0	46.2	50	28	23	2	2	10	0	36	3	0	
2009		(Injured – Did Not Play)																			
2010	Vancouver (A)	2	0	0.00	6	0	0	0	0	16.0	7	3	0	0	0	1	0	18	0	0	
	Kane County (A)	0	0	4.07	18	0	0	0	2	24.1	34	11	11	3	2	1	1	19	1	0	
2011	Stockton (A)	3	0	2.21	5	2	0	0	1	20.1	17	5	5	1	1	3	0	24	0	0	
	AZL A's (R)	0	2	13.50	4	1	0	0	0	4.2	14	7	7	1	0	0	0	7	0	0	
<b>Minor League Totals</b>		<b>7</b>	<b>5</b>	<b>3.70</b>	<b>47</b>	<b>10</b>	<b>0</b>	<b>0</b>	<b>3</b>	<b>112.0</b>	<b>122</b>	<b>54</b>	<b>46</b>	<b>7</b>	<b>5</b>	<b>15</b>	<b>1</b>	<b>104</b>	<b>4</b>	<b>0</b>	

### OMAR DURAN (CASTILLO)

LHP

**Born:** San Francisco De Macoris, Dominican Republic, Feb. 26, 1990; **Home:** San Francisco De Macoris, Dominican Republic

**Bats:** Left; **Throws:** Left; **Height:** 6-3; **Weight:** 220

**Obtained:** Signed as a non-drafted free agent, November 28, 2007

Signed by Raymond Abreu...was named to the Arizona League Post-Season All-Star team in 2010.

Year	Club	W	L	ERA	G	GS	CG	SHO	SV	IP	H	R	ER	HR	HB	BB	IBB	SO	WP	BK
2008	DSL A's-2 (R)	1	4	5.71	11	9	0	0	0	34.2	29	24	22	0	5	34	1	37	9	1
2009	AZL A's (R)	1	1	5.40	12	1	0	0	0	15.0	14	17	9	0	3	11	0	21	5	3
	DSL A's (R)	0	0	1.00	3	1	0	0	0	9.0	2	2	1	0	0	3	0	14	6	1
2010	AZL A's (R)	3	1	2.01	14	2	0	0	0	40.1	33	20	9	0	4	17	0	54	10	1
2011	Stockton (A)	0	0	1.42	4	0	0	0	0	6.1	2	1	1	0	0	5	0	3	1	1
	Vermont (A)	0	1	4.00	7	0	0	0	0	9.0	8	6	4	0	2	7	0	11	0	0
	AZL A's (R)	1	0	1.50	8	0	0	0	1	18.0	11	6	3	0	1	5	0	16	3	1
<b>Minor League Totals</b>		<b>6</b>	<b>7</b>	<b>3.33</b>	<b>59</b>	<b>13</b>	<b>0</b>	<b>0</b>	<b>1</b>	<b>132.1</b>	<b>99</b>	<b>76</b>	<b>49</b>	<b>0</b>	<b>15</b>	<b>82</b>	<b>1</b>	<b>156</b>	<b>34</b>	<b>7</b>

### NATE EPPLEY

RHP

**Born:** Harrisburg, Pennsylvania, Oct. 28, 1988; **Home:** Dillsburg, Pennsylvania

**Bats:** Right; **Throws:** Right; **Height:** 6-7; **Weight:** 205

**Obtained:** Selected in the 29th round of the 2011 First-Year Player Draft

Graduated from Northern HS (PA)...graduated from Rider University...signed by Marc Sauer.

Year	Club	W	L	ERA	G	GS	CG	SHO	SV	IP	H	R	ER	HR	HB	BB	IBB	SO	WP	BK
2011	AZL A's (R)	0	0	3.58	18	0	0	0	2	27.2	31	16	11	1	5	9	0	23	1	0
<b>Minor League Totals</b>		<b>0</b>	<b>0</b>	<b>3.58</b>	<b>18</b>	<b>0</b>	<b>0</b>	<b>0</b>	<b>2</b>	<b>27.2</b>	<b>31</b>	<b>16</b>	<b>11</b>	<b>1</b>	<b>5</b>	<b>9</b>	<b>0</b>	<b>23</b>	<b>1</b>	<b>0</b>

### MICHAEL JOHN FABIASCHI

IF

**Born:** Torrington, Connecticut, August 17, 1988; **Home:** Torrington, Connecticut

**Bats:** Right; **Throws:** Right; **Height:** 5-11; **Weight:** 200

**Obtained:** Selected in the 38th round of the 2010 First-Year Player Draft

Graduated from Torrington HS (CT)...attended James Madison University...named first-team All-Colonial Athletic Association as a junior...signed by Neil Avent.

Year	Club	AVG.	G	AB	R	H	2B	3B	HR	RBI	SH	SF	HP	BB	SO	SB	CS	SLG	OBP	E
2010	Vancouver (A)	.234	32	94	13	22	6	1	0	4	3	0	4	17	25	2	2	.319	.374	2
2011	Vermont (A)	.282	40	124	18	35	8	0	1	20	4	0	2	18	32	4	1	.371	.382	8
<b>Minor League Totals</b>		<b>.261</b>	<b>72</b>	<b>218</b>	<b>31</b>	<b>57</b>	<b>14</b>	<b>1</b>	<b>1</b>	<b>24</b>	<b>7</b>	<b>0</b>	<b>6</b>	<b>35</b>	<b>57</b>	<b>6</b>	<b>3</b>	<b>.349</b>	<b>.378</b>	<b>10</b>

**Born:** Raleigh, North Carolina, August 27, 1988; **Home:** Raleigh, North Carolina  
**Bats:** Right; **Throws:** Right; **Height:** 6-5; **Weight:** 205  
**Obtained:** Selected in the 27th round of the 2010 First-Year Player Draft

Graduated from Apex HS (NC)...attended the University of North Carolina at Wilmington...signed by Neil Avent...in 2011, was named New York-Penn League Pitcher of the Week for the periods ending August 29 and September 6 and led A's farmhands in complete games.

Year	Club	W	L	ERA	G	GS	CG	SHO	SV	IP	H	R	ER	HR	HB	BB	IBB	SO	WP	BK
2010	AZL A's (R)	2	3	2.28	8	4	0	0	0	27.2	14	8	7	0	1	14	0	35	6	1
	Vancouver (A)	3	2	3.30	7	7	0	0	0	30.0	31	13	11	0	1	13	0	31	0	1
2011	Burlington (A)	0	1	11.25	5	5	0	0	0	12.0	21	16	15	0	2	9	0	7	3	0
	Vermont (A)	6	3	2.34	14	14	2	1	0	73.0	54	25	19	1	6	27	0	63	8	0
<b>Minor League Totals</b>		<b>11</b>	<b>9</b>	<b>3.28</b>	<b>34</b>	<b>30</b>	<b>2</b>	<b>1</b>	<b>0</b>	<b>142.2</b>	<b>120</b>	<b>62</b>	<b>52</b>	<b>1</b>	<b>10</b>	<b>63</b>	<b>0</b>	<b>136</b>	<b>17</b>	<b>2</b>

**DREW B. GAGNIER**

**Born:** Santa Cruz, California, Sept. 21, 1988; **Home:** Santa Cruz, California  
**Bats:** Right; **Throws:** Right; **Height:** 6-4; **Weight:** 225  
**Obtained:** Signed as a free agent to a minor league contract, July 30, 2011

Attended the University of Oregon...originally selected by Oakland in the 14<sup>th</sup> round of the June, 2009 First-Year Player Draft but did not sign...selected by Detroit in the 17<sup>th</sup> round of the June, 2010 First-Year Player Draft...signed by Ryan Johnson (Detroit)... was released July 27, 2011.

Year	Club	W	L	ERA	G	GS	CG	SHO	SV	IP	H	R	ER	HR	HB	BB	IBB	SO	WP	BK
2010	Connecticut (A)	1	0	2.95	19	0	0	0	0	36.2	35	17	12	2	1	24	0	38	4	0
2011	Connecticut (A)	0	2	9.72	8	0	0	0	0	8.1	13	9	9	0	0	10	1	4	0	0
	AZL A's (R)	2	0	4.20	7	0	0	0	1	15.0	14	9	7	1	0	9	0	12	4	0
<b>Minor League Totals</b>		<b>3</b>	<b>2</b>	<b>4.20</b>	<b>34</b>	<b>0</b>	<b>0</b>	<b>0</b>	<b>1</b>	<b>60.0</b>	<b>62</b>	<b>35</b>	<b>28</b>	<b>3</b>	<b>1</b>	<b>43</b>	<b>1</b>	<b>54</b>	<b>8</b>	<b>0</b>

**JOEL GALARRAGA (RUIZ)**

**Born:** Havana, Cuba, March 20, 1982; **Home:** Vera Cruz, Mexico  
**Bats:** Right; **Throws:** Right; **Height:** 5-11; **Weight:** 200  
**Obtained:** Purchased the rights to his contract, December 8, 2008

Signed by Craig Weissmann.

Year	Club	AVG.	G	AB	R	H	2B	3B	HR	RBI	SH	SF	HP	BB	SO	SB	CS	SLG	OBP	E
2007	Minatitlan (Mex.)	.356	48	177	24	63	9	2	3	29	2	1	2	15	20	1	4	.480	.410	4
2008	Minatitlan (Mex.)	.318	105	368	50	117	26	5	3	47	4	3	9	55	34	10	7	.440	.416	11
2009	Sacramento (AAA)	.357	13	42	9	15	3	1	0	6	1	0	1	6	10	0	1	.476	.449	1
2010	AZL A's (R)	.197	19	61	8	12	2	0	0	5	0	1	1	7	18	3	0	.230	.286	2
	Stockton (A)	.235	5	17	2	4	0	0	0	0	0	0	1	3	0	0	0	.235	.278	0
2011	Sacramento (AAA)	.406	8	32	8	13	2	0	0	3	1	0	0	1	3	0	0	.469	.424	1
	Minatitlan (Mex.)	.249	65	209	24	52	9	0	2	26	12	1	4	24	21	2	1	.321	.336	4
<b>Minor League Totals</b>		<b>.305</b>	<b>263</b>	<b>906</b>	<b>125</b>	<b>276</b>	<b>51</b>	<b>8</b>	<b>8</b>	<b>116</b>	<b>20</b>	<b>6</b>	<b>17</b>	<b>109</b>	<b>109</b>	<b>16</b>	<b>13</b>	<b>.405</b>	<b>.387</b>	<b>23</b>

**LEONARDO JOSE GIL**

**Born:** Barquisimeto, Lara, Venezuela, August 18, 1987; **Home:** Barquisimeto, Lara, Venezuela  
**Bats:** Right; **Throws:** Right; **Height:** 6-2; **Weight:** 205  
**Obtained:** Signed as a non-drafted free agent, January 16, 2006

Signed by Julio Franco...ranked among A's organizational leaders in 2010 in RBI (10<sup>th</sup>), triples (T-6th) and slugging percentage (9<sup>th</sup>)....played for Leones del Caracas in the Venezuelan Winter League following both the 2010 and 2011 seasons.

Year	Club	AVG.	G	AB	R	H	2B	3B	HR	RBI	SH	SF	HP	BB	SO	SB	CS	SLG	OBP	E
2006	DSL A's-1 (R)	.308	50	182	26	56	4	1	0	15	0	1	2	13	32	3	1	.341	.359	11
2007	AZL A's (R)	.257	39	140	22	36	5	4	0	20	1	0	2	14	39	5	2	.350	.333	13
2008	AZL A's (R)	.235	23	81	10	19	6	0	1	10	1	2	2	12	19	2	0	.346	.340	9
	Vancouver (A)	.208	25	72	5	15	3	0	1	8	1	2	3	10	29	1	1	.292	.322	4
2009	Kane County (A)	.263	53	217	27	57	8	1	1	15	2	0	3	16	46	9	8	.323	.322	6
	Vancouver (A)	.250	9	32	8	8	1	2	0	8	0	1	1	4	8	0	0	.406	.342	4
2010	Kane County (A)	.252	117	437	63	110	26	6	13	72	2	10	6	26	107	4	2	.428	.296	17
2011	Stockton (A)	.256	97	352	47	90	12	3	6	39	1	3	6	25	123	5	4	.358	.313	21
<b>Minor League Totals</b>		<b>.258</b>	<b>414</b>	<b>1513</b>	<b>208</b>	<b>391</b>	<b>65</b>	<b>17</b>	<b>22</b>	<b>187</b>	<b>8</b>	<b>19</b>	<b>25</b>	<b>120</b>	<b>403</b>	<b>29</b>	<b>18</b>	<b>.367</b>	<b>.320</b>	<b>74</b>

## Organizational Players, continued

Year	Club	W	L	ERA	G	GS	CG	SHO	SV	IP	H	R	ER	HR	HB	BB	IBB	SO	WP	BK
2010	Kane County (A)	0	1	13.50	1	0	0	0	0	0.2	0	1	1	0	0	4	0	1	0	0
<b>Minor League Totals</b>		<b>0</b>	<b>1</b>	<b>13.50</b>	<b>1</b>	<b>0</b>	<b>0</b>	<b>0</b>	<b>0</b>	<b>0.2</b>	<b>0</b>	<b>1</b>	<b>1</b>	<b>0</b>	<b>0</b>	<b>4</b>	<b>0</b>	<b>1</b>	<b>0</b>	<b>0</b>

### MICHAEL PAUL GILMARTIN

IF

**Born:** Thousand Oaks, California, July 14, 1987; **Home:** Moorpark, California

**Bats:** Switch; **Throws:** Right; **Height:** 6-0; **Weight:** 190

**Obtained:** Selected in the 27th round of the 2009 First-Year Player Draft

Graduated from Crespi Carmelite HS (CA)...attended Wofford College...signed by Neil Avent...in 2010, ranked ninth among A's organizational leaders in stolen bases and tied for sixth in doubles...was a California League Mid-Season All-Star in 2011 and ranked second among A's minor leaguers in triples, sixth in RBI, seventh in extra-base hits and total bases and eighth in hits.

Year	Club	AVG.	G	AB	R	H	2B	3B	HR	RBI	SH	SF	HP	BB	SO	SB	CS	SLG	OBP	E
2009	Vancouver (A)	.232	60	228	34	53	10	1	3	22	6	1	5	25	51	5	2	.325	.320	13
2010	Kane County (A)	.245	119	421	41	103	30	4	5	53	7	4	7	46	118	15	5	.371	.326	26
2011	Stockton (A)	.264	124	492	71	130	25	9	14	75	1	5	6	51	124	4	6	.437	.338	18
<b>Minor League Totals</b>		<b>.251</b>	<b>303</b>	<b>1141</b>	<b>146</b>	<b>286</b>	<b>65</b>	<b>14</b>	<b>22</b>	<b>150</b>	<b>14</b>	<b>10</b>	<b>18</b>	<b>122</b>	<b>293</b>	<b>24</b>	<b>13</b>	<b>.390</b>	<b>.330</b>	<b>57</b>

### DREW MICHAEL GRANIER

RHP

**Born:** Thibodaux, Louisiana, Nov. 24, 1988; **Home:** Thibodaux, Louisiana

**Bats:** Right; **Throws:** Right; **Height:** 6-1; **Weight:** 180

**Obtained:** Selected in the 32<sup>nd</sup> round of the 2011 First-Year Player Draft

Graduated from Thibodaux HS (LA)...graduated from the University of Louisiana at Monroe...signed by Kelcey Mucker.

Year	Club	W	L	ERA	G	GS	CG	SHO	SV	IP	H	R	ER	HR	HB	BB	IBB	SO	WP	BK
2011	Vermont (A)	1	1	1.91	7	7	0	0	0	28.1	21	11	6	0	3	22	0	34	6	0
	AZL A's (R)	5	1	1.57	6	3	0	0	0	23.0	12	4	4	1	3	7	0	35	3	0
<b>Minor League Totals</b>		<b>6</b>	<b>2</b>	<b>1.75</b>	<b>13</b>	<b>10</b>	<b>0</b>	<b>0</b>	<b>0</b>	<b>51.1</b>	<b>33</b>	<b>15</b>	<b>10</b>	<b>1</b>	<b>6</b>	<b>29</b>	<b>0</b>	<b>69</b>	<b>9</b>	<b>0</b>

### ARTHUR JOSEPH GRIFFIN

RHP

Goes by "A.J."

**Born:** El Cajon, California, Jan. 28, 1988; **Home:** El Cajon, California

**Bats:** Right; **Throws:** Right; **Height:** 6-5; **Weight:** 230

**Obtained:** Selected in the 13th round of the 2010 First-Year Player Draft

Graduated from Grossmont HS (CA)...attended the University of San Diego...named first-team All-West Coast Conference as a junior...signed by Eric Martins...was named to the Northwest League Post-Season All-Star team in 2010...finished 2010 leading the NL in saves and was tied for third in games finished...ranked third among all A's minor leaguers in saves in 2010...in 2011, was tied for first among A's minor leaguers in strikeouts, tied for second in innings pitched, tied for fourth in wins and ranked fifth in ERA.

Year	Club	W	L	ERA	G	GS	CG	SHO	SV	IP	H	R	ER	HR	HB	BB	IBB	SO	WP	BK
2010	AZL A's (R)	0	0	0.00	4	0	0	0	0	5.0	1	0	0	0	0	0	0	6	0	0
	Vancouver (A)	1	1	2.95	20	0	0	0	15	21.1	14	9	7	0	3	7	1	27	2	0
2011	Sacramento (AAA)	0	1	3.00	1	1	0	0	0	6.0	6	3	2	1	0	2	0	8	0	0
	Midland (AA)	2	3	6.47	6	6	0	0	0	32.0	39	24	23	6	2	11	0	20	0	0
	Stockton (A)	5	3	3.57	12	12	0	0	0	70.2	64	31	28	8	2	14	0	82	3	1
	Burlington (A)	4	0	1.56	8	8	0	0	0	52.0	36	10	9	2	2	5	0	46	0	0
<b>Minor League Totals</b>		<b>12</b>	<b>8</b>	<b>3.32</b>	<b>51</b>	<b>27</b>	<b>0</b>	<b>0</b>	<b>15</b>	<b>187.0</b>	<b>160</b>	<b>77</b>	<b>69</b>	<b>17</b>	<b>9</b>	<b>39</b>	<b>1</b>	<b>189</b>	<b>5</b>	<b>1</b>

### JOSE LUIS GUZMAN

RHP

**Born:** San Cristobal, Dominican Republic, November 5, 1987; **Home:** San Cristobal, Dominican Republic

**Bats:** Right; **Throws:** Right; **Height:** 5-11; **Weight:** 225

**Obtained:** Signed as a non-drafted free agent, February 23, 2005

Signed by Bernardino Rosario...named to Northwest League Post-Season All-Star team in 2008...ranked third in the A's farm system in saves in 2008...led the NL in saves and games pitched...was tied for seventh in saves the A's farm system in 2009...ranked second in saves among 2010 A's farmhands...in 2011, led A's minor leaguers in saves...pitched for Toros del Este of the Dominican Winter League following the 2011 season.

Year	Club	W	L	ERA	G	GS	CG	SHO	SV	IP	H	R	ER	HR	HB	BB	IBB	SO	WP	BK
2005	DSL A's-1 (R)	5	2	3.25	13	9	1	0	0	52.2	61	29	19	1	3	10	0	40	1	1
2006	DSL A's-2 (R)	1	1	3.72	2	2	0	0	0	9.2	10	5	4	0	1	0	0	5	1	0
	AZL A's (R)	2	0	3.03	13	3	0	0	0	35.2	31	18	12	2	6	7	0	27	3	0
	Sacramento (AAA)	0	0	13.50	1	0	0	0	0	0.2	3	1	1	0	0	0	0	0	0	0
2007	Stockton (A)	1	3	6.91	7	5	0	0	0	28.2	36	23	22	4	3	15	0	15	3	1
	Vancouver (A)	3	4	4.59	15	12	0	0	0	64.2	65	43	33	4	6	24	0	39	7	0
2008	Stockton (A)	0	0	2.08	4	0	0	0	0	4.1	5	2	1	0	1	0	0	1	1	0
	Vancouver (A)	2	2	2.25	30	0	0	0	15	36.0	34	14	9	1	2	12	2	38	3	0
2009	Kane County (A)	2	1	5.01	25	0	0	0	4	32.1	34	19	18	2	0	11	0	34	1	0
	Vancouver (A)	0	1	2.61	9	0	0	0	6	10.1	7	3	3	1	0	2	1	11	0	0
2010	Kane County (A)	4	2	3.40	45	0	0	0	18	50.1	46	23	19	3	2	15	0	49	6	1
2011	Stockton (A)	2	5	2.91	48	0	0	0	20	68.0	50	23	22	5	1	28	2	71	2	0
<b>Minor League Totals</b>		<b>17</b>	<b>19</b>	<b>3.80</b>	<b>199</b>	<b>22</b>	<b>0</b>	<b>0</b>	<b>63</b>	<b>340.2</b>	<b>321</b>	<b>174</b>	<b>144</b>	<b>22</b>	<b>22</b>	<b>114</b>	<b>5</b>	<b>290</b>	<b>27</b>	<b>2</b>

### BLAKE WHITTINGTON HASSEBROCK

RHP

**Born:** Littleton, Colorado, July 15, 1989; **Home:** High Point, North Carolina

**Bats:** Right; **Throws:** Right; **Height:** 6-6; **Weight:** 217

**Obtained:** Selected in the 8th round of the 2010 First-Year Player Draft

Graduated from Southwest Guilford HS (NC)...attended the University of North Carolina at Greensboro...signed by Neil Avent...in 2011, was named a Midwest League Mid-Season All-Star and was ML Pitcher of the Week for the period ending July 18...also ranked second among A's farmhands in ERA, tied for sixth in strikeouts and was 10<sup>th</sup> in innings pitched.

Year	Club	W	L	ERA	G	GS	CG	SHO	SV	IP	H	R	ER	HR	HB	BB	IBB	SO	WP	BK
2010	AZL A's (R)	0	0	10.80	3	1	0	0	0	3.1	6	6	4	0	1	1	0	7	0	1
	Vancouver (A)	0	1	5.12	14	0	0	0	0	19.1	25	11	11	0	4	8	1	18	3	0
2011	Burlington (A)	7	8	2.64	26	26	0	0	0	139.2	133	64	41	9	14	46	0	110	16	0
<b>Minor League Totals</b>		<b>7</b>	<b>9</b>	<b>3.10</b>	<b>43</b>	<b>27</b>	<b>0</b>	<b>0</b>	<b>0</b>	<b>162.1</b>	<b>164</b>	<b>81</b>	<b>56</b>	<b>9</b>	<b>19</b>	<b>55</b>	<b>1</b>	<b>135</b>	<b>19</b>	<b>1</b>

### SHAWN PARKER HAVILAND

RHP

**Born:** Middletown, Connecticut, November 10, 1985; **Home:** Boston, Massachusetts

**Bats:** Left; **Throws:** Right; **Height:** 6-2; **Weight:** 215

**Obtained:** Selected in the 33rd round of the 2008 First-Year Player Draft

Graduated from Farmington HS...graduated from Harvard University...signed by Marc Sauer...ranked among Northwest League leaders in strikeouts (T-10th) in 2008...named to 2009 Midwest League Mid-Season All-Star team...finished tied for fourth in the ML in strikeouts and losses...ranked ninth among all A's minor leaguers in ERA, fourth in strikeouts and second in innings pitched in 2009...in 2010, was named a Post-Season All-Star and earned Pitcher of the Week honors for the periods ending Aug. 2 and Aug. 23...finished second in the California League in strikeouts and fifth in ERA in 2010...ranked fourth among all A's minor leaguers in ERA, first in strikeouts, tied for seventh in wins and third in innings pitched...in 2011, was tied for sixth among A's farmhands in strikeouts and was ninth in innings pitched.

Year	Club	W	L	ERA	G	GS	CG	SHO	SV	IP	H	R	ER	HR	HB	BB	IBB	SO	WP	BK
2008	Vancouver (A)	2	3	3.48	18	9	0	0	0	54.1	56	25	21	1	3	18	1	61	8	1
2009	Kane County (AA)	6	10	4.43	27	27	0	0	0	148.1	160	83	73	8	13	49	0	118	11	1
2010	Sacramento (AAA)	0	0	5.40	1	1	0	0	0	3.1	6	5	2	0	0	2	0	3	0	0
	Stockton (A)	9	6	3.65	27	27	0	0	0	150.1	156	77	61	15	17	40	0	166	12	1
2011	Midland (AA)	6	12	7.08	27	27	0	0	0	143.2	205	133	113	24	6	42	1	110	15	2
<b>Minor League Totals</b>		<b>23</b>	<b>32</b>	<b>4.94</b>	<b>101</b>	<b>92</b>	<b>0</b>	<b>0</b>	<b>0</b>	<b>504.2</b>	<b>593</b>	<b>330</b>	<b>277</b>	<b>49</b>	<b>39</b>	<b>155</b>	<b>2</b>	<b>461</b>	<b>48</b>	<b>5</b>

Year	Club	AVG.	G	AB	R	H	2B	3B	HR	RBI	SH	SF	HP	BB	SO	CS	SB	SLG	OBP	E
2010	Stockton (A)	.000	1	1	0	0	0	0	0	0	0	0	0	1	1	0	0	.000	.500	-
<b>Minor League Totals</b>		<b>.000</b>	<b>1</b>	<b>1</b>	<b>0</b>	<b>0</b>	<b>0</b>	<b>0</b>	<b>0</b>	<b>0</b>	<b>0</b>	<b>0</b>	<b>0</b>	<b>1</b>	<b>1</b>	<b>0</b>	<b>0</b>	<b>.000</b>	<b>.500</b>	<b>-</b>

### MILES COLEMAN HEAD

IF

**Born:** Griffin, Georgia, May 2, 1991; **Home:** Brooks, Georgia

**Bats:** Right; **Throws:** Right; **Height:** 6-0; **Weight:** 215

**Obtained:** Acquired with Josh Reddick and Raul Alcantara from Boston for Andrew Bailey and Ryan Sweeney, December 28, 2011

Graduated from Whitewater HS (GA)...hit .528 with 14 home runs and 48 RBI as a senior...originally selected by Boston in the 26<sup>th</sup> round of the June, 2009 First-Year Player Draft...signed by Tim Hyers (Boston)...in 2011, was a South Atlantic League Mid-Season All-Star and was Player of the Week for the period ending June 6...ranked seventh among all Single-A hitters in total bases (255) and tied for 10<sup>th</sup> in doubles (37) and extra-base hits (61).

## Organizational Players, continued

Year	Club	AVG.	G	AB	R	H	2B	3B	HR	RBI	SH	SF	HP	BB	SO	SB	CS	SLG	OBP	E
2009	Red Sox GCL (R)	.103	10	29	1	3	0	0	0	0	0	0	0	3	8	0	0	.103	.188	2
2010	Lowell (A)	.240	65	229	21	55	16	2	1	35	1	8	4	30	36	1	1	.341	.328	8
2011	Salem (A)	.254	63	232	27	59	12	1	7	29	0	1	6	20	56	0	2	.405	.328	3
	Greenville (A)	.338	66	263	61	89	25	1	15	53	0	2	3	30	53	4	2	.612	.409	4
<b>Minor League Totals</b>		<b>.274</b>	<b>204</b>	<b>861</b>	<b>110</b>	<b>206</b>	<b>53</b>	<b>4</b>	<b>23</b>	<b>117</b>	<b>1</b>	<b>11</b>	<b>13</b>	<b>83</b>	<b>153</b>	<b>5</b>	<b>5</b>	<b>.446</b>	<b>.351</b>	<b>17</b>

### CARLOS DANIEL HERNANDEZ

LHP

**Born:** Santa Clara, California, March 4, 1987; **Home:** Santa Clara, California

**Bats:** Left; **Throws:** Left; **Height:** 5-11; **Weight:** 195

**Obtained:** Selected in the 35th round of the 2006 First-Year Player Draft

Attended West Valley College...signed by Sam Geaney...ranked among all A's minor league players in wins (1<sup>st</sup>), innings pitched (5<sup>th</sup>), strikeouts (6<sup>th</sup>) and ERA (6<sup>th</sup>) in 2009...in 2010, was named to the Texas League Mid-Season All-Star team...also ranked among A's farmhands in wins (T-7<sup>th</sup>) and innings pitched (10<sup>th</sup>)...played for the Phoenix Desert Dogs of the Arizona Fall League following the 2010 season...was tied for second among A's minor leaguers in 2011 in wins and was fifth in strikeouts and innings pitched...played for Tomateros de Culiacan of the Mexican Pacific League following the 2011 season.

Year	Club	W	L	ERA	G	GS	CG	SHO	SV	IP	H	R	ER	HR	HB	BB	IBB	SO	WP	BK
2007	Vancouver (A)	0	0	11.57	2	0	0	0	0	2.1	6	4	3	0	0	1	0	2	0	0
	AZL A's (R)	2	1	5.59	6	0	0	0	0	9.2	9	6	6	0	0	3	0	14	1	0
2008	Vancouver (A)	2	0	1.82	7	7	0	0	0	39.2	32	9	8	0	3	7	0	38	0	1
	Kane County (A)	5	0	2.29	7	6	0	0	0	35.1	30	9	9	1	0	7	0	29	2	0
2009	Sacramento (AAA)	0	0	0.00	1	0	0	0	0	3.1	2	0	0	0	0	1	0	5	0	0
	Midland (AA)	6	1	4.62	9	6	0	0	0	39.0	55	22	20	2	0	16	1	21	2	0
	Stockton (A)	9	7	3.99	19	19	0	0	0	108.1	107	59	48	9	5	36	0	90	5	0
2010	Midland (AA)	9	3	4.37	26	25	0	0	0	129.2	145	66	63	6	3	48	0	96	3	0
2011	Sacramento (AAA)	8	7	5.27	19	19	0	0	0	109.1	135	70	64	12	5	32	1	80	2	0
	Midland (AA)	4	1	5.27	8	8	0	0	0	42.2	57	28	25	6	1	10	0	37	3	1
<b>Minor League Totals</b>		<b>45</b>	<b>20</b>	<b>4.26</b>	<b>104</b>	<b>90</b>	<b>0</b>	<b>0</b>	<b>0</b>	<b>519.1</b>	<b>578</b>	<b>273</b>	<b>246</b>	<b>36</b>	<b>17</b>	<b>161</b>	<b>2</b>	<b>412</b>	<b>18</b>	<b>2</b>

### CONNOR BURKE HOEHN

RHP

**Born:** Rockville, Maryland, July 5, 1989; **Home:** Ocean View, Delaware

**Bats:** Right; **Throws:** Right; **Height:** 6-1; **Weight:** 212

**Obtained:** Selected in the 12<sup>th</sup> round of the 2009 First-Year Player Draft

Attended St. Petersburg CC...signed by Trevor Schaffer...ranked 10<sup>th</sup> in the A's farm system in saves in 2009...was named to the 2010 Midwest League All-Star team...ranked eighth among A's minor leaguers in saves in 2011.

Year	Club	W	L	ERA	G	GS	CG	SHO	SV	IP	H	R	ER	HR	HB	BB	IBB	SO	WP	BK
2009	Vancouver (A)	0	1	1.00	15	0	0	0	7	18.0	9	3	2	0	0	7	0	25	2	0
	AZL A's (R)	0	1	4.50	2	1	0	0	0	2.0	1	1	1	0	0	2	0	3	0	0
2010	Kane County (A)	7	4	3.80	44	0	0	0	1	87.2	69	40	37	6	7	39	1	101	9	0
2011	Stockton (A)	2	3	5.21	36	0	0	0	7	48.1	39	32	28	11	4	12	0	59	10	1
<b>Minor League Totals</b>		<b>9</b>	<b>9</b>	<b>3.92</b>	<b>97</b>	<b>1</b>	<b>0</b>	<b>0</b>	<b>15</b>	<b>156.0</b>	<b>118</b>	<b>76</b>	<b>68</b>	<b>17</b>	<b>11</b>	<b>60</b>	<b>1</b>	<b>188</b>	<b>21</b>	<b>1</b>

### BENJAMIN CHARLES HORNBECK

LHP

**Born:** Phoenix, Arizona, July 22, 1987; **Home:** Tulsa, Oklahoma

**Bats:** Right; **Throws:** Left; **Height:** 6-5; **Weight:** 205

**Obtained:** Selected in the 32<sup>nd</sup> round of the 2008 First-Year Player Draft

Graduated from Sunnyslope HS (AZ)...attended Kansas State University...signed by Yancy Ayres...was Midwest League Pitcher of the Week for May 11-18, 2009...ranked second among all A's farmhands in ERA and strikeouts and tied for seventh in wins in 2009...in 2010, ranked among A's minor leaguers in strikeouts (3<sup>rd</sup>), wins (T-7<sup>th</sup>) and innings pitched (8<sup>th</sup>).

Year	Club	W	L	ERA	G	GS	CG	SHO	SV	IP	H	R	ER	HR	HB	BB	IBB	SO	WP	BK
2008	Vancouver (A)	2	2	4.88	18	0	0	0	1	31.1	30	18	17	2	1	18	0	40	3	1
	Kane County (A)	1	0	2.25	3	0	0	0	0	4.0	3	1	1	0	0	1	0	5	1	0
2009	Midland (AA)	0	1	16.20	1	1	0	0	0	3.1	5	7	6	0	0	4	0	1	2	0
	Stockton (A)	5	4	3.52	21	11	0	0	1	76.2	64	36	30	3	6	32	2	111	9	1
	Kane County (A)	4	0	1.24	7	4	0	0	0	36.1	19	6	5	2	1	10	0	47	4	0
2010	Midland (AA)	2	3	5.87	8	7	0	0	1	38.1	43	27	25	3	3	19	0	26	7	0
	Stockton (A)	7	3	4.44	18	18	0	0	0	93.1	113	62	46	18	7	41	0	112	16	1
2011	Sacramento (AAA)	1	0	1.12	6	0	0	0	0	8.0	6	2	1	0	0	4	0	7	0	0
	Midland (AA)	0	0	14.73	4	0	0	0	0	3.2	8	6	6	0	0	2	0	7	0	0
	Stockton (A)	0	0	0.84	7	0	0	0	1	10.2	11	1	1	0	1	1	0	16	1	0
<b>Minor League Totals</b>		<b>22</b>	<b>13</b>	<b>4.06</b>	<b>93</b>	<b>41</b>	<b>0</b>	<b>0</b>	<b>4</b>	<b>305.2</b>	<b>302</b>	<b>166</b>	<b>138</b>	<b>28</b>	<b>19</b>	<b>132</b>	<b>2</b>	<b>372</b>	<b>43</b>	<b>3</b>

Goes by "Josh"

**Born:** Durham, North Carolina, Feb. 19, 1986; **Home:** Hillsborough, North Carolina

**Bats:** Left; **Throws:** Right; **Height:** 6-1; **Weight:** 212

**Obtained:** Selected in the 2nd round of the 2007 First-Year Player Draft

Graduated from Orange HS (NC)...attended the University of North Carolina...earned Louisville Slugger Freshman All-America honors from Collegiate Baseball in 2005...signed by Neil Avent...played for league champions at Stockton in 2008 and Midland in 2009...in 2009, tied for third in the A's farm system in triples and ranked fourth in walks and was a Texas League Mid-Season All-Star ...in 2010, ranked fifth among A's farmhands in batting and was seventh in hits...was named to the TL Mid-Season and Post-Season All-Star Team.

Year	Club	AVG.	G	AB	R	H	2B	3B	HR	RBI	SH	SF	HP	BB	SO	SB	CS	SLG	OBP	E
2007	Vancouver (A)	.268	14	41	7	11	2	0	1	6	1	1	4	8	7	1	1	.390	.426	5
	Kane County (A)	.279	38	122	28	34	6	0	1	15	1	3	3	28	27	3	1	.352	.417	7
2008	Stockton (A)	.277	118	477	63	132	15	4	1	42	1	4	4	49	87	2	6	.331	.346	20
2009	Midland (AA)	.263	125	510	80	134	21	6	5	62	2	7	1	65	65	9	3	.357	.343	23
2010	Stockton (A)	.467	8	30	5	14	5	1	2	6	0	0	0	1	5	0	1	.900	.484	0
	Midland (AA)	.286	108	420	60	120	18	3	3	51	0	4	5	41	50	4	3	.364	.353	14
2011	Midland (AA)	.000	1	3	0	0	0	0	0	0	0	0	0	1	0	0	0	.000	.000	0
	Sacramento (AAA)	.217	26	92	8	20	3	0	1	14	0	2	1	8	11	2	0	.283	.282	3
<b>Minor League Totals</b>		<b>.274</b>	<b>438</b>	<b>1695</b>	<b>251</b>	<b>465</b>	<b>70</b>	<b>14</b>	<b>14</b>	<b>196</b>	<b>5</b>	<b>21</b>	<b>18</b>	<b>200</b>	<b>253</b>	<b>21</b>	<b>15</b>	<b>.357</b>	<b>.353</b>	<b>72</b>

RYAN SULLIVAN HUGHES

LHP

**Born:** Livermore, California, May 20, 1988; **Home:** Pleasanton, California

**Bats:** Left; **Throws:** Left; **Height:** 6-7; **Weight:** 237

**Obtained:** Selected in the 16th round of the 2010 First-Year Player Draft

Graduated from Foothill HS (CA)...attended Chabot College...attended the University of Nebraska...signed by Yancy Ayres.

Year	Club	W	L	ERA	G	GS	CG	SHO	SV	IP	H	R	ER	HR	HB	BB	IBB	SO	WP	BK
2010	AZL A's (R)	2	0	4.73	9	0	0	0	1	13.1	13	7	7	0	1	4	0	13	0	0
2011	Vermont (A)	1	0	6.00	19	0	0	0	0	27.0	36	18	18	2	1	11	0	18	3	0
<b>Minor League Totals</b>		<b>3</b>	<b>0</b>	<b>5.58</b>	<b>28</b>	<b>0</b>	<b>0</b>	<b>0</b>	<b>1</b>	<b>40.1</b>	<b>49</b>	<b>25</b>	<b>25</b>	<b>2</b>	<b>2</b>	<b>15</b>	<b>0</b>	<b>31</b>	<b>3</b>	<b>0</b>

BRETT T. HUNTER

RHP

**Born:** Westlake, California, June 27, 1987; **Home:** Lubbock, Texas

**Bats:** Right; **Throws:** Right; **Height:** 6-3; **Weight:** 230

**Obtained:** Selected in the 7th round of the 2008 First-Year Player Draft

Graduated from Moorpark HS (CA)...was All-CIF as a senior after posting a 1.16 ERA...attended Pepperdine University...was All-WCC as a freshman and was a Collegiate Baseball Freshman All-American in 2006...pitched for Team USA (Collegiate) following the season and was 2-0 with a 1.47 ERA and 26 strikeouts in 18.1 innings...signed by JT Stotts.

Year	Club	W	L	ERA	G	GS	CG	SHO	SV	IP	H	R	ER	HR	HB	BB	IBB	SO	WP	BK
2008	AZL A's	0	0	0.00	1	1	0	0	0	1.0	1	0	0	0	0	0	0	2	0	0
	Kane County	0	0	5.40	2	0	0	0	0	1.2	0	1	1	0	0	2	0	1	0	0
2009	Kane County (A)	0	1	6.85	21	8	0	0	0	47.1	38	42	36	2	3	59	0	55	10	2
	Vancouver (A)	0	0	7.20	4	0	0	0	0	5.0	10	5	4	0	0	3	0	4	0	0
	AZL A's (R)	0	1	1.93	4	3	0	0	0	4.2	0	2	1	0	3	1	0	5	2	0
2010	Stockton (A)	2	1	6.51	25	0	0	0	0	27.2	32	21	20	4	0	25	1	44	5	1
2011	Sacramento (AAA)	0	0	0.00	2	0	0	0	0	3.0	1	0	0	0	0	1	0	4	0	0
	Midland (AA)	4	2	4.72	23	0	0	0	0	26.2	28	18	14	3	3	16	0	25	2	0
	Stockton (A)	1	0	1.35	12	0	0	0	1	20.0	12	4	3	1	1	6	0	17	0	0
<b>Minor League Totals</b>		<b>7</b>	<b>5</b>	<b>5.19</b>	<b>94</b>	<b>12</b>	<b>0</b>	<b>0</b>	<b>1</b>	<b>137.0</b>	<b>122</b>	<b>93</b>	<b>79</b>	<b>10</b>	<b>10</b>	<b>113</b>	<b>1</b>	<b>157</b>	<b>19</b>	<b>3</b>

ANTHONY JORDAN HUTTENLOCKER

LHP

Goes by "A.J."

**Born:** Renton, Washington, August 5, 1986; **Home:** Bonney Lake, Washington

**Bats:** Left; **Throws:** Left; **Height:** 6-4; **Weight:** 210

**Obtained:** Selected in the 44<sup>th</sup> round of the 2009 First-Year Player Draft

Graduated from White River HS (WA)...attended Edmonds CC...attended Missouri Western State University... named to the All-MIAA First Team and Second Team Daktronics All-South Central Region as a senior in 2009...named the MIAA Pitcher of the Week twice in 2009...signed by Kevin Mello.

## Organizational Players, continued

Year	Club	W	L	ERA	G	GS	CG	SHO	SV	IP	H	R	ER	HR	HB	BB	IBB	SO	WP	BK
2009	Kane County (A)	1	2	2.74	13	0	0	0	0	23.0	13	9	7	1	1	3	0	28	0	0
	AZL A's (R)	1	1	2.70	10	0	0	0	3	13.1	14	6	4	0	1	1	0	17	1	0
2010	Kane County (A)	1	2	3.02	28	0	0	0	1	44.2	39	15	15	1	1	13	0	46	1	1
	Stockton (A)	1	0	5.79	6	0	0	0	1	9.1	12	8	6	1	1	1	0	8	0	1
2011	Stockton (A)	4	0	1.83	41	0	0	0	0	69.0	62	17	14	3	0	12	1	60	2	2
<b>Minor League Totals</b>		<b>8</b>	<b>5</b>	<b>2.60</b>	<b>98</b>	<b>0</b>	<b>0</b>	<b>0</b>	<b>5</b>	<b>159.1</b>	<b>140</b>	<b>55</b>	<b>46</b>	<b>6</b>	<b>4</b>	<b>30</b>	<b>1</b>	<b>159</b>	<b>4</b>	<b>4</b>

### SEAN ROBERT JAMIESON

IF

**Born:** Simcoe, Ontario, Canada, March 2, 1989; **Home:** Simcoe, Ontario, Canada

**Bats:** Right; **Throws:** Right; **Height:** 6-0; **Weight:** 193

**Obtained:** Selected in the 17<sup>th</sup> round of the 2011 First-Year Player Draft

Graduated from Holy Trinity Catholic HS...graduated from Canisius College...signed by Matt Higginson...was named a New York-Penn League Mid-Season All-Star in 2011...tied for second among A's minor leaguers in stolen bases.

Year	Club	AVG.	G	AB	R	H	2B	3B	HR	RBI	SH	SF	HP	BB	SO	SB	CS	SLG	OBP	E
2011	Vermont (A)	.235	69	260	39	61	9	1	3	21	10	0	9	37	53	27	5	.312	.350	9
<b>Minor League Totals</b>		<b>.235</b>	<b>69</b>	<b>260</b>	<b>39</b>	<b>61</b>	<b>9</b>	<b>1</b>	<b>3</b>	<b>21</b>	<b>10</b>	<b>0</b>	<b>9</b>	<b>37</b>	<b>53</b>	<b>27</b>	<b>5</b>	<b>.312</b>	<b>.350</b>	<b>9</b>

### DEYVI ALBERTO JIMENEZ (ZARZUELA)

RHP

**Born:** Las Matas, Dominican Republic, December 30, 1989; **Home:** Las Matas, Dominican Republic

**Bats:** Right; **Throws:** Right; **Height:** 6-4; **Weight:** 214

**Obtained:** Signed as a non-drafted free agent, October 18, 2007

Signed by Juan Carlos De La Cruz.

Year	Club	W	L	ERA	G	GS	CG	SHO	SV	IP	H	R	ER	HR	HB	BB	IBB	SO	WP	BK
2008	DSL A's-1 (R)	1	4	3.81	13	12	0	0	0	49.2	48	30	21	3	4	21	0	32	5	1
2009	AZL A's (R)	2	5	6.49	14	9	0	0	0	51.1	68	47	37	7	7	15	0	46	4	0
2010	Vancouver (A)	4	4	3.54	12	12	0	0	0	61.0	61	28	24	5	2	13	1	48	4	1
2011	(Injured - Did Not Play)																			
<b>Minor League Totals</b>		<b>7</b>	<b>13</b>	<b>4.56</b>	<b>39</b>	<b>33</b>	<b>0</b>	<b>0</b>	<b>0</b>	<b>162.0</b>	<b>177</b>	<b>105</b>	<b>82</b>	<b>15</b>	<b>13</b>	<b>49</b>	<b>1</b>	<b>126</b>	<b>13</b>	<b>2</b>

### JONATHAN JOSEPH (RICHARDSON)

RHP

**Born:** San Pedro de Macoris, Dominican Republic, May 17, 1988; **Home:** San Pedro de Macoris, Dominican Republic

**Bats:** Right; **Throws:** Right; **Height:** 6-1; **Weight:** 192

**Obtained:** Signed as a non-drafted free agent, June 15, 2006

Signed by Amaury Reyes...ranked second in ERA among A's farmhands in 2010.

Year	Club	W	L	ERA	G	GS	CG	SHO	SV	IP	H	R	ER	HR	HB	BB	IBB	SO	WP	BK
2006	DSL A's-1 (R)	4	1	3.53	11	8	0	0	0	43.1	43	21	17	4	4	18	0	36	10	1
2007	DSL A's-1 (R)	1	0	1.23	2	1	0	0	0	7.1	3	1	1	0	1	3	0	5	1	0
	AZL A's (R)	1	3	7.62	16	1	0	0	2	39.0	55	37	33	4	3	13	0	38	7	1
2008	DSL A's-2 (R)	1	1	4.50	3	2	0	0	0	10.0	9	6	5	0	2	4	0	13	1	0
	AZL A's (R)	1	1	4.56	16	0	0	0	4	23.2	30	17	12	1	2	11	1	37	6	0
2009	Vancouver (A)	0	2	4.94	16	8	0	0	0	54.2	65	40	30	4	4	25	0	35	5	0
2010	Vancouver (A)	1	1	2.68	8	8	0	0	0	40.1	37	17	12	0	5	14	0	35	3	1
	Kane County (A)	2	5	3.33	14	9	0	0	0	54.0	49	27	20	2	4	26	1	55	10	2
2011	Burlington (A)	6	4	5.67	21	14	0	0	1	81.0	89	59	51	11	7	31	0	73	11	1
<b>Minor League Totals</b>		<b>17</b>	<b>18</b>	<b>4.61</b>	<b>107</b>	<b>51</b>	<b>0</b>	<b>0</b>	<b>7</b>	<b>353.1</b>	<b>380</b>	<b>225</b>	<b>181</b>	<b>26</b>	<b>32</b>	<b>145</b>	<b>2</b>	<b>327</b>	<b>54</b>	<b>6</b>

### ALEXIS ANTONIO JUMA (SANTOS)

RHP

**Born:** Maria Trinidad Sanchez, Dominican Republic, May 23, 1988; **Home:** Maria Trinidad Sanchez, Dominican Republic

**Bats:** Right; **Throws:** Right; **Height:** 6-1; **Weight:** 192

**Obtained:** Signed as a free agent to a minor league contract, Sept. 6, 2006

Signed by Angel Eusebio and Raymond Abreu.

Year	Club	W	L	ERA	G	GS	CG	SHO	SV	IP	H	R	ER	HR	HB	BB	IBB	SO	WP	BK
2007	DSL A's-1 (R)	0	0	22.50	3	0	0	0	0	2.0	3	5	5	0	1	6	0	1	0	0
	DSL A's-2 (R)	0	0	5.06	6	0	0	0	0	10.2	9	8	6	1	2	6	0	9	4	0
2008	DSL A's-1 (R)	0	2	4.95	7	0	0	0	0	20.0	24	17	11	2	2	8	2	6	6	0
2009	DSL A's-1 (R)	1	0	1.72	10	3	0	0	1	31.1	25	10	6	1	5	10	0	20	9	0
2010	DSL A's-1 (R)	1	1	2.25	4	4	0	0	0	20.0	14	6	5	0	1	4	0	19	3	0
2011	AZL A's (R)	0	2	14.54	2	1	0	0	0	4.1	10	10	7	0	0	4	0	5	1	0
<b>Minor League Totals</b>		<b>2</b>	<b>5</b>	<b>4.08</b>	<b>32</b>	<b>8</b>	<b>0</b>	<b>0</b>	<b>1</b>	<b>88.1</b>	<b>85</b>	<b>56</b>	<b>40</b>	<b>4</b>	<b>11</b>	<b>38</b>	<b>2</b>	<b>60</b>	<b>23</b>	<b>0</b>

### CHARLES STERLINGS KERFOOT

RHP

Goes by "Chad"

**Born:** Annapolis, Maryland, April 1, 1985; **Home:** Owings, Maryland

**Bats:** Right; **Throws:** Right; **Height:** 6-0; **Weight:** 185

**Obtained:** Selected in the 30th round of the 2007 First-Year Player Draft

Graduated from Northern High School (MD)...attended the University of Maryland...signed by Jeff Bittiger.

Year	Club	W	L	ERA	G	GS	CG	SHO	SV	IP	H	R	ER	HR	HB	BB	IBB	SO	WP	BK
2007	Vancouver (A)	0	2	3.47	19	0	0	0	2	36.1	36	20	14	2	2	8	0	37	2	0
2008	Kane County (A)	8	1	2.35	34	2	0	0	4	72.2	64	27	19	5	5	15	2	73	3	1
2009	Stockton (A)	2	1	6.52	13	0	0	0	0	19.1	30	17	14	3	3	7	1	12	1	0
2010																				
2011																				
<b>Minor League Totals</b>		<b>10</b>	<b>4</b>	<b>3.30</b>	<b>66</b>	<b>2</b>	<b>0</b>	<b>0</b>	<b>6</b>	<b>128.1</b>	<b>130</b>	<b>64</b>	<b>47</b>	<b>10</b>	<b>10</b>	<b>30</b>	<b>3</b>	<b>122</b>	<b>6</b>	<b>1</b>

### NATHANIEL SCOTT KILCREASE

RHP

Goes by "Nathan"

**Born:** Columbus, Georgia, Aug. 17, 1989; **Home:** Phenix City, Alabama

**Bats:** Right; **Throws:** Right; **Height:** 5-5; **Weight:** 160

**Obtained:** Selected in the 30th round of the 2011 First-Year Player Draft

Graduated from Glenwood HS (AL)...graduated from the University of Alabama...signed by Kelcey Mucker.

Year	Club	W	L	ERA	G	GS	CG	SHO	SV	IP	H	R	ER	HR	HB	BB	IBB	SO	WP	BK
2011	Vermont (A)	3	4	2.67	20	1	0	0	1	30.1	26	12	9	0	1	5	1	28	2	0
<b>Minor League Totals</b>		<b>3</b>	<b>4</b>	<b>2.67</b>	<b>20</b>	<b>1</b>	<b>0</b>	<b>0</b>	<b>1</b>	<b>30.1</b>	<b>26</b>	<b>12</b>	<b>9</b>	<b>0</b>	<b>1</b>	<b>5</b>	<b>1</b>	<b>28</b>	<b>2</b>	<b>0</b>

### SEONGMIN KIM

C

**Born:** Sung Nam, South Korea, May 12, 1993; **Home:** Kwangju-Si Kyunggi-Do, South Korea

**Bats:** Right; **Throws:** Right; **Height:** 6-1; **Weight:** 200

**Obtained:** Signed as a free agent to a minor league contact, March 10, 2011

Signed by Adam Hislop and Lewis Kim.

### ANTWOIN JARELLE KIRBY-JONES

IF

Goes by "A.J."

**Born:** Charleston, South Carolina, Oct. 2, 1988; **Home:** Knoxville, Tennessee

**Bats:** Right; **Throws:** Right; **Height:** 5-10; **Weight:** 215

**Obtained:** Selected in the 9th round of the 2010 First-Year Player Draft

Graduated from Webb School (TN)...attended Tennessee Tech University...signed by Marcus Cayenne...was named to the 2010 Northwest League Post-Season All-Star team and was Player of the Week for the periods ending Aug. 2 and Sept. 6...ranked ninth among 2010 A's minor leaguers in home runs...in 2011, was named Midwest League Player of the Week for the period ending August 15 and was tied for ninth among A's farmhands in walks.

Year	Club	AVG.	G	AB	R	H	2B	3B	HR	RBI	SH	SF	HP	BB	SO	SB	CS	SLG	OBP	E
2010	Vancouver (A)	.259	75	247	41	64	10	0	14	42	0	3	8	61	82	1	1	.470	.417	12
2011	Burlington (A)	.240	94	325	45	78	18	0	13	50	0	0	5	56	101	1	1	.415	.360	6
<b>Minor League Totals</b>		<b>.248</b>	<b>169</b>	<b>572</b>	<b>86</b>	<b>142</b>	<b>28</b>	<b>0</b>	<b>27</b>	<b>92</b>	<b>0</b>	<b>3</b>	<b>13</b>	<b>117</b>	<b>183</b>	<b>2</b>	<b>2</b>	<b>.439</b>	<b>.386</b>	<b>18</b>

### WADE KIRKLAND

IF

**Born:** Lakeland, Florida, April 4, 1989; **Home:** Lakeland, Florida

**Bats:** Right; **Throws:** Right; **Height:** 5-10; **Weight:** 200

**Obtained:** Selected in the 11th round of the 2010 First-Year Player Draft

Graduated from McKeel Academy...attended Florida Southern University...named first-team All-Sunshine State Conference as a sophomore...signed by Trevor Schaffer.



## Organizational Players, continued

Year	Club	AVG.	G	AB	R	H	2B	3B	HR	RBI	SH	SF	HP	BB	SO	SB	CS	SLG	OBP	E
2010	Vancouver (A)	.271	68	280	34	76	18	2	0	27	3	3	2	9	59	4	2	.350	.296	24
2011	Burlington (A)	.217	83	258	38	56	16	1	3	26	2	3	8	20	73	5	3	.322	.291	23
<b>Minor League Totals</b>		<b>.245</b>	<b>151</b>	<b>538</b>	<b>72</b>	<b>132</b>	<b>34</b>	<b>3</b>	<b>3</b>	<b>53</b>	<b>5</b>	<b>6</b>	<b>10</b>	<b>29</b>	<b>132</b>	<b>9</b>	<b>5</b>	<b>.336</b>	<b>.293</b>	<b>47</b>

### IAN A. KROL

LHP

**Born:** Hinsdale, Illinois, May 9, 1991; **Home:** Naperville, Illinois

**Bats:** Left; **Throws:** Left; **Height:** 6-1; **Weight:** 200

**Obtained:** Selected in the 7<sup>th</sup> round of the 2009 First-Year Player Draft

Attended Neuqua Valley HS...went 9-1 with a 0.94 ERA and tossed three no-hitters, including a perfect game, as a junior in 2008... signed by Kevin Mello...was named to the Midwest League Mid-Season and Post-Season All-Star teams in 2010...led the ML in ERA and finished fourth in opponents batting average...led A's farmhands in 2010 in ERA, ranked eighth in strikeouts, tied for third in wins and was sixth in innings pitched.

Year	Club	W	L	ERA	G	GS	CG	SHO	SV	IP	H	R	ER	HR	HB	BB	IBB	SO	WP	BK
2009	Vancouver (A)	0	1	8.10	3	1	0	0	0	3.1	6	5	3	0	0	1	0	4	0	0
	AZL A's (R)	0	0	0.00	1	1	0	0	0	1.0	0	0	0	0	0	0	0	0	0	0
2010	Kane County (A)	9	4	2.65	24	23	0	0	0	118.2	98	42	35	5	7	19	1	91	2	3
	Stockton (A)	1	0	3.66	4	4	0	0	0	19.2	18	9	8	3	1	9	0	20	0	0
2011	AZL A's (R)	0	0	0.00	3	3	0	0	0	5.0	0	0	0	0	0	0	0	6	0	0
<b>Minor League Totals</b>		<b>10</b>	<b>5</b>	<b>2.80</b>	<b>35</b>	<b>32</b>	<b>0</b>	<b>0</b>	<b>0</b>	<b>147.2</b>	<b>122</b>	<b>56</b>	<b>46</b>	<b>8</b>	<b>8</b>	<b>29</b>	<b>1</b>	<b>121</b>	<b>2</b>	<b>3</b>

### TYLER JAMES LADENDORF

IF

**Born:** Park Ridge, Illinois, March 7, 1988; **Home:** Des Plaines, Illinois

**Bats:** Right; **Throws:** Right; **Height:** 6-1; **Weight:** 200

**Obtained:** Acquired from the Minnesota Twins in exchange for shortstop Orlando Cabrera and cash, July 31, 2009

Graduated from Maine West HS (IL)...attended Howard CC (TX)...was the Minnesota Twins second round pick in the 2008 First-Year Player Draft...was originally signed by Marty Esposito...ranked seventh among A's farmhands in stolen bases and tied for fourth in doubles in 2010.

Year	Club	AVG.	G	AB	R	H	2B	3B	HR	RBI	SH	SF	HP	BB	SO	SB	CS	SLG	OBP	E
2008	GCL Twins (R)	.204	45	147	17	30	8	1	1	13	3	2	6	17	29	6	0	.293	.308	7
2009	Elizabethon (A)	.410	17	61	18	25	7	0	4	17	0	1	1	11	7	1	0	.721	.500	4
	Beloit (A)	.233	15	60	7	14	2	0	0	4	0	0	1	4	13	2	1	.267	.292	2
	Kane County (A)	.231	35	130	13	30	4	2	2	15	2	0	3	10	19	2	2	.338	.301	10
2010	Sacramento (AAA)	.100	4	10	0	1	1	0	0	0	0	0	0	1	2	0	0	.200	.182	0
	Stockton (A)	.274	126	478	60	131	30	4	5	41	5	3	3	35	110	20	4	.385	.326	20
2011	Sacramento (AAA)	.211	4	19	2	4	1	0	0	1	1	0	0	1	6	0	0	.263	.250	0
	Midland (AA)	.225	125	432	55	97	17	3	6	35	7	2	6	47	87	6	5	.319	.308	21
<b>Minor League Totals</b>		<b>.248</b>	<b>371</b>	<b>1337</b>	<b>172</b>	<b>332</b>	<b>70</b>	<b>10</b>	<b>18</b>	<b>126</b>	<b>18</b>	<b>8</b>	<b>20</b>	<b>126</b>	<b>273</b>	<b>37</b>	<b>12</b>	<b>.356</b>	<b>.321</b>	<b>64</b>

### CHRISTOPHER MARK LAMB

LHP

**Born:** Berkeley, California, June 29, 1990; **Home:** Berkeley, California

**Bats:** Switch; **Throws:** Left; **Height:** 6-1; **Weight:** 185

**Obtained:** Selected in the 11<sup>th</sup> round of the 2011 First-Year Player Draft

Graduated from Berkeley HS (CA)...attended Davidson College...signed by Neil Avent.

Year	Club	W	L	ERA	G	GS	CG	SHO	SV	IP	H	R	ER	HR	HB	BB	IBB	SO	WP	BK
2011	AZL A's (R)	0	0	0.00	3	0	0	0	0	5.0	2	1	0	0	1	1	0	4	3	0
<b>Minor League Totals</b>		<b>0</b>	<b>0</b>	<b>0.00</b>	<b>3</b>	<b>0</b>	<b>0</b>	<b>0</b>	<b>0</b>	<b>5.0</b>	<b>2</b>	<b>1</b>	<b>0</b>	<b>0</b>	<b>1</b>	<b>1</b>	<b>0</b>	<b>4</b>	<b>3</b>	<b>0</b>

### DOUGLAS ALBERTO LANDAETA

OF

**Born:** Cabudare, Venezuela, November 25, 1988; **Home:** Cabudare, Venezuela

**Bats:** Right; **Throws:** Right; **Height:** 6-2; **Weight:** 200

**Obtained:** Signed as a non-drafted free agent, September 18, 2006

Signed by Julio Franco and Ruben Barradas...was named a Midwest League Mid-Season All-Star in 2011.

Year	Club	AVG.	G	AB	R	H	2B	3B	HR	RBI	SH	SF	HP	BB	SO	SB	CS	SLG	OBP	E
2007	DSL A's-1 (R)	.292	39	106	19	31	4	0	0	6	1	0	2	12	17	1	2	.330	.375	1
2008	DSL A's-2 (R)	.267	51	176	25	47	9	3	0	16	2	2	0	12	23	5	5	.352	.311	2
2009	AZL A's (R)	.248	39	141	18	35	6	5	0	18	0	1	1	13	27	3	1	.362	.314	5
2010	Vancouver (A)	.293	71	280	28	82	15	1	2	32	2	3	1	18	36	5	9	.375	.334	3
2011	Burlington (A)	.250	110	420	51	105	23	2	7	55	2	3	6	23	89	10	4	.364	.296	1
<b>Minor League Totals</b>		<b>.267</b>	<b>310</b>	<b>1123</b>	<b>141</b>	<b>300</b>	<b>57</b>	<b>11</b>	<b>9</b>	<b>127</b>	<b>7</b>	<b>9</b>	<b>10</b>	<b>78</b>	<b>192</b>	<b>24</b>	<b>21</b>	<b>.362</b>	<b>.318</b>	<b>12</b>

**JOSHUA ADAM LANSFORD**

**RHP**

**Born:** Livermore, California, July 31, 1984; **Home:** Queen Creek, Arizona

**Bats:** Right; **Throws:** Right; **Height:** 6-3; **Weight:** 225

**Obtained:** Signed as a free agent to a minor league contact, March 30, 2010

Graduated from St. Francis HS (CA)...attended Cal Poly, San Luis Obispo...originally selected by the Chicago Cubs in the 6<sup>th</sup> round of the 2006 First-Year Player Draft...signed by Steve Fuller (Cubs)...is the son of Carney Lansford, who played for the A's from 1983-92 as well as California (1978-80) and Boston (1981-82)...uncles Phil Lansford and Joe Lansford also played in the majors...converted from an infielder to a pitcher at the start of the 2009 season...was released by the Cubs March 26, 2010.

Year	Club	W	L	ERA	G	GS	CG	SHO	SV	IP	H	R	ER	HR	HB	BB	IBB	SO	WP	BK
2008	Tennessee (AA)	0	0	0.00	1	0	0	0	0	0.2	0	0	0	0	1	1	0	1	0	0
2009	Boise (A)	1	1	3.51	22	0	0	0	0	33.1	33	15	13	2	3	15	0	22	3	1
2010	Kane County (A)	1	2	4.11	40	0	0	0	1	50.1	53	29	23	5	3	16	0	58	5	2
2011	Stockton (A)	3	6	2.78	41	0	0	0	4	58.1	42	22	18	4	5	11	1	68	4	0
<b>Minor League Totals</b>		<b>5</b>	<b>9</b>	<b>3.41</b>	<b>41</b>	<b>0</b>	<b>0</b>	<b>0</b>	<b>5</b>	<b>142.2</b>	<b>128</b>	<b>66</b>	<b>54</b>	<b>11</b>	<b>12</b>	<b>43</b>	<b>1</b>	<b>149</b>	<b>12</b>	<b>3</b>

Year	Club	AVG.	G	AB	R	H	2B	3B	HR	RBI	SH	SF	HP	BB	SO	SB	CS	SLG	OBP	E
2006	Boise (A)	.255	62	235	32	60	7	1	5	35	0	3	5	24	43	4	1	.357	.333	8
2007	Peoria (A)	.273	84	322	29	88	17	0	3	42	6	3	0	16	33	2	7	.354	.305	14
2008	Daytona (A)	.249	61	217	22	54	10	0	1	17	7	0	3	12	35	1	4	.309	.297	14
	Tennessee (AA)	.236	48	161	14	38	15	0	1	16	4	0	1	6	23	0	1	.348	.268	9
<b>Minor League Totals</b>		<b>.257</b>	<b>317</b>	<b>935</b>	<b>97</b>	<b>240</b>	<b>49</b>	<b>1</b>	<b>10</b>	<b>110</b>	<b>17</b>	<b>6</b>	<b>9</b>	<b>58</b>	<b>134</b>	<b>7</b>	<b>13</b>	<b>.343</b>	<b>.305</b>	<b>45</b>

**ALEX ARNOLD LEON**

**RHP**

Goes by "Arnold"

**Born:** Culiacan, Mexico, September 6, 1988; **Home:** Culiacan, Mexico

**Bats:** Right; **Throws:** Right; **Height:** 6-1; **Weight:** 206

**Obtained:** Purchased his contract from Saltillo (Mexican League), March 15, 2008

Was recommended by A's minor league roving infield instructor Juan Navarrete...pitched for Culiacan in the Mexican Pacific Winter League following the 2007 season.

Year	Club	W	L	ERA	G	GS	CG	SHO	SV	IP	H	R	ER	HR	HB	BB	IBB	SO	WP	BK
2006	Saltillo (Mexico)	0	0	2.70	4	0	0	0	0	3.1	2	1	1	0	0	2	0	2	0	0
2007	Saltillo (Mexico)	3	0	1.94	35	0	0	0	1	41.2	31	11	9	2	1	24	2	38	4	0
2008	Stockton (A)	0	0	2.86	20	0	0	0	2	28.1	25	12	9	1	1	9	0	28	1	1
	Saltillo (Mexico)	2	1	4.30	13	0	0	0	0	14.2	12	7	7	0	0	2	0	21	1	0
2009	Midland (AA)	2	3	3.51	33	7	0	0	1	74.1	71	35	29	3	5	28	0	63	5	0
2010	Midland (AA)	0	0	6.23	3	0	0	0	0	4.1	6	3	3	1	0	3	0	1	2	0
2011	AZL A's (R)	0	1	8.53	5	5	0	0	0	6.1	6	6	6	0	0	4	0	8	0	0
<b>Minor League Totals</b>		<b>7</b>	<b>5</b>	<b>3.33</b>	<b>113</b>	<b>12</b>	<b>0</b>	<b>0</b>	<b>4</b>	<b>173.0</b>	<b>153</b>	<b>75</b>	<b>64</b>	<b>7</b>	<b>7</b>	<b>72</b>	<b>2</b>	<b>161</b>	<b>13</b>	<b>1</b>

**MITCHELL WILLIAM LEVIER**

**OF**

**Born:** Whittier, California, January 12, 1988; **Home:** Whittier, California

**Bats:** Left; **Throws:** Left; **Height:** 5-11; **Weight:** 190

**Obtained:** Selected in the 9<sup>th</sup> round of the 2008 First-Year Player Draft

Graduated from California HS...attended Fullerton College...signed by Eric Martins.

Year	Club	AVG.	G	AB	R	H	2B	3B	HR	RBI	SH	SF	HP	BB	SO	SB	CS	SLG	OBP	E
2008	Vancouver (A)	.241	50	170	15	41	7	1	0	12	5	1	1	9	52	4	2	.294	.282	0
2009	Kane County (A)	.246	35	122	18	30	7	0	2	18	1	3	3	7	25	3	0	.352	.296	2
2010	AZL A's (R)	.200	10	35	6	7	3	1	0	4	0	0	0	3	11	0	0	.343	.263	0
	Vancouver (A)	.318	5	22	3	7	2	0	1	3	2	0	0	0	8	0	0	.545	.318	0
	Kane County (A)	.313	25	96	17	30	6	1	3	21	0	0	0	9	23	1	0	.490	.371	3
2011	Stockton (A)	.218	99	367	45	80	14	3	15	48	0	3	3	22	102	2	3	.395	.266	3
<b>Minor League Totals</b>		<b>.240</b>	<b>224</b>	<b>812</b>	<b>104</b>	<b>195</b>	<b>39</b>	<b>6</b>	<b>21</b>	<b>106</b>	<b>8</b>	<b>7</b>	<b>7</b>	<b>50</b>	<b>221</b>	<b>10</b>	<b>5</b>	<b>.381</b>	<b>.288</b>	<b>8</b>

PLAYER DEVELOPMENT

## Organizational Players, continued

### CHAD A. LEWIS

IF

**Born:** Fountain Valley, California, December 10, 1991; **Home:** Huntington Beach, California

**Bats:** Right; **Throws:** Right; **Height:** 6-4; **Weight:** 215

**Obtained:** Selected in the 4th round of the 2010 First-Year Player Draft

Graduated from Marina HS (CA)...signed by Eric Martins.

Year	Club	AVG.	G	AB	R	H	2B	3B	HR	RBI	SH	SF	HP	BB	SO	SB	CS	SLG	OBP	E
2010	AZL A's (R)	.231	4	13	5	3	0	0	0	3	0	0	0	3	5	0	0	.231	.375	3
2011	Vermont (A)	.238	70	265	32	63	11	1	4	40	1	7	5	13	72	4	1	.332	.279	18
<b>Minor League Totals</b>		<b>.237</b>	<b>74</b>	<b>278</b>	<b>37</b>	<b>66</b>	<b>11</b>	<b>1</b>	<b>4</b>	<b>43</b>	<b>1</b>	<b>7</b>	<b>5</b>	<b>16</b>	<b>77</b>	<b>4</b>	<b>1</b>	<b>.327</b>	<b>.284</b>	<b>21</b>

### MARCELINO DE ROYCE LEYJA

IF

Goes by "Nino"

**Born:** Houston, Texas, October 2, 1990; **Home:** Houston, Texas

**Bats:** Right; **Throws:** Right; **Height:** 5-11; **Weight:** 180

**Obtained:** Selected in the 15th round of the 2008 First-Year Player Draft

Graduated from Houston Christian HS...signed by Blake Davis...named to the Arizona League Post-Season All-Star team in 2008... finished tied for fourth in runs scored in the AZL in 2008 and ranked fourth in the A's farm system in batting average...was named a Midwest League Mid-Season All Star in 2011...also led A's farmhands in stolen bases and was tied for third in triples

Year	Club	AVG.	G	AB	R	H	2B	3B	HR	RBI	SH	SF	HP	BB	SO	SB	CS	SLG	OBP	E
2008	AZL A's (R)	.315	43	165	42	52	12	6	1	25	0	3	1	19	31	10	2	.479	.383	15
2009	Kane County (A)	.231	33	121	18	28	4	2	2	5	1	0	0	13	33	7	2	.347	.306	11
	Vancouver (A)	.269	16	67	5	18	3	0	1	7	3	0	0	3	19	3	0	.358	.300	4
2010	Kane County (A)	.224	37	125	13	28	2	0	0	11	2	0	0	8	38	4	2	.240	.271	2
	Vancouver (A)	.220	43	141	19	31	3	1	1	7	2	3	2	13	35	3	2	.277	.289	12
2011	Burlington (A)	.235	113	421	72	99	20	5	6	35	2	1	6	47	118	28	5	.349	.320	23
<b>Minor League Totals</b>		<b>.246</b>	<b>285</b>	<b>1040</b>	<b>169</b>	<b>256</b>	<b>44</b>	<b>14</b>	<b>11</b>	<b>90</b>	<b>10</b>	<b>7</b>	<b>9</b>	<b>103</b>	<b>274</b>	<b>55</b>	<b>13</b>	<b>.347</b>	<b>.318</b>	<b>67</b>

### JOSHUA SEAN LEYLAND

C

**Born:** Glendora, California, July 6, 1991; **Home:** San Dimas, California

**Bats:** Left; **Throws:** Right; **Height:** 6-3; **Weight:** 250

**Obtained:** Selected in the 16th round of the 2009 First-Year Player Draft

Attended San Dimas HS...signed by Eric Martins.

Year	Club	AVG.	G	AB	R	H	2B	3B	HR	RBI	SH	SF	HP	BB	SO	SB	CS	SLG	OBP	E
2009	AZL A's (R)	.150	7	20	3	3	0	0	0	1	0	0	3	4	11	0	1	.150	.370	0
2010																				
2011	AZL A's (R)	.322	20	59	11	19	6	0	0	9	1	1	1	15	19	0	1	.424	.461	5
<b>Minor League Totals</b>		<b>.278</b>	<b>27</b>	<b>79</b>	<b>14</b>	<b>22</b>	<b>6</b>	<b>0</b>	<b>0</b>	<b>10</b>	<b>1</b>	<b>1</b>	<b>4</b>	<b>19</b>	<b>30</b>	<b>0</b>	<b>1</b>	<b>.354</b>	<b>.437</b>	<b>5</b>

### RYAN D. LIPKIN

C

**Born:** Vallejo, California, Oct. 8, 1987; **Home:** Vacaville, California

**Bats:** Right; **Throws:** Right; **Height:** 6-0; **Weight:** 205

**Obtained:** Selected in the 24th round of the 2010 First-Year Player Draft

Graduated from Vanden HS...attended Solano CC...attended the University of San Francisco...was a member of the gold medal-winning USA Collegiate National Team that went 24-0 in international play in the summer of 2008...signed by Jermaine Clark.

Year	Club	AVG.	G	AB	R	H	2B	3B	HR	RBI	SH	SF	HP	BB	SO	SB	CS	SLG	OBP	E
2010	Vancouver (A)	.272	52	184	21	50	12	0	1	33	3	1	3	13	32	1	1	.353	.328	5
2011	Stockton (A)	.248	83	314	44	78	20	1	6	47	3	1	4	14	51	3	2	.376	.288	7
<b>Minor League Totals</b>		<b>.257</b>	<b>135</b>	<b>498</b>	<b>65</b>	<b>128</b>	<b>32</b>	<b>1</b>	<b>7</b>	<b>80</b>	<b>6</b>	<b>2</b>	<b>7</b>	<b>27</b>	<b>83</b>	<b>4</b>	<b>3</b>	<b>.367</b>	<b>.303</b>	<b>12</b>

### NATHAN JAMES LONG

RHP

**Born:** Fort Worth, Texas, February 9, 1986; **Home:** Bedford, Texas

**Bats:** Right; **Throws:** Right; **Height:** 6-2; **Weight:** 215

**Obtained:** Selected in the 26th round of the 2009 First-Year Player Draft

Graduated from All Saints Episcopal HS...attended the University of Texas at Arlington...led the Southland Conference and broke the school's single-season record with 104 strikeouts in 2009...signed by Armann Brown...in 2010, lead the Northwest League in innings pitched, tied for first in wins and ranked eighth in ERA...ranked 10th among A's minor leaguers in wins in 2010...in 2011, ranked third among A's farmhands in ERA.

Year	Club	W	L	ERA	G	GS	CG	SHO	SV	IP	H	R	ER	HR	HB	BB	IBB	SO	WP	BK
2009	Vancouver (A)	1	2	6.69	22	0	0	0	0	36.1	45	31	27	5	2	14	2	25	6	2
2010	Vancouver (A)	8	2	3.10	15	15	0	0	0	87.0	95	34	30	4	2	19	2	47	3	1
2011	Burlington (A)	8	8	3.42	26	15	0	0	3	108.0	97	49	41	6	5	42	0	92	5	0
<b>Minor League Totals</b>		<b>17</b>	<b>12</b>	<b>3.81</b>	<b>63</b>	<b>30</b>	<b>0</b>	<b>0</b>	<b>3</b>	<b>231.1</b>	<b>237</b>	<b>114</b>	<b>98</b>	<b>15</b>	<b>9</b>	<b>75</b>	<b>4</b>	<b>164</b>	<b>14</b>	<b>3</b>

### DIOMENDES AUGUSTO LOPEZ (REYES)

C

**Born:** San Pedro de Macoris, Dominican Republic, January 30, 1989; **Home:** San Pedro de Macoris, Dominican Republic  
**Bats:** Right; **Throws:** Right; **Height:** 6-2; **Weight:** 212  
**Obtained:** Signed as a non-drafted free agent, October 4, 2006

Signed by Amauys Reyes.

Year	Club	AVG.	G	AB	R	H	2B	3B	HR	RBI	SH	SF	HP	BB	SO	SB	CS	SLG	OBP	E
2007	DSL A's-2 (R)	.189	38	95	11	18	5	0	2	8	0	1	0	17	30	1	1	.305	.310	1
2008	DSL A's-2 (R)	.245	40	94	10	23	11	0	0	11	0	0	3	5	28	2	0	.362	.304	8
2009	AZL A's (R)	.212	16	52	6	11	2	1	0	4	0	0	1	5	24	0	0	.288	.293	1
2010	Stockton (A)	.667	1	3	0	2	0	0	0	0	0	0	0	1	1	0	0	.667	.750	1
	AZL A's (R)	.266	36	109	11	29	11	0	1	12	1	0	4	12	39	0	1	.394	.360	3
2011	Vermont (A)	.196	32	107	16	21	3	0	6	15	2	1	4	11	40	1	1	.393	.293	7
<b>Minor League Totals</b>		<b>.226</b>	<b>163</b>	<b>460</b>	<b>54</b>	<b>104</b>	<b>32</b>	<b>1</b>	<b>9</b>	<b>50</b>	<b>3</b>	<b>2</b>	<b>12</b>	<b>51</b>	<b>162</b>	<b>4</b>	<b>3</b>	<b>.359</b>	<b>.318</b>	<b>21</b>

### JOSE MACIAS

RHP

**Born:** Caracas, Venezuela, July 18, 1989; **Home:** Bronx, New York  
**Bats:** Right; **Throws:** Right; **Height:** 6-1; **Weight:** 185  
**Obtained:** Selected in the 18th round of the 2010 First-Year Player Draft

Graduated from Dewitt Clinton HS (NY)...attended Monroe College...attended Franklin Pierce University...signed by Marc Sauer... was named Midwest League Pitcher of the Week for the period ending May 31, 2011 and ranked fourth among A's farmhands in ERA and tied for sixth in wins.

Year	Club	W	L	ERA	G	GS	CG	SHO	SV	IP	H	R	ER	HR	HB	BB	IBB	SO	WP	BK
2010	AZL A's (R)	3	0	1.29	7	0	0	0	0	14.0	9	3	2	1	0	3	1	11	1	0
	Kane County (A)	0	1	6.43	2	2	0	0	0	7.0	10	5	5	0	0	3	0	4	0	0
2011	Burlington (A)	8	4	3.46	16	16	0	0	0	80.2	81	40	31	3	7	18	0	62	4	0
	Vermont (A)	2	2	3.27	4	4	0	0	0	22.0	20	8	8	2	2	6	0	21	1	0
<b>Minor League Totals</b>		<b>13</b>	<b>7</b>	<b>3.35</b>	<b>29</b>	<b>22</b>	<b>0</b>	<b>0</b>	<b>0</b>	<b>123.2</b>	<b>120</b>	<b>56</b>	<b>46</b>	<b>6</b>	<b>9</b>	<b>30</b>	<b>1</b>	<b>98</b>	<b>6</b>	<b>0</b>

### XAVIER MIKEL MACKLIN

OF

**Born:** Newark, New Jersey, Sept. 5, 1990; **Home:** Rocky Mount, North Carolina  
**Bats:** Right; **Throws:** Right; **Height:** 6-1; **Weight:** 190  
**Obtained:** Selected in the 12th round of the 2011 First-Year Player Draft

Graduated from Nash Central HS (NC)...attended North Carolina A&T State...signed by Neil Avent.

Year	Club	AVG.	G	AB	R	H	2B	3B	HR	RBI	SH	SF	HP	BB	SO	SB	CS	SLG	OBP	E
2011	Vermont (A)	.230	43	152	8	35	7	1	0	12	2	0	2	10	47	3	2	.289	.287	1
<b>Minor League Totals</b>		<b>.230</b>	<b>43</b>	<b>152</b>	<b>8</b>	<b>35</b>	<b>7</b>	<b>1</b>	<b>0</b>	<b>12</b>	<b>2</b>	<b>0</b>	<b>2</b>	<b>10</b>	<b>47</b>	<b>3</b>	<b>2</b>	<b>.289</b>	<b>.287</b>	<b>1</b>

### MIGUEL ALEJANDRO MARTE (RODRIGUEZ)

IF

**Born:** Santiago, Dominican Republic, Aug. 29, 1989; **Home:** Santiago, Dominican Republic  
**Bats:** Right; **Throws:** Right; **Height:** 6-3; **Weight:** 254  
**Obtained:** Signed as a non-drafted free agent, September 26, 2007

Signed by Angel Eusebio.

Year	Club	AVG.	G	AB	R	H	2B	3B	HR	RBI	SH	SF	HP	BB	SO	SB	CS	SLG	OBP	E
2008	DSL A's-1 (R)	.194	43	98	13	19	4	0	1	15	0	1	2	13	23	0	0	.265	.298	4
2009	DSL A's (R)	.304	39	102	10	31	9	0	0	17	0	2	1	18	28	2	1	.392	.407	4
2010	DSL A's (R)	.270	11	37	7	10	2	0	2	12	0	0	3	5	10	1	0	.486	.400	0
	AZL A's (R)	.230	52	204	21	47	9	0	4	27	1	1	6	4	73	1	0	.333	.265	8
2011	AZL A's (R)	.299	39	137	20	41	11	0	6	26	0	2	7	9	38	0	1	.511	.368	8
<b>Minor League Totals</b>		<b>.256</b>	<b>184</b>	<b>578</b>	<b>71</b>	<b>148</b>	<b>35</b>	<b>0</b>	<b>13</b>	<b>97</b>	<b>1</b>	<b>6</b>	<b>19</b>	<b>49</b>	<b>172</b>	<b>4</b>	<b>2</b>	<b>.384</b>	<b>.331</b>	<b>24</b>

### YADEL MARTI (CARRILLO)

RHP

**Born:** Havana, Cuba, July 22, 1979; **Home:** Miami, Florida  
**Bats:** Right; **Throws:** Right; **Height:** 6-0; **Weight:** 190  
**Obtained:** Signed as a free agent to a minor league contract, August 6, 2010

PLAYER DEVELOPMENT

## Organizational Players, continued

Defected from Cuba in December 2008 and pitched for Licey in the Dominican Republic following the 2009 season...went 3-1 with a 2.30 ERA in 11 games, three starts...pitched for Cuba in the 2006 World Baseball Classic and was named to the All-Tournament Team after going 1-0 with two saves and a 0.00 ERA (12.2 ip) in four games, two starts...was 11-2 with a league-leading 2.00 ERA for Industriales in the Cuban Serie Nacional in 2005.

Year	Club	W	L	ERA	G	GS	CG	SHO	SV	IP	H	R	ER	HR	HB	BB	IBB	SO	WP	BK
2010	Veracruz (Mex.)	2	2	4.19	8	8	0	0	0	43.0	48	22	20	2	2	14	1	28	0	0
2011	Sacramento (AAA)	5	1	4.92	16	14	0	0	0	82.1	100	51	45	11	2	33	0	50	4	1
	Midland (AA)	2	0	0.75	2	2	0	0	0	12.0	7	1	1	0	0	2	0	7	2	0
	Stockton (A)	0	0	0.00	1	0	0	0	0	2.0	0	0	0	0	0	1	0	1	1	0
<b>Minor League Totals</b>		<b>9</b>	<b>3</b>	<b>4.26</b>	<b>27</b>	<b>24</b>	<b>0</b>	<b>0</b>	<b>0</b>	<b>139.1</b>	<b>155</b>	<b>74</b>	<b>66</b>	<b>13</b>	<b>4</b>	<b>50</b>	<b>1</b>	<b>86</b>	<b>7</b>	<b>1</b>

### REYNALDO VALENTIN MATEO (MARTINEZ)

C

**Born:** Santo Domingo, Dominican Republic, July 16, 1989; **Home:** Santo Domingo, Dominican Republic

**Bats:** Right; **Throws:** Right; **Height:** 5-11; **Weight:** 210

**Obtained:** Signed as a free agent to a minor league contract, Nov. 9, 2007

Signed by Angel Eusebio and Raymond Abreu.

Year	Club	AVG.	G	AB	R	H	2B	3B	HR	RBI	SH	SF	HP	BB	SO	SB	CS	SLG	OBP	E
2009	DSL A's (R)	.364	41	107	17	39	12	0	3	21	1	0	6	18	21	3	1	.561	.481	7
2010	DSL A's (R)	.236	56	157	19	37	9	0	1	14	0	3	8	32	36	6	1	.312	.385	8
2011	AZL A's (R)	.266	39	128	21	34	8	2	6	25	0	3	8	9	38	0	0	.500	.345	6
<b>Minor League Totals</b>		<b>.281</b>	<b>136</b>	<b>392</b>	<b>57</b>	<b>110</b>	<b>29</b>	<b>2</b>	<b>10</b>	<b>60</b>	<b>1</b>	<b>6</b>	<b>22</b>	<b>59</b>	<b>95</b>	<b>9</b>	<b>2</b>	<b>.441</b>	<b>.399</b>	<b>21</b>

### CHRIS SCOTT MEDEROS

RHP

**Born:** Douglas, Georgia, May 17, 1987; **Home:** Valdosta, Georgia

**Bats:** Right; **Throws:** Right; **Height:** 6-2; **Weight:** 175

**Obtained:** Selected in the 25th round of the 2009 First-Year Player Draft

Graduated from Lowndes County HS...attended Gordon JC...attended Georgia Southern University...earned All-Southern Conference honors in 2009...signed by Leland Maddox.

Year	Club	W	L	ERA	G	GS	CG	SHO	SV	IP	H	R	ER	HR	HB	BB	IBB	SO	WP	BK
2009	AZL A's (R)	3	1	2.14	11	2	0	0	0	21.0	14	5	5	1	0	2	0	26	1	0
2010	AZL A's (R)	0	1	13.50	2	1	0	0	0	2.2	3	4	4	0	2	0	0	6	2	0
	Kane County (A)	7	5	3.01	15	13	0	0	0	71.2	60	32	24	4	2	22	0	57	5	0
2011	Stockton (A)	0	0	5.11	11	0	0	0	0	12.1	11	8	7	2	0	3	0	14	1	0
	Burlington (A)	2	1	0.93	13	0	0	0	5	19.1	9	2	2	0	1	4	0	25	3	0
<b>Minor League Totals</b>		<b>12</b>	<b>8</b>	<b>2.98</b>	<b>52</b>	<b>16</b>	<b>0</b>	<b>0</b>	<b>5</b>	<b>127.0</b>	<b>97</b>	<b>51</b>	<b>42</b>	<b>7</b>	<b>5</b>	<b>31</b>	<b>0</b>	<b>128</b>	<b>12</b>	<b>0</b>

### GERALD C. MENNA

RHP

Goes by "J.C."

**Born:** Long Branch, New Jersey, Dec. 24, 1988; **Home:** Oakhurst, New Jersey

**Bats:** Right; **Throws:** Right; **Height:** 6-4; **Weight:** 215

**Obtained:** Selected in the 14th round of the 2010 First-Year Player Draft

Graduated from Red Bank Regional HS (NJ)...attended Brookdale CC...signed by Marc Sauer.

Year	Club	W	L	ERA	G	GS	CG	SHO	SV	IP	H	R	ER	HR	HB	BB	IBB	SO	WP	BK
2010	AZL A's (R)	1	2	5.79	13	1	0	0	0	23.1	25	24	15	0	5	13	0	15	5	1
2011	Vermont (A)	2	7	5.70	14	11	0	0	0	53.2	60	43	34	7	2	39	0	40	4	2
<b>Minor League Totals</b>		<b>3</b>	<b>9</b>	<b>5.73</b>	<b>27</b>	<b>12</b>	<b>0</b>	<b>0</b>	<b>0</b>	<b>77.0</b>	<b>85</b>	<b>67</b>	<b>49</b>	<b>7</b>	<b>7</b>	<b>52</b>	<b>0</b>	<b>55</b>	<b>9</b>	<b>3</b>

### RENE MERISTIL

LHP

**Born:** Quanamithe, Haiti, Dec. 30, 1986; **Home:** El Seibo, Dominican Republic

**Bats:** Left; **Throws:** Left; **Height:** 6-3; **Weight:** 205

**Obtained:** Signed as a free agent to a minor league contract, Nov. 13, 2007

Signed by Angel Eusebio and Raymond Abreu.

Year	Club	W	L	ERA	G	GS	CG	SHO	SV	IP	H	R	ER	HR	HB	BB	IBB	SO	WP	BK
2008	DSL A's-2 (R)	1	4	6.69	17	7	0	0	1	37.2	30	34	28	0	6	41	1	33	10	0
2009	DSL A's (R)	1	6	2.10	14	9	0	0	0	60.0	42	23	14	2	5	29	0	58	8	0
2010	DSL A's (R)	3	6	9.17	13	9	0	0	0	36.1	41	45	37	0	4	33	0	46	12	1
2011	DSL A's (R)	(Injured — Did Not Play)																		
<b>Minor League Totals</b>		<b>5</b>	<b>16</b>	<b>5.31</b>	<b>44</b>	<b>25</b>	<b>0</b>	<b>0</b>	<b>1</b>	<b>134.0</b>	<b>113</b>	<b>102</b>	<b>79</b>	<b>2</b>	<b>15</b>	<b>103</b>	<b>1</b>	<b>137</b>	<b>30</b>	<b>1</b>

**Born:** Azua, Dominican Republic, Nov. 24, 1988; **Home:** Azua, Dominican Republic

**Bats:** Right; **Throws:** Right; **Height:** 5-11; **Weight:** 180

**Obtained:** Acquired as the player to be named later in the Mark Ellis trade, Sept. 30, 2011

Originally signed a minor league contract with Colorado, Nov. 13, 2007.

Year	Club	AVG.	G	AB	R	H	2B	3B	HR	RBI	SH	SF	HP	BB	SO	SB	CS	SLG	OBP	E
2008	Casper (R)	.226	41	146	17	33	4	2	2	19	2	3	3	6	36	3	2	.322	.266	1
2009	Casper (R)	.316	57	231	35	73	9	6	1	28	2	1	2	10	38	12	5	.420	.348	5
2010	Ashville (A)	.302	117	483	83	146	33	9	2	42	5	0	2	39	91	29	11	.420	.357	6
2011	Modesto (A)	.256	53	164	22	42	7	1	0	13	6	1	1	15	28	11	2	.311	.320	5
<b>Minor League Totals</b>		<b>.287</b>	<b>268</b>	<b>1024</b>	<b>157</b>	<b>294</b>	<b>53</b>	<b>18</b>	<b>5</b>	<b>102</b>	<b>15</b>	<b>5</b>	<b>8</b>	<b>70</b>	<b>193</b>	<b>55</b>	<b>20</b>	<b>.389</b>	<b>.336</b>	<b>17</b>

## DAVID MOTA

RHP

**Born:** El Seibo, Dominican Republic, February 18, 1987; **Home:** El Seibo, Dominican Republic

**Bats:** Right; **Throws:** Right; **Height:** 6-4; **Weight:** 270

**Obtained:** Signed as a non-drafted free agent, February 10, 2006

Signed by Amaury Reyes.

Year	Club	W	L	ERA	G	GS	CG	SHO	SV	IP	H	R	ER	HR	HB	BB	IBB	SO	WP	BK	
2006	DSL A's-2 (R)	0	1	12.19	11	0	0	0	0	10.1	13	18	14	2	2	15	0	10	4	0	
2007	DSL A's-2 (R)	1	2	7.71	11	0	0	0	0	16.1	18	18	14	0	2	20	0	18	8	0	
	DSL A's-1 (R)	0	0	3.38	2	0	0	0	0	2.2	2	1	1	0	0	3	0	1	2	0	
2008		(Injured – Did Not Play)																			
2009	AZL A's (R)	1	0	6.14	6	0	0	0	0	7.1	4	5	5	0	1	7	0	11	6	0	
2010		(Injured – Did Not Play)																			
2011	AZL A's (R)	0	1	8.83	13	0	0	0	0	17.1	25	19	17	1	2	17	1	17	2	0	
<b>Minor League Totals</b>		<b>2</b>	<b>4</b>	<b>8.50</b>	<b>43</b>	<b>0</b>	<b>0</b>	<b>0</b>	<b>0</b>	<b>54.0</b>	<b>62</b>	<b>61</b>	<b>51</b>	<b>3</b>	<b>7</b>	<b>62</b>	<b>1</b>	<b>57</b>	<b>22</b>	<b>0</b>	

## SEAN MURPHY

RHP

**Born:** Philadelphia, Pennsylvania, Aug. 23, 1988; **Home:** Philadelphia, Pennsylvania

**Bats:** Switch; **Throws:** Right; **Height:** 6-6; **Weight:** 220

**Obtained:** Selected in the 33rd round of the 2010 First-Year Player Draft

Graduated from North Catholic HS (PA)...attended Keystone College...signed by Marc Sauer.

Year	Club	W	L	ERA	G	GS	CG	SHO	SV	IP	H	R	ER	HR	HB	BB	IBB	SO	WP	BK
2010	AZL A's (R)	3	0	2.57	14	0	0	0	2	21.0	15	9	6	0	1	8	1	32	1	0
2011	Stockton (A)	1	0	1.50	1	0	0	0	0	6.0	6	1	1	0	0	1	0	5	0	0
	Burlington (A)	1	3	6.33	15	6	0	0	0	42.2	57	31	30	5	3	10	0	34	3	0
<b>Minor League Totals</b>		<b>5</b>	<b>3</b>	<b>4.78</b>	<b>30</b>	<b>7</b>	<b>0</b>	<b>0</b>	<b>2</b>	<b>69.2</b>	<b>78</b>	<b>41</b>	<b>37</b>	<b>5</b>	<b>4</b>	<b>19</b>	<b>1</b>	<b>71</b>	<b>4</b>	<b>0</b>

## CHARLES EDWARD MYE

LHP

Goes by "Chaz"

**Born:** Amherst, New York, April 27, 1988; **Home:** North Tonawanda, New York

**Bats:** Left; **Throws:** Left; **Height:** 6-3; **Weight:** 205

**Obtained:** Signed as a non-drafted free agent, June 17, 2010

Graduated from St. Joseph HS (NY)...attended Lake Sumter CC...attended the University of Buffalo...signed by Matt Higginson.

Year	Club	W	L	ERA	G	GS	CG	SHO	SV	IP	H	R	ER	HR	HB	BB	IBB	SO	WP	BK
2010	AZL A's (R)	1	4	3.52	16	0	0	0	1	23.0	25	12	9	3	0	11	1	23	0	0
2011	Sacramento (AAA)	0	0	0.00	1	0	0	0	0	1.0	0	0	0	0	0	1	0	0	0	0
	Stockton (A)	0	0	0.00	1	0	0	0	0	1.1	1	0	0	0	0	1	0	1	1	0
	Vermont (A)	0	0	9.00	2	0	0	0	0	2.0	4	2	2	1	0	2	0	3	0	1
	AZL A's (R)	2	0	1.01	15	0	0	0	4	26.2	25	6	3	1	4	6	0	25	1	0
<b>Minor League Totals</b>		<b>3</b>	<b>4</b>	<b>2.33</b>	<b>35</b>	<b>0</b>	<b>0</b>	<b>0</b>	<b>5</b>	<b>54.0</b>	<b>55</b>	<b>20</b>	<b>14</b>	<b>5</b>	<b>4</b>	<b>21</b>	<b>1</b>	<b>52</b>	<b>2</b>	<b>1</b>

## JOHN NESTER

C

**Born:** Huntington, West Virginia, May 28, 1989; **Home:** Greer, South Carolina

**Bats:** Right; **Throws:** Right; **Height:** 6-1; **Weight:** 210

**Obtained:** Selected in the 39th round of the 2010 First-Year Player Draft

Graduated from Riverside HS (SC)...attended Clemson University...signed by Neil Avent.

## Organizational Players, continued

Year	Club	AVG.	G	AB	R	H	2B	3B	HR	RBI	SH	SF	HP	BB	SO	SB	CS	SLG	OBP	E
2010	Vancouver (A)	.182	22	77	7	14	3	0	0	7	3	1	0	8	26	0	1	.221	.256	1
2011	Burlington (A)	.213	82	249	30	53	17	1	3	23	5	3	2	38	72	4	3	.325	.318	7
<b>Minor League Totals</b>		<b>.206</b>	<b>104</b>	<b>326</b>	<b>37</b>	<b>67</b>	<b>20</b>	<b>1</b>	<b>3</b>	<b>30</b>	<b>8</b>	<b>4</b>	<b>2</b>	<b>46</b>	<b>98</b>	<b>4</b>	<b>4</b>	<b>.301</b>	<b>.304</b>	<b>8</b>

### JUAN GABRIEL NUNEZ (MEJIA)

C

**Born:** Bani, Dominican Republic, August 27, 1987; **Home:** Bani, Dominican Republic

**Bats:** Right; **Throws:** Right; **Height:** 6-1; **Weight:** 216

**Obtained:** Signed as a non-drafted free agent, February 1, 2006

Signed by Bernardino Rosario...played for Estrellas de Oriente of the Dominican Winter League following the 2009 season.

Year	Club	AVG.	G	AB	R	H	2B	3B	HR	RBI	SH	SF	HP	BB	SO	SB	CS	SLG	OBP	E
2006	DSL A's-2 (R)	.184	15	38	7	7	0	0	1	3	0	0	0	7	7	1	1	.263	.311	1
	DSL A's-1 (R)	.282	34	110	17	31	3	0	0	9	2	0	1	8	22	1	0	.309	.336	4
2007	AZL A's (R)	.188	21	69	7	13	1	1	0	5	1	0	0	15	22	0	3	.232	.333	2
2008	Stockton (A)	.042	11	24	2	1	0	0	0	0	0	0	0	5	9	1	0	.042	.207	1
	Vancouver (A)	.206	22	63	8	13	3	0	1	4	3	0	0	6	18	0	1	.302	.275	3
	Kane County (A)	.333	7	21	3	7	0	0	0	1	1	0	1	2	5	0	0	.333	.417	1
2009	Kane County (A)	.224	51	161	18	36	7	0	1	10	5	1	1	7	44	1	0	.286	.259	10
2010	Kane County (A)	.171	44	152	12	26	4	0	1	16	2	1	1	6	51	0	1	.217	.206	10
2011	Midland (AA)	.000	1	1	0	0	0	0	0	0	0	0	0	0	1	0	0	.000	.000	0
	Stockton (A)	.268	16	56	8	15	0	0	0	2	0	0	0	5	14	0	0	.268	.328	4
	Burlington (A)	.105	12	38	3	4	1	0	0	3	0	0	0	4	7	0	0	.132	.190	6
<b>Minor League Totals</b>		<b>.209</b>	<b>235</b>	<b>733</b>	<b>85</b>	<b>153</b>	<b>19</b>	<b>1</b>	<b>4</b>	<b>53</b>	<b>14</b>	<b>2</b>	<b>4</b>	<b>65</b>	<b>200</b>	<b>4</b>	<b>6</b>	<b>.254</b>	<b>.276</b>	<b>37</b>

### CHAD OBERACKER

OF

**Born:** Erie, Pennsylvania, Jan. 1, 1989; **Home:** Erie, Pennsylvania

**Bats:** Left; **Throws:** Left; **Height:** 5-11; **Weight:** 190

**Obtained:** Selected in the 25<sup>th</sup> round of the 2011 First-Year Player Draft

Graduated from McDowell HS (PA)...graduated from Tennessee Tech...signed by Matt Ranson.

Year	Club	AVG.	G	AB	R	H	2B	3B	HR	RBI	SH	SF	HP	BB	SO	SB	CS	SLG	OBP	E
2011	Vermont (A)	.293	47	157	24	46	5	2	0	12	2	1	0	20	32	13	2	.350	.371	1
<b>Minor League Totals</b>		<b>.293</b>	<b>47</b>	<b>157</b>	<b>24</b>	<b>46</b>	<b>5</b>	<b>2</b>	<b>0</b>	<b>12</b>	<b>2</b>	<b>1</b>	<b>0</b>	<b>20</b>	<b>32</b>	<b>13</b>	<b>2</b>	<b>.350</b>	<b>.371</b>	<b>1</b>

### COLIN SEAN O'CONNELL

RHP

**Born:** San Diego, California, June 15, 1990; **Home:** Riverside, California

**Bats:** Right; **Throws:** Right; **Height:** 6-6; **Weight:** 200

**Obtained:** Selected in the 8<sup>th</sup> round of the 2011 First-Year Player Draft

Graduated from Arlington HS (CA)...attended Cal State Fullerton...signed by Eric Martins.

### JONATHAN ALEXANDER ORTIZ (DIAZ)

RHP

**Born:** Bani, Dominican Republic, Oct. 29, 1985; **Home:** Bani, Dominican Republic

**Bats:** Right; **Throws:** Right; **Height:** 5-10; **Weight:** 195

**Obtained:** Signed as a free agent to a minor league contract, December 14, 2010

Originally signed by the New York Yankees as a non-drafted free agent on Aug. 19, 2004...ranked fourth in the New York-Penn League in saves in 2007 and was named NYPL Pitcher of the Week for July 30-Aug. 6...led the South Atlantic League and all Yankees farmhands in saves in 2008...also led the league in appearances was named the Best Reliever in the SAL by Baseball America...was selected to the 2008 Mid-Season SAL All-Star team... was selected to the 2009 Florida State League Mid-Season All-Star team...in 2010, ranked among Florida State League leaders in saves (4th) and games finished (5th)...was second in saves among Yankees minor leaguers in 2010...played for Tigres del Lince following the 2009 and 2011 season.

Year	Club	W	L	ERA	G	GS	CG	SHO	SV	IP	H	R	ER	HR	HB	BB	IBB	SO	WP	BK
2006	DSL Yankees-1 (R)	1	0	0.64	10	0	0	0	7	14.0	5	1	1	0	2	3	0	17	0	0
	DSL Yankees-2 (R)	3	0	0.73	8	7	0	0	0	37.0	19	4	3	1	1	4	0	40	1	0
2007	Tampa Yankees (A)	0	0	3.86	2	0	0	0	0	4.2	3	2	2	0	1	1	0	9	0	0
	GCL Yankees (R)	0	0	0.00	3	0	0	0	2	3.0	0	0	0	0	0	0	0	5	0	0
	Staten Island (A)	5	0	1.80	21	0	0	0	13	25.0	14	5	5	1	1	8	2	39	0	0
2008	Charleston (A)	4	2	2.03	57	0	0	0	33	62.0	48	21	14	2	5	13	4	87	3	1
2009	Charleston (A)	0	1	1.26	24	0	0	0	9	28.2	21	6	4	1	2	3	0	40	3	1
	Tampa (A)	3	3	4.67	24	0	0	0	8	27.0	35	16	14	3	0	7	1	36	2	0
2010	Tampa (A)	7	1	2.47	46	0	0	0	21	54.2	41	17	15	4	0	11	1	62	1	0
2011	Midland (AA)	5	2	4.02	42	0	0	0	1	65.0	62	30	29	7	1	24	3	60	2	0
<b>Minor League Totals</b>		<b>28</b>	<b>9</b>	<b>2.44</b>	<b>237</b>	<b>7</b>	<b>0</b>	<b>0</b>	<b>94</b>	<b>321.0</b>	<b>248</b>	<b>102</b>	<b>87</b>	<b>19</b>	<b>13</b>	<b>74</b>	<b>11</b>	<b>395</b>	<b>12</b>	<b>2</b>

### ARGENIS RICARDO PAEZ

RHP

**Born:** Valencia, Venezuela, October 20, 1990; **Home:** Valencia, Venezuela

**Bats:** Right; **Throws:** Right; **Height:** 6-4; **Weight:** 210

**Obtained:** Signed as a non-drafted free agent, February 28, 2008

Signed by Julio Franco and Juan Villanueva...in 2010, tied for second in wins, third in innings pitched and seventh in ERA among Arizona League leaders.

Year	Club	W	L	ERA	G	GS	CG	SHO	SV	IP	H	R	ER	HR	HB	BB	IBB	SO	WP	BK
2008	DSL A's-1 (R)	1	6	3.57	12	12	0	0	0	45.1	45	32	18	0	2	27	0	30	7	0
2009	DSL A's (R)	1	1	6.75	3	1	0	0	0	6.2	9	5	5	0	0	4	0	6	4	0
	AZL A's (R)	0	5	3.68	15	9	0	0	0	51.1	44	26	21	1	4	21	0	46	5	0
2010	AZL A's (R)	6	3	3.15	14	10	0	0	0	65.2	69	29	23	3	4	17	0	53	10	0
2011	Vermont (A)	0	2	6.14	4	4	0	0	0	14.2	16	13	10	1	2	11	0	10	5	0
	AZL A's (R)	4	2	4.17	11	7	0	0	0	49.2	47	36	23	3	4	27	0	51	8	0
<b>Minor League Totals</b>		<b>12</b>	<b>19</b>	<b>3.86</b>	<b>59</b>	<b>43</b>	<b>0</b>	<b>0</b>	<b>0</b>	<b>233.1</b>	<b>230</b>	<b>141</b>	<b>100</b>	<b>8</b>	<b>16</b>	<b>107</b>	<b>0</b>	<b>196</b>	<b>39</b>	<b>0</b>

### CHIH-FANG PAN

IF

**Born:** Kaohsiung, Taiwan, Nov. 12, 1990; **Home:** Kaohsiung, Taiwan

**Bats:** Switch; **Throws:** Right; **Height:** 5-11; **Weight:** 188

**Obtained:** Signed as a non-drafted free agent, April 2, 2010

Signed by Adam Hislop...was named a New York-Penn League Mid-Season All-Star in 2011.

Year	Club	AVG.	G	AB	R	H	2B	3B	HR	RBI	SH	SF	HP	BB	SO	SB	CS	SLG	OBP	E
2010	AZL A's (R)	.331	43	157	31	52	9	4	0	11	1	0	1	13	24	3	4	.439	.386	16
2011	Vermont (A)	.336	37	143	22	48	4	0	1	22	5	2	1	12	27	8	4	.385	.386	5
<b>Minor League Totals</b>		<b>.333</b>	<b>80</b>	<b>300</b>	<b>53</b>	<b>100</b>	<b>13</b>	<b>4</b>	<b>1</b>	<b>33</b>	<b>6</b>	<b>2</b>	<b>2</b>	<b>25</b>	<b>51</b>	<b>11</b>	<b>8</b>	<b>.413</b>	<b>.386</b>	<b>21</b>

### PRESTON JAMES PARAMORE

C

Goes by "Petey"

**Born:** McKinney, Washington, October 30, 1986; **Home:** Tempe, Arizona

**Bats:** Switch; **Throws:** Right; **Height:** 6-2; **Weight:** 215

**Obtained:** Selected in the 3rd round of the 2008 First-Year Player Draft

Graduated from Allen HS (TX)...attended Arizona State University...signed by Jeremy Schied...tied for eighth among A's minor leaguers in walks in 2009...in 2010, ranked among A's farmhands in walks (8<sup>th</sup>) and on-base percentage (7<sup>th</sup>).

Year	Club	AVG.	G	AB	R	H	2B	3B	HR	RBI	SH	SF	HP	BB	SO	SB	CS	SLG	OBP	E
2008	AZL A's (R)	.364	9	22	7	8	2	0	0	4	0	0	0	10	2	0	0	.455	.563	0
	Kane County (A)	.225	31	102	14	23	8	0	1	14	1	0	1	22	30	0	0	.333	.368	0
2009	Kane County (A)	.230	101	326	33	75	9	0	4	36	1	3	3	55	55	1	2	.294	.344	4
2010	Stockton (A)	.255	46	149	18	38	7	0	3	23	0	1	0	34	37	0	1	.362	.391	2
	Midland (AA)	.263	65	205	20	54	8	0	3	19	0	0	2	33	54	0	0	.346	.371	3
2011	Midland (AA)	.192	45	151	19	29	2	1	3	16	0	2	2	24	42	0	0	.278	.307	4
	Stockton (A)	.235	31	119	19	28	2	0	7	21	0	3	2	14	25	0	0	.429	.319	2
<b>Minor League Totals</b>		<b>.237</b>	<b>328</b>	<b>1074</b>	<b>130</b>	<b>255</b>	<b>38</b>	<b>1</b>	<b>21</b>	<b>133</b>	<b>2</b>	<b>9</b>	<b>10</b>	<b>192</b>	<b>245</b>	<b>1</b>	<b>3</b>	<b>.333</b>	<b>.356</b>	<b>15</b>

### STEPHEN CALDER PARKER

IF

**Born:** San Diego, California, September 3, 1987; **Home:** American Fork, Utah

**Bats:** Left; **Throws:** Right; **Height:** 6-2; **Weight:** 205

**Obtained:** Selected in the 5th round of the 2009 First-Year Player Draft

PLAYER DEVELOPMENT



## Organizational Players, continued

Graduated from American Fork HS...attended Brigham Young University...was a First-Team All-Mountain West Conference selection in 2009...signed by Jeremy Schied...was named a Mid-Season and Post-Season California League All-Star in 2010 and was named Player of the Week for the period ending May 3...finished second in the CL in walks and fifth in doubles and RBI...led all A's farmhands in RBI, ranked tied for first in extra base hits, second in hits, doubles, total bases and runs scored, fourth in walks, home runs, slugging percentage and on-base percentage, sixth in batting average and 10<sup>th</sup> in triples...played for the Phoenix Desert Dogs of the Arizona Fall League following the 2010 season...in 2011, ranked fourth among A's minor leaguers in hits and walks, fifth in RBI, tied for fifth in runs scored, doubles and total bases and eighth in batting average.

Year	Club	AVG.	G	AB	R	H	2B	3B	HR	RBI	SH	SF	HP	BB	SO	SB	CS	SLG	OBP	E
2009	AZL A's (R)	.214	3	14	2	3	2	0	0	2	0	0	1	6	0	0	.357	.267	0	
	Kane County (A)	.244	70	254	27	62	11	2	5	39	1	4	2	25	55	1	4	.362	.312	3
2010	Stockton (A)	.296	139	524	102	155	38	5	21	98	0	12	7	84	105	3	1	.508	.392	33
2011	Sacramento (AAA)	.320	5	25	4	8	0	0	0	2	0	0	0	2	6	0	0	.320	.370	0
	Midland (AA)	.286	132	504	72	144	30	2	10	74	0	1	2	69	107	1	1	.413	.373	23
<b>Minor League Totals</b>		<b>.282</b>	<b>349</b>	<b>1321</b>	<b>207</b>	<b>372</b>	<b>81</b>	<b>9</b>	<b>36</b>	<b>215</b>	<b>1</b>	<b>17</b>	<b>11</b>	<b>181</b>	<b>279</b>	<b>5</b>	<b>6</b>	<b>.438</b>	<b>.369</b>	<b>59</b>

### GREGORY MASWEL PAULINO (AQUINO)

RHP

**Born:** Palenque, Dominican Republic, Feb. 4, 1993; **Home:** Keasbey, New Jersey

**Bats:** Right; **Throws:** Right; **Height:** 6-3; **Weight:** 180

**Obtained:** Signed as a free agent to a minor league contract, April 5, 2011

Signed by Angel Eusebio and Raymond Abreu.

Year	Club	W	L	ERA	G	GS	CG	SHO	SV	IP	H	R	ER	HR	HB	BB	IBB	SO	WP	BK
2011	AZL A's (R)	1	1	3.21	8	5	0	0	0	28.0	23	16	10	3	2	8	0	14	1	1
	DSL A's (R)	1	3	1.36	8	7	0	0	0	33.0	30	12	5	0	4	9	0	23	3	0
<b>Minor League Totals</b>		<b>2</b>	<b>4</b>	<b>2.21</b>	<b>16</b>	<b>12</b>	<b>0</b>	<b>0</b>	<b>0</b>	<b>61.0</b>	<b>53</b>	<b>28</b>	<b>15</b>	<b>3</b>	<b>6</b>	<b>17</b>	<b>0</b>	<b>37</b>	<b>4</b>	<b>1</b>

### JENSI MOISES PERALTA (GOLIAL)

IF

**Born:** Caracas, Venezuela, July 2, 1991; **Home:** San Pedro de Macoris, Dominican Republic

**Bats:** Right; **Throws:** Right; **Height:** 6-2; **Weight:** 200

**Obtained:** Signed as a non-drafted free agent, February 8, 2008

Signed by Raymond Abreu.

Year	Club	AVG.	G	AB	R	H	2B	3B	HR	RBI	SH	SF	HP	BB	SO	SB	CS	SLG	OBP	E
2008	DSL A's-2 (R)	.156	32	90	9	14	3	0	0	6	0	1	1	14	25	5	1	.189	.274	11
2009	DSL A's (R)	.246	52	179	20	44	6	2	1	14	0	0	6	10	48	6	7	.318	.308	9
2010	AZL A's (R)	.223	32	103	11	23	5	1	0	8	0	0	0	4	38	0	1	.291	.252	15
2011	AZL A's (R)	.301	38	123	20	37	9	4	1	16	3	0	1	14	34	2	1	.463	.377	11
<b>Minor League Totals</b>		<b>.238</b>	<b>154</b>	<b>495</b>	<b>60</b>	<b>118</b>	<b>23</b>	<b>7</b>	<b>2</b>	<b>44</b>	<b>3</b>	<b>1</b>	<b>8</b>	<b>42</b>	<b>145</b>	<b>13</b>	<b>10</b>	<b>.325</b>	<b>.308</b>	<b>46</b>

### MAXWELL JAMES PERLMAN

RHP

**Born:** Longwood, Florida, Feb. 2, 1988; **Home:** Longwood, Florida

**Bats:** Right; **Throws:** Right; **Height:** 6-7; **Weight:** 235

**Obtained:** Selected in the 35<sup>th</sup> round of the 2011 First-Year Player Draft

Graduated from Lake Brantley HS (FL)...graduated from Harvard University...signed by Marc Sauer.

Year	Club	W	L	ERA	G	GS	CG	SHO	SV	IP	H	R	ER	HR	HB	BB	IBB	SO	WP	BK
2011	Sacramento (AAA)	1	0	2.00	2	2	0	0	0	9.0	6	2	2	0	0	2	0	3	0	0
	AZL A's (R)	2	2	2.76	13	5	0	0	0	42.1	29	15	13	2	4	11	1	44	0	0
<b>Minor League Totals</b>		<b>3</b>	<b>2</b>	<b>2.63</b>	<b>15</b>	<b>7</b>	<b>0</b>	<b>0</b>	<b>0</b>	<b>51.1</b>	<b>35</b>	<b>17</b>	<b>15</b>	<b>2</b>	<b>4</b>	<b>13</b>	<b>1</b>	<b>47</b>	<b>0</b>	<b>0</b>

### TANNER PETERS

RHP

**Born:** Simi Valley, California, Aug. 6, 1990; **Home:** Simi Valley, California

**Bats:** Right; **Throws:** Right; **Height:** 5-11; **Weight:** 150

**Obtained:** Selected in the 16<sup>th</sup> round of the 2011 First-Year Player Draft

Graduated from Royal HS (CA)...attended UNLV...signed by Rick Magnante...was named a New York-Penn League Mid-Season All-Star in 2011...tied for second among A's farmhands in saves.

Year	Club	W	L	ERA	G	GS	CG	SHO	SV	IP	H	R	ER	HR	HB	BB	IBB	SO	WP	BK
2011	Vermont (A)	1	1	1.35	21	0	0	0	11	26.2	12	4	4	1	2	8	2	33	3	0
<b>Minor League Totals</b>		<b>1</b>	<b>1</b>	<b>1.35</b>	<b>21</b>	<b>0</b>	<b>0</b>	<b>0</b>	<b>11</b>	<b>26.2</b>	<b>12</b>	<b>4</b>	<b>4</b>	<b>1</b>	<b>2</b>	<b>8</b>	<b>2</b>	<b>33</b>	<b>3</b>	<b>0</b>

**Born:** Torrance, California, June 27, 1988; **Home:** San Diego, California

**Bats:** Left; **Throws:** Left; **Height:** 6-2; **Weight:** 210

**Obtained:** Selected in the 18<sup>th</sup> round of the 2009 First-Year Player Draft

Graduated from Westview HS...attended San Diego Mesa College...attended San Jose State University...signed by Jermaine Clark.

Year	Club	W	L	ERA	G	GS	CG	SHO	SV	IP	H	R	ER	HR	HB	BB	IBB	SO	WP	BK
2009	Vancouver (A)	2	1	4.71	17	1	0	0	0	21.0	30	20	11	2	3	16	0	25	2	0
	AZL A's (R)	0	0	0.00	3	0	0	0	1	4.0	3	0	0	0	0	0	0	6	0	0
2010	Kane County (A)	4	5	3.76	34	0	0	0	2	52.2	40	23	22	4	2	30	1	70	9	0
2011	Stockton (A)	1	1	9.00	7	0	0	0	0	10.0	12	10	2	0	3	0	0	9	1	0
	Burlington (A)	2	2	4.34	19	0	0	0	0	37.1	33	20	18	4	4	26	0	43	5	0
<b>Minor League Totals</b>		<b>9</b>	<b>9</b>	<b>4.39</b>	<b>80</b>	<b>1</b>	<b>0</b>	<b>0</b>	<b>3</b>	<b>125.0</b>	<b>118</b>	<b>73</b>	<b>61</b>	<b>12</b>	<b>9</b>	<b>75</b>	<b>1</b>	<b>153</b>	<b>17</b>	<b>0</b>

## SHANE AARON PETERSON

OF

**Born:** Fallbrook, California, February 11, 1988; **Home:** Temecula, California

**Bats:** Left; **Throws:** Left; **Height:** 6-0; **Weight:** 210

**Obtained:** Acquired from the St. Louis Cardinals with pitcher Clay Mortensen and infielder Brett Wallace for outfielder Matt Holliday, July 24, 2009

Graduated from Chaparral HS...attended Long Beach State University...was named First Team All-Big West in 2007 and Second Team in 2006...named co-Big West Player of the Year after batting .390 in 2008...was the St. Louis Cardinals second round pick in the 2008 First-Year Player Draft...originally signed by Dan Kantrovitz...named to the New York-Penn League Mid-Season All-Star team in 2008...ranked tied for second in the NYPL in doubles and was third in walks and on-base percentage.

Year	Club	AVG.	G	AB	R	H	2B	3B	HR	RBI	SH	SF	HP	BB	SO	SB	CS	SLG	OBP	E
2008	Batavia (A)	.291	65	230	35	67	20	2	1	39	0	2	4	39	65	3	2	.409	.400	1
2009	Palm Beach (A)	.298	76	285	32	85	11	4	6	39	0	2	11	21	52	10	1	.428	.367	3
	Springfield (AA)	.284	18	74	10	21	4	1	1	7	0	0	1	5	10	2	0	.405	.338	3
	Midland (AA)	.273	39	154	16	42	10	0	3	17	1	2	2	13	32	4	0	.396	.333	5
2010	Midland (AA)	.265	128	460	61	122	24	4	5	59	0	8	11	57	108	11	2	.367	.354	3
2011	Sacramento (AAA)	.293	46	167	31	49	7	3	6	32	0	1	0	23	37	2	1	.479	.377	3
	Midland (AA)	.260	59	227	33	59	16	1	3	27	0	1	5	30	38	11	1	.379	.357	0
<b>Minor League Totals</b>		<b>.279</b>	<b>431</b>	<b>1597</b>	<b>218</b>	<b>445</b>	<b>92</b>	<b>15</b>	<b>25</b>	<b>220</b>	<b>1</b>	<b>16</b>	<b>34</b>	<b>188</b>	<b>342</b>	<b>43</b>	<b>7</b>	<b>.402</b>	<b>.363</b>	<b>18</b>

## DANIEL PETITTI

C

**Born:** Atlanta, Georgia, May 12, 1988; **Home:** Roswell, Georgia

**Bats:** Right; **Throws:** Right; **Height:** 6-1; **Weight:** 200

**Obtained:** Selected in the 37<sup>th</sup> round of the 2010 First-Year Player Draft

Graduated from Roswell HS (GA)...attended North Georgia College & State University...signed by Matt Ranson.

Year	Club	AVG.	G	AB	R	H	2B	3B	HR	RBI	SH	SF	HP	BB	SO	SB	CS	SLG	OBP	E
2010	Vancouver (A)	.123	26	73	3	9	1	1	0	6	4	1	2	6	26	0	0	.164	.207	2
2011	Burlington (A)	.143	19	56	3	8	0	1	0	3	5	0	0	2	15	0	0	.351	.179	2
	Vermont (A)	.286	4	14	1	4	0	0	0	1	1	0	0	0	7	0	1	.286	.286	0
	AZL A's (R)	.218	27	87	13	19	7	0	1	14	1	2	5	9	25	2	1	.333	.320	7
<b>Minor League Totals</b>		<b>.174</b>	<b>76</b>	<b>230</b>	<b>20</b>	<b>40</b>	<b>8</b>	<b>2</b>	<b>1</b>	<b>24</b>	<b>11</b>	<b>3</b>	<b>7</b>	<b>17</b>	<b>73</b>	<b>2</b>	<b>2</b>	<b>.239</b>	<b>.249</b>	<b>11</b>

## RYAN PINEDA

IF

**Born:** Las Vegas, Nevada, April 17, 1989; **Home:** Las Vegas, Nevada

**Bats:** Right; **Throws:** Right; **Height:** 6-0; **Weight:** 185

**Obtained:** Selected in the 28<sup>th</sup> round of the 2010 First-Year Player Draft

Graduated from Bonanza HS (NV)...attended California State University, Northridge...named first-team All-Big West Conference as a junior...signed by JT Stotts.

Year	Club	AVG.	G	AB	R	H	2B	3B	HR	RBI	SH	SF	HP	BB	SO	SB	CS	SLG	OBP	E
2010	AZL A's (R)	.143	4	14	2	2	0	0	0	0	0	0	1	3	6	0	0	.143	.333	3
	Vancouver (A)	.221	26	95	16	21	9	0	0	8	1	1	0	17	20	1	0	.316	.336	2
2011	Burlington (A)	.255	84	263	37	67	18	2	3	29	2	4	3	30	63	6	6	.373	.333	13
<b>Minor League Totals</b>		<b>.242</b>	<b>114</b>	<b>372</b>	<b>55</b>	<b>90</b>	<b>27</b>	<b>2</b>	<b>3</b>	<b>37</b>	<b>3</b>	<b>5</b>	<b>4</b>	<b>50</b>	<b>89</b>	<b>7</b>	<b>6</b>	<b>.349</b>	<b>.334</b>	<b>18</b>

## Organizational Players, continued

### ERIC RAYMOND POTTER

LHP

**Born:** Clinton, Maryland, Nov. 26, 1989; **Home:** Odenton, Maryland  
**Bats:** Left; **Throws:** Left; **Height:** 6-4; **Weight:** 205  
**Obtained:** Selected in the 19<sup>th</sup> round of the 2011 First-Year Player Draft

Graduated from Arundel HS (MD)...graduated from the University of Maryland...signed by Marc Sauer.

Year	Club	W	L	ERA	G	GS	CG	SHO	SV	IP	H	R	ER	HR	HB	BB	IBB	SO	WP	BK
2011	Vermont (A)	0	0	3.12	12	0	0	0	0	17.1	23	6	6	0	2	8	0	19	5	0
	AZL A's (R)	0	0	1.29	8	0	0	0	4	14.0	9	2	2	0	0	3	0	22	1	0
<b>Minor League Totals</b>		<b>0</b>	<b>0</b>	<b>2.30</b>	<b>20</b>	<b>0</b>	<b>0</b>	<b>0</b>	<b>4</b>	<b>31.1</b>	<b>32</b>	<b>8</b>	<b>8</b>	<b>0</b>	<b>2</b>	<b>11</b>	<b>0</b>	<b>41</b>	<b>6</b>	<b>0</b>

### DAVID BRENT POWERS

LHP

Goes by "Brent"  
**Born:** Dallas, Texas, May 25, 1989; **Home:** Richardson, Texas  
**Bats:** Left; **Throws:** Left; **Height:** 6-1; **Weight:** 200  
**Obtained:** Selected in the 18<sup>th</sup> round of the 2011 First-Year Player Draft

Graduated from J.J. Pearce HS (TX)...graduated from Sam Houston State...signed by Armann Brown.

Year	Club	W	L	ERA	G	GS	CG	SHO	SV	IP	H	R	ER	HR	HB	BB	IBB	SO	WP	BK
2011	Vermont (A)	4	2	3.84	14	12	0	0	0	63.1	74	32	27	5	1	15	0	44	8	0
<b>Minor League Totals</b>		<b>4</b>	<b>2</b>	<b>3.84</b>	<b>14</b>	<b>12</b>	<b>0</b>	<b>0</b>	<b>0</b>	<b>63.1</b>	<b>74</b>	<b>32</b>	<b>27</b>	<b>5</b>	<b>1</b>	<b>15</b>	<b>0</b>	<b>44</b>	<b>8</b>	<b>0</b>

### JULIO CESAR RAMOS (PICHARDO)

LHP

**Born:** Jarabacoa, Dominican Republic, February 13, 1988; **Home:** Jarabacoa, Dominican Republic  
**Bats:** Left; **Throws:** Left; **Height:** 6-1; **Weight:** 187  
**Obtained:** Signed as a non-drafted free agent, February 10, 2006

Signed by Amaury Reyes...named to the Arizona League Post-Season All-Star team in 2008...led the A's farm system and ranked second in the AZL in ERA in 2008...finished second in the Northwest League in ERA and tied for fourth in wins in 2009.

Year	Club	W	L	ERA	G	GS	CG	SHO	SV	IP	H	R	ER	HR	HB	BB	IBB	SO	WP	BK
2006	DSL A's-1 (R)	4	1	2.13	13	3	0	0	0	38.0	31	13	9	1	3	11	0	50	2	0
2007	DSL A's-1 (R)	0	0	5.68	2	1	0	0	0	6.1	7	5	4	0	2	3	0	6	2	0
	AZL A's (R)	0	1	5.40	2	2	0	0	0	8.1	9	6	5	2	0	3	0	5	3	0
2008	DSL A's-1 (R)	0	1	1.50	2	1	0	0	0	6.0	6	2	1	0	0	2	0	7	2	0
	AZL A's (R)	3	2	1.41	14	7	0	0	0	51.0	56	17	8	0	1	12	0	36	4	0
2009	Stockton (A)	0	1	3.75	2	2	0	0	0	12.0	12	5	5	0	0	3	0	11	0	0
	Vancouver (A)	6	5	2.38	13	13	0	0	0	72.0	67	30	19	4	1	18	0	64	4	0
2010																				
2011																				
<b>Minor League Totals</b>		<b>13</b>	<b>11</b>	<b>2.37</b>	<b>48</b>	<b>29</b>	<b>0</b>	<b>0</b>	<b>0</b>	<b>193.2</b>	<b>188</b>	<b>78</b>	<b>51</b>	<b>7</b>	<b>7</b>	<b>52</b>	<b>0</b>	<b>179</b>	<b>17</b>	<b>0</b>

### ERIC RASHAD RAMSEY

OF

Goes by "Rashad"  
**Born:** Rome, Georgia, May 10, 1992; **Home:** Summerville, Georgia  
**Bats:** Right; **Throws:** Right; **Height:** 6-0; **Weight:** 170  
**Obtained:** Selected in the 20<sup>th</sup> round of the 2010 First-Year Player Draft

Graduated from Chattooga HS (GA)...signed by Matt Ranson.

Year	Club	AVG.	G	AB	R	H	2B	3B	HR	RBI	SH	SF	HP	BB	SO	SB	CS	SLG	OBP	E
2010	AZL A's (R)	.152	25	66	11	10	0	1	0	4	0	1	0	4	20	6	0	.182	.197	1
2011	AZL A's (R)	.224	23	49	9	11	1	0	0	2	0	0	0	6	18	3	0	.245	.309	0
<b>Minor League Totals</b>		<b>.183</b>	<b>48</b>	<b>115</b>	<b>20</b>	<b>21</b>	<b>1</b>	<b>1</b>	<b>0</b>	<b>6</b>	<b>0</b>	<b>1</b>	<b>0</b>	<b>10</b>	<b>38</b>	<b>9</b>	<b>0</b>	<b>.209</b>	<b>.246</b>	<b>1</b>

### MYRIO DOMINICK RICHARD

OF

**Born:** Lake Charles, Louisiana, August 27, 1988; **Home:** Lake Charles, Louisiana  
**Bats:** Right; **Throws:** Right; **Height:** 6-2; **Weight:** 195  
**Obtained:** Selected in the 9<sup>th</sup> round of the 2009 First-Year Player Draft

Graduated from Barbe HS...attended Prairie View A&M University...named 2008 Southwestern Athletic Conference Player of the Year...signed by Armann Brown...ranked ninth among A's minor leaguers in batting average in 2010...in 2011, was tied for second among A's farmhands in stolen bases, was sixth in batting average and eighth in doubles.

Year	Club	AVG.	G	AB	R	H	2B	3B	HR	RBI	SH	SF	HP	BB	SO	SB	CS	SLG	OBP	E
2009	Vancouver (A)	.255	53	192	26	49	4	2	1	22	2	5	4	26	41	4	2	.313	.348	1
	AZL A's (R)	.308	4	13	1	4	2	0	0	0	0	0	0	1	3	2	0	.462	.357	0
2010	Kane County (A)	.281	98	359	48	101	27	2	2	34	2	1	6	38	58	11	7	.384	.359	6
2011	Stockton (A)	.292	107	432	65	126	29	1	8	57	4	3	7	43	69	27	10	.419	.363	6
<b>Minor League Totals</b>		<b>.281</b>	<b>262</b>	<b>996</b>	<b>140</b>	<b>280</b>	<b>62</b>	<b>5</b>	<b>11</b>	<b>113</b>	<b>8</b>	<b>9</b>	<b>17</b>	<b>108</b>	<b>171</b>	<b>44</b>	<b>19</b>	<b>.387</b>	<b>.358</b>	<b>13</b>

### NICHOLAS JAY RICKLES

C

Goes by "Nick"

**Born:** Ft. Lauderdale, Florida, Feb. 2, 1990; **Home:** Loxahatchee, Florida

**Bats:** Right; **Throws:** Right; **Height:** 6-3; **Weight:** 220

**Obtained:** Selected in the 14<sup>th</sup> round of the 2011 First-Year Player Draft

Graduated from Palm Beach Gardens HS (FL)...attended Stetson University...signed by Trevor Schaffer...was named a New York-Penn League Mid-Season All-Star in 2011.

Year	Club	AVG.	G	AB	R	H	2B	3B	HR	RBI	SH	SF	HP	BB	SO	SB	CS	SLG	OBP	E
2011	Vermont (A)	.310	41	145	16	45	9	2	2	33	4	3	2	12	24	5	1	.441	.364	6
	AZL A's (R)	.304	6	23	5	7	2	2	0	2	0	0	1	3	4	1	0	.565	.407	0
<b>Minor League Totals</b>		<b>.310</b>	<b>47</b>	<b>168</b>	<b>21</b>	<b>52</b>	<b>11</b>	<b>4</b>	<b>2</b>	<b>35</b>	<b>4</b>	<b>3</b>	<b>3</b>	<b>15</b>	<b>28</b>	<b>6</b>	<b>1</b>	<b>.458</b>	<b>.370</b>	<b>6</b>

### JOHN SAMUEL ROBERTS

IF

Goes by "Sam"

**Born:** Prince George, Virginia, Feb. 23, 1989; **Home:** Prince George, Virginia

**Bats:** Left; **Throws:** Right; **Height:** 6-1; **Weight:** 190

**Obtained:** Selected in the 26<sup>th</sup> round of the 2011 First-Year Player Draft

Graduated from Prince George HS (VA)...graduated from the Virginia Military Institute...signed by Neil Avent.

Year	Club	AVG.	G	AB	R	H	2B	3B	HR	RBI	SH	SF	HP	BB	SO	SB	CS	SLG	OBP	E
2011	Vermont (A)	.232	32	82	12	19	1	0	1	7	0	1	0	18	20	1	2	.280	.366	0
<b>Minor League Totals</b>		<b>.232</b>	<b>32</b>	<b>82</b>	<b>12</b>	<b>19</b>	<b>1</b>	<b>0</b>	<b>1</b>	<b>7</b>	<b>0</b>	<b>1</b>	<b>0</b>	<b>18</b>	<b>20</b>	<b>1</b>	<b>2</b>	<b>.280</b>	<b>.366</b>	<b>0</b>

### DUSTY ROBINSON

OF

**Born:** Bakersfield, California, Sept. 9, 1989; **Home:** Bakersfield, California

**Bats:** Right; **Throws:** Right; **Height:** 5-11; **Weight:** 205

**Obtained:** Selected in the 10<sup>th</sup> round of the 2011 First-Year Player Draft

Graduated from Centennial HS (CA)...attended Fresno State...was named WAC Player of the Year in 2011...signed by JT Stotts.

Year	Club	AVG.	G	AB	R	H	2B	3B	HR	RBI	SH	SF	HP	BB	SO	SB	CS	SLG	OBP	E
2011	Vermont (A)	.219	36	128	22	28	6	2	7	22	1	0	1	8	34	6	1	.461	.270	5
	AZL A's (R)	.239	12	46	9	11	1	0	1	5	0	0	0	6	9	0	0	.326	.327	0
<b>Minor League Totals</b>		<b>.224</b>	<b>48</b>	<b>174</b>	<b>31</b>	<b>39</b>	<b>7</b>	<b>2</b>	<b>8</b>	<b>27</b>	<b>1</b>	<b>0</b>	<b>1</b>	<b>14</b>	<b>43</b>	<b>6</b>	<b>1</b>	<b>.425</b>	<b>.286</b>	<b>5</b>

### KEVIN REYNALDO RODRIGUEZ (SOTO)

LHP

**Born:** Santo Domingo, Dominican Republic, June 26, 1991; **Home:** Santo Domingo, Dominican Republic

**Bats:** Left; **Throws:** Left; **Height:** 6-1; **Weight:** 200

**Obtained:** Signed as a free agent to a minor league contract, March 4, 2009

Signed by Angel Eusebio and Raymond Abreu.

Year	Club	W	L	ERA	G	GS	CG	SHO	SV	IP	H	R	ER	HR	HB	BB	IBB	SO	WP	BK
2009	DSL A's (R)	0	2	4.00	9	6	0	0	0	27.0	20	15	12	2	3	15	0	22	8	1
2010	DSL A's (R)	0	2	6.75	6	4	0	0	0	10.2	10	10	8	2	2	5	0	10	1	0
2011	AZL A's (R)	0	0	9.95	5	0	0	0	0	6.1	12	8	7	0	0	5	0	6	2	0
<b>Minor League Totals</b>		<b>0</b>	<b>4</b>	<b>5.52</b>	<b>20</b>	<b>10</b>	<b>0</b>	<b>0</b>	<b>0</b>	<b>44.0</b>	<b>42</b>	<b>33</b>	<b>27</b>	<b>4</b>	<b>5</b>	<b>25</b>	<b>0</b>	<b>38</b>	<b>11</b>	<b>1</b>

### KELVIN ALFREDO ROJAS

OF

**Born:** Santo Domingo, Dominican Republic, August 7, 1989; **Home:** Monte Plata, Dominican Republic

**Bats:** Right; **Throws:** Right; **Height:** 6-3; **Weight:** 196

**Obtained:** Signed as a non-drafted free agent, November 26, 2006

Signed by Angel Eusebio...was named an Arizona League Post-Season All-Star in 2011.

**Organizational Players, continued**

Year	Club	AVG.	G	AB	R	H	2B	3B	HR	RBI	SH	SF	HP	BB	SO	SB	CS	SLG	OBP	E
2007	DSL A's-2 (R)	.201	53	159	16	32	3	1	2	13	1	2	3	17	42	5	3	.270	.287	8
2008	DSL A's-1 (R)	.216	51	171	22	37	4	3	2	21	1	2	2	11	43	10	1	.310	.269	3
2009	DSL A's (R)	.265	49	162	29	43	12	2	5	20	0	3	7	14	39	8	5	.457	.344	1
2010	DSL A's (R)	.273	3	11	1	3	0	0	1	2	1	0	0	1	0	0	0	.545	.333	0
	AZL A's (R)	.216	16	51	5	11	2	0	0	8	1	0	0	6	11	1	0	.255	.298	0
2011	AZL A's (R)	.379	48	169	38	64	11	4	3	35	0	2	4	16	42	3	1	.544	.440	3
<b>Minor League Totals</b>		<b>.263</b>	<b>220</b>	<b>723</b>	<b>111</b>	<b>190</b>	<b>32</b>	<b>10</b>	<b>13</b>	<b>99</b>	<b>4</b>	<b>9</b>	<b>16</b>	<b>65</b>	<b>177</b>	<b>27</b>	<b>10</b>	<b>.389</b>	<b>.333</b>	<b>15</b>

**AARON LAMONT SHIPMAN**

**OF**

**Born:** Winter Haven, Florida, Jan. 27, 1992; **Home:** Quitman, Georgia  
**Bats:** Left; **Throws:** Left; **Height:** 6-2; **Weight:** 185  
**Obtained:** Selected in the 3rd round of the 2010 First-Year Player Draft

Graduated from Brooks County HS (GA)...signed by Matt Ranson...in 2011, ranked 10<sup>th</sup> among A's farmhands in stolen bases.

Year	Club	AVG.	G	AB	R	H	2B	3B	HR	RBI	SH	SF	HP	BB	SO	SB	CS	SLG	OBP	E
2010	AZL A's (R)	.118	4	17	2	2	0	0	0	2	0	0	0	0	6	3	0	.118	.118	0
2011	Vermont (A)	.254	63	201	34	51	8	1	0	19	3	0	1	42	39	17	3	.303	.385	3
<b>Minor League Totals</b>		<b>.243</b>	<b>67</b>	<b>218</b>	<b>36</b>	<b>53</b>	<b>8</b>	<b>1</b>	<b>0</b>	<b>21</b>	<b>3</b>	<b>0</b>	<b>1</b>	<b>42</b>	<b>45</b>	<b>20</b>	<b>3</b>	<b>.289</b>	<b>.368</b>	<b>3</b>

**DONALD JAMES SIMMONS**

**RHP**

Goes by "James"  
**Born:** Yorba Linda, California, September 29, 1986; **Home:** Murrieta, California  
**Bats:** Right; **Throws:** Right; **Height:** 6-4; **Weight:** 210  
**Obtained:** Selected in the 1st round of the 2007 First-Year Player Draft

Graduated from Norco HS (CA)...earned all-league honors as a junior and senior...attended UC Riverside and earned Big West Pitcher of the Year honors as a junior...signed by Craig Weissmann...pitched for the Arizona Fall League Champion Phoenix Desert Dogs following the 2007 season...was named Texas League Pitcher of the Week for the period ending May 4, 2008 and was named to the TL Mid-Season All-Star team.

Year	Club	W	L	ERA	G	GS	CG	SHO	SV	IP	H	R	ER	HR	HB	BB	IBB	SO	WP	BK	
2007	Midland (A)	0	0	3.94	13	2	0	0	0	29.2	36	16	13	2	1	8	1	23	0	0	
2008	Midland (A)	9	6	3.51	25	25	0	0	0	136.0	150	58	53	11	3	32	0	120	3	0	
2009	Sacramento (AAA)	7	7	5.72	23	22	1	0	0	119.2	139	81	76	8	4	47	3	81	7	0	
2010		(Injured - Did Not Play)																			
2011	Stockton (A)	3	2	5.48	13	8	0	0	0	42.2	56	29	26	5	0	6	1	36	0	0	
	AZL A's (R)	0	0	0.00	2	2	0	0	0	5.0	1	0	0	0	0	0	0	4	0	0	
<b>Minor League Totals</b>		<b>19</b>	<b>15</b>	<b>4.54</b>	<b>76</b>	<b>59</b>	<b>1</b>	<b>0</b>	<b>0</b>	<b>333.0</b>	<b>382</b>	<b>184</b>	<b>168</b>	<b>26</b>	<b>8</b>	<b>93</b>	<b>5</b>	<b>264</b>	<b>10</b>	<b>0</b>	

**MURPHY ALEXANDER SMITH**

**RHP**

**Born:** Nashua, New Hampshire, August 25, 1987; **Home:** Clifton Park, New York  
**Bats:** Right; **Throws:** Right; **Height:** 6-3; **Weight:** 215  
**Obtained:** Selected in the 13th round of the 2009 First-Year Player Draft

Graduated from Shenendehowa HS...attended Binghamton University...was the America East Conference Pitcher of the Year in 2009...signed by Marc Sauer...ranked among A's minor leaguers in wins (2<sup>nd</sup>), innings pitched (5<sup>th</sup>) and strikeouts (9<sup>th</sup>) in 2010...in 2011, was ninth among A's farmhands in ERA and strikeouts...pitched for the Phoenix Desert Dogs in the Arizona Fall League following the 2011 season.

Year	Club	W	L	ERA	G	GS	CG	SHO	SV	IP	H	R	ER	HR	HB	BB	IBB	SO	WP	BK
2009	Kane County (A)	2	2	4.75	9	9	0	0	0	36.0	40	19	19	2	1	17	0	31	1	0
	Vancouver (A)	0	0	0.00	1	1	0	0	0	4.0	2	1	0	0	0	1	0	5	0	1
	AZL A's (R)	0	1	6.00	3	2	0	0	0	6.0	6	4	4	1	1	0	0	4	0	0
2010	Stockton (A)	3	5	6.19	10	9	0	0	0	48.0	72	38	33	4	3	12	1	34	6	0
	Kane County (A)	8	2	3.64	17	16	0	0	0	96.1	91	50	39	1	8	25	1	70	1	2
2011	Stockton (A)	6	9	3.94	26	24	0	0	1	137.0	151	80	60	10	7	33	0	100	8	1
<b>Minor League Totals</b>		<b>19</b>	<b>19</b>	<b>4.26</b>	<b>66</b>	<b>61</b>	<b>0</b>	<b>0</b>	<b>1</b>	<b>327.1</b>	<b>362</b>	<b>192</b>	<b>155</b>	<b>18</b>	<b>20</b>	<b>88</b>	<b>2</b>	<b>244</b>	<b>16</b>	<b>4</b>

**PAUL JOSEPH SMYTH**

**RHP**

**Born:** Templeton, California, April 1, 1987; **Home:** Atascadero, California  
**Bats:** Right; **Throws:** Right; **Height:** 6-0; **Weight:** 210  
**Obtained:** Selected in the 35th round of the 2009 First-Year Player Draft

Graduated from Atascadero HS...attended the University of Kansas...selected as an All-Big 12 Conference Honorable Mention as well as Academic All-Big 12 in 2007 and 2008...signed by Yancy Ayres...ranked 6<sup>th</sup> in saves among 2009 A's minor leaguers... finished tied for second in saves and fifth among California League relievers in opponents batting average in 2010...led all A's farmhands in saves in 2010.

Year	Club	W	L	ERA	G	GS	CG	SHO	SV	IP	H	R	ER	HR	HB	BB	IBB	SO	WP	BK
2009	Kane County (A)	1	0	0.00	5	0	0	0	2	7.0	2	0	0	0	0	0	0	7	0	0
	Vancouver (A)	1	0	0.00	20	0	0	0	9	29.1	12	0	0	0	1	4	1	37	0	0
2010	Stockton (A)	3	6	3.01	58	0	0	0	28	77.2	68	35	26	4	4	21	4	94	6	0
2011	Midland (AA)	5	2	4.85	40	0	0	0	1	65.0	67	39	35	8	3	29	1	59	4	0
<b>Minor League Totals</b>		<b>10</b>	<b>8</b>	<b>3.07</b>	<b>123</b>	<b>0</b>	<b>0</b>	<b>0</b>	<b>40</b>	<b>179.0</b>	<b>149</b>	<b>74</b>	<b>61</b>	<b>12</b>	<b>8</b>	<b>54</b>	<b>6</b>	<b>197</b>	<b>10</b>	<b>0</b>

### WILFREDO JESUS SOLANO

IF

**Born:** Caracas, Venezuela, January 15, 1993; **Home:** Caracas, Venezuela  
**Bats:** Right; **Throws:** Right; **Height:** 6-2; **Weight:** 185  
**Obtained:** Signed as a free agent to a minor league contract, July 2, 2009

Signed by Julio Franco.

Year	Club	AVG.	G	AB	R	H	2B	3B	HR	RBI	SH	SF	HP	BB	SO	SB	CS	SLG	OBP	E
2010	DSL A's (R)	.179	45	166	22	28	2	0	0	10	1	1	1	30	30	6	2	.192	.314	9
2011	AZL A's (R)	.244	45	164	21	40	7	0	1	20	1	1	4	8	33	5	0	.305	.294	15
<b>Minor League Totals</b>		<b>.213</b>	<b>90</b>	<b>320</b>	<b>43</b>	<b>68</b>	<b>9</b>	<b>0</b>	<b>1</b>	<b>30</b>	<b>2</b>	<b>2</b>	<b>5</b>	<b>38</b>	<b>63</b>	<b>11</b>	<b>2</b>	<b>.250</b>	<b>.304</b>	<b>24</b>

### WILFRIDO DANIEL SOSA

IF

**Born:** San Pedro De Macoris, Dominican Republic, October 24, 1988; **Home:** San Pedro De Macoris, Dominican Republic  
**Bats:** Right; **Throws:** Right; **Height:** 6-1; **Weight:** 195  
**Obtained:** Signed as a non-drafted free agent, November 21, 2006

Signed by Amaury Reyes.

Year	Club	AVG.	G	AB	R	H	2B	3B	HR	RBI	SH	SF	HP	BB	SO	SB	CS	SLG	OBP	E
2007	DSL A's-2 (R)	.264	56	182	24	48	10	0	1	18	1	1	6	27	41	10	11	.335	.375	23
2008	DSL A's-1 (R)	.129	19	62	13	8	6	0	0	5	0	1	3	10	15	2	1	.226	.276	8
	AZL A's (R)	.200	31	95	8	19	6	2	0	13	3	2	4	8	33	3	0	.305	.284	10
2009	Vancouver (A)	.213	41	141	23	30	10	0	2	19	5	2	4	12	49	3	1	.326	.289	13
2010																				
2011																				
<b>Minor League Totals</b>		<b>.219</b>	<b>147</b>	<b>480</b>	<b>68</b>	<b>105</b>	<b>32</b>	<b>2</b>	<b>3</b>	<b>55</b>	<b>9</b>	<b>6</b>	<b>17</b>	<b>57</b>	<b>138</b>	<b>18</b>	<b>13</b>	<b>.313</b>	<b>.320</b>	<b>54</b>

### MICHAEL MARINO SOTO (LLUBERES)

IF

**Born:** San Jose de Ocoa, Dominican Republic, Nov. 17, 1991; **Home:** San Jose de Ocoa, Dominican Republic  
**Bats:** Right; **Throws:** Right; **Height:** 6-3; **Weight:** 210  
**Obtained:** Signed as a free agent to a minor league contract, March 4, 2009

Signed by Angel Eusebio and Raymond Abreu.

Year	Club	AVG.	G	AB	R	H	2B	3B	HR	RBI	SH	SF	HP	BB	SO	SB	CS	SLG	OBP	E
2009	DSL A's (R)	.224	49	165	17	37	8	0	2	19	1	0	1	22	40	4	1	.309	.319	7
2010	DSL A's (R)	.238	64	210	25	50	8	1	5	36	0	6	3	35	63	2	4	.357	.346	9
2011	AZL A's (R)	.209	20	67	9	14	5	0	3	11	0	1	0	8	18	1	0	.418	.289	2
<b>Minor League Totals</b>		<b>.229</b>	<b>133</b>	<b>442</b>	<b>51</b>	<b>101</b>	<b>21</b>	<b>1</b>	<b>10</b>	<b>66</b>	<b>1</b>	<b>7</b>	<b>4</b>	<b>65</b>	<b>121</b>	<b>7</b>	<b>5</b>	<b>.348</b>	<b>.328</b>	<b>18</b>

### JUSTIN RICHARD SOUZA

RHP

**Born:** Stockton, California, Oct. 22, 1985; **Home:** Galt, California  
**Bats:** Right; **Throws:** Right; **Height:** 6-1; **Weight:** 200  
**Obtained:** Acquired from the Seattle Mariners for Jack Hannahan, July 11, 2009

Graduated from Galt HS (CA)...was a second-team All-League Selection and MVP his senior season...attended American River College and Sacramento City College...named first-team All-Big 7 Conference...was originally selected by the Seattle Mariners in the 9th round of the 2006 First-Year Player Draft...signed by Stacey Pettis (Seattle)...earned the 2007 Ellis Award, along with Tony Butler, for involvement in the community...ranked eighth in saves among A's farmhands in 2010.

## Organizational Players, continued

Year	Club	W	L	ERA	G	GS	CG	SHO	SV	IP	H	R	ER	HR	HB	BB	IBB	SO	WP	BK
2006	Everett (A)	2	2	4.99	17	0	0	1	30.2	32	21	17	5	2	13	2	33	2	0	
2007	Wisconsin (A)	5	5	4.73	49	3	0	0	2	91.1	119	65	48	12	5	8	1	58	7	1
2008	Wisconsin (A)	3	3	3.69	30	0	0	0	4	39.0	36	20	16	3	5	13	2	40	0	1
	Tacoma (AAA)	0	0	2.08	2	0	0	0	0	4.1	4	1	1	0	0	0	0	3	0	0
	High Desert (A)	2	1	4.31	12	5	0	0	0	39.2	46	20	19	5	2	13	0	39	2	0
2009	West Tennessee (AA)	6	6	3.35	20	14	0	0	0	78.0	73	34	29	4	8	18	0	62	0	0
	Midland (AA)	0	2	10.35	5	5	0	0	0	20.0	32	28	23	1	2	10	0	13	1	1
2010	Sacramento (AAA)	0	0	8.00	5	0	0	0	0	9.0	8	11	8	2	1	6	1	7	0	0
	Midland (AA)	2	2	3.38	28	0	0	0	6	40.0	35	17	15	1	0	20	2	38	3	0
2011	Sacramento (AAA)	3	1	4.85	26	0	0	0	0	42.2	43	24	23	8	1	11	1	31	0	0
	Midland (AA)	1	0	1.33	14	0	0	0	1	20.1	9	3	3	2	0	2	0	17	1	0
<b>Minor League Totals</b>		<b>24</b>	<b>22</b>	<b>4.38</b>	<b>208</b>	<b>27</b>	<b>0</b>	<b>0</b>	<b>14</b>	<b>415.0</b>	<b>437</b>	<b>244</b>	<b>202</b>	<b>43</b>	<b>26</b>	<b>114</b>	<b>9</b>	<b>341</b>	<b>16</b>	<b>3</b>

### MICHAEL DENNIS SPINA

IF

**Born:** Newberry, Florida, December 17, 1986; **Home:** Newberry, Florida

**Bats:** Right; **Throws:** Right; **Height:** 6-1; **Weight:** 220

**Obtained:** Selected in the 11th round of the 2009 First-Year Player Draft

Graduated from Newberry HS...attended Florida CC...attended the University of Cincinnati...signed by Rich Sparks...ranked second among A's minor leaguers in home runs, fourth in RBI, total bases and extra-base hits, eighth in slugging percentage and ninth in walks in 2010...in 2011, was named a Texas League Mid-Season All-Star and ranked fourth among A's farmhands in doubles, fifth in hits and walks, tied for sixth in RBI, eighth in on-base percentage, ninth in extra-base hits and 10<sup>th</sup> in total bases.

Year	Club	AVG.	G	AB	R	H	2B	3B	HR	RBI	SH	SF	HP	BB	SO	SB	CS	SLG	OBP	E
2009	Kane County (A)	.255	52	184	21	47	10	0	7	28	0	5	5	25	48	1	0	.424	.352	10
	AZL A's (R)	.500	2	6	1	3	1	0	0	0	0	0	0	0	0	0	0	.667	.500	2
2010	Stockton (A)	.253	135	514	74	130	27	1	23	88	0	3	13	64	142	1	0	.444	.348	17
2011	Midland (AA)	.282	129	483	64	136	32	3	10	75	0	5	10	70	110	1	0	.422	.380	7
<b>Minor League Totals</b>		<b>.266</b>	<b>318</b>	<b>1187</b>	<b>160</b>	<b>316</b>	<b>70</b>	<b>4</b>	<b>40</b>	<b>191</b>	<b>0</b>	<b>13</b>	<b>28</b>	<b>159</b>	<b>300</b>	<b>3</b>	<b>0</b>	<b>.433</b>	<b>.363</b>	<b>36</b>

### CHARLES RHETT STAFFORD

OF

Goes by "Rhett"

**Born:** Florence, South Carolina, March 1, 1989; **Home:** Cheraw, South Carolina

**Bats:** Right; **Throws:** Right; **Height:** 6-2; **Weight:** 225

**Obtained:** Selected in the 22<sup>nd</sup> round of the 2011 First-Year Player Draft

Graduated from Cheraw HS (SC)...attended Marshall University...signed by Neil Avent.

Year	Club	AVG.	G	AB	R	H	2B	3B	HR	RBI	SH	SF	HP	BB	SO	SB	CS	SLG	OBP	E
2011	Stockton (A)	.000	2	5	0	0	0	0	0	0	0	0	0	0	1	0	0	.000	.000	0
	AZL A's (R)	.265	41	151	29	40	6	2	5	29	0	1	2	21	43	2	2	.430	.360	1
<b>Minor League Totals</b>		<b>.256</b>	<b>43</b>	<b>156</b>	<b>29</b>	<b>40</b>	<b>6</b>	<b>2</b>	<b>5</b>	<b>29</b>	<b>0</b>	<b>1</b>	<b>2</b>	<b>21</b>	<b>44</b>	<b>2</b>	<b>2</b>	<b>.417</b>	<b>.350</b>	<b>1</b>

### DANIEL STEVEN STRAILY

RHP

**Born:** Redlands, California, December 1, 1988; **Home:** Springfield, Oregon

**Bats:** Right; **Throws:** Right; **Height:** 6-2; **Weight:** 215

**Obtained:** Selected in the 24th round of the 2009 First-Year Player Draft

Graduated from Springfield HS...was named to the second-team All-Mid Western League...attended Western Oregon University...attended Marshall University...signed by Matt Ranson...earned Northwest League Pitcher of the Week honors for the period ending Aug. 31, 2009...finished ranked second in strikeouts, tied for second in games started and tied for fourth in innings pitched among ML leaders in 2010...ranked second in strikeouts, tied for third in wins and fourth in innings pitched among A's farmhands...was named California League Pitcher of the Week for the period ending April 25 in 2011 and was tied for second among A's minor leaguers in innings, was third in strikeouts, tied for fourth in wins and ranked eighth in ERA.

Year	Club	W	L	ERA	G	GS	CG	SHO	SV	IP	H	R	ER	HR	HB	BB	IBB	SO	WP	BK
2009	Vancouver (A)	5	3	4.12	16	11	0	0	0	59.0	66	27	27	5	5	18	0	66	2	0
2010	Kane County (A)	10	7	4.32	28	28	0	0	0	148.0	138	75	71	13	7	61	3	149	10	1
2011	Stockton (A)	11	9	3.87	28	26	0	0	0	160.2	160	78	69	10	14	40	0	154	5	0
<b>Minor League Totals</b>		<b>26</b>	<b>19</b>	<b>4.09</b>	<b>72</b>	<b>65</b>	<b>0</b>	<b>0</b>	<b>0</b>	<b>367.2</b>	<b>364</b>	<b>180</b>	<b>167</b>	<b>28</b>	<b>26</b>	<b>119</b>	<b>3</b>	<b>369</b>	<b>17</b>	<b>1</b>

### MATTHEW ROBERT SULENTIC

OF

**Born:** Voorhees, New Jersey, October 6, 1987; **Home:** Los Angeles, California

**Bats:** Left; **Throws:** Right; **Height:** 5-10; **Weight:** 190

**Obtained:** Selected in the 3rd round of the 2006 First-Year Player Draft

Graduated from Hillcrest HS (TX)...signed by Blake Davis...ranked among California League leaders in batting average (8th) in 2008...in 2011, was sixth among A's farmhands in hits and was tied for sixth in stolen bases.

Year	Club	AVG.	G	AB	R	H	2B	3B	HR	RBI	SH	SF	HP	BB	SO	SB	CS	SLG	OBP	E
2006	Vancouver (A)	.354	38	144	24	51	10	1	2	22	3	1	0	14	30	3	4	.479	.409	4
	Kane County (A)	.235	30	98	12	23	4	1	1	13	0	1	2	12	19	1	2	.327	.327	2
2007	Kane County (A)	.175	56	206	14	36	6	0	1	16	0	0	3	13	37	2	0	.218	.234	3
	Vancouver (A)	.261	71	276	41	72	19	2	4	40	1	2	3	42	79	2	5	.388	.362	2
2008	Stockton (A)	.309	95	343	52	106	24	4	9	55	3	2	3	30	91	7	2	.481	.368	3
2009	Midland (AA)	.288	113	413	60	119	21	5	7	52	1	6	4	35	103	21	9	.414	.345	6
2010	Midland (AA)	.275	123	440	55	121	18	3	1	45	3	3	2	49	109	11	5	.348	.336	4
2011	Midland (AA)	.272	124	493	64	134	22	1	6	46	2	4	3	46	94	24	7	.357	.335	4
<b>Minor League Totals</b>		<b>.274</b>	<b>650</b>	<b>2413</b>	<b>322</b>	<b>662</b>	<b>124</b>	<b>17</b>	<b>31</b>	<b>289</b>	<b>13</b>	<b>19</b>	<b>20</b>	<b>241</b>	<b>562</b>	<b>71</b>	<b>34</b>	<b>.378</b>	<b>.343</b>	<b>28</b>

### JACOB TANIS

IF

Goes by "Jake"

**Born:** Laguna Hills, California, June 30, 1989; **Home:** Peachtree City, Georgia

**Bats:** Right; **Throws:** Right; **Height:** 6-1; **Weight:** 195

**Obtained:** Selected in the 13<sup>th</sup> round of the 2011 First-Year Player Draft

Graduated from McIntosh HS (GA)...attended Mercer University...signed by Matt Ranson.

Year	Club	AVG.	G	AB	R	H	2B	3B	HR	RBI	SH	SF	HP	BB	SO	SB	CS	SLG	OBP	E
2011	Vermont (A)	.221	49	154	18	34	6	0	1	11	2	0	4	17	42	6	3	.279	.314	6
<b>Minor League Totals</b>		<b>.221</b>	<b>49</b>	<b>154</b>	<b>18</b>	<b>34</b>	<b>6</b>	<b>0</b>	<b>1</b>	<b>11</b>	<b>2</b>	<b>0</b>	<b>4</b>	<b>17</b>	<b>42</b>	<b>6</b>	<b>3</b>	<b>.279</b>	<b>.314</b>	<b>6</b>

### BERRY CECIL TANNER

RHP

Goes by "Cecil"

**Born:** Jacksonville, Florida, April 23, 1990; **Home:** Waycross, Georgia

**Bats:** Right; **Throws:** Right; **Height:** 6-6; **Weight:** 245

**Obtained:** Selected in the 23<sup>rd</sup> round of the 2011 First-Year Player Draft

Graduated from Ware County HS (GA)...attended the University of Georgia...signed by Matt Ranson.

Year	Club	W	L	ERA	G	GS	CG	SHO	SV	IP	H	R	ER	HR	HB	BB	IBB	SO	WP	BK
2011	AZL A's (R)	0	1	7.40	15	0	0	0	1	20.2	17	17	17	0	1	27	2	26	10	0
<b>Minor League Totals</b>		<b>0</b>	<b>1</b>	<b>7.40</b>	<b>15</b>	<b>0</b>	<b>0</b>	<b>0</b>	<b>1</b>	<b>20.2</b>	<b>17</b>	<b>17</b>	<b>17</b>	<b>0</b>	<b>1</b>	<b>27</b>	<b>2</b>	<b>26</b>	<b>10</b>	<b>0</b>

### BEAU RITCHIE TAYLOR

C

**Born:** Rockledge, Florida, Feb. 13, 1990; **Home:** Rockledge, Florida

**Bats:** Left; **Throws:** Right; **Height:** 6-0; **Weight:** 205

**Obtained:** Selected in the 5<sup>th</sup> round of the 2011 First-Year Player Draft

Graduated from Rockledge HS (FL)...attended the University of Central Florida...signed by Trevor Schaffer.

Year	Club	AVG.	G	AB	R	H	2B	3B	HR	RBI	SH	SF	HP	BB	SO	SB	CS	SLG	OBP	E
2011	Vermont (A)	.111	5	18	1	2	0	0	0	1	0	0	0	4	0	0	.111	.111	1	
	Burlington (A)	.293	43	147	16	43	7	2	0	17	1	1	0	18	34	1	3	.367	.367	4
<b>Minor League Totals</b>		<b>.273</b>	<b>48</b>	<b>165</b>	<b>17</b>	<b>45</b>	<b>7</b>	<b>2</b>	<b>0</b>	<b>18</b>	<b>1</b>	<b>1</b>	<b>0</b>	<b>18</b>	<b>38</b>	<b>1</b>	<b>3</b>	<b>.339</b>	<b>.342</b>	<b>5</b>

### DANIEL ANTHONY TENHOLDER

RHP

**Born:** Fort Bragg, North Carolina, July 6, 1988; **Home:** Clarksville, Tennessee

**Bats:** Right; **Throws:** Right; **Height:** 6-2; **Weight:** 205

**Obtained:** Selected in the 19<sup>th</sup> round of the 2009 First-Year Player Draft

Graduated from Rossview HS...attended Austin Peay State University...was an All-Ohio Valley Conference second team selection in 2009 and led the conference with nine saves...signed by Matt Ranson...was named a Midwest League Mid-Season All-Star in 2011 and tied for second among A's farmhands in saves.

Year	Club	W	L	ERA	G	GS	CG	SHO	SV	IP	H	R	ER	HR	HB	BB	IBB	SO	WP	BK
2009	AZL A's (R)	0	2	5.26	19	0	0	0	1	25.2	31	17	15	1	4	10	1	26	0	0
2010	Vancouver (A)	4	0	1.86	24	0	0	0	2	38.2	26	12	8	0	2	11	3	38	0	0
2011	Burlington (A)	4	3	3.02	40	0	0	0	11	53.2	50	21	18	4	3	18	1	58	11	0
<b>Minor League Totals</b>		<b>8</b>	<b>5</b>	<b>3.13</b>	<b>83</b>	<b>0</b>	<b>0</b>	<b>0</b>	<b>14</b>	<b>118.0</b>	<b>107</b>	<b>50</b>	<b>41</b>	<b>5</b>	<b>9</b>	<b>39</b>	<b>5</b>	<b>122</b>	<b>11</b>	<b>0</b>





Graduated from Osage City HS (KS)...graduated from South Dakota State...also attended the University of Arkansas and Baker University...signed by Kevin Mello.

Year	Club	W	L	ERA	G	GS	CG	SHO	SV	IP	H	R	ER	HR	HB	BB	IBB	SO	WP	BK
2011	Burlington (A)	1	1	3.67	18	0	0	0	2	27.0	20	13	11	1	1	7	0	29	2	0
	AZL A's (R)	0	0	0.00	3	0	0	0	0	3.0	3	0	0	0	0	1	0	7	0	0
<b>Minor League Totals</b>		<b>1</b>	<b>1</b>	<b>3.30</b>	<b>21</b>	<b>0</b>	<b>0</b>	<b>0</b>	<b>2</b>	<b>30.0</b>	<b>23</b>	<b>13</b>	<b>11</b>	<b>1</b>	<b>1</b>	<b>8</b>	<b>0</b>	<b>36</b>	<b>2</b>	<b>0</b>

**JORDAN R. TRIPP**

OF

Born: Arterea, California, Oct. 27, 1989; Home: La Palma, California

Bats: Right; Throws: Right; Height: 6-4; Weight: 225

Obtained: Selected in the 7th round of the 2010 First-Year Player Draft

Graduated from Los Alamitos HS (CA)...attended Golden West College...signed by Eric Martins.

Year	Club	AVG.	G	AB	R	H	2B	3B	HR	RBI	SH	SF	HP	BB	SO	SB	CS	SLG	OBP	E
2010	Vancouver (A)	.125	18	56	9	7	1	0	0	2	2	0	2	7	21	0	2	.143	.246	1
	AZL A's (R)	.261	13	46	8	12	3	1	1	7	0	0	2	4	16	0	0	.435	.346	0
2011	Vermont (A)	.225	63	218	35	49	11	1	5	24	7	3	8	23	76	11	2	.353	.317	3
<b>Minor League Totals</b>		<b>.213</b>	<b>94</b>	<b>320</b>	<b>52</b>	<b>68</b>	<b>15</b>	<b>2</b>	<b>6</b>	<b>33</b>	<b>9</b>	<b>3</b>	<b>12</b>	<b>34</b>	<b>113</b>	<b>11</b>	<b>4</b>	<b>.328</b>	<b>.309</b>	<b>4</b>

**BRADLEY DREW TYSON**

RHP

Goes by "Drew"

Born: Lawrenceville, Georgia, Aug. 11, 1989; Home: Woodstock, Georgia

Bats: Right; Throws: Right; Height: 6-5; Weight: 205

Obtained: Selected in the 17th round of the 2010 First-Year Player Draft

Graduated from Etowah HS (GA)...attended Reinhardt College...became the first-ever Reinhardt player to be selected in the MLB First-Year Player Draft...signed by Matt Ranson.

Year	Club	W	L	ERA	G	GS	CG	SHO	SV	IP	H	R	ER	HR	HB	BB	IBB	SO	WP	BK
2010	AZL A's (R)	1	0	1.33	13	0	0	0	1	27.0	21	4	4	0	1	3	0	41	2	1
	Vancouver (A)	0	0	1.00	6	0	0	0	0	9.0	10	1	1	0	1	4	0	8	1	0
2011	Burlington (A)	5	4	3.81	33	0	0	0	0	54.1	52	28	23	6	2	19	0	36	7	2
	Vermont (A)	1	0	0.00	2	0	0	0	1	3.0	2	0	0	0	0	0	0	3	0	1
<b>Minor League Totals</b>		<b>7</b>	<b>4</b>	<b>2.79</b>	<b>54</b>	<b>0</b>	<b>0</b>	<b>0</b>	<b>2</b>	<b>93.1</b>	<b>85</b>	<b>33</b>	<b>28</b>	<b>6</b>	<b>4</b>	<b>26</b>	<b>0</b>	<b>88</b>	<b>10</b>	<b>4</b>

**JEFFREY ROBERT URLAUB**

LHP

Born: Scottsdale, Arizona, April 24, 1987; Home: Scottsdale, Arizona

Bats: Left; Throws: Left; Height: 6-2; Weight: 180

Obtained: Selected in the 30th round of the 2010 First-Year Player Draft

Graduated from Horizon HS (AZ)...attended Arizona State University...attended Grand Canyon University...signed by Jeremy Schied...in 2011, was named a New York-Penn League Mid-Season All-Star.

Year	Club	W	L	ERA	G	GS	CG	SHO	SV	IP	H	R	ER	HR	HB	BB	IBB	SO	WP	BK
2010	AZL A's (R)	1	0	2.39	15	0	0	0	2	26.1	23	10	7	0	2	3	1	26	2	1
2011	Burlington (A)	1	2	3.93	14	0	0	0	0	18.1	18	12	8	3	0	6	0	23	1	0
	Vermont (A)	3	1	1.67	23	0	0	0	5	37.2	27	12	7	1	3	4	0	49	2	1
<b>Minor League Totals</b>		<b>5</b>	<b>3</b>	<b>2.40</b>	<b>52</b>	<b>0</b>	<b>0</b>	<b>0</b>	<b>7</b>	<b>82.1</b>	<b>68</b>	<b>34</b>	<b>22</b>	<b>4</b>	<b>5</b>	<b>13</b>	<b>1</b>	<b>98</b>	<b>5</b>	<b>2</b>

**TYLER FRANCIS VAIL**

RHP

Born: Easton, Pennsylvania, Nov. 3, 1991; Home: Easton, Pennsylvania

Bats: Right; Throws: Right; Height: 6-2; Weight: 207

Obtained: Selected in the 5th round of the 2010 First-Year Player Draft

Graduated from Notre Dame HS (PA)...signed by Marc Sauer.

Year	Club	W	L	ERA	G	GS	CG	SHO	SV	IP	H	R	ER	HR	HB	BB	IBB	SO	WP	BK
2010	AZL A's (R)	0	2	3.13	13	10	0	0	0	31.2	26	14	11	1	6	8	0	29	7	0
2011	Burlington (A)	1	4	5.68	13	0	0	0	0	57.0	68	38	36	6	5	28	0	34	9	1
	Vermont (A)	1	5	6.05	10	10	0	0	0	38.2	35	30	26	4	6	25	0	22	9	0
<b>Minor League Totals</b>		<b>2</b>	<b>11</b>	<b>5.16</b>	<b>36</b>	<b>33</b>	<b>0</b>	<b>0</b>	<b>0</b>	<b>127.1</b>	<b>129</b>	<b>82</b>	<b>73</b>	<b>11</b>	<b>17</b>	<b>61</b>	<b>0</b>	<b>85</b>	<b>25</b>	<b>1</b>

**PEDRO VIDAL (AMADOR)**

RHP

Born: San Juan De La Maguana, Dominican Republic, July 31, 1987; Home: Santo Domingo, Dominican Republic

Bats: Right; Throws: Right; Height: 6-1; Weight: 214

Obtained: Signed as a non-drafted free agent, June 7, 2006

PLAYER DEVELOPMENT

## Organizational Players, continued

Signed by Juan Carlos De La Cruz.

Year	Club	W	L	ERA	G	GS	CG	SHO	SV	IP	H	R	ER	HR	HB	BB	IBB	SO	WP	BK
2006	DSL A's-1 (R)	0	0	4.91	4	0	0	0	0	11.0	9	6	6	0	0	2	0	4	0	0
	DSL A's-2 (R)	2	2	2.36	6	6	2	0	0	34.1	33	10	9	0	1	4	0	22	2	0
2007	DSL A's-2 (R)	1	5	2.43	9	9	0	0	0	40.2	37	20	11	1	1	7	1	31	2	1
	DSL A's-1 (R)	0	0	2.60	7	4	0	0	0	34.2	31	12	10	1	0	12	0	15	2	0
2008	DSL A's-2 (R)	0	1	1.80	3	2	0	0	0	15.0	8	4	3	1	1	4	0	11	1	0
	AZL A's (R)	1	0	2.95	14	5	0	0	0	39.2	30	21	13	5	2	10	0	32	3	0
2009	Vancouver (A)	0	1	10.24	6	0	0	0	0	9.2	13	11	11	2	0	4	1	8	0	0
	AZL A's (R)	0	1	3.71	13	0	0	0	3	17.0	22	11	7	1	2	3	0	23	3	1
2010	Vancouver (A)	4	0	2.92	24	0	0	0	0	37.0	46	16	12	0	0	10	0	31	3	0
2011	Burlington (A)	6	3	1.95	36	0	0	0	5	69.1	46	24	15	5	1	23	0	73	3	0
<b>Minor League Totals</b>		<b>14</b>	<b>13</b>	<b>2.83</b>	<b>122</b>	<b>26</b>	<b>2</b>	<b>0</b>	<b>8</b>	<b>308.1</b>	<b>275</b>	<b>135</b>	<b>97</b>	<b>16</b>	<b>8</b>	<b>79</b>	<b>1</b>	<b>250</b>	<b>19</b>	<b>2</b>

### BRYAN ANTHONY VOLLMUTH

IF

Goes by "B.A."

**Born:** Biloxi, Mississippi, Dec. 23, 1989; **Home:** Biloxi, Mississippi

**Bats:** Right; **Throws:** Right; **Height:** 6-3; **Weight:** 220

**Obtained:** Selected in the 3<sup>rd</sup> round of the 2011 First-Year Player Draft

Graduated from Biloxi HS (MS)...attended the University of Southern Mississippi...was named First Team All-Conference USA in 2010 and 2011...signed by Kelcey Mucker...originally drafted by Houston in the 32<sup>nd</sup> round of the June, 2008 First-Year Player Draft but did not sign.

Year	Club	AVG.	G	AB	R	H	2B	3B	HR	RBI	SH	SF	HP	BB	SO	SB	CS	SLG	OBP	E
2011	Vermont (A)	.500	4	14	8	7	4	1	0	6	0	0	1	2	3	0	1	.929	.588	1
	AZL A's (R)	.148	8	27	3	4	0	0	1	2	0	0	2	3	6	0	0	.259	.281	2
<b>Minor League Totals</b>		<b>.268</b>	<b>12</b>	<b>41</b>	<b>11</b>	<b>11</b>	<b>4</b>	<b>1</b>	<b>1</b>	<b>8</b>	<b>0</b>	<b>0</b>	<b>3</b>	<b>5</b>	<b>9</b>	<b>0</b>	<b>1</b>	<b>.488</b>	<b>.388</b>	<b>3</b>

### THOMAS JUDE WALZ III

RHP

Goes by "T.J."

**Born:** Omaha, Nebraska, Nov. 11, 1988; **Home:** Omaha, Nebraska

**Bats:** Right; **Throws:** Right; **Height:** 6-1; **Weight:** 180

**Obtained:** Selected in the 15<sup>th</sup> round of the 2011 First-Year Player Draft

Graduated from Skutt Catholic HS (NE)...graduated from the University of Kansas...signed by Yancy Ayres.

Year	Club	W	L	ERA	G	GS	CG	SHO	SV	IP	H	R	ER	HR	HB	BB	IBB	SO	WP	BK
2011	Burlington (A)	0	1	3.86	10	0	0	0	0	18.2	13	9	8	2	0	7	0	16	0	0
	Vermont (A)	4	0	0.41	11	0	0	0	0	22.0	14	1	1	0	0	3	0	27	0	0
<b>Minor League Totals</b>		<b>4</b>	<b>1</b>	<b>1.99</b>	<b>21</b>	<b>0</b>	<b>0</b>	<b>0</b>	<b>0</b>	<b>40.2</b>	<b>27</b>	<b>10</b>	<b>9</b>	<b>2</b>	<b>0</b>	<b>10</b>	<b>0</b>	<b>43</b>	<b>0</b>	<b>0</b>

### DANIEL HOWARD THOMAS WELCH

C

**Born:** Victoria, British Columbia, Canada, April 24, 1989; **Home:** Victoria, British Columbia, Canada

**Bats:** Right; **Throws:** Right; **Height:** 6-2; **Weight:** 205

**Obtained:** Signed as a free agent to a minor league contract, June 24, 2011

Attended the University of Dayton.

Year	Club	AVG.	G	AB	R	H	2B	3B	HR	RBI	SH	SF	HP	BB	SO	SB	CS	SLG	OBP	E
2011	AZL A's (R)	.200	1	5	2	1	0	0	0	1	0	0	0	0	0	0	0	.200	.200	0
<b>Minor League Totals</b>		<b>.200</b>	<b>1</b>	<b>5</b>	<b>2</b>	<b>1</b>	<b>0</b>	<b>0</b>	<b>0</b>	<b>1</b>	<b>0</b>	<b>0</b>	<b>0</b>	<b>0</b>	<b>0</b>	<b>0</b>	<b>0</b>	<b>.200</b>	<b>.200</b>	<b>0</b>

### JOHN WESLEY WHITAKER

OF

Goes by "Josh"

**Born:** Augusta, Georgia, Feb. 8, 1989; **Home:** Evans, Georgia

**Bats:** Right; **Throws:** Right; **Height:** 6-3; **Weight:** 235

**Obtained:** Selected in the 25<sup>th</sup> round of the 2010 First-Year Player Draft

Graduated from Augusta Christian HS (GA)...attended Kennesaw State University...signed by Matt Ranson... was named a Midwest League Post-Season All-Star in 2011...was tied for first among all A's minor leaguers in doubles, ranked second in slugging, third in batting average, fourth in on-base percentage and total bases, tied for fourth in extra-base hits, tied for fifth in home runs and ninth in hits.

Year	Club	AVG.	G	AB	R	H	2B	3B	HR	RBI	SH	SF	HP	BB	SO	SB	CS	SLG	OBP	E
2010	AZL A's (R)	.333	10	39	4	13	6	0	0	4	0	0	0	2	7	1	0	.487	.366	0
	Vancouver (A)	.232	43	142	19	33	5	0	4	22	3	3	1	16	40	6	2	.352	.309	1
2011	Burlington (A)	.326	113	396	67	129	34	3	17	68	0	1	7	44	107	10	2	.556	.402	13
<b>Minor League Totals</b>		<b>.303</b>	<b>166</b>	<b>577</b>	<b>90</b>	<b>175</b>	<b>45</b>	<b>3</b>	<b>21</b>	<b>94</b>	<b>3</b>	<b>4</b>	<b>8</b>	<b>62</b>	<b>154</b>	<b>17</b>	<b>4</b>	<b>.501</b>	<b>.376</b>	<b>14</b>

### KURT WUNDERLICH

RHP

**Born:** St. Louis, Missouri, Aug. 22, 1989; **Home:** St. Louis, Missouri

**Bats:** Right; **Throws:** Right; **Height:** 6-2; **Weight:** 215

**Obtained:** Selected in the 20<sup>th</sup> round of the 2011 First-Year Player Draft

Graduated from Kirkwood HS (MO)...graduated from Michigan State University...signed by Rich Sparks.

Year	Club	W	L	ERA	G	GS	CG	SHO	SV	IP	H	R	ER	HR	HB	BB	IBB	SO	WP	BK
2011	Vermont (A)	2	5	5.33	14	11	0	0	0	52.1	61	35	31	8	3	21	0	30	3	0
<b>Minor League Totals</b>		<b>2</b>	<b>5</b>	<b>5.33</b>	<b>14</b>	<b>11</b>	<b>0</b>	<b>0</b>	<b>0</b>	<b>52.1</b>	<b>61</b>	<b>35</b>	<b>31</b>	<b>8</b>	<b>3</b>	<b>21</b>	<b>0</b>	<b>30</b>	<b>3</b>	<b>0</b>

### MICHAEL JOSE YNOA (VENTURA)

RHP

**Born:** Puerto Plata, Dominican Republic, September 24, 1991; **Home:** Puerto Plata, Dominican Republic

**Bats:** Right; **Throws:** Right; **Height:** 6-7; **Weight:** 210

**Obtained:** Signed as a non-drafted free agent, July 2, 2008

Signed by Raymond Abreu.

Year	Club	W	L	ERA	G	GS	CG	SHO	SV	IP	H	R	ER	HR	HB	BB	IBB	SO	WP	BK
2009																				
2010	AZL A's (R)	0	1	5.00	3	3	0	0	0	9.0	6	5	5	1	1	4	0	11	3	0
2011																				
<b>Minor League Totals</b>		<b>0</b>	<b>1</b>	<b>5.00</b>	<b>3</b>	<b>3</b>	<b>0</b>	<b>0</b>	<b>0</b>	<b>9.0</b>	<b>6</b>	<b>5</b>	<b>5</b>	<b>1</b>	<b>1</b>	<b>4</b>	<b>0</b>	<b>11</b>	<b>3</b>	<b>0</b>

## THE A'S ELEPHANT

After helping form the American League in 1901, New York Giants manager John McGraw dismissed the A's with contempt by calling them "The White Elephants," implying Connie Mack should not be allowed to spend money without supervision. Mack defiantly adopted the White Elephant as the team insignia and in 1902, the Athletics won their first American League pennant.


The White Elephant remained the team's mascot and later that decade, made its first appearance on the A's team sweaters. In 1918, the Elephant saw its first game action when Mack had the pachyderm symbol (in blue with a white "A" inside) placed on the left sleeve of every player.

By 1920, Mack had fully adopted the Elephant as the team's symbol. The traditional "A" on front of the team's jersey was replaced by a blue elephant logo. After a few poor seasons, Mack decided change was in order. So, in 1924, the blue elephant was replaced by the traditional white elephant on the team's jersey and the A's played better ball for the next few years.

In 1928, Mack decided the elephant had worn out its brief welcome on the A's jersey fronts and replaced the logo with the familiar "A" on the uniform. The A's went on to win two World Championships and an AL crown in the next three years, although the resurgence was probably due more to the additions of Foxx, Simmons, Grove and Cochrane than the elephant's absence.

That was the last year for the elephant on the A's uniform until 1955, when the A's, now in Kansas City, added the patch to their uniform sleeves. However, when Charlie Finely purchased the team in the early 1960's, the elephant was once again sent packing and replaced by, of all animals, a mule.

Prior to the 1988 season, the A's brought back a new, more aggressive A's Elephant. In 1995, the traditional A's elephant was reincorporated into many of the team's promotional items and publications and is now a prominent feature on the A's uniform.



**95.7 FM**

**THE GAME**

**The Bay Area's ONLY  
FM Sports Station**

**Radio Home of  Baseball**

*Jemile Weeks signs autographs  
for kids from the Together We  
Can summer camp in Oakland.*



**MISCELLANEOUS**





# O.CO COLISEUM



In addition to serving as the home for the Oakland Athletics and Oakland Raiders, the O.co Coliseum plays host to concerts, conventions and other large gatherings.

The A's have used the facility to their advantage over the years, posting the fifth best home record (622-431, .591) in the Major Leagues over the last 13 seasons. In 2003, the A's set an Oakland record for home wins as they finished with a 57-24 (.704) record in the Coliseum, marking the most home wins in franchise history since 1931 when the Philadelphia Athletics went 60-15 at home. In addition, two of the A's World Championships have been clinched on the Coliseum's turf. The Coliseum's sight lines, fine weather and sizable staging areas have all contributed to its popularity among performers, promoters and the Bay Area public.

The facility is conveniently located adjacent to I-880 with two exits (Hegenberger Road/66th Avenue) leading directly to the complex. Along with the Oracle Arena, which is located adjacently, it is the only major entertainment facility with a dedicated stop on the Bay Area Rapid Transit (BART) system. The Oakland International Airport is less than a two-mile drive from the Coliseum with shuttle service to several local hotels and restaurants.

In October of 1995, the Coliseum began a one-year, \$120 million renovation project that added 22,000 new seats, 90 luxury suites, two private clubs and two state-of-the-art scoreboards.

The first crowd filled the Oakland-Alameda County Coliseum on Sept. 8, 1966, when the AFL's Oakland Raiders played the Kansas City Chiefs. The adjacent arena celebrated its grand opening on

Nov. 9, 1966, when the Oakland Seals met the San Diego Gulls in hockey. In the ensuing 45 years, the facility has hosted every conceivable event in the entertainment industry. Audiences numbering nearly 100 million have made the Coliseum and Arena the premier entertainment facilities in Northern California.

With the Miami Marlins opening a new ballpark in 2012, the Coliseum is now the only stadium in the country that houses both a MLB and NFL team.

## O.CO COLISEUM QUICK FACTS

**Location:** Adjacent to 880 freeway between Hegenberger Road and 66th Avenue  
**Seating Capacities:** 35,067 (baseball); 63,024 (football); 70,000 (concerts)  
**Parking Capacity:** 8500 slots  
**Ground Breaking:** April 15, 1964  
**First Event:** Oakland Raiders vs. Kansas City Chiefs, Sept. 8, 1966  
**First Baseball Game:** Oakland A's vs. Baltimore Orioles, Apr. 17, 1968  
**Complex Area:** 120 acres  
**Surface:** Natural Grass  
**Elevation:** 22' below sea level

### STADIUM DIMENSIONS

**Left Field Line:** 330 feet  
**Straight Away Left Field:** 367 feet  
**Left Center Field:** 362  
**Left Center Power Alley:** 388 feet  
**Straight Away Center Field:** 400 feet  
**Height of Wall:** 8 feet down the lines and to center field; 15 feet in the alleys  
**Distance Between First and Third Base to Bullpen Mounds:** 100 feet  
**Distance Between First and Third Base to Middle of Dugouts:** 75 feet

**Right Field Line:** 330 feet  
**Straight Away Right Field:** 367 feet  
**Right Center Field:** 362 feet  
**Right Center Power Alley:** 388 feet

# COLISEUM ATTENDANCE RECORDS

## YEARLY ATTENDANCE TOTALS

Year	Home Dates	Total Home Attendance	Home Average	Single Game High-Home	Road Dates	Total Road Attendance	Road Average
1968	78	837,466	10,737	47,233, Apr. 17 vs. BAL	68	960,210	14,121
1969	72	778,232	10,809	35,243, May 10 vs. NY	71	992,124	13,974
1970	77	778,355	10,109	48,758, June 6 vs. DET	73	971,568	13,309
1971	73	914,993	12,534	42,970, May 22 vs. MIN	70	1,222,741	17,468
1972	70	921,323	13,162	47,741, June 12 vs. BAL	71	1,115,553	15,712
1973	79	1,000,763	12,668	47,570, Sept. 10 vs. KC	75	1,382,250	18,430
1974	76	845,693	11,128	47,570, July 8 vs. CLE	77	1,526,630	19,826
1975	77	1,075,518	13,968	46,378, Aug. 11 vs. BOS	72	1,436,383	19,950
1976	79	780,593	9,881	42,592, July 24 vs. KC	74	1,392,109	18,812
1977	72	495,412	6,881	32,346, May 16 vs. NY	75	1,195,138	15,935
1978	72	526,999	7,319	36,463, June 5 vs. BOS	76	1,381,142	18,173
1979	77	306,763	3,984	19,538, July 6 vs. NY	80	1,393,196	17,415
1980	75	842,259	11,230	49,300, Aug. 25 vs. NY	78	1,572,926	20,166
1981	51	1,311,761	25,721	48,592, May 3 vs. NY	51	1,105,337	21,673
1982	78	1,735,489	22,250	48,348, Apr. 6 vs. CAL	78	1,709,054	21,911
1983	77	1,294,941	16,817	45,413, July 4 vs. TEX	76	1,557,202	20,490
1984	79	1,353,281	17,130	46,238, May 28 vs. DET	79	1,565,597	19,818
1985	77	1,334,599	17,332	46,770, July 4 vs. TOR	80	1,666,480	20,831
1986	79	1,314,646	16,641	44,726, Apr. 8 vs. MIN	78	1,614,837	20,703
1987	80	1,678,921	20,987	46,120, Apr. 10 vs. CAL	81	1,930,731	23,836
1988	79	2,287,335	28,954	45,333, Apr. 4 vs. SEA	80	2,251,515	28,144
1989	81	2,667,225	32,929	46,163, Apr. 3 vs. SEA	80	2,283,228	28,540
1990	80	2,900,217	36,253	45,207, Apr. 9 vs. MIN	79	2,597,920	32,885
1991	81	2,713,493	33,500	44,595, June 9 vs. BOS	80	2,636,157	32,952
1992	81	2,494,160	30,792	44,078, Apr. 6 vs. KC	81	2,438,292	30,102
1993	79	2,035,025	25,760	43,627, July 4 vs. NY	79	2,326,919	29,455
1994	56	1,242,692	22,191	44,501, Aug. 7 vs. TEX	58	1,799,360	31,023
1995	71	1,174,310	16,540	42,596, July 3 vs. MIL	71	1,753,085	24,691
1996	80	1,148,380	14,355	36,129, July 5 vs. CAL	79	2,091,338	26,473
1997	79	1,264,218	16,003	50,792, Sept. 1 vs. SF	80	2,362,054	29,526
1998	79	1,232,339	15,599	48,241, Aug. 1 vs. CLE	81	2,331,755	28,787
1999	81	1,434,610	17,711	51,263, July 17 vs. SF	80	2,238,111	27,976
2000	81	1,728,886	21,344	54,268, July 8 vs. ARZ	80	2,466,594	30,832
2001	81	2,133,277	26,337	51,838, July 3 vs. ANA	80	2,266,814	28,335
2002	81	2,169,811	26,788	55,528, Sept. 4 vs. KC	81	2,416,196	29,830
2003	81	2,216,596	27,365	55,601, July 5 vs. Anaheim	80	2,151,375	26,892
2004	81	2,201,516	27,179	55,989, June 26 vs. San Francisco	81	2,585,067	31,914
2005	81	2,109,118	26,038	47,385, August 13 vs. Minnesota	81	2,420,496	29,883
2006	81	1,976,625	24,403	35,077, nine times	80	2,575,336	32,192
2007	81	1,921,834	23,726	35,077, nine times	81	2,649,528	32,710
2008	81	1,665,256	20,559	44,735, March 26 vs. Boston*	79	2,365,526	29,943
2009	81	1,408,783	17,392	36,067, April 10 vs. Seattle	80	2,316,520	28,957
2010	81	1,418,391	17,511	35,067, twice	81	2,407,313	29,720
2011	80	1,476,791	18,460	36,067, four times	81	2,468,614	30,477
<b>Totals</b>	<b>3396</b>	<b>65,148,927</b>	<b>19,184</b>		<b>3376</b>	<b>83,890,321</b>	<b>24,849</b>
<b>Yearly Average</b>		<b>1,480,657</b>				<b>1,906,598</b>	

\* Tokyo, Japan

## O.CO COLISEUM SINGLE-GAME TICKET PRICES

Diamond Level	\$200	Plaza Infield	\$26	Value Deck	\$12
Field Box	\$90	Field Level	\$26		
MVP Box	\$48	Plaza Level	\$24		
Field Infield	\$35	Plaza Outfield	\$18		
Lower Box	\$30	Bleachers	\$13		
Plaza Club	\$32	Plaza Reserved	\$9		

\*All games will be priced dynamically based on market demand.



## Coliseum Attendance Records, continued

### ALL-TIME OAKLAND ATTENDANCE RECORDS

<b>Season</b>	Total .....	5,498,137 (1990)
	Home .....	2,900,217 (1990)
	Road .....	2,649,528 (2007)
	Homestand .....	518,534 (July 12-26, 1990; 14 dates)
	Homestand Avg. ....	39,667 (Aug. 7-12, 2001; 238,000 in 6 dates)
	Road Trip .....	450,462 (June 14-27, 2002; 13 dates)
	Home vs. One Club .....	296,512 (Los Angeles, 2005; 10 dates)
	Road vs. One Club .....	433,081 (Anaheim, 2004; 10 dates)
	Home Sellouts .....	20 (1990)
	Consecutive Sellouts .....	5 (July 22-26, 1989; Baltimore 2 and California 3)
<b>Single Game</b>	Home .....	55,989 (San Francisco; June 26, 2004-N)
	Home, Regular Season .....	55,989 (San Francisco; June 26, 2004-N)
	Road .....	62,038 (San Francisco; Oct. 27, 1989-N)
	Road, Regular Season .....	61,696 (California; Aug. 11, 1989-N)
	Day, Home .....	55,413 (San Francisco; June 22, 2003)
	Day, Road .....	60,326 (California; Aug. 13, 1989)
	Night, Home .....	55,989 (San Francisco; June 26, 2004-N)
	Smallest, Home .....	653 (Seattle; Apr. 17, 1979-N)
	Smallest, Road .....	1,201 (Baltimore; May 11, 1989-D)
	<b>Doubleheader</b>	Home .....
Road .....		53,565 (Detroit; July 25, 1971-D)
Twi-Night, Home .....		47,768 (New York; June 13, 1980)
Twi-Night, Road .....		51,017 (Minnesota; July 28, 1990)
<b>Season Opener</b>	Home .....	53,498 (Detroit; Apr. 3, 2000-N)
	Home, Secondary .....	47,233 (Baltimore; Apr. 17, 1968-N)
	Road .....	52,012 (Milwaukee; Apr. 5, 1994-D)
	Road, Secondary .....	56,717 (New York; Apr. 10, 1998-D)
<b>Three Date Series</b>	Home .....	158,152 (San Francisco; June 25-27, 2004)
	Road .....	175,058 (California; Aug. 11-13, 1989)
<b>Four Date Series</b>	Home .....	162,410 (New York; July 18-21, 1991)
	Road .....	201,607 (Toronto; July 9-12, 1992)

### TOP REGULAR SEASON CROWDS IN OAKLAND

Attend.	Opponent	Date	Day	W-L
55,989	San Francisco	June 26, 2004	Saturday-N	W
55,601	Anaheim	July 5, 2003	Saturday-N	L
55,528	Kansas City	Sept. 4, 2002	Wednesday-N	W
55,413	San Francisco	June 22, 2003	Sunday-D	W
54,513	New York	Apr. 24, 2002	Wednesday-N	L
54,268	Arizona	July 8, 2000	Saturday-N	W
54,123	San Francisco	June 30, 2002	Sunday-D	W
53,974	San Francisco	June 27, 2004	Sunday-D	L
53,802	Kansas City	July 5, 2002	Friday-N	W
53,501	San Francisco	June 29, 2002	Saturday-D	L

### LARGEST COLISEUM BASEBALL CROWDS

Attend.	Opponent	Date	Day	W-L
55,989	San Francisco	June 26, 2004	—	W
55,861	New York	Oct. 13, 2001	ALDS, Game 3	L
55,601	Anaheim	July 5, 2003	Fireworks	L
55,528	Kansas City	Sept. 4, 2002	AL Record 20th W straight win	W
55,413	San Francisco	June 22, 2003	—	W
54,513	New York	Apr. 24, 2002	—	L
54,268	Arizona	July 8, 2000	Fireworks	W
54,123	San Francisco	June 30, 2002	—	W
53,974	San Francisco	June 27, 2004	—	L
53,802	Kansas City	July 5, 2002	Fireworks	W

### TOP REGULAR SEASON CROWDS ON THE ROAD

Attend.	Opponent	Date	Day	W-L
61,696	California	Aug. 11, 1989	Friday-N	W
60,326	California	Aug. 13, 1989	Sunday-D	L
58,963	California	Apr. 24, 1982	Saturday-N	L
56,717	New York	Apr. 10, 1998	Friday-D	L
56,710	New York	Apr. 11, 1997	Friday-D	W
56,535	Seattle	Sept. 20, 1996	Friday-N	L
56,103	Seattle	Sept. 21, 1996	Saturday-N	L
55,927	Seattle	Sept. 28, 1997	Sunday-D	W
55,588	Seattle	Sept. 26, 1997	Friday-N	W
55,034	New York	May 30, 1987	Sunday-D	L

### LARGEST CROWDS ON THE ROAD

Attend.	Opponent	Date	Day	W-L
62,038	San Francisco	Oct. 27, 1989	World Series, Game 3	W
62,032	San Francisco	Oct. 28, 1989	World Series, Game 4	W
61,696	California	Aug. 11, 1989	—	W
60,326	California	Aug. 13, 1989	—	L
58,963	California	Apr. 24, 1982	—	L
56,915	New York	Oct. 7, 2000	ALDS, Game 4	W
56,717	New York	Apr. 10, 1998	—	L
56,710	New York	Apr. 11, 1997	—	W
56,697	New York	Oct. 10, 2001	ALDS, Game 1	W
56,684	New York	Oct. 11, 2001	ALDS, Game 2	W

## TOP REGULAR SEASON CROWDS VS. CLUBS

Club	Home Attendance	Date
Arizona	54,268	July 8, 2000
Atlanta	35,618	June 11, 2003
Baltimore	47,741	June 12, 1972
Boston	50,863	Aug. 8, 2001
Chicago	45,712	July 2, 2005
Cincinnati	29,601	June 9, 2004
Cleveland	48,241	Aug. 1, 1998
Colorado	25,333	June 15, 1997
Detroit	53,498	Apr. 3, 2000
Florida	22,461	June 22, 2008
Houston	35,065	June 9, 2002
Kansas City	55,528	Sept. 4, 2002
Los Angeles-AL	55,601	July 5, 2003
Los Angeles-NL	35,163	July 14, 2001
Milwaukee	45,398	Apr. 3, 1984
Minnesota	47,385	Aug. 13, 2005
Montreal	31,024	June 15, 2003
New York-AL	54,513	Apr. 24, 2002
New York-NL	27,598	June 15, 2005
Philadelphia	30,619	June 19, 2005
Pittsburgh	34,328	June 13, 2004
San Diego	40,374	July 2, 1998
San Francisco	55,989	June 26, 2004
Seattle	46,786	Apr. 17, 1981
St. Louis	35,077	June 17, 2007
Tampa Bay	48,089	August 28, 2004
Texas	45,606	Oct. 1, 2000
Toronto	46,770	July 4, 1985

Club	Road Attendance	Date
Arizona	36,976	July 7, 2001
Atlanta	38,324	May 17, 2008
Baltimore	50,071	July 27, 1991
Boston	38,294	July 6, 2009
Chicago	43,297	June 16, 1990
Chicago-NL	40,145	June 20, 2004
Cincinnati	27,246	June 22, 2002
Cleveland	49,989	July 7, 1990
Colorado	48,308	Aug. 30, 1997
Detroit	53,565	July 25, 1971
Florida	10,215	June 4, 2003
Houston	42,024	June 14, 2007
Kansas City	41,329	Sept. 21, 1980
Los Angeles-AL	61,696	Aug. 11, 1989
Los Angeles-NL	51,392	Aug. 28, 1997
Milwaukee	54,987	Sept. 27, 1992
Minnesota	52,080	Aug. 17, 1991
New York	56,717	Apr. 10, 1998
New York-NL	52,920	June 23, 2007
Philadelphia	45,863	June 26, 2010
Pittsburgh	30,549	June 19, 2002
San Diego	39,874	June 28, 2006
San Francisco	47,719	July 3, 1997
Seattle	56,535	Sept. 20, 1996
St. Louis	43,682	June 19, 2010
Tampa Bay	35,325	July 26, 1998
Texas	50,708	July 31, 2004
Toronto	50,529	Sept. 8, 1993
Washington	28,741	June 8, 2005

## COLISEUM RAINOUTS & SHORTENED GAMES

### RAINFOUTS AT O.CO COLISEUM

1972 vs. Minnesota, Sept. 25	1982 vs. Seattle, Apr. 10	1993 vs. Cleveland, Apr. 23
vs. Minnesota, Sept. 26	1983 vs. Boston, Apr. 23	vs. Minnesota, May 27
vs. Cincinnati, Oct. 17	vs. Detroit, Apr. 30	1996 vs. Baltimore, May 15
1978 vs. California, Apr. 15	vs. Chicago, Sept. 30	1997 vs. Boston, Aug. 19
vs. Minnesota, Apr. 24	1988 vs. Cleveland, May 6	1998 vs. New York, Apr. 3
1979 vs. New York, Apr. 26	1990 vs. Cleveland, May 27	vs. Detroit, May 5

### SHORTENED GAMES IN OAKLAND

1968 vs. Detroit, May 24 (called after 7 innings tied at 2-2)
1971 vs. Kansas City, Apr. 9 (called after top of the 6th; A's won 5-0)
1999 vs. New York, Apr. 5 (called after 8 innings; A's won 5-3)
2002 vs. Seattle, Apr. 16 (called after top of the 7th; A's lost 6-2)
2005 vs. Texas, May 4 (called after top of the 9th; A's lost 16-7)

### O.CO COLISEUM BATTING PRACTICE SCHEDULE

	12:35 Game Time	1:05 Game Time	6:05 Game Time	7:05 Game Time
A's Hit	Until 11:00	Until 11:30	Until 4:30	Until 5:30
Visitors Hit	11:00 - 11:40	11:30 - 12:10	4:30-5:10	5:30 - 6:10
A's Infield	11:40 - 11:50	12:10 - 12:20	5:10-5:20	6:10 - 6:20
Visitors Infield	11:50 - 12:00	12:20 - 12:30	5:20-5:30	6:20 - 6:30

---

## MEDIA INFORMATION AND POLICIES

---

**WORKING PRESS CREDENTIALS:** Credentials will be issued only to legitimate media. Season credentials will be issued to those news agencies that cover the Athletics on a daily basis. Requests for daily credentials must be submitted by the affiliation's editor, producer or director on Major League Baseball's online site <https://credentials.mlb.com> 72 hours in advance. All credentials are non-transferable. All members of the media must be on assignment. No freelance journalists will be credentialed. Please submit all credential requests to Debbie Gallas, media services manager.

**PHOTO CREDENTIALS:** Photo passes will be issued to photographers on assignment from legitimate news gathering organizations and representatives licensed by Major League Baseball. The Oakland A's will not issue credentials to freelance photographers. Priority in all photo areas will be granted to news organizations on deadline and those holding season credentials. All photographs taken are to be used for news-gathering purposes or officially licensed products. Any other use of photographs will be considered a violation of existing trademark and copyright restrictions.

**ON-LINE CREDENTIALING POLICY:** Media credentials for on-line media services will be granted only to those agencies licensed by Major League Baseball (MLBAM, News Digital Media and ESPN Internet Ventures) to provide "real-time" accounts and descriptions of A's home games; or to those on-line services that are part of a national newsgathering agency; reach a broad audience; produce original content; have an established record of producing original content; and employ full-time journalists. This policy is encouraged by Major League Baseball and allows the Oakland Athletics to maintain quality control in the press box and clubhouses.

**ROVING CAMERAS:** Television cameras are prohibited from roving in the stands at all times. For the comfort of fans, interviews are to be conducted on the concourse and not in the stands while the game is in progress.

**PRESS WILL CALL:** Starting two-and-a-half hours before game time, credentials may be picked up at Press Will Call located on the Plaza Level between the Stadium and the Arena. Prior to that, credentials may be picked at the Ticket Services Office located in the Coliseum across the plaza from the A's executive offices.

**CLUBHOUSES:** The Athletics clubhouse is located on the third base side and the visitors' is located on the first base side. Access can be obtained by taking the press elevator to the first floor or through the door on the right near the end of the hall after you enter through the North Press Gate. Only credentialed media with clubhouse access will be admitted. TV cameras and photographers are not allowed in the clubhouse prior to the game and only TV cameras are permitted in the clubhouse following the game (no still photographers). The A's clubhouse is open to the media three-and-a-half hours prior to the game and then will close when the A's take the field for batting practice. The clubhouse will open no earlier than five minutes or no later than 10 minutes following the game. At times, certain additional restrictions may be imposed. **Please do not lounge in the clubhouse at any time.** The break area, the trainer's room and the umpire's dressing room are off limits to the media. If a comment or interpretation from the umpire crew chief is needed, a pool reporter may be assigned.

**FIELD ACCESS:** Only credentialed media with field access will be allowed onto the field. All media must clear the field immediately following batting practice. Only newspaper and magazine photographers will be allowed on the field level during the game.

**POST-GAME PROCEDURES:** Manager Bob Melvin will be available to the media in the media interview room immediately after the conclusion of the game. Please ask any questions of the manager related to the game during this post-game session. Also, please be respectful of those members of the media who are on deadline when directing questions to the manager and players. **Once again, please do not lounge in the clubhouse or attempt to conduct full-length interviews after a game.**

**LIVE TRANSMISSIONS:** Non-rightsholders are permitted to transmit live reports from O.co Coliseum prior to and after every game. Live television shots by non-rightsholders are prohibited while the rightsholder is on the air and the game is in progress. Radio stations and assigned correspondents for out-of-town reports are allowed to give inning or half-inning updates. Reports must be confined to between-innings only, limited to 60 seconds in length, and limited to six per game. A violation of these Major League Baseball guidelines may result in the revocation of credentials.

**CELLULAR PHONES:** The use of cellular phones for radio interviews is prohibited on the field or in the clubhouse. All phone interviews must be arranged through the Athletics Public Relations Department.

**FLIP CAMS:** No flip cams are allowed in the A's clubhouse.

**SCOUTS:** Major League scouts are not allowed to scout from the press box during the game. However, scouts are welcomed in the press box prior to first pitch to pick up game information.

**PRESS BOX:** The press box and all broadcast positions are located on the loge level. Access is by the press elevator only. The first base side of the press box is reserved for print media while the third base side is reserved for electronic media. The press box is a working area. Cheering and loud conversation will not be permitted. The Oakland A's prohibit any person under the age of 18 from entering the press box on game days without prior approval from the A's public relations department. **Guests are not allowed in the press box without prior approval from the A's Public Relations Department.**

**PRESS LOUNGE:** The press lounge is located behind Section 117 (level one from the press elevator). It opens two hours prior to the game and closes at game time. The charge is \$10.00 and meal tickets are available for purchase in the lounge. Media members must be properly credentialed for admittance into the dining room.

**PUBLIC RELATIONS OFFICE:** The Oakland Athletics Public Relations Office is located within the team's executive offices on the east side of the Coliseum Arena. The offices are located directly across the plaza from the Ticket Services Office.

**PRESS BOX SERVICES:** Game notes, statistics, starting lineups and other pertinent news releases from both teams are available on the first base side of the press box for working press and scouts only. Post-game notes and the game's box score will be available shortly after the conclusion of the game. Information guides for all clubs are available upon request from a member of the A's public relations staff in the press box. All information is also available on-line at <http://pressbox.oaklandathletics.com>.

**AUTOGRAPH POLICY:** Credentialed members of the media are prohibited from requesting autographs or equipment on the playing field, in the dugout or in the clubhouses. Any violation of this policy will result in immediate revocation of the credential and bar future use.

**TELEPHONES, WIFI SERVICE:** Phone lines in the main press box may be ordered by calling Doug Tsang of AT&T at (510) 334-4175. Additionally, complimentary WiFi service is available in the press box.

**TICKETS:** All requests for media complimentary tickets must be made to Debbie Gallas at least 48 hours prior to game time. When available, tickets may be picked up at Press Will Call. There is a limit of two tickets per game.

## OAKLAND ATHLETICS PUBLIC RELATIONS DEPARTMENT



Bob Rose



Kristy Fick



Mike Selleck



Debbie Gallas



Adam Loberstein

### Public Relations Staff

Bob Rose, Director of Public Relations  
Kristy Fick, Senior Manager of Player and Media Relations  
Mike Selleck, Baseball Information Manager  
Debbie Gallas, Media Services Manager  
Adam Loberstein, Media Relations & Broadcasting Coordinator

### Direct Phone

(510) 563-2380  
563-2236  
563-2233  
563-2207  
563-2248

### E-Mail Address

[brose@oaklandathletics.com](mailto:brose@oaklandathletics.com)  
[kfick@oaklandathletics.com](mailto:kfick@oaklandathletics.com)  
[mselleck@oaklandathletics.com](mailto:mselleck@oaklandathletics.com)  
[dgallas@oaklandathletics.com](mailto:dgallas@oaklandathletics.com)  
[aloberstein@oaklandathletics.com](mailto:aloberstein@oaklandathletics.com)

7000 Coliseum Way • Oakland, CA 94621  
(510) 638-4900 • FAX: (510) 562-1633  
Virtual Press Box: [pressbox.oaklandathletics.com](http://pressbox.oaklandathletics.com)  
Website: [oaklandathletics.com](http://oaklandathletics.com)

---

# ATHLETICS ON THE AIR

---

## KEN KORACH

### Radio Play-by-Play

The 2012 season marks Ken Korach's 21st year in the American League, his 17th season with the A's, and his seventh as the team's lead radio announcer.

In the long history of the A's in Oakland, only the legendary Bill King has spent more years doing radio play-by-play for the team.

Korach began his baseball career in 1981, when he worked the first of two seasons with the Redwood Pioneers of the California League. He also spent five full seasons broadcasting in the Pacific Coast League, in 1986-87 for Phoenix and 1989-1991 for Las Vegas.

Korach was hired by the Chicago White Sox in 1992 and he spent four years with the Sox, working mostly weekend games.

Korach began his broadcasting career at KTOB Radio in Petaluma in 1980, and he was hired as a sports anchor and voice of San Jose State football by KCBS Radio in San Francisco in 1985. He spent 22 seasons broadcasting college basketball and 14 seasons of college football for Sonoma State University, San Jose State and UNLV, where he spent 12 seasons as the voice of the Runnin' Rebels on radio and television.

Korach was inducted into the Nevada Broadcasters Hall of Fame in 2003, was the 2001 Nevada Sportscaster of the Year, and his 1986 KCBS broadcast of the San Jose State-Fresno State football game was voted the top play-by-play performance that year for California and Nevada by the Associated Press Radio and Television Association.

Korach's national work includes broadcasting selected major league games for ESPN Radio in 2009 and several bowl games, including the Peach, Las Vegas and Senior Bowls.

Korach's charitable work includes the establishment of Ken Korach's A's Winning for the Community, which raised over \$50,000 for the high school baseball programs in Oakland, including Ken's personal donation of \$15,000. Korach was honored with a proclamation by the Oakland School Board in 2009, and he currently serves on the advisory board for the Oakland Tech High School Field of Dreams.

Ken is a graduate of UC Santa Barbara and lives in Henderson, Nev. in the off-season with his daughter, Emilee, and wife Denise, the director of baseball administration for the Las Vegas 51s of the PCL.



---

## VINCE COTRONEO

### Radio Play-by-Play

Vince Cotroneo begins his seventh season in the A's radio booth, where he again will work with broadcast partners Ken Korach and Ray Fosse in continuing the team's tradition of broadcasting excellence.

Prior to joining the A's, Cotroneo spent six seasons (1998-2003) as an announcer on the Texas Rangers broadcasts, where he partnered with Eric Nadel on the Rangers Radio Network. He also worked a handful of games on the television side during the 2002 season. Cotroneo joined the Rangers broadcast team in 1998 after spending seven seasons (1990-96) with the Houston Astros.

A 23-year broadcasting veteran, Cotroneo began his career with the Single-A Lynchburg Mets in 1984. He spent the next three seasons with the Double-A El Paso Diablos in the Milwaukee system before moving onto the Triple-A Iowa Cubs for the 1988 season. In his only season with Iowa, he was selected as the National Association's Minor League Announcer of the Year. Cotroneo joined the Astros organization the following season and was the radio voice of the Tucson Toros for two seasons (1989-90) before landing his first Major League job with the Astros in 1991.

A 1983 graduate of the University of Central Florida, Cotroneo and his wife, Veronica, have three children, Dominic, Olivia and Sophia.



## RAY FOSSE

### Radio and Television Analyst

Ray Fosse, former two-time major league all-star catcher and Emmy Award-winning broadcaster, celebrates his 27th consecutive season on radio and his 24th season in the television booth as the A's game analyst.

Fosse, a 12-year major league veteran, played for the Cleveland Indians, Oakland A's, Seattle Mariners and Milwaukee Brewers, compiling a .256 batting average with 61 home runs. A native of Marion, Ill., Fosse attended Southern Illinois University, and was Cleveland's No. 1 draft pick in 1965. He made his major league debut with the Tribe in 1967 and spent the next six seasons in Cleveland. Fosse enjoyed his most productive season in 1970 when he batted .307 with a career-high 18 home runs and 61 RBI. He was named the American League All-Star catcher, received the Rawlings Gold Glove as the best defensive catcher in the American League, and was voted Co-Man of the Year with Sam McDowell that season.

In 1971, Fosse was named starting catcher for the American League All-Star Team and received his second Rawlings Gold Glove. He was traded to the Oakland A's in 1973, and played for the 1973 and 1974 World Champions in Oakland. In 2002, Fosse was voted one of the 100 greatest players in Cleveland Indians' history.

Ray and his wife, Carol, were married April 4, 1970, and reside in California and Arizona, where they are active in several charitable organizations. They have two daughters, Nikki and Lindsey, and one grandson, Matthew.



## GLEN KUIPER

### Television Play-by-Play

Glen Kuiper begins his ninth season in the A's television booth as the club's lead play-by-play voice.

Kuiper has covered the Bay Area baseball scene for Comcast SportsNet since 1992, serving as pre-game host and fill-in play-by-play announcer for both A's and Giants telecasts. He has also worked on Comcast SportsNet's Golden State Warrior and San Jose Sharks telecasts, along with numerous collegiate assignments. He has also handled sideline reporting duties for select National Football League games on Fox. Kuiper has won seven Northern California Emmy Awards for his coverage of Bay Area Sports teams.

Glen is the youngest brother in a talented broadcasting family. His oldest brother, Duane, is a long-time member of the San Francisco Giants announcing team while older brother, Jeff, produces the Giants Comcast SportsNet Bay Area telecasts.

Kuiper graduated from San Francisco State University with a bachelor's degree in broadcasting. He also attended the University of New Orleans and spent three years in the minor leagues. A native of Racine, Wis., Kuiper resides in Danville, Calif. with his wife, Amanda and two children, Jack and Annette.



## AMAURY PI-GONZÁLEZ

### Radio Play-by-Play (Spanish)

Amaury Pi-González, a pioneer in establishing Spanish baseball radio play-by-play in the Bay Area, serves as the "Voice of the A's" for all Spanish broadcasts.

Well-known and respected in both English and Spanish media circles, Pi-González enters his 35th season in Major League Baseball in 2012. He began his career in 1977 with the Athletics, and has also broadcast for the San Francisco Giants, Seattle Mariners and Los Angeles Angels. For a second straight year, he will also do selected games for the Angels on Fox Sports Network West in Southern California.

During his tenure, Pi-González has called the 1986 World Series for CBS Hispanic Network, the 1988, 1989 and 1990 Series for the A's, and the 2002 Series for the Giants. The Fremont, Calif. resident



## Athletics On The Air, continued

previously served five years as sports anchor for Telemundo TV48 in San Jose and was the Spanish voice for the NBA's Golden State Warriors (1992-98) and Los Angeles Clippers. In addition, he was the English voice for the Caribbean World Series for Fox Sports International in 2001 and 2002.

Born in Cuba, Amaury was inducted into the Cuban Sports Hall of Fame in 2004 and into the Hispanic Heritage Baseball Museum in 2004. Since 2002, he has been nominated each year for the prestigious Ford C. Frick Broadcasters Award in Baseball's Hall of Fame in Cooperstown, N.Y. He was inducted into the Bay Area Radio Hall of Fame in 2009.

## MANOLO HERNÁNDEZ-DOUEN

### Radio Analyst (Spanish)

Manolo Hernández-Douen is in his fourth season as the Athletics analyst for Spanish broadcasts. He has over 41 years of experience in journalism, and has covered a variety of sports during that span.

A graduate of Universidad Católica Andrés Bello in his native Caracas, Hernández-Douen has covered the Olympic and Pan American Games, world championship boxing matches and winter league baseball, including the Caribbean Series. He was Venezuela's Sportswriter of the Year in 1979 and for five seasons was the basketball radio analyst for the Caracas Liga Especial de Baloncesto team.

Since moving to California in 1982, he has covered the NBA and Major League Baseball for several of the highest circulation Spanish newspapers in the United States including *La Opinión* in Los Angeles. Most recently, he was the Sports Editor for *El Nuevo Herald* in Miami from 2000 to 2007, and since the 2008 season, he has covered feature stories as a freelance writer for *lasmayores.com* (MLB in Spanish), *beisbol.net* and *beisbolporgotas.com*.

A proud father of two, Franklin and Cristina, and Kayla's grandfather, Manolo resides in San Francisco.



## A'S TELEVISION AND RADIO

**COMCAST SPORTSNET CALIFORNIA:** The Oakland Athletics entered into a long-term agreement with Comcast SportsNet California in 2009. Over 145 A's games are televised exclusively on the Northern California cable outlet with Glen Kuiper and Ray Fosse calling the action in High Definition. CSNCA will also produce a pre- and post-game show for every telecast.

**95.7 FM THE GAME:** The Oakland Athletics and 95.7 FM The Game are in the second year of a four-year contract for the station to serve as flagship of the A's Radio Network. 95.7 FM, a San Francisco-based station featuring a daily sports talk format, will broadcast all 162 regular season games, including the opening two games in Japan, plus 10 Spring Training games. The station will also feature special programming with A's baseball personnel.

**KIQI 1010 AM/KATD 990 AM/KWRU 1300 AM:** Serving as the new Spanish language home of Oakland A's baseball, KIQI (1010 AM, San Francisco), KATD (990 AM, Pittsburg) and KWRU (1300 AM, Fresno) will broadcast approximately 64 weeknight and weekend home games from the Coliseum this season. The games will be simulcast on all three stations, with full coverage in the Bay Area and a signal that will reach as far north as Sacramento and south to Fresno.

### 2012 A'S RADIO NETWORK

Station	On Dial	City	Station	On Dial	City	Station	On Dial	City
KAHI	950 AM	Auburn	KMYC	1410 AM	Marysville	KVON	1440 AM	Napa
KATA	1340 AM	Eureka	KNRO	1670 AM	Redding	KGMZ	95.7 FM	SF/Oak/SJ
KBLF	1490 AM	Red Bluff	KPOD	1240 AM	Crescent City	KXBX	1270 AM	Lakeport
KCWH	102.3 FM	Mt. Shasta	KRKC	1490 AM	King City			
KESP	970 AM	Modesto	KSAC	105.5 FM	Sacramento			



# ATHLETICS BROADCAST HISTORY

<b>1938</b> WIBG By Saam	<b>1969</b> KNBR Monte Moore, Al Helfer KBHK-TV Monte Moore, Al Helfer	<b>1983</b> KSFO Bill King, Lon Simmons, Wayne Hagin KBHK-TV Bill King, Lon Simmons, Bill Rigney
<b>1939</b> WIBG By Saam	<b>1970</b> KNBR Monte Moore, Harry Caray KBHK-TV	<b>1984</b> KSFO Bill King, Lon Simmons, Wayne Hagin KBHK-TV Bill King, Lon Simmons, Bill Rigney
<b>1940</b> WIBG By Saam, Claude Haring	<b>1971</b> KEEN Monte Moore, Harry Caray	<b>1985</b> KSFO Bill King, Lon Simmons, Wayne Hagin KPIX-TV Bill King, Lon Simmons, Ted Robinson
<b>1941</b> WIBG By Saam, Claude Haring	<b>1972</b> KEEN Monte Moore, Bob Elson, Red Rush KBHK-TV Monte Moore, Bob Elson	<b>1986</b> KSFO Bill King, Lon Simmons, Ray Fosse KPIX-TV Bill King, Lon Simmons, Ted Robinson
<b>1942</b> WIBG By Saam, Claude Haring	<b>1973</b> KEEN Monte Moore, Jim Woods, Jim Piersall KBHK-TV Monte Moore, Jim Woods	<b>1987</b> KSFO Bill King, Lon Simmons, Ray Fosse KPIX-TV Bill King, Lon Simmons, Ted Robinson
<b>1943</b> WIBG By Saam, Claude Haring	<b>1974</b> KEEN Monte Moore, Jon Miller, Bill Rigney KTVU-TV Monte Moore, Jon Miller	<b>1988</b> KSFO Bill King, Lon Simmons, Ray Fosse KPIX-TV Monte Moore, John Shrader, Ray Fosse
<b>1944</b> WIBG By Saam, Claude Haring	<b>1975</b> KEEN Monte Moore, Bob Waller KPIX-TV Monte Moore, Bob Waller	<b>1989</b> KSFO Bill King, Lon Simmons, Ray Fosse KPIX-TV, KICU-TV Monte Moore, John Shrader, Ray Fosse
<b>1945</b> WIBG By Saam, Claude Haring	<b>1976</b> KNBR Monte Moore, Bob Waller KPIX-TV Monte Moore, Wayne Walker	<b>1990</b> KSFO Bill King, Lon Simmons, Ray Fosse KPIX-TV, KICU-TV, SportsChannel Monte Moore, Ray Fosse
<b>1946</b> WIBG By Saam, Claude Haring	<b>1977</b> KNBR Monte Moore, Bob Waller KPIX-TV Monte Moore, Wayne Walker	<b>1991</b> KSFO Bill King, Lon Simmons, Ray Fosse KPIX-TV, KICU-TV, SportsChannel Monte Moore, Ray Fosse, Greg Papa, Reggie Jackson, Bill Rigney
<b>1947</b> WIBG By Saam, Claude Haring	<b>1978</b> KNEW Bud Foster, Jim Peterson, Curt Flood KPIX-TV Monte Moore, Wayne Walker, Curt Flood	<b>1992</b> KSFO Bill King, Lon Simmons, Ray Fosse KPIX-TV, KICU-TV, SportsChannel Monte Moore, Ray Fosse, Greg Papa, Reggie Jackson, Bill Rigney
<b>1948</b> WIBG By Saam, Claude Haring	<b>1979</b> KKIS Red Rush, Hal Ramey KPIX-TV Monte Moore, Wayne Walker	
<b>1949</b> WIBG By Saam, Claude Haring	<b>1980</b> KDIA Red Rush, Dom Valentino, Ted Robinson KPIX-TV Monte Moore, Wayne Walker	
<b>1950</b> WIBG By Saam, Claude Haring	<b>1981</b> KSFO Bill King, Lon Simmons, Wayne Hagin KPIX-TV Bill King, Wayne Walker	
<b>1951</b> WIBG By Saam, Claude Haring	<b>1982</b> KSFO Bill King, Lon Simmons, Wayne Hagin KCRA-TV Bill King, Lon Simmons, Harmon Killebrew	
<b>1952</b> WIBG By Saam, Claude Haring		
<b>1953</b> WIBG By Saam, Claude Haring		
<b>1954</b> WIBG By Saam, Claude Haring		
<b>1955</b> WDAF Merle Harmon, Larry Ray		
<b>1956</b> WDAF Merle Harmon, Larry Ray		
<b>1957</b> WDAF Merle Harmon, Ed Edwards		
<b>1958</b> WDAF Merle Harmon, Ed Edwards, Bill Grigsby		
<b>1959</b> WDAF Merle Harmon, Bill Grigsby		
<b>1960</b> WDAF Merle Harmon, Bill Grigsby		
<b>1961</b> WDAF Merle Harmon, Bill Grigsby		
<b>1962</b> KCMO Monte Moore, Bruce Rice		
<b>1963</b> KCMO Monte Moore, George Bryson		
<b>1964</b> KCMO Monte Moore, George Bryson		
<b>1965</b> KCMO Monte Moore, Red Rush		
<b>1966</b> KCMO Monte Moore, Lynn Faris		
<b>1967</b> KCMO Monte Moore, Lynn Faris		
<b>1968</b> KNBR Monte Moore, Al Helfer KBHK-TV Monte Moore, Al Helfer		



## Athletics Broadcast History, continued

<p><b>1993</b> KNEW Bill King, Lon Simmons, Ray Fosse KRON-TV, SportsChannel Greg Papa, Dick Stockton, Ray Fosse</p> <p><b>1994</b> KFRC Bill King, Lon Simmons, Ray Fosse KRON-TV, SportsChannel Greg Papa, Dick Stockton, Ray Fosse</p> <p><b>1995</b> KFRC Bill King, Lon Simmons, Ray Fosse KRON-TV, SportsChannel Greg Papa, Dick Stockton, Ray Fosse</p> <p><b>1996</b> KFRC Bill King, Ken Korach, Ray Fosse KRON-TV, Sports Channel Greg Papa, Ken Wilson, Ray Fosse</p> <p><b>1997</b> KFRC Bill King, Ken Korach, Ray Fosse KRON-TV, SportsChannel Greg Papa, Ken Wilson, Ray Fosse</p> <p><b>1998</b> KFRC Bill King, Ken Korach, Ray Fosse KRON-TV, Fox Sports Bay Area Greg Papa, Ken Wilson, Ray Fosse</p>	<p><b>1999</b> KABL Bill King, Ken Korach, Ray Fosse KICU-TV, Fox Sports Bay Area Greg Papa, Ray Fosse</p> <p><b>2000</b> KABL Bill King, Ken Korach, Ray Fosse KICU-TV, Fox Sports Bay Area Greg Papa, Ray Fosse</p> <p><b>2001</b> KABL Bill King, Ken Korach, Ray Fosse KICU-TV, Fox Sports Bay Area Greg Papa, Ray Fosse</p> <p><b>2002</b> KFRC Bill King, Ken Korach, Ray Fosse KICU TV, Fox Sports Bay Area Greg Papa, Ray Fosse</p> <p><b>2003</b> KFRC Bill King, Ken Korach, Ray Fosse KICU-TV, Fox Sports Bay Area Greg Papa, Ray Fosse</p> <p><b>2004</b> KFRC Bill King, Ken Korach, Ray Fosse KICU-TV, Fox Sports Bay Area Hank Greenwald, Ray Fosse, Glen Kuiper, Tim Roye</p> <p><b>2005</b> KFRC Bill King, Ken Korach, Ray Fosse KICU-TV, Fox Sports Bay Area Hank Greenwald, Ray Fosse, Glen Kuiper, Tim Roye</p>	<p><b>2006</b> KYCY Ken Korach, Vince Cotroneo, Ray Fosse KICU-TV, Fox Sports Bay Area Glen Kuiper, Ray Fosse, Tim Roye</p> <p><b>2007</b> KFRC/KYCY Ken Korach, Vince Cotroneo, Ray Fosse KICU-TV, Fox Sports Bay Area Glen Kuiper, Ray Fosse</p> <p><b>2008</b> KFRC/KYCY Ken Korach, Vince Cotroneo, Ray Fosse KICU-TV, Comcast SportsNet Bay Area Glen Kuiper, Ray Fosse</p> <p><b>2009</b> KTRB Ken Korach, Vince Cotroneo, Ray Fosse Comcast SportsNet California Glen Kuiper, Ray Fosse</p> <p><b>2010</b> KTRB Ken Korach, Vince Cotroneo, Ray Fosse Comcast SportsNet California Glen Kuiper, Ray Fosse</p> <p><b>2011</b> 95.7 FM THE GAME Ken Korach, Vince Cotroneo Comcast SportsNet California Glen Kuiper, Ray Rosse</p>
--	--	---

### COLISEUM FIRSTS

**Game:** April 17, 1968  
**Final Score:** Baltimore 4, Oakland 1  
**Winning Pitcher:** Dave McNally  
**Losing Pitcher:** Lew Krausse  
**Attendance:** 47,233  
**First Victory:** April 18, 1968  
**Final Score:** Oakland 4, Baltimore 3  
**Winning Pitcher:** Paul Lindblad  
**Losing Pitcher:** Gene Brabender  
**Batter:** Curt Blefary, Baltimore (walked by Lew Krausse)

**A's Batter:** Bert Campaneris (popped out to second baseman Davey Johnson)  
**Hit:** Boog Powell (Home run off Lew Krausse, 2nd inning, Apr. 17)  
**A's Hit:** Rick Monday (Home run off Dave McNally, 6th inning, Apr. 17)  
**Run:** Boog Powell (Home run off Lew Krausse, 2nd inning, Apr. 17)  
**A's Run:** Rick Monday (Home run off Dave McNally, 6th inning, Apr. 17)

**Error:** Bert Campaneris, SS (ball hit by Frank Robinson, 4th inning, Apr. 17)  
**Pinch Hit:** Tony La Russa (single off Dave McNally, 9th inning, Apr. 17)  
**Relief Pitcher:** Diego Segui (relieved Lew Krausse in 6th inning, Apr. 17)

### O.CO COLISEUM GROUND RULES

Fly ball striking foul poles and/or screen above fence .....	Home Run
Ball sticking or going behind fence padding in right or left field .....	Two Bases
Ball going into bullpen bench and rebounding on to playing field .....	In Play
Ball remaining on or under bullpen bench .....	Two Bases
Ball hitting any portion of the fence or screen in back of home plate .....	In Play

# SPRING TRAINING INFORMATION

**REPORTING DATES:** Pitchers and catchers report Saturday, February 18 with the first workout the next day. The full squad reports on Friday, February 24 with the first full squad workout the next day.

**MEDIA INFORMATION:** For credentials or broadcast space, please contact Bob Rose at (602) 797-5632 or Kristy Fick at (602) 797-5634. A media lunch is served before all home games at a cost of \$8.00.

**HEADQUARTERS HOTEL:** Doubletree Guest Suites, 320 North 44th Street, Phoenix, Arizona, 85008. (602) 225-0500.

**MINOR LEAGUE HEADQUARTERS:** Papago Park Baseball Complex, 1802 North 64th Street, Phoenix, Arizona, 85008. (480) 949-5951.

**STADIUM:** Phoenix Municipal Stadium (Capacity: 7,881), 5999 East Van Buren, Phoenix, Arizona. (602) 225-9400.

## IMPORTANT PHONE NUMBERS IN PHOENIX

### Public Relations Department

Main Office . . . . .	(602) 225-9400
Bob Rose, Director of Public Relations . . . . .	(602) 797-5632
Kristy Fick, Sr. Mgr of Player and Media Relations . . . . .	(602) 797-5634
Mike Selleck, Baseball Information Manager . . . . .	(602) 797-5639
Adam Loberstein, MR & Broadcasting Coord. . . . .	(602) 797-5663
Press Box Direct Line . . . . .	(602) 797-5644
Office Facsimile . . . . .	(602) 225-9473

# SPRING TRAINING SCHEDULE

Day	Date	Opponent	Site	Time
<b>Fri</b>	<b>March 2</b>	<b>Seattle</b>	<b>Phoenix</b>	<b>12:05 pm</b>
Sat	March 3	Seattle (95.7 FM The Game)	Peoria	12:05 pm
Sun	March 4	Chicago Cubs (95.7 FM The Game)	Mesa	12:05 pm
<b>Mon</b>	<b>March 5</b>	<b>Los Angeles Angels (ss)</b>	<b>Phoenix</b>	<b>12:05 pm</b>
		Chicago Cubs (ss)	Mesa	12:05 pm
Tues	March 6	Milwaukee	Maryvale	12:05 pm
<b>Wed</b>	<b>March 7</b>	<b>Los Angeles Dodgers</b>	<b>Phoenix</b>	<b>12:05 pm</b>
Thur	March 8	Los Angeles Dodgers	Glendale	12:05 pm
Fri	March 9	Colorado	Scottsdale	12:05 pm
<b>Sat</b>	<b>March 10</b>	<b>Cincinnati (CSNCA, 95.7 FM The Game)</b>	<b>Phoenix</b>	<b>12:05 pm</b>
<b>Sun</b>	<b>March 11</b>	<b>Kansas City (95.7 FM The Game)</b>	<b>Phoenix</b>	<b>1:05 pm</b>
Mon	March 12	Chicago White Sox	Glendale	1:05 pm
<b>Tues</b>	<b>March 13</b>	<b>Milwaukee</b>	<b>Phoenix</b>	<b>1:05 pm</b>
Wed	March 14	OFF DAY		
Thur	March 15	Texas	Surprise	1:05 pm
<b>Fri</b>	<b>March 16</b>	<b>Seattle (95.7 FM The Game)</b>	<b>Phoenix</b>	<b>7:05 pm</b>
<b>Sat</b>	<b>March 17</b>	<b>Chicago Cubs (ss) (95.7 FM The Game)</b>	<b>Phoenix</b>	<b>1:05 pm</b>
		San Francisco (ss)	Scottsdale	1:05 pm
Sun	March 18	Arizona (95.7 FM The Game)	Scottsdale	1:05 pm
<b>Mon</b>	<b>March 19</b>	<b>Arizona</b>	<b>Phoenix</b>	<b>1:05 pm</b>
<b>Tues</b>	<b>March 20</b>	<b>Chicago Cubs</b>	<b>Phoenix</b>	<b>1:05 pm</b>
Wed	March 21	Kansas City	Surprise	1:05 pm
Sun	March 25	Yomiuri Giants (exhibition) (95.7 FM The Game)	Tokyo Dome	3:10 am
Mon	March 26	Hanshin Tigers (exhibition) (95.7 FM The Game)	Tokyo Dome	8:10 pm (Mar. 25)
Sat	March 31	Sacramento (exhibition)	Sacramento	6:05 pm
Sun	April 1	OFF DAY		
Mon	April 2	San Francisco (CSNCA, 95.7 FM The Game)	San Francisco	7:15 pm
<b>Tues</b>	<b>April 3</b>	<b>San Francisco (95.7 FM The Game)</b>	<b>OAKLAND</b>	<b>7:35 pm</b>
Wed	April 4	San Francisco (95.7 FM The Game)	San Francisco	12:45 pm
Thu	April 5	OFF DAY		

All Times are Pacific (ss) denotes split squad

# PAST SPRING TRAINING RECORDS

YEAR	SITE	RECORD	HOME ATTENDANCE	DATES
1968	Bradenton, FL		—	—
1969	Mesa, AZ	10-14	12,003	13
1970	Mesa, AZ	15-13	17,614	14
1971	Mesa, AZ	12-15	14,889	16
1972	Mesa, AZ	9-11	17,295	13
1973	Mesa, AZ	14-10	21,206	14
1974	Mesa, AZ	8-16	26,732	12
1975	Mesa, AZ	7-11	36,732	10
1976	Mesa, AZ	4-10	21,373	9
1977	Mesa, AZ	12-15	24,446	16
1978	Mesa, AZ	9-15	28,695	12
1979	Scottsdale, AZ	12-10	13,295	9
1980	Scottsdale, AZ	13-7	19,098	10
1981	Scottsdale, AZ	17-10	37,899	13
1982	Phoenix, AZ	8-14	42,043	10
1983	Phoenix, AZ	14-11	28,621	9
1984	Phoenix, AZ	12-14	33,352	12
1985	Phoenix, AZ	13-13-1	49,718	13
1986	Phoenix, AZ	17-12	68,292	15
1987	Phoenix, AZ	14-15	88,994	14
1988	Phoenix, AZ	14-16	129,120	15
1989	Phoenix, AZ	19-13	152,416	16
1990	Phoenix, AZ	6-10	81,490	9
1991	Phoenix, AZ	13-16-1	156,345	16
1992	Phoenix, AZ	15-13	131,460	14
1993	Phoenix, AZ	15-18-1	174,911	19
1994	Phoenix, AZ	19-11	126,160	15
1995	Phoenix, AZ	15-11-1	41,893	15
		6-4-2	16,617	6
1996	Phoenix, AZ	16-16-1	86,543	15
1997	Phoenix, AZ	17-15-1	103,298	18
1998	Phoenix, AZ	18-13	93,261	17
1999	Phoenix, AZ	16-17	92,110	16
2000	Phoenix, AZ	20-11-1	77,781	14
2001	Phoenix, AZ	22-10	110,876	15
2002	Phoenix, AZ	17-15-1	118,268	17
2003	Phoenix, AZ	16-13-2	81,537	14
2004	Phoenix, AZ	19-14-1	123,535	16
2005	Phoenix, AZ	15-18	129,434	17
2006	Phoenix, AZ	15-17	113,077	16
2007	Phoenix, AZ	17-12-2	113,033	15
2008	Phoenix, AZ	18-8	88,617	13
2009	Phoenix, AZ	17-18-2	105,147	18
2010	Phoenix, AZ	12-17-3	105,507	16
2011	Phoenix, AZ	12-21-1	98,349	17

## MILESTONE HOME RUNS

Franchise	1	Reggie Jackson . . . . .	Apr. 10, 1968		
1	Lave Cross . . . . .	Apr. 30, 1901	1,000	Claudell Washington . . . . .	May 6, 1975
1,000	Mickey Cochrane . . . . .	May 15, 1927	2,000	Rickey Henderson . . . . .	June 5, 1983
2,000	Jimmie Foxx . . . . .	June 21, 1935	3,000	Dave Parker . . . . .	Aug. 13, 1989
3,000	Sam Chapman . . . . .	Sept. 30, 1949	4,000	Jason Giambi . . . . .	May 17, 1996
4,000	Hector Lopez . . . . .	Aug. 17, 1958	5,000	Jason Giambi . . . . .	Sept. 24, 2000
5,000	Jim Nash . . . . .	May 22, 1968	6,000	Bobby Crosby . . . . .	May 31, 2006
6,000	Gene Tenace . . . . .	May 25, 1975			
7,000	Carney Lansford . . . . .	July 3, 1983			
8,000	Jose Canseco . . . . .	Sept. 2, 1989			
9,000	Mark McGwire . . . . .	May 28, 1996			
10,000	Miguel Tejada . . . . .	Apr. 14, 2001			
11,000	Bobby Kielty . . . . .	June 15, 2006			

Oakland



## Community FUND

The Oakland Athletics organization, in conjunction with the A's Community Fund, strives to make a positive impact in the Bay Area and Northern California. A's players, coaches, and front office employees, together with fans and sponsors, are committed to meeting the social, cultural and educational demands in the community. The A's host numerous fundraising events, implement several educational programs and support various organizations that reach out to people of diverse backgrounds throughout the community.

Information regarding Oakland Athletics community programs can be found online at oaklandathletics.com. Requests for donations and player appearances must be submitted in writing to: Oakland Athletics, Community Relations Department, 7000 Coliseum Way, Oakland, CA 94621.

### **OAKLAND A'S COMMUNITY FUND:**

The Oakland A's Community Fund supports more than 1,500 charitable organizations, through monetary contributions and donated auction items, in its efforts to support charitable organizations in improving the quality of life for people throughout the Bay Area. The Fund supports endeavors to improve educational programs, aid the underprivileged, assist in crime and drug prevention, promote health awareness, and champion children and senior welfare. The A's Community Fund donates approximately \$600,000 annually to various community programs.



**A'S BREAST CANCER AWARENESS DAY:** The A's host a Breast Cancer Awareness Day each year to raise funds for breast cancer education and research. Funds are raised through commemorative pins and caps, an A's autographed quilt raffle and sponsor support. Pre-game ceremonies include the formation of a symbolic human pink ribbon on the field by over 500 Bay Area survivors, the release of white doves as a symbol of hope and a presentation of the "Gift of Faith" grant, which donates \$5,000 annually to a local breast cancer charity in memory of the late longtime KTVU news reporter, Faith Fancher. Over the past 13 years, the A's have raised over \$1.2 million for breast cancer education and research.



### **MUG ROOT BEER FLOAT DAY:**

Each year the A's and Pepsi host MUG Root Beer Float Day to raise funds for the Juvenile Diabetes Research Foundation. Proceeds are raised through the sale of root beer floats, tips given to "celebrity scoopers," the sale of autographed mugs and a silent auction of sports memorabilia. Since 2003, the A's have raised over \$329,000 for the Juvenile Diabetes Research Foundation through MUG Root Beer Float Day.

## Oakland A's In The Community, continued

**HOME RUN READERS PROGRAM:** The A's Home Run Readers program encourages teachers to establish reading goals for their students based on each child's individual reading level. As incentives, A's players, coaches, mascot Stomper and A's staff visit participating schools to congratulate the students and to encourage them to continue reading, both inside and outside of the classroom. Students who participate in the program attend the game on Home Run Readers Day as guests of the A's.

### **"MATHEMATICS" PROGRAM:**

The "Mathletics" program is a unique program designed to stress the importance of students utilizing math in their daily lives. The A's design and distribute workbooks to participating schools which use simple formulas for calculating statistics of A's players. Students who complete their workbooks correctly and submit the answer sheet to the A's receive two ticket vouchers. In addition, one school that demonstrates outstanding participation in the program receives a visit from an A's player. The "Mathletics" program is sponsored by Ross Dress For Less and Comcast SportsNet California.



**A'S SCIENCE PROGRAM:** The A's Science Program, presented by Chevron, is a new program designed to educate students on the relationship between science and baseball. The A's and Chevron design and distribute workbooks to participating schools, first through eighth grade, that demonstrate the many ways learning science can be tied to the game of baseball. Students who complete their workbooks correctly, and submit the answer sheet to the A's, receive two ticket vouchers and the opportunity to meet an A's player.

**GREEN STAMPEDE HOMEWORK CLUB:** Before select A's home games, volunteers from local public schools offer tutoring for at-risk students at the O.co Coliseum. Students who attend the study group are rewarded with tickets to that night's game, while those who attend all eight sessions will receive a visit from an A's player. The Green Stampede Homework Club is sponsored by Service Champions.

**WELLS FARGO SCHOOL SUPPLY DONATION AND EDUCATOR FUND PROGRAM:** This program collects school supplies at the A's Guest Relations booth at every A's Friday home game to benefit local schools in need. At the end of the season, an A's player and team mascot Stomper donate the collected supplies during a player visit to East Bay schools. Over the past two years, the A's and Wells Fargo have collected more than 5,000 supplies for local schools. In addition, throughout the season the A's honor local teachers for their dedication to education in a special on-field pre-game ceremony with Wells Fargo providing additional funding to those schools.



**A'S AMIGOS:** The A's Amigos program gives Hispanic children the opportunity to hear an A's player speak about the importance of education, sportsmanship and hard work. In addition to a pre-game visit, each child receives a game ticket and an A's cap. The A's Amigos program is sponsored by Kelly-Moore Paints and XFINITY.

**LITTLE A'S:** Each year, more than 10,000 children from low to moderate-income families are treated to A's games and receive a children's pass to the Oakland Zoo. The Little A's program is supported by the Oakland Zoo.

### TAKE THE FIELD WITH THE A'S:

Prior to select home games, members of local baseball and softball teams accompany A's players as they take the field, stand with them during the National Anthem and receive an autographed baseball.

**LITTLE LEAGUE DAY:** Members of organized youth baseball programs are offered discounted group ticket prices to attend Little League Day with the A's. Little Leaguers (age 14 and under) attend a pre-game festival and participate in the on-field parade that honors youth baseball. A's Little League Day is sponsored by Chevy.



**HOLIDAY PARTY:** The A's Community Fund, Round Table Pizza and the Oakland Zoo host an annual holiday party for local school children. Current and former A's players are present to sign autographs and distribute gifts to each child. The holiday festival features an animal presentation in the Wildlife Theater by the Oakland Zoo, lunch, face painters, arts and crafts, and a visit by Santa and the A's mascot Stomper.

**HOLIDAY CARAVAN:** During the offseason, current and former A's players and the A's mascot Stomper make stops around the Bay Area during the A's Holiday Caravan.

**TICKET PURCHASE PROGRAM:** Oakland A's players, the A's Community Fund and corporate sponsors purchase and donate thousands of game tickets to various charitable and non-profit groups each season.

**SILENT AUCTION:** The A's Community Fund holds silent auctions of various sports memorabilia behind Section 120 on all Saturday and Sunday home dates. The A's Community Fund donated a portion of the proceeds to designated charitable groups as a silent auction partner on selected dates throughout the season.



**FIELD RENOVATIONS:** The A's Community Fund, in partnership with the Good Tidings Foundation, renovates a local baseball or softball field in order to provide local youth a state-of-the-art facility. Over the past few years, the A's and the Good Tidings Foundation renovated the baseball and softball fields at Washington High School in Fremont, Rickey Henderson Baseball Field located at the Arroyo Viejo Recreation Center in East Oakland, Bambino Field at the Greenman Field Baseball Complex and refurbished the outdoor wiffle

ball/kickball area at the Oakland Schools Police Department.

**A'S COMMUNITY FUND GOLF CLASSIC:** This annual tournament pairs participants with A's players, former players, coaches and A's staff for a day of golf at one of the Bay Area's top courses. The event, presented by Grant Thornton LLP, features breakfast, tee prizes, an awards dinner banquet and live and silent auctions of sports memorabilia and other prizes. All proceeds benefit the Oakland A's Community Fund.

**A'S DINNER ON THE DIAMOND:** This annual dinner with A's players and their families is hosted by A's Owner and Managing Partner Lew Wolff and his daughter Kari Wolff, with proceeds benefitting the Oakland A's Community Fund and a designated local charity. The A's Dinner on the Diamond is sponsored by the Wolff and Fisher families.



# A'S PROMOTION AND EVENTS SCHEDULE

Day	Date	Opponent	Promotion/Event (Sponsor)	Distribution
Friday	April 6	Seattle	A's Magnetic Schedules (Farmers Insurance)	32,000 Fans
Friday	April 20	Cleveland	A's "Fat Head" Cling (Comerica Bank)	7,500 Kids
Saturday	April 21	Cleveland	A's 1972 World Series Champions Reunion	
			Rollie Fingers Bobblehead (Comcast SportsNet California)	10,000 Fans
Sunday	April 22	Cleveland	Mini License Plate (Chevy) / Little League Day (Chevy)	7,500 Kids
Friday	May 11	Detroit	Swingin' A's Fleece Blanket (Bay Area News Group)	10,000 Fans
Saturday	May 12	Detroit	A's Kids Baseball Cap (Chevy) / Youth Sports and Family Night (Chevy)	7,500 Kids
Friday	May 25	New York	A's Fireworks Show	
Saturday	May 26	New York	A's Calendar (AvoDerm Natural) / Pet Adoption Day (AvoDerm Natural)	10,000 Fans
Friday	June 15	San Diego	A's Fireworks Show (Bay Area News Group)	
Saturday	June 16	San Diego	A's Knee High Striped Socks (Ross Dress For Less)	7,500 Kids
			Mathletics Day (Ross Dress For Less)	
Sunday	June 17	San Diego	Scout Day	
Tuesday	June 19	Los Angeles (NL)	Jewish Heritage Night	
Wednesday	June 20	Los Angeles (NL)	MUG Root Beer Float Day (Pepsi)	
Tuesday	July 3	Boston	A's Fireworks Show	
Wednesday	July 4	Boston	A's Red, White and Blue Baseball Cap	10,000 Fans
Saturday	July 7	Seattle	A's BeerFest / Bay Area BBQ Championship	
Sunday	July 8	Seattle	"Turn Back the Clock" Game	
			1955 Oakland Oaks Hat (Cache Creek Casino Resort)	10,000 Fans
Thursday	July 19	New York	A's Dog Day at the Park (AvoDerm Natural)	
Friday	Aug. 3	Toronto	A's Fireworks Show (Chevron) / Italian Heritage Night	
Sunday	Aug. 5	Toronto	Kids Appreciation Day / Back to School Giveaway	7,500 Kids
Friday	Aug. 17	Cleveland	Filipino Heritage Night	
Saturday	Aug. 18	Cleveland	10th Anniversary of 20-Game Winning Streak Reunion	
			Scott Hatteberg Bobblehead (Pepsi)	15,000 Fans
Sunday	Aug. 19	Cleveland	20th Consecutive Win Streak T-Shirt (Cache Creek Casino Resort)	10,000 Fans
Sunday	Sept. 2	Boston	A's Breast Cancer Awareness Day / Breast Cancer Awareness Giveaway	10,000 Fans
Friday	Sept. 14	Baltimore	A's Fireworks Show (Kelly-Moore Paints)	
Sunday	Sept. 16	Baltimore	A's Fiesta Day (Chevy) / Atlético's Giveaway (Chevy)	10,000 Fans
Saturday	Sept. 29	Seattle	Fan Appreciation Day	
Sunday	Sept. 30	Seattle	Fan Appreciation Day / A's Deuce Brand Watch (Pepsi)	10,000 Fans

Dates, giveaways and events are tentative and subject to change.

Visit the A's website at [oaklandathletics.com/promotions](http://oaklandathletics.com/promotions) for the most up-to-date promotional schedule.

TO PURCHASE A'S TICKETS CALL (877) 493-BALL.

## MEDIA GUIDE CREDITS

The 2012 Oakland Athletics Media Guide is a production of the Oakland Athletics Public Relations Department, O.co Coliseum, 7000 Coliseum Way, Oakland, CA 94621. The guide was edited by Baseball Information Manager Mike Selleck with assistance from Bob Rose, Director of Public Relations; Kristy Fick, Senior Manager of Player and Media Relations; Debbie Gallas, Media Services Manager; and Adam Loberstein, Media Relations and Broadcasting Coordinator.

The 2012 Oakland Athletics Media Guide was printed by Dumont Printing, 1333 G Street, Fresno, CA 93706. Special thanks to Marion Broughton and Lori Sakoda. The cover was designed by Dumont Printing.

The A's would like to extend special thanks to Major League Baseball's Information System, Elias Sports Bureau, Stats Inc., Bill Arnold of The Sports Features Group, David Vincent and Retrosheet for their contributions to this year's guide.

Photography by Michael Zagaris, Oakland A's; Ron Riesterer, Oakland Tribune; National Baseball Hall of Fame; Minor League Baseball and Oakland A's archives.

Additional and updated information, statistics or photos are available to accredited news sources by contacting the A's Public Relations Department or by logging onto the team's virtual pressbox—[pressbox.oaklandathletics.com](http://pressbox.oaklandathletics.com).