




2014 OAKLAND ATHLETICS POSTSEASON GUIDE

LESTER



Pitcher

DONALDSON



Third Base

SAMARDZIJA



Pitcher

NORRIS




Catcher

MOSS



First Base

KAZMIR



Pitcher

DOOLITTLE



Pitcher

ACCOMPLISHMENTS OF 2014 OAKLAND A'S


- Have posted the second best record (278-208 .572 pct.) in the majors over the past three seasons, bested only by the Washington Nationals (280-206,.576).
- Registered three straight winning seasons for the first time since 1999-2006 when they reeled off eight straight campaigns over the .500 mark. It's also the first time the A's have advanced to the postseason three straight seasons since the club appeared in four consecutive playoffs from 2000-03.
- Had six players named to the American League All-Star Team, the team's most selections in 39 years. In addition, Jeff Samardzija was named to the National League All-Star Team after being traded by the Cubs to Oakland, while the A's later acquired another 2014 AL All-Star in Boston's Jon Lester at the trade deadline.
- Completed nine series sweeps, including three-game home sweeps of the Nationals, Angels and Astros, a four-game home sweep of the Blue Jays, three-game road sets against the Twins, Rangers, Indians and Marlins and a two-game home series against the Giants.
- Dating back to June of 2012, the A's reeled off 14 consecutive winning months, the longest in Oakland history, the second longest in Athletics franchise history (15, July 1928 to Sept. 1930) and the second longest by an American League team in the past 36 years (20, New York, Sept. 1996 to April 2000). The club's skein ended when they posted a 12-17 mark in August.
- Led the majors with 13 wins when trailing after seven innings and eight victories when trailing after eight frames. The 13 comeback wins after seven innings are the most in Oakland history (12 in 1969).
- Led the majors in walks (586) and second fewest strikeouts (1104)...finished third in the AL in runs scored (729).
- The A's pitchers lead the majors with a .290 opponents on-base percentage...that is the lowest by a Major League team since 1981 (HOU, .289) and the lowest by an AL team since 1972 (BAL, .282 and OAK, .284)
- Tied for playing the most extra-inning games in the majors with 21 and tied for the second most extra-inning victories (13).
- Jon Lester, acquired from Boston on July 31, finished fourth in the American League in ERA (2.46). Since June 12, he posted the second-best ERA (1.80) behind Clayton Kershaw (1.32) in all of baseball.
- Closer Sean Doolittle owned the best strikeout-walk ratio (11.13) among Major League relievers this year, striking out 89 and walking only eight in 62.2 innings.
- Sonny Gray was named AL Pitcher of the Month in both April (4-1, 2.06) and July (5-0, 1.03). It marked only the third time in Oakland history that a pitcher won the award twice in the same season (Barry Zito in 2001 and Dave Stewart in 1990).
- Adam Dunn ended the regular season with 462 home runs, which ranks tied for 35th with Jose Canseco on the all-time Major League list.
- Brandon Moss hit three grand slams this season, tied for the major league lead.
- A's home attendance was up 10.7% in 2014, an improvement of 194,326 fans from last year. In all, the A's drew 2,003,628 fans in 2014, an average of 25,045 per game. That's the second biggest improvement in the majors (Seattle, 15%) and the first time Oakland has drawn two million fans since 2005. A's merchandise sales (through MLB.com/Athletics.com) are up 29% over last season, while local TV ratings are up 17% from last year (1.4 vs. 1.2).

TABLE OF CONTENTS

Accomplishments Of 2014 Oakland A's	1
2014 ATHLETICS	
Manager and Coaches	3
Bob Melvin	3
Darren Bush	4
Chili Davis	6
Mike Gallego	7
Chip Hale	7
Ariel Prieto	8
Tye Waller	9
Curt Young	10
The Players	11
Fernando Abad	11
Bryan Anderson	13
Kyle Blanks	14
Billy Burns	16
Alberto Callaspo	17
Jesse Chavez	20
Ryan Cook	22
Coco Crisp	24
Josh Donaldson	27
Sean Doolittle	30
Adam Dunn	33
Nate Freiman	36
Sam Fuld	37
Craig Gentry	40
Jonny Gomes	42
Sonny Gray	44
Luke Gregerson	47
A.J. Griffin	49
Jason Hammel	50
John Jaso	53
Scott Kazmir	55
Jon Lester	59
Jed Lowrie	63
Brandon Moss	65
Derek Norris	68
Eric O'Flaherty	70
Dan Otero	72
Jarrod Parker	74
Andy Parrino	75
Drew Pomeranz	76
Nick Punto	79
Josh Reddick	81
Fernando Rodriguez	83
Jeff Samardzija	84
Evan Scribner	88
Eric Sogard	90
Geovany Soto	92
Stephen Vogt	94

2014 RECAP

Season in Review	96
Batting and Pitching Statistics	102
Fielding Statistics	103
Day-By-Day Results	104
Wild Card Statistics	104
Wild Card Results	108
Wild Card Day-By-Day	109
Miscellaneous Stats	109
Club Statistics	110
Highs and Lows	110
Designated Hitting Statistics	112
Pinch Hitting Statistics	112
Batting With RISP	113
Batting With The Bases Loaded	113
Batting and Pitching Breakdown	114
Player Transactions	114
Stats At The All-Star Break	117
Stats After The All-Star Break	118
April Statistics	119
May Statistics	120
June Statistics	121
July Statistics	122
August Statistics	123
September Statistics	124
Stats At Home	125
Stats On The Road	126
Stats During The Day	127
Stats At Night	128
Stats vs. Left-Handers	129
Stats vs. Right-Handers	130
Final Standings	131
Major League Attendance	132
AL Team Leaders	133
AL Batting Leaders	135
AL Pitching Leaders	137
AL Rookie Batting Leaders	139
AL Rookie Pitching Leaders	140
NL Team Leaders	141
NL Batting Leaders	143
NL Pitching Leaders	145
NL Rookie Batting Leaders	147
NL Rookie Pitching Leaders	148
Final Spring Training Statistics	149
Spring Training Results	151
Minor League Statistics	152
Organizational Standings	158
Organizational Leaders	159

**MANAGER**

Robert Paul Melvin

Named as A's interim manager, June 9, 2011

Birthdate: October 28, 1961**Birthplace/Resides:** Palo Alto, California / Berkeley, California**Contract Status:** Third year of a five-year contract through 2016

Bob Melvin led the A's to their third consecutive postseason appearance in 2014 and has compiled a 325-260 (.556) record in three-plus seasons as manager of the Oakland A's after being named interim manager, June 9, 2011. Oakland has the third best record in the American League and sixth best in the majors since he assumed the reigns of the A's. Melvin now has a mark of 818-768 (.516) in 11 seasons as a Major League manager, including stints with the Seattle Mariners (2003-04) and Arizona Diamondbacks (2005-09).

Melvin guided the A's to an 88-74 record and a Wild Card appearance in 2014 after back-to-back AL West titles in 2012 and 2013. He was the first manager to lead the A's to consecutive division titles since Tony La Russa won three straight from 1988-90. The A's finished 96-66 in 2013 after logging a 94-68 record in his first full season in 2012.

Melvin was named AL Manager of the Year by the *Baseball Writers Association of America* in 2012 after the A's became the fifth team in Major League history to win a Pennant or Division after trailing by 13 or more games and the first to comeback when trailing by five or more games with fewer than 10 games remaining. That club employed 19 rookies, including 12 pitchers. Melvin became only the second manager in Oakland history (Tony La Russa, 1988 and 1992) to win the award. He also became only the 14th manager in MLB history to win the award at least twice in a career, and just the sixth manager to win the award in both leagues.

Melvin guided the A's to a 47-52 (.475) record in 2011 after Oakland started the season 27-36 (.429). The Bay Area native signed a three-year contract through the 2014 season, Sept. 21, 2011 and a two-year extension through 2016, Jan. 14, 2013. He is the 29th manager in franchise history and the 17th in Oakland history.

In his previous managerial stint, he guided Arizona to a 337-340 (.498) record in four-plus seasons. He was named manager of the D-backs Nov. 5, 2004 and led the club to a 77-85 mark in his first season, a 26-game turnaround from a franchise-worst 51-111 mark in 2004. After a 76-86 finish in 2006, Melvin was named National League Manager of the Year by the BBWAA in 2007 after guiding Arizona to a league-best 90-72 record. He also earned NL Manager of the Year honors from *The Sporting News* and the Negro League Baseball Museum's C.I. Taylor Legacy Award. The Diamondbacks followed up their NL West title with a second-place finish in 2008, finishing 82-80. Melvin became the winningest manager in Arizona history that season when he earned his 304th win Aug. 14, surpassing Bob Brenly. Melvin was relieved of his duties as D-backs manager May 8, 2009 after a 12-17 start.

Prior to being named A's manager, Melvin had rejoined the Diamondbacks as a special baseball advisor to President & CEO Derrick Hall in May of 2011, assisting the baseball operations department and other business divisions of the organization. He was a professional scout for the New York Mets in 2010.

Melvin began his managerial career in 2003, guiding the Mariners to a 93-69 record in shattering the team record for wins by a first-year Mariners manager set by Lou Piniella in 1993 (82-80). His 93 wins also tied for the 15th-most by any rookie manager in Major League history at the time. The Mariners then fell to 63-99 in 2004 and he left Seattle with a 156-168 (.481) record in two seasons.

Melvin began his coaching career as Manager Phil Garner's bench coach from 1999-2000, first with the Brewers in 1999 and then in 2000 with the Tigers. While with the Brewers, he also managed

**MLB BEST RECORDS
SINCE JUNE 9, 2011***

	W	L	PCT
Washington	333	252	.569
Detroit	333	254	.567
St. Louis	328	257	.561
New York (AL)	328	261	.557
Los Angeles (NL)	325	259	.557
Oakland	325	260	.556

*date that Bob Melvin took over as A's manager; A's were 334-376 (.470) from 2007 until Melvin assumed the reigns.

the Maryvale team in the Arizona Fall League in 1999. He was inducted into the AFL Hall of Fame in 2013. Melvin then served as Bob Brenly's bench coach with the D-backs from 2001-02 when the club won back-to-back NL West titles and the World Series in 2001. Prior to those bench coach roles, he spent three seasons with Milwaukee in various capacities, serving as a scout in 1996, roving instructor in 1997 and as assistant to General Manager Sal Bando in 1998.

A 10-year Major League veteran, Melvin's playing career included stops in Detroit (1985), San Francisco (1986-88), Baltimore (1989-91), Kansas City (1992), Boston (1993), the New York Yankees (1994) and the Chicago White Sox (1994). He posted a .233 batting average with 35 home runs and 212 RBI while playing in 692 games. The former catcher was drafted by Detroit as its first choice in the secondary phase of the 1981 January draft and hit .220 in 41 games in his rookie season of 1985. Melvin spent the next three seasons sharing the catching duties with Bob Brenly for the Giants, hitting a career-high 11 home runs in 1987. After three seasons in Baltimore, he batted a career-high .314 in 32 games with Kansas City in 1992.

Melvin graduated from Menlo-Atherton High School in Menlo Park, Calif. in 1979 and later attended and played baseball at the University of California in Berkeley. He and his wife, Kelly, reside in Berkeley, Calif. Their daughter, Alexi, is a recent graduate of the prestigious Lee Strasberg Theater & Film Institute in New York.

MANAGERIAL RECORD

Year	Club	League	Class	W-L	Pos.
2003	SEATTLE	American	Majors	93-69	2nd / West
2004	SEATTLE	American	Majors	63-99	4th / West
2005	ARIZONA	National	Majors	77-85	2nd / West
2006	ARIZONA	National	Majors	76-86	4th / West
2007	ARIZONA	National	Majors	90-72	1st / West
2008	ARIZONA	National	Majors	82-80	2nd / West
2009	ARIZONA	National	Majors	12-17	4th / West
2011	OAKLAND	American	Majors	47-52	3rd / West
2012	OAKLAND	American	Majors	94-68	1st / West
2013	OAKLAND	American	Majors	96-66	1st / West
2014	OAKLAND	American	Majors	88-74	2nd / West
Major League Totals				818-768	

MAJOR LEAGUE RECORD

	AVG.	G	AB	R	H	2B	3B	HR	RBI	SH	SF	HP	BB	SO	SB	CS	SLG	OBP	E
TOTALS	.233	692	1955	174	456	85	6	35	212	21	20	1	98	396	4	13	.337	.268	24

DARREN BUSH

51

BULLPEN COACH

Darren James Bush

Named A's bullpen coach, October 26, 2012

Birthdate: January 18, 1974

Birthplace/Resides: Columbus, Ohio / Dunedin, Florida



Darren Bush returned for his second season as the A's bullpen coach, his first assignment on a Major League coaching staff. This is Bush's 10th season in the A's organization, which includes two seasons as a minor league hitting coach and six seasons as a manager.

Bush compiled a 462-386 (.545) record in six seasons as a manager with Single-A Stockton (2007-08), Double-A Midland (2009-10) and Triple-A Sacramento (2011-12). He guided the River Cats to back-to-back division titles with a mark of 88-56 in 2011 and 86-58 in 2012. Bush also led the RockHounds to playoff appearances in 2009 and 2010, including a Texas League Championship in 2009. He also skipped Single-A Stockton to the California League Championship in his second year

as a manager in 2008. Bush joined the Athletics in 2005 as hitting coach at Stockton and spent two seasons in that capacity before taking over as manager for the Ports in 2007.

Prior to joining the A's organization, Bush coached in independent leagues. He was the hitting coach and Director of Player Personnel with Yuba-Sutter of the Western League in 2002 and then spent two seasons as a manager in the Northeast League with Berkshire (41-51 in 2003) and Quebec (58-34 in 2004).

A former outfielder, Bush began his playing career with three seasons in the independent Frontier League. He played for Zanesville in 1996 and Springfield in 1997-98, hitting .302 with 26 home runs and 133 RBI in 224 games. Bush signed with the San Diego Padres organization Dec. 24, 1998 and hit .259 with 16 home runs and 114 RBI in 231 games in two seasons at Single-A Rancho Cucamonga (1999-2000) and one year at Single-A Clearwater (2001) in the Phillies farm system. He also played one game for Triple-A Las Vegas in 2000 and went 2-for-4. He concluded his playing career by hitting .417 in seven games for Yuba-Sutter of the Western League in 2002. Bush had a .284 average in 456 games overall.


Bush attended Dunedin High School and Valdosta State University. He resides in Dunedin, Fla. during the offseason. Bush is married, Rebecca, and has a son, Wyatt.

MINOR LEAGUE RECORD

	AVG.	G	AB	R	H	2B	3B	HR	RBI	SH	SF	HP	BB	SO	SB	CS	SLG	OBP	E
TOTALS	.283	456	1536	252	434	85	12	42	248	10	14	12	225	256	35	26	.436	.375	26

ATHLETICS MANAGERS

Manager	Years	W	L	Pct.	Notes
Connie Mack	1901-50	3627	3891	.482	9 AL Pennants, 5 World Championships
Jimmie Dykes	1951-53	208	254	.450	
Eddie Joost	1954	51	103	.331	
Lou Boudreau	1955-57	151	260	.367	
Harry Craft	1957-59	162	196	.453	
Bob Elliot	1960	58	96	.377	
Joe Gordon	1961	26	33	.441	
Hank Bauer	1961-62, 69	187	226	.453	
Ed Lopat	1963-64	90	124	.421	
Mel McGaha	1964-65	45	91	.331	
Haywood Sullivan	1965	54	82	.397	
Alvin Dark	1966-67, 74-75	314	291	.519	2 AL West Titles, 1 AL Pennant, 1 World Championship
Luke Appling	1967	10	30	.250	
Bob Kennedy	1968	82	80	.506	
John McNamara	1969-70	97	78	.554	
Dick Williams	1971-73	288	190	.603	3 AL West Titles, 2 AL Pennants, 2 World Championships
Chuck Tanner	1976	87	74	.540	
Jack McKeon	1977,78	71	105	.403	Started 1977 season, finished 1978
Bobby Winkles	1977-78	61	86	.415	Finished 1977 season, started 1978
Jim Marshall	1979	54	108	.333	
Billy Martin	1980-82	215	218	.497	1 AL West Title
Steve Boros	1983-84	94	112	.456	
Jackie Moore	1984-86	163	190	.462	
Jeff Newman	1986	2	8	.200	Interim Manager
Tony La Russa	1986-1995	798	673	.542	4 AL West Titles, 3 AL Pennants, 1 World Championship
Art Howe	1996-2002	600	533	.530	2 AL West Titles, 1 AL Wild Card
Ken Macha	2003-06	368	280	.568	2 AL West Titles
Bob Geren	2007-11	334	376	.470	
Bob Melvin	2011-	325	260	.556	2 AL West Titles, 1 AL Wild Card



HITTING COACH

Charles Theodore Davis

Named A's hitting coach, November 26, 2011

Birthdate: January 17, 1960

Birthplace/Resides: Kingston, Jamaica / Paradise Valley, Arizona

Chili Davis, a three-time All-Star and member of three World Series championship teams during an illustrious 19-year Major League playing career, returned for his third season as the A's hitting coach in 2014.

Davis, 54, oversaw an A's offense that hit 186 home runs in 2013 after belting 195 home runs in 2012. That was an increase of 81 from 2011, which was the second biggest turnaround in Athletics history. He served as the Boston Red Sox's Triple-A hitting coach with Pawtucket in 2011.

Originally selected in the 11th round of the 1977 draft by the San Francisco Giants, he became the first Jamaica-born player to play in the majors in 1981. Considered one of the greatest switch-hitters in baseball history, Davis batted .274 with 350 home runs, 1,372 RBI, 1,240 runs scored and a .451 slugging percentage in 2,436 big league games with the Giants (1981-87), California Angels (1988-90, 1993-96), Minnesota Twins (1991-92), Kansas City Royals (1997) and New York Yankees (1998-99).

He finished fourth in the National League Rookie of the Year balloting in 1982 after hitting .261 with 19 homers, 76 RBI and 24 stolen bases for San Francisco. Davis, a native of Kingston, Jamaica and graduate of Dorsey High School in Los Angeles, hit 20 or more home runs in 10 different seasons as an outfielder-designated hitter. He earned All-Star recognition with the Giants in 1984 and 1986, and with the Angels in 1994. Davis served as Bob Melvin's teammate with San Francisco in 1986-87, including the '87 club that won the NL West division crown.

Davis later played roles on three World Series championship teams—the 1991 Twins, and both the 1998 and 1999 Yankees. He batted .277 with 29 home runs and 93 RBI on that Minnesota title team, while hitting .279 with 30 homers and 90 RBI with Kansas City in 1997. His best RBI season came in 1993 with California, when he drove in 112 runs and hit 27 round-trippers. On the all-time switch-hitters list, he continues to rank among the Top 10 leaders in home runs (350, 5th), RBI (1,372, 6th) and walks (1,194, 8th).

After enjoying back-to-back World Series championships with the Yankees, Davis retired after the 1999 season. He entered his coaching career four years later, serving as hitting coach for the Australian National Team in 2003-04. He was hired by the Los Angeles Dodgers as a part-time instructor in the fall instructional league in 2010 before being named Pawtucket's hitting coach in 2011. Boston's Triple-A affiliate ranked among the International League leaders in on-base percentage (.335, third), runs scored (657, third), home runs (132, fifth) and slugging percentage (.401, sixth) in 2011.

MAJOR LEAGUE RECORD

	AVG.	G	AB	R	H	2B	3B	HR	RBI	SH	SF	HP	BB	SO	SB	CS	SLG	OBP	E
TOTALS	.274	2436	8673	1240	2380	424	30	350	1372	20	94	15	1194	1698	142	98	.451	.360	80

MIKE GALLEGO

2



THIRD BASE COACH

Michael Anthony Gallego

Named A's third base coach, October 22, 2008

Birthdate: October 31, 1960

Birthplace/Resides: Whittier, California / Phoenix, Arizona

Mike Gallego completed his sixth season as the A's third base coach in 2014. It was his 18th season in the Oakland organization, which includes 12 years as a player.

Gallego joined the A's from the Colorado Rockies organization, where he spent nine seasons, including four as third base and infield coach on Clint Hurdle's Major League staff. His stay included a storybook 2007 season when they won the National League pennant. Under his tutelage, the Rockies set a Major League record for fielding percentage with a mark of .98925 in 2007. Shortstop Troy Tulowitzki led Major League shortstops with a .987 fielding percentage that year and Todd Helton topped all National League first basemen with a .999 fielding percentage. Gallego joined the Rockies organization as a roving infield coordinator in 2000, a position he held until joining the major league coaching staff May 1, 2002. He returned to his minor league duties in 2003-04, before rejoining the major league staff in 2005. Gallego launched his coaching career as Boston's minor league infield instructor in 1999.

Gallego's professional career began when the A's drafted him in the second round of the 1981 June draft out of UCLA. He made his major league debut with Oakland in 1985, spending 13 seasons in the majors with Oakland (1985-91, 95), the New York Yankees (1992-94) and St. Louis Cardinals (1996-97). He was a .239 career hitter with 42 home runs and 282 RBI in 1111 games, including .232 in 772 games with the A's. A valuable utility infielder, he played in three straight postseasons with Oakland from 1988-90 and was a member of the 1989 World Champion A's. In 1993, he won the Good Guy Award from the New York Press Photographer's Association and New York Baseball Writers after enjoying his best season, batting .283 with 10 home runs and 54 RBI.


A native of Whittier, Calif., Gallego graduated from St. Paul High School (Santa Fe Springs, Calif.) and attended UCLA for three years before being drafted by the A's. He and his wife, Caryn, have twin sons, Nicholas and Joseph (12/29/88) and a daughter, Allison (12/12/90). Nicholas played in the farm systems of Arizona (2010-12) and Colorado (2013). He and his family reside in Phoenix, Ariz.

MAJOR LEAGUE RECORD

	AVG.	G	AB	R	H	2B	3B	HR	RBI	SH	SF	HP	BB	SO	SB	CS	SLG	OBP	E
TOTALS	.239	1111	2931	374	700	111	12	42	282	69	21	32	326	465	24	31	.328	.320	101

CHIP HALE

14



BENCH COACH

William (Chip) Hale III

Named A's bench coach, October 5, 2011

Birthdate: December 2, 1964

Birthplace/Resides: San Jose, California / Tucson, Arizona

Chip Hale completed his third season on Bob Melvin's staff as the A's bench coach. He served as the New York Mets' third base and infield coach the previous two seasons.

A San Jose, Calif. native who attended Campolindo High School in nearby Moraga, Hale previously worked under Melvin as third base and infield coach with the Arizona Diamondbacks from 2007-09. During that stint, he played a prominent role on Arizona's 2007 club which posted a 90-72 record and captured the National League West Division championship. He also spent the first month of the 2006 season as third base coach for the Diamondbacks until Carlos Tosca recovered from a broken foot.

A former Major League player, William (Chip) Hale III enjoyed six seasons as a minor league manager in the Arizona organization before joining Melvin. He steered the Triple-A Tucson Sidewinders to the Pacific Coast League and Triple-A titles in 2006 with a franchise-best 91-53 mark. His 233 wins and .540 winning percentage as Tucson's manager from 2004-06 are also all-time franchise records.

In 2002, Hale managed El Paso (AA) to the Texas League championship with a 76-62 mark.

He also led Rookie-League Missoula to a 44-32 mark in 2000 and to the Northern Division's second-half championship in 2001. Hale was named the Pioneer League and *Baseball America's* Rookie-Level Manager of the Year in 2001.

Hale also served as an auxiliary coach with USA Baseball in Tucson in 1999, working with both the national team and the Intercontinental Cup teams.

Selected in the 17th round of the 1987 draft by Minnesota, Hale spent portions of seven seasons as a player in the big leagues with the Twins (1989-90, 1993-96) and the Los Angeles Dodgers (1997). He was a .277 lifetime hitter with seven home runs and 78 RBI in 333 games, playing five different positions as well as designated hitter, and registering a .289 (52-for-180) average as a pinch hitter.

While at the University of Arizona (1984-87), he started every game of his collegiate career in setting a record that would not be broken until 2001. Hale established school career marks for most hits and walks, and batted .345 for the 1986 Wildcat team that won the College World Series.

Hale and his wife, Judith, have three children—Jack, Edward and Sabrina. They live in Tucson, Ariz.

MAJOR LEAGUE RECORD

	AVG.	G	AB	R	H	2B	3B	HR	RBI	SH	SF	HP	BB	SO	SB	CS	SLG	OBP	E
TOTALS	.277	333	575	62	159	27	1	7	78	4	8	7	58	68	2	3	.363	.346	8

ARIEL PRIETO

59

MAJOR LEAGUE COACH

Ariel Prieto

Named A's coach, March 21, 2012

Birthdate: October 22, 1969

Birthplace/Resides: Havana, Cuba / Miami, Florida



Ariel Prieto returned for his third season on the A's coaching staff. It is his 11th season with the A's organization, which includes six years as a player.

Prieto began his coaching career as a pitching coach with the A's Arizona Rookie League affiliate in 2009. He spent three seasons there and was slated to spend 2012 with Single-A Vermont of the short season New York-Penn League. Prieto was added to the A's Major League coaching staff after the signing of Yoenis Céspedes.

A former A's first round draft selection in 1995, Prieto was selected by the A's with the fifth overall pick in the June draft after arriving from Cuba in April. He spent five seasons with Oakland from 1995-2000 and was 15-24 with a 4.88 ERA in 67 games, including 60 starts. The right-hander was the A's Opening Night starter in 1997 and made a career-high 22 starts. His six wins that year matched his career-high from the previous season and were the most by an A's starter. Prieto made just two starts in 1998 and missed the 1999 season after undergoing "Tommy John" surgery. He returned to pitch in eight games in 2000 and finished his Major League career with three relief appearances with Tampa Bay in 2001. From 2003-05, Prieto played in the minor leagues in the Pittsburgh, Detroit and Florida organizations. He was with a winter league team in Mexico in 2006.

Prieto is a graduate of Fajardo University in Isle of Pines, Cuba. He was a member of the Cuban National team from 1990-94, where he set the national team record for strikeouts in one game when he fanned 20 at Nicaragua in 1990. Prieto was undefeated in international play with a record of 11-0.

A native of Havana, Cuba, Prieto makes his offseason home in Miami, Fla. with his wife, Janet, and daughters, Ariel and Melanea.

MAJOR LEAGUE RECORD

	W	L	ERA	G	GS	CG	SHO	SV	IP	H	R	ER	HR	HB	BB	IBB	SO	WP	BK
TOTALS	15	24	4.85	70	60	3	0	0	352.1	407	218	190	34	20	176	7	231	17	4

TYE WALLER

46

FIRST BASE COACH

Elliott Tyrone Waller


Named A's first base coach, December 21, 2006

Named A's bench coach, December 22, 2008

Named A's first base coach, October 20, 2010

Birthdate: March 14, 1957

Birthplace/Resides: Fresno, California / San Diego, California



Tye Waller returned for his eighth season on the A's coaching staff, including his fourth consecutive season as first base coach. He joined the A's in 2007 as first base coach and split the 2008 season between first base and third base. Waller served as Bob Geren's bench coach in 2009 and 2010 before returning to the first base coaches box in 2011. This is Waller's 10th season on a major league staff, as he was San Diego's bullpen coach in 1995 and first base coach in 2006.


Waller spent 19 years in the Padres organization, beginning in 1988 as a coach with the Padres rookie-level club in Spokane, Wash. He then served as the club's minor league outfield and base running instructor from 1989-93 before taking over the managerial duties at Spokane for the 1994 season. Following his one-year stint on the major league staff in 1995, Waller served as San Diego's coordinator of minor league instruction from 1997-99 and as director of player development from 2000-05.

Selected by the St. Louis Cardinals in the fourth round of the 1977 First-Year Player Draft, Waller played 11 seasons professionally, including parts of four seasons in the majors. In his first season of professional ball, he batted .320 for Calgary and led the Pioneer League in hits, runs and RBI on his way to league MVP honors. He made his major league debut with the Cardinals in 1980, appearing in five games for the Redbirds. He was traded to the Chicago Cubs in the off-season to complete a deal that sent Leon Durham and Ken Reitz to the Cubs for Bruce Sutter. He appeared in 30 games for the Cubs in 1981, finishing the season batting .268 with three home runs and 13 RBI. Waller was traded to the White Sox in December of 1982 and signed a free agent contract with the Astros in 1983. He appeared in 11 games for the Astros in 1987, his last season of professional ball.

A native of Fresno, Calif., Waller graduated from Hoover High School and attended San Diego City College for two years. Tye makes his off-season home in San Diego with his wife, Cynthia. The couple has four children—Elliott and triplets Todd, Terrence and Tiffany.

MAJOR LEAGUE RECORD

	AVG.	G	AB	R	H	2B	3B	HR	RBI	SH	SF	HP	BB	SO	SB	CS	SLG	OBP	E
TOTALS	.236	63	110	18	26	3	1	3	14	2	1	0	7	31	2	0	.364	.280	2



PITCHING COACH

Curtis Allen Young

Named A's pitching coach, October 21, 2011

Birthdate: April 16, 1960

Birthplace/Resides: Saginaw, Michigan / Scottsdale, Arizona

Curt Young returned for his third season of his second stint as A's pitching coach. He was originally appointed to the position Dec. 2, 2003 and spent seven seasons with the A's before joining the Boston Red Sox as their pitching coach in 2011. The 2014 season marks Young's 30th year in the Oakland organization, which includes 12 years as a player, eight years as a minor league coach and 10 years as the major league pitching coach.

Under Young's guidance, the A's have finished second in the American League in ERA in each of the last three seasons. The 2014 club posted a 3.22 ERA, which was seventh lowest in Oakland history and the lowest since 1990 (3.18). The A's now have a 3.42 ERA over the last three years, which is the lowest in the AL and fourth lowest in the majors. During his tenure as coach from 2004-10, Oakland pitchers posted an AL-best 4.03 ERA and held opponents to an AL-low .257 average while allowing the fewest home runs (1,062) in the league. His 2010 staff led the AL with a 3.56 ERA and 17 shutouts, while A's starters registered a Major League-best 3.47 ERA, the lowest such mark in the AL at the time since the 1990 Red Sox (3.32). In 2011, Boston pitchers ranked third in the American League in strikeouts (1,213) and opponent batting average (.247) and tied for fourth in shutouts (13).

During Young's tenure as Oakland pitching coach, 12 A's pitchers—Mark Mulder (2004), Tim Hudson (2004), Justin Duchscherer (2005, 2008), Barry Zito (2006), Dan Haren (2007), Andrew Bailey (2009), Trevor Cahill (2010), Ryan Cook (2012), Bartolo Colón (2013), Grant Balfour (2013), Sean Doolittle (2014) and Scott Kazmir (2014)—have been selected to the American League All-Star team, with Mulder and Haren earning starts in the Midsummer Classic. Closers Huston Street (2005) and Bailey (2009) also earned AL Rookie of the Year honors.


Young began his coaching career in 1996 with the A's affiliate in the Arizona Rookie League. He spent three seasons in Scottsdale before he was named pitching coach at Single-A Visalia in 1999. Young spent the next three years as the pitching coach at Double-A Midland. His first Midland staff compiled a 4.60 ERA, which was the lowest figure posted by the club in 15 years. His 2001 staff bettered the previous year's figure by 20 points, finishing with a 4.40 ERA, and in 2002 the RockHounds finished with a 3.88 ERA. Young was promoted to Triple-A Sacramento for the 2003 season and the River Cats posted the fourth best ERA in the Pacific Coast League (3.90) en route to the PCL Championship.

Young compiled a 69-53 record and a 4.31 ERA in 251 games, 162 starts, in an 11-year Major League pitching career that included stints with Oakland (1983-91, 93), Kansas City (1992) and the New York Yankees (1992). He was originally drafted by the A's in the fourth round of the 1981 June draft, making his major league debut in 1983. The left-hander went 13-9 with a 3.45 ERA in 1986, leading the team in victories and earning him an Opening Day start in 1987. He matched his career best in wins in 1987, posting a 13-7 record and a 4.08 ERA in a career-high 31 starts. Young was also a member of the A's starting rotation when they won three consecutive American League pennants from 1988-90. He tossed two one-hitters during his career: Oct. 5, 1986 against Kansas City and June 9, 1987 against Chicago.

Young graduated from Arthur Hill High School in Saginaw, Mich., where he also starred as a quarterback, and attended Central Michigan University. In 1980, he pitched for the United States team in the World Amateur Baseball Tournament in Japan. Curt makes his offseason home in Scottsdale, Ariz. with his wife, Kathy, and their two sons (Daniel and Jamie) and daughter (Shannon).

MAJOR LEAGUE RECORD

	W	L	ERA	G	GS	CG	SHO	SV	IP	H	R	ER	HR	HB	BB	IBB	SO	WP	BK
TOTALS	69	53	4.31	251	162	15	3	0	1107.0	1133	581	530	147	33	366	11	536	26	14



LEFT-HANDED PITCHER

Height/Weight: 6-1 / 220

Bats/Throws: Left / Left

Birthdate: December 17, 1985

End of Season Age: 28

Birthplace/Resides: La Romana, Dominican Republic / La Romana, Dominican Republic

Major League Service: 3 years, 73 days

Obtained: Acquired from the Washington Nationals for minor league infielder John Wooten, November 25, 2013

Contract Status: First year of a one-year contract through 2014

2014 HIGHLIGHTS

Posted a 1.57 ERA and allowed just 13.2% (5-of-38) of inherited runners to score in a career-high 69 appearances in his first full season in the majors...the percentage of inherited runners scored was fourth lowest by an A's reliever since 1974 and the ERA was second lowest over the last 24 years (Brad Ziegler, 1.06 in 2008)...ranked third among American League relievers in percentage of inherited runners scored, fifth in ERA and seventh in opponents slugging percentage (.253)...in addition to games pitched, he also had career highs in wins (2), innings pitched (57.1) and strikeouts (51)...had career lows in ERA, opponents batting average, on-base percentage and slugging percentage...walked just 15 for a strikeout-to-walk ratio of 3.40...had four losses and two blown saves...his opponents batting average included a .162 (17-for-105) mark against right-handed hitters compared to .191 (17-for-89) against left-handers...struck out 35 of the 100 lefties he faced (35.0%), 16 of the 116 righties (13.8%)...yielded a .100 average with runners in scoring position...entered the season with a .343 opponents average with RISP in his career...held first batters faced to a .175 batting average and .232 on-base percentage...his 24 first batter strikeouts tied for seventh in the AL and tied for second most by an A's reliever since 1974 (25, Wuertz in 2009)...posted a 1.89 ERA and stranded all 16 of his inherited runners before the break...then had a 0.93 ERA and allowed 5-of-22 (22.7%) inherited runners to score after the break...yielded just one run in 24.2 innings on the road (0.36 ERA) and allowed 1-of-20 (5.0%) inherited runners to score...compiled a 2.48 ERA and surrendered all four of his home runs in Oakland...all four home runs were solo shots...logged a 2.84 ERA in 18 outings on no days rest, a 1.21 ERA in his other 51 appearances...did not allow a run in the seventh inning (18.0 ip) and stranded 11 of his 12 inherited runners...tied for 10th among AL relievers in hit batters (4)...averaged the seventh fewest pitches per inning (14.3)...did not commit an error in eight chances and has a 166-game errorless streak dating back to April 19, 2011...tossed fewer than one inning in 31 of his 69 appearances.

OAKLAND: Began the season with a career-high 14.1-inning scoreless streak...held the opponents scoreless over his first 14 appearances and did not allow a hit in 14 of his first 16 outings...had a .043 (2-for-47) opponents batting average over his first 16 games...tossed 2.0 scoreless innings in his second outing of the season April 3 against Seattle, matching his career-high as a reliever...also pitched 2.0 innings April 18 against Houston and Aug. 20 against New York (NL)...struck out three batters against the Mariners, which also matched his best as a reliever...allowed hits in back-to-back outings April 18 against Houston and April 21 against Texas, the only hits he yielded over his first 16 games...had his season-opening scoreless streak snapped May 7 against Seattle...that began a five-game streak through May 17 where he allowed five runs on five hits and two walks in 3.2 innings (12.27 ERA, .357 opponents batting average)...beginning May 18, he did not allow an earned run in 45 of his final 50 appearances...logged a 1.12 ERA over that span and held the opposition to a .197 batting average...issued a season-high two walks in 0.1 innings against Detroit May 27...was charged with the loss in that contest to extended his losing streak to 15 games dating back to April 9, 2011...the losing streak was second longest by a Major League pitcher over the last 32 years (27, Anthony Young, May 6, 1992-July 24, 1993)...ended the losing streak when he tossed a scoreless 10th inning in the A's 4-3 win at Baltimore June 6...it was the second win of his career, his first since April 7, 2011 at Cincinnati...went 130 consecutive appearances without a win...had a season-opening 33-game, 27.2-inning homerless streak before surrendering two home runs in the ninth inning June 16 against Texas...also had season-highs in hits (3) and runs (2) in that game...all four of his runs from June 16 to July 22 scored on solo home runs...was credited with his second win of the season June 20 against Boston for the first winning streak of his career...took the loss in his next outing June 22 against the Red Sox but did not allow a run in 27

of his next 28 outings through Sept. 18 for a 0.39 ERA (1 er in 23.1 ip)...had a 14.1-inning scoreless streak from July 27 to Sept. 20, which matched his career-high season-opening streak from earlier this year...struck out the side in the eighth inning July 28 at Houston, matching his career-high for strikeouts as a reliever...finished July with a 0.84 ERA and .162 opponents batting average in 11 games...then did not allow a run in 10 August appearances (8.1 ip, 4 h, 2 bb, 10 so)...had stranded each of his 26 inherited runners before allowing one of two to score in the seventh inning Aug. 27 at Houston for the blown save...also had a blown save three games later on Sept. 7 against Houston, matching his season-high with two walks...logged a 1.59 ERA in nine September appearances.

LIFETIME PITCHING RECORD

Year	Club	W	L	ERA	G	GS	CG	SHO	SV	IP	H	R	ER	HR	HB	BB	IBB	SO	WP	BK
2003	DSL Astros	6	2	1.61	14	14	0	0	0	78.1	55	24	14	0	4	7	0	87	3	0
2004	DSL Astros	4	1	1.29	8	8	0	0	0	42.0	24	10	6	0	2	7	0	39	2	1
2005	DSL Astros	0	0	3.00	1	1	0	0	0	3.0	4	2	1	0	0	0	0	2	0	0
2006	DSL Astros	5	2	1.32	15	11	0	0	1	61.1	50	18	9	1	6	7	0	64	0	1
2007	Greeneville	6	4	4.14	17	4	0	0	1	50.0	47	29	23	6	2	12	0	54	2	3
	Tri-City	0	0	6.00	2	0	0	0	0	3.0	2	2	2	0	0	2	0	5	0	0
2008	Lexington	2	7	3.30	45	0	0	0	3	76.1	78	31	28	9	4	13	3	94	1	2
2009	Lancaster	4	6	4.14	41	0	0	0	6	82.2	78	42	38	8	5	8	0	79	3	0
	Corpus Christi	0	1	3.21	3	3	0	0	0	14.0	12	7	5	1	0	3	0	13	1	0
2010	Corpus Christi	4	3	2.50	14	4	0	0	0	39.2	48	16	11	3	0	6	1	33	2	1
	HOUSTON	0	1	2.84	22	0	0	0	0	19.0	14	6	6	3	0	5	0	12	0	0
	Round Rock	0	0	1.42	5	0	0	0	0	6.1	5	1	1	1	0	2	0	9	0	0
2011	HOUSTON	1	4	7.32	29	0	0	0	0	19.2	28	18	16	5	1	9	0	15	0	0
	Oklahoma City	2	3	4.80	29	0	0	0	0	30.0	32	16	16	4	0	6	2	31	1	0
	GCL Astros	0	0	0.00	2	0	0	0	0	2.0	1	0	0	0	0	0	0	2	0	0
2012	HOUSTON	0	6	5.09	37	6	0	0	0	46.0	57	27	26	6	3	19	1	38	4	0
	Oklahoma City	2	0	3.90	13	3	0	0	2	27.2	33	12	12	3	1	7	1	28	0	2
2013	Syracuse	1	0	1.06	17	0	0	0	0	17.0	17	2	2	0	0	2	0	12	0	0
	WASHINGTON	0	3	3.35	39	0	0	0	0	37.2	42	14	14	3	1	10	0	32	0	0
2014	OAKLAND	2	4	1.57	69	0	0	0	0	57.1	34	11	10	4	4	15	3	51	0	0
AL Totals		2	4	1.57	69	0	0	0	0	57.1	34	11	10	4	4	15	3	51	0	0
NL Totals		1	14	4.56	127	6	0	0	0	122.1	141	65	62	17	5	43	1	97	4	0
ML Totals		3	18	3.61	196	6	0	0	0	179.2	175	76	72	21	9	58	4	148	4	0

WILD CARD RECORD

Year	Club/Opp.	W	L	ERA	G	GS	CG	SHO	SV	IP	H	R	ER	HR	HB	BB	IBB	SO	WP	BK
2014	OAK vs. KC	0	0	0.00	1	0	0	0	0	0.1	0	0	0	0	0	0	0	0	0	0

ABAD'S CAREER BESTS

Low Hit Complete Game: None

Innings Pitched: 5.0, September 18, 2012 at St. Louis. As reliever: 2.0 (11 times), last: August 20, 2014 vs. New York (NL)

Strikeouts: 6, September 18, 2012 at St. Louis. As reliever: 3 (five times), last: July 28, 2014 at Houston

Pitches: 87, September 5, 2012 at Pittsburgh. As reliever: 41, June 25, 2011 vs. Tampa Bay

Longest Winning Streak: 2, June 6 to 20, 2014

Longest Losing Streak: 15, April 9, 2011 to May 27, 2014

Longest Scoreless Streak: 14.1, March 31 to May 7, 2014

CATCHER**Height/Weight:** 6-1 / 200**Bats/Throws:** Left / Right**Birthdate:** December 16, 1986**End of Season Age:** 27**Birthplace/Resides:** Thousand Oaks, California / Simi Valley, California**Major League Service:** 156 days**Obtained:** Acquired from the Cincinnati Reds for international cash, August 24, 2014**Contract Status:** First year of a one-year contract through 2014.**2014 HIGHLIGHTS**

Spent most of the season in the Cincinnati Reds farm system before he was traded to the A's Aug. 24 in a minor league transaction for international money...played in five games with Sacramento before he was selected by Oakland Sept. 1 when rosters expanded...appeared in just one game with the A's, grounding into a double play as a pinch hitter in the ninth inning Sept. 18 against Texas...hit a combined .320 with 10 home runs and 47 RBI in 78 games with Double-A Pensacola, Triple-A Louisville and Triple-A Sacramento...added 31 walks for a .397 on-base percentage...had a .538 slugging percentage...the on-base percentage and slugging percentage were career-highs and the batting average was his best since hitting .331 in his professional debut with Johnson City in 2005...reached double figures in home runs for the second time in his career (12 with Memphis in 2010)...batted .335 (67-for-200) with eight of his 10 home runs off right-handed pitching compared to .264 (14-for-53) against left-handers...had a .411 batting average over the first two innings of a game...hit .313 in the seventh inning or later...appeared in 65 games at catcher, seven at first base and five at designated hitter...was also 2-for-6 (.333) with a RBI as a pinch hitter...committed just three errors in 467 chances as a catcher for a .994 fielding percentage...tossed out 9-of-71 (12.7%) attempted base stealers...hit in every spot in the order except leadoff and saw his most action batting fifth (18), eighth (17) and sixth (15).

MINORS: Began the season at Pensacola where he hit .343 with five home runs and 19 RBI in 21 games...had a .427 on-base percentage and .643 slugging percentage...hit safely in a season-high six consecutive games from April 9 to 18 (7-for-23, .304)...drove in a run in five consecutive games from April 22 to 28 (11 RBI total)...connected for his lone two-homer game of the season April 25 against Mississippi...was promoted to Louisville May 5 and hit .302 with five home runs and 24 RBI in 52 games with the Bats...batted .417 with three of his five home runs during 10 day games...hit .313 over his first 23 games, .234 over a 16-game stretch from July 5 to Aug. 3 and .371 over his final games 13 games...went 3-for-4 with a season-high four RBI May 10 against Pawtucket...the hits matched his season high...was 3-for-4 with a season-high two doubles Aug. 14 at Scranton/Wilkes-Barre...was assigned to Sacramento following the Aug. 24 trade and hit safely in all five of his games with the River Cats, going 8-for-21 (.381) with four RBI.

LIFETIME PLAYING RECORD

Year	Club	AVG.	G	AB	R	H	2B	3B	HR	RBI	SH	SF	HP	BB	SO	SB	CS	SLG	OBP	E
2005	Johnson City	.331	51	154	28	51	8	1	6	36	1	5	1	15	29	6	1	.513	.383	3
2006	Quad Cities	.302	109	381	50	115	29	3	3	51	1	2	5	42	66	2	6	.417	.377	6
2007	Springfield	.298	103	389	51	116	15	1	6	53	2	6	2	32	77	0	1	.388	.350	7
2008	Springfield	.388	19	80	12	31	5	0	2	14	1	1	0	4	12	0	0	.525	.412	2
	Memphis	.281	73	235	27	66	13	2	2	27	5	2	1	32	46	2	0	.379	.367	8
2009	Memphis	.245	53	163	22	40	7	3	4	11	0	0	1	10	42	1	0	.399	.293	4
	GCL Cardinals	.313	5	16	3	5	0	0	1	2	0	0	0	4	4	1	0	.500	.450	1
2010	Memphis	.270	82	270	39	73	12	0	12	42	0	2	3	27	54	0	0	.448	.341	5
	ST. LOUIS	.281	15	32	1	9	2	0	0	4	0	1	1	1	7	0	0	.344	.314	1
2011	Memphis	.281	98	335	39	94	19	0	8	37	0	2	5	36	76	1	1	.409	.357	8
2012	Memphis	.225	100	347	35	78	12	1	6	35	1	4	4	36	89	0	0	.317	.302	5
	ST. LOUIS	.250	10	12	2	3	1	0	0	0	0	1	1	1	6	1	0	.333	.357	1
2013	Charlotte	.224	64	210	26	47	14	1	7	26	0	1	0	24	60	2	0	.400	.302	2
	CHICAGO (AL)	.105	10	18	1	1	1	0	0	2	0	0	0	1	5	0	0	.111	.105	1
2014	Pensacola	.343	21	70	11	24	2	2	5	19	0	1	0	11	14	0	1	.643	.427	2
	Louisville	.302	52	162	20	49	12	1	5	24	3	1	2	19	29	0	1	.481	.380	2
	Sacramento	.381	5	21	4	8	3	1	0	4	0	1	1	1	7	0	0	.619	.417	0
	OAKLAND	.000	1	1	0	0	0	0	0	0	0	0	0	0	0	0	0	.000	.000	0
AL Totals		.053	11	19	1	1	1	0	0	2	0	0	0	1	5	0	0	.105	.100	1
NL Totals		.273	25	44	3	12	3	0	0	4	0	1	2	2	13	1	0	.341	.327	2
ML Totals		.206	36	63	4	13	4	0	0	6	0	1	2	3	18	1	0	.270	.261	3
Minor League Totals		.282	693	2370	306	669	120	11	50	308	11	24	22	238	495	13	9	.405	.350	49

ANDERSON'S CAREER BESTS

Hits: 2, September 29, 2012 vs. Pittsburgh
Home Runs: None
Runs Batted In: 2, September 21, 2013 at Detroit
Stolen Bases: 1, September 8, 2012 vs. Milwaukee
Hitting Streak: 5, April 20 to August 27, 2010
Hitless Streak (At Bats): 14, September 5 to 21, 2013
Game Ending RBI: None
Grand Slams: None
Pinch-Hit Home Runs: None.
Inside-The-Park Home Runs: None.
Lead Off Home Runs: None.

KYLE BLANKS

88

OUTFIELDER/FIRST BASEMAN

Height/Weight: 6-6 / 265 **Bats/Throws:** Right / Right
Birthdate: September 11, 1986 **End of Season Age:** 28
Birthplace/Resides: Sellersville, Pennsylvania / Peoria, Arizona
Major League Service: 5 years, 5 days
Obtained: Acquired from San Diego for minor leaguer Jake Goebbert and a player to be named later (minor leaguer Ronald Herrera on May 28), May 15, 2014
Contract Status: First year of a one-year contract through 2014.

2014 HIGHLIGHTS

Began the season at Triple-A El Paso in the San Diego farm system before he was recalled by the Padres May 5...went 2-for-10 (.200) in five games with San Diego before he was optioned May 13...was traded to the A's May 15 for minor league outfielder Jake Goebbert and a player to be named later (minor league pitcher Ronald Herrera on May 28) and hit .333 with two home runs and seven RBI in 21 games before his season ended in late June...was placed on the 15-day disabled list June 24, retroactive to June 23, with a left calf strain...it was his sixth stint on the DL in his six seasons in the majors...began a rehab assignment Aug. 9 with Triple-A Sacramento but appeared in just seven games before the assignment was halted Aug. 21 due to left Achilles tendinitis...was transferred to the 60-day DL Aug. 24...combined with both the A's and Padres to bat .309 in 26 games...added eight walks for a .409 on-base percentage...both of his home runs were solo shots off left-handed pitching in Oakland...went 4-for-9 (.444) with two walks (.545 on-base percentage) when leading off an inning...appeared in 20 games,

including 14 starts, at first base and two games in the outfield (one in right field, one in left field)...also made one start at designated hitter...went 3-for-5 (.600) with a walk and two RBI as a pinch hitter...had a career-high nine-game hitting streak from May 25 to June 8...went 10-for-22 (.455) with two home runs, seven RBI and seven walks (.567 on-base percentage) during the streak...hit his first home run of the season May 26 against Detroit to snap a career-high 49-game homerless streak dating back to his last home run on June 16, 2013...homed again May 31 against Los Angeles (AL)...batted .346 with five walks (.455 on-base percentage) in 13 games in June.

MINORS: Began the season at El Paso where he batted .265 with nine home runs and 20 RBI in 27 games...also went 9-for-21 (.429) with a home run, three RBI and six walks during his seven-game rehab assignment with Sacramento...combined to hit .298 with 10 home runs and 23 RBI in 34 games overall at Triple-A...had a .635 slugging percentage and .402 on-base percentage...hit .303 (27-for-89) with all 10 of his home runs and 22 of his 23 RBI off right-handed pitching...batted .267 (4-for-15) against lefties...hit eight of his 10 home runs on the road...logged a .360 batting average with runners in scoring position...hit .474 in the eighth inning or later...had a .367 batting average and .406 on-base percentage when leading off an inning...batted .421 with four home runs and eight RBI in seven day games...appeared in 25 games at first base, four in left field and two in right field and did not commit an error...saw most of his action batting third (17 games) and fourth (13) in the order...hit safely in each of his first seven games (8-for-21, .381)...then batted .226 over his final 20 contests with El Paso...homed in three consecutive games from April 6-9...ranked second in the Pacific Coast League in slugging (.651) and tied for second in home runs (9) at the time of his May 4 promotion to San Diego...began his rehab assignment with Sacramento Aug. 9 and reached base safely via hit or walk in all seven games...went 2-for-5 in his final contest Aug. 19 against Oklahoma City.

LIFETIME PLAYING RECORD

Year	Club	AVG.	G	AB	R	H	2B	3B	HR	RBI	SH	SF	HP	BB	SO	SB	CS	SLG	OBP	E
2005	AZL Padres	.299	48	164	33	49	10	1	7	30	0	1	10	25	49	3	1	.500	.420	1
2006	Fort Wayne	.292	86	308	41	90	20	0	10	52	0	4	11	36	79	2	0	.455	.382	5
2007	Lake Elsinore	.301	119	465	94	140	31	4	24	100	0	4	18	44	98	11	2	.540	.380	9
2008	San Antonio	.325	132	492	75	160	23	5	20	107	0	5	17	51	90	5	4	.514	.404	8
2009	Portland	.283	66	233	35	66	9	1	12	38	0	3	5	39	63	0	0	.485	.393	4
	SAN DIEGO	.250	54	148	24	37	9	0	10	22	0	0	6	18	55	1	1	.514	.355	0
2010	SAN DIEGO	.157	33	102	14	16	6	1	3	15	0	0	3	15	46	1	0	.324	.283	0
	Lake Elsinore	.270	10	37	3	10	3	0	0	4	0	0	1	6	12	0	0	.351	.386	0
	Portland	.333	1	3	0	1	0	0	0	0	0	0	0	1	1	0	0	.333	.500	0
2011	San Antonio	.282	44	177	33	50	16	3	4	27	0	3	4	17	41	3	0	.475	.353	2
	Tucson	.351	35	134	36	47	12	2	11	35	0	1	1	16	37	0	1	.716	.421	2
	SAN DIEGO	.229	55	170	21	39	7	1	7	26	0	2	2	16	51	2	0	.406	.300	1
2012	SAN DIEGO	.200	4	5	0	1	0	0	0	0	0	0	0	1	2	0	0	.200	.333	0
2013	Tucson	.237	12	38	8	9	3	0	1	4	0	0	2	6	10	0	0	.395	.370	1
	SAN DIEGO	.243	88	280	31	68	14	0	8	35	0	2	5	21	85	1	1	.379	.305	4
2014	El Paso	.265	27	83	15	22	5	0	9	20	0	2	4	10	24	0	0	.651	.364	0
	SAN DIEGO	.200	5	10	1	2	0	0	0	0	0	0	0	0	3	0	0	.200	.200	0
	OAKLAND	.333	21	45	9	15	1	0	2	7	0	1	2	8	13	0	0	.489	.446	1
	Sacramento	.429	7	21	4	9	0	0	1	3	0	1	0	6	3	0	0	.571	.536	0
	AL Totals	.333	21	45	9	15	1	0	2	7	0	1	2	8	13	0	0	.489	.446	1
	NL Totals	.228	235	715	91	163	36	2	28	98	0	4	16	71	242	5	2	.401	.310	5
	ML Totals	.234	256	760	100	178	37	2	30	105	0	5	18	79	255	5	2	.407	.319	6

BLANKS' CAREER BESTS

Hits: 4, June 24, 2013 vs. Philadelphia

Home Runs: 1 (30 times), last: May 31, 2014 vs. Los Angeles (AL)

Runs Batted In: 5 (twice), last: August 6, 2011 at Pittsburgh

Stolen Bases: 1 (five times), last: April 28, 2013 vs. San Francisco

Hitting Streak: 9, May 25 to June 8, 2014

Hitless Streak (At Bats): 29, May 5, 2010 to July 23, 2011

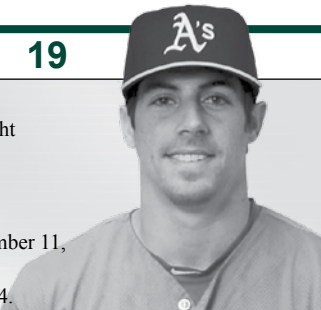
Game Ending RBI: 2, June 24, 2013 vs. Philadelphia (single); August 17, 2009 vs. Chicago-NL (home run).

Grand Slams: 1, August 6, 2011 at Pittsburgh (Chris Resop)

Pinch-Hit Home Runs: None.

Inside-The-Park Home Runs: 1, August 18, 2009 vs. Chicago-NL (Angel Guzman).

Lead Off Home Runs: None.

**OUTFIELDER****Height/Weight:** 5-9 / 180**Bats/Throws:** Switch / Right**Birthdate:** August 30, 1989**End of Season Age:** 25**Birthplace/Resides:** Atlanta, Georgia / Marietta, Georgia**Major League Service:** 32 days**Obtained:** Acquired from Washington for Jerry Blevins, December 11, 2013**Contract Status:** First year of a one-year contract through 2014.**2014 HIGHLIGHTS**

Was one of just two rookies to appear in a game for the A's in 2014...went 1-for-6 (.167) with four runs scored and three stolen bases in 13 games over two stints with Oakland...10 of those games came as a pinch runner...was selected from Double-A Midland July 28 and made his Major League debut that night at Houston...flew out as a pinch hitter in the ninth inning...became the first rookie to appear in a game for the A's in 2014...pinch ran the next night and then went 0-for-4 in a start in center field July 30 against the Astros...was 0-for-5 in three games when he was optioned to Triple-A Sacramento July 31...returned Sept. 1 when rosters expanded and went 1-for-1 in 10 games following his return...nine of his 10 appearances following his return came as a pinch runner...stole the first base of his career Sept. 8 at Chicago (AL)...had a pinch hit single in the sixth inning off James Paxton at Seattle Sept. 12 for his first Major League hit...combined to hit .237 with one home run and 28 RBI in 119 games with Midland and Sacramento...was successful in 54-of-60 (90.0%) stolen base attempts and tied for fourth in all of Minor League Baseball in steals...is now 181-for-204 (88.7%) in four seasons in the minors...51 of his stolen bases came with the RockHounds, which ranked second in the Texas League...had career highs in doubles (22), at bats (473) and strikeouts (84) and matched his high in home runs...his batting average was a career-low, as was his .315 on-base percentage and .302 slugging percentage...hit .244 (31-for-127) against left-handed pitching compared to .234 (81-for-346) against right-handers...his average improved to .291 with runners in scoring position...was 4-for-9 (.444) with the bases loaded...had a .245 batting average at night compared to .139 in 11 day games...appeared in 109 games in center field, including all 28 of his games with Sacramento, and six in left field...had six assists, including three with the River Cats...batted leadoff 105 times, including all 87 games with Midland, and ninth 10 times.

MINORS: Batted .250 with a home run and 23 RBI in 91 games with Midland, including .301 with runners in scoring position...hit .232 over his first 15 games but walked 16 times for a .392 on-base percentage...also stole 11 bases...had his first of 10 multiple-steal games April 5 against Arkansas when he stole two bases...went 10-for-58 (.172) over a 16-game stretch from April 24 to May 21...snapped out of the slump by going 4-for-5 with a double and triple May 22 against Springfield...it was his first of two four-hit games in 2014...went 23-for-57 (.404) over a 15-game stretch from May 22 to June 7, which he capped with his second four-hit game of the season June 7 at Frisco...stole a season-high three bases May 29 at Springfield...was caught stealing May 31 at Tulsa, snapping a season-best streak of 17 consecutive stolen bases...hit .275 in 25 games in May, which was his best single-month batting average...went 8-for-53 (.151) over a 13-game stretch from June 9 to 22...stole 15 bases in 24 games in June...had a season-high six-game hitting streak from July 3 to 10 (12-for-29, .414)...had five multiple hit games during the streak, including a season-high two doubles July 5 at Arkansas...drove in a season-high three runs July 9 against San Antonio...hit his only home run of the season and matched his season-high with three runs scored July 14 at Corpus Christi...had his lone three-walk game of the season July 23 against Frisco...went 7-for-42 (.167) over his final 11 games before his July 28 promotion to Oakland...joined Sacramento Aug. 1 and batted .193 with five RBI and three stolen bases in 28 games with the River Cats...hit .136 over his first 21 games but then went 10-for-28 (.357) with four of his five Triple-A RBI over his final seven contests.

LIFETIME PLAYING RECORD

Year	Club	AVG.	G	AB	R	H	2B	3B	HR	RBI	SH	SF	HP	BB	SO	SB	CS	SLG	OBP	E
2011	Auburn	.262	32	107	21	28	3	2	1	18	2	2	7	12	22	13	1	.355	.367	0
2012	Hagerstown	.322	113	398	83	128	14	5	0	41	8	1	13	65	68	38	9	.382	.432	3
2013	Potomac	.312	91	330	70	103	8	9	0	29	6	2	12	52	37	54	5	.391	.422	1
	Harrisburg	.325	30	114	26	37	4	0	0	8	2	0	2	20	17	20	2	.360	.434	1
2014	Midland	.250	91	364	57	91	20	3	1	23	6	4	3	44	65	51	5	.330	.333	5
	OAKLAND	.167	13	6	4	1	0	0	0	0	0	0	0	0	3	1	1	.167	.167	1
	Sacramento	.193	28	109	17	21	2	0	0	5	3	0	0	9	19	3	1	.211	.254	1
ML Totals		.167	13	6	4	1	0	0	0	0	0	0	0	0	0	3	1	.167	.167	1
Minor League Totals		.312	266	949	200	296	29	16	1	96	18	5	34	149	144	127	17	.379	.421	5

WILD CARD RECORD

Year	Club/Opp.	AVG.	G	AB	R	H	2B	3B	HR	RBI	SH	SF	HP	BB	SO	SB	CS	SLG	OBP	E
2014	OAK vs. KC																			(Did not play)

BURNS' CAREER BESTS

Hits: 1, September 12, 2014 at Seattle

Home Runs: None

Runs Batted In: None

Stolen Bases: 1 (three times), last: September 24, 2014 vs. Los Angeles (AL)

Hitting Streak: 1, September 12, 2014 to present

Hitless Streak (At Bats): 5, July 28 to July 30, 2014

Game Ending RBI: None

Grand Slams: None

Pinch-Hit Home Runs: None.

Inside-The-Park Home Runs: None

Lead Off Home Runs: None.

ALBERTO CALLASPO

7

INFIELDER

Height/Weight: 5-9 / 225

Bats/Throws: Switch / Right

Birthdate: April 19, 1983

End of Season Age: 31

Birthplace/Resides: Maracay, Venezuela / Orlando, Florida

Major League Service: 7 years, 135 days

Obtained: Acquired from the Los Angeles Angels for infielder Grant Green, July 30, 2013

Contract Status: Second year of a two-year contract through 2014.



2014 HIGHLIGHTS

Started games at four different positions for the A's and batted .223 with four home runs and 39 RBI in 127 games...made 41 starts at second base, a team-leading 34 at designated hitter, 17 at first base and 16 at third base... became the third player in Oakland history to start at least 15 games at four different positions (Angel Mangual, 1974; Don Baylor, 1976)...had a .290 slugging percentage, which was the lowest in the majors and the lowest in Oakland history among players with 450 or more plate appearances...the previous Oakland low was .291 by Bert Campaneris in 1976...it was the lowest by an Athletic since Ken Hamlin in 1960 with Kansas City (.271)... had a .290 on-base percentage and his batting average, on-base percentage and slugging percentage were the second lowest marks of his career to his 2007 line of .215/.265/.271...his 127 games played were his fewest since appearing in 74 games in 2008...struck out 50 times, which was the third highest total of his career...hit .270 with three of his four home runs in Oakland compared to .186 on the road...had the lowest road batting average in the American League and the second lowest in the majors (Craig, STL/BOS .186)...it was the third lowest road batting average in Oakland history and the lowest since Scott Brosius hit .165 in

ACTIVE LEADERS, MOST PLATE APPEARANCES PER STRIKEOUT

11.16	Alberto Callaspo
10.92	Yadier Molina
10.77	Dustin Pedroia
10.24	Ichiro Suzuki
10.20	Albert Pujols

(min. 3000 PA)

1997...all four of his home runs came with runners on base (one three-run, three two-run)...the switch-hitter batted .238 (61-for-256) with three of his four home runs against right-handed pitchers, .196 (29-for-148) against left-handers...was 7-for-48 (.146) with runners in scoring position and two outs...committed four errors as a second baseman (.978 fielding percentage), two as a first baseman (.986) and two as a third baseman (.953)...also batted .201 with two of his four home runs as the designated hitter...hit .277 as a second baseman, .191 at all other positions...was 3-for-12 (.250) with five walks and three RBI as a pinch hitter...tied for second among AL pinch hitters in walks...averaged a career-high 3.96 pitches per plate appearances and matched his career-high with six sacrifice flies.

OAKLAND: Was on his eighth consecutive Opening Day roster...made his professional debut at first base with a start April 3 against Seattle and went 0 for 1 with two walks and an error...then made 22 of his next 30 starts at designated hitter...had a season-high six-game hitting streak from April 14 to 20 (8-for-27, .296)...drove in a season-high three runs April 18 against Houston...hit his third home run of the season April 24 at Houston...would not homer again until Aug. 24 against Los Angeles (AL) for an 85-game homerless streak...that was the second longest homerless streak of his career (161, Aug. 6, 2006 to April 23, 2009)...did not have another extra base hit until doubling May 27 against Detroit for a 25-game streak without an extra base hit...walked a career-high tying three times April 25 at Houston (third time, last: July 16, 2011 at Oakland)...was batting .280 over his first 19 games through April 25...then went 22-for-122 (.180) with three doubles and eight RBI over his next 40 games from April 26 to June 11...had three home runs and 15 RBI in 24 games in April...hit just one home run and drove in 24 runs over his final 103 games...matched his career high with three strikeouts May 3 at Boston (third time, last: Sept. 23, 2012 against Chicago-AL)...batted .194 in 25 games in May...had a career-high tying 0-for-20 streak from June 1 to 7 (third time, last: July 25-Aug. 1, 2012)...scored a season-high three runs June 8 at Baltimore...was placed on the paternity list June 13...was reinstated June 16 and had his fourth career four-hit game that day against Texas (last: Sept. 21, 2013 against Minnesota)...reached base safely in eight consecutive plate appearances (six hits, two walks) from June 16 to 17 and went 8-for-11 (.727) with two walks over his first three games following his return...then hit .198 over a 25-game stretch from June 19 to Aug. 1...went a career-high 27 consecutive games from June 22 to Aug. 6 without a walk...was batting .234 with three home runs and 31 RBI in 83 games when he was placed on the 15-day disabled list July 12 with a strained right hamstring...went 1-for-5 with two runs scored on a one-game rehab assignment with Single-A Stockton July 26 against Lancaster and was reinstated from the DL July 27...hit .197 with one home run and eight RBI in 44 games following his return...batted .182 in 14 games in July...made 23 of his final 28 starts at second base after Nick Punto went on the disabled list Aug. 3...went 16-for-52 (.308) over a 15-game stretch from Aug. 5 to 24 to lift his average to .243...then went 4-for-50 (.080) with one double and no RBI over his final 22 games...batted .209 in 26 games in August and .130 in 15 games in September...pinch hit in eight of his final nine games beginning Sept. 12 (0-for-9, two walks)...also had a pinch hit RBI single in the top of the 12th inning of the Wild Card game at Kansas City Sept. 30 to give the A's an 8-7 lead in a game they would lose 9-8.

LIFETIME PLAYING RECORD

Year	Club	AVG.	G	AB	R	H	2B	3B	HR	RBI	SH	SF	HP	BB	SO	SB	CS	SLG	OBP	E
2001	DSL Angels	.356	68	275	55	98	11	4	2	39	6	4	5	22	16	14	13	.447	.403	18
2002	Provo	.338	70	299	70	101	16	10	3	60	3	3	2	17	14	13	4	.488	.347	11
2003	Cedar Rapids	.327	133	514	86	168	38	4	2	67	0	6	3	42	28	20	6	.428	.377	19
2004	Arkansas	.284	136	550	76	156	29	2	6	48	11	4	0	47	25	15	14	.376	.338	26
2005	Arkansas	.297	89	350	53	104	9	0	10	49	1	5	1	28	17	9	8	.409	.346	7
	Salt Lake	.316	50	212	28	67	21	2	1	31	2	3	1	10	13	2	5	.448	.348	5
2006	Tucson	.337	114	490	93	165	24	12	7	68	2	4	2	56	27	8	5	.478	.404	14
	ARIZONA	.238	23	42	2	10	1	1	0	6	0	1	0	4	6	0	1	.310	.298	1
2007	Tucson	.341	59	226	48	77	15	2	5	30	0	6	1	28	17	1	2	.491	.406	6
	ARIZONA	.215	56	144	10	31	8	0	0	7	1	1	1	9	14	1	1	.271	.265	3
2008	KANSAS CITY	.305	74	213	21	65	8	3	0	16	1	1	0	19	14	2	1	.371	.361	2
	Omaha	.188	4	16	5	3	0	0	0	0	0	0	0	1	4	0	0	.188	.235	0
2009	KANSAS CITY	.300	155	576	79	173	41	8	11	73	0	5	1	52	51	2	1	.457	.356	17
2010	KANSAS CITY	.275	88	349	40	96	19	2	8	43	0	5	0	19	29	3	1	.410	.308	7
	LOS ANGELES (AL)	.249	58	213	21	53	8	0	2	13	1	1	1	12	13	2	2	.315	.291	4
2011	LOS ANGELES (AL)	.288	141	475	54	137	23	0	6	46	0	2	1	58	48	8	1	.375	.366	15
2012	LOS ANGELES (AL)	.252	138	457	55	115	20	0	10	53	3	4	0	56	59	4	3	.361	.331	12
2013	LOS ANGELES (AL)	.252	86	294	32	74	13	0	5	36	3	5	0	34	22	0	2	.347	.324	11
	Inland Empire	.286	3	7	1	2	0	0	1	3	0	1	0	2	1	0	0	.714	.400	0
	OAKLAND	.270	50	159	20	43	7	0	5	22	0	1	1	19	25	0	0	.409	.350	5
2014	OAKLAND	.223	127	404	37	90	15	0	4	39	0	6	1	40	50	0	1	.290	.290	8
	Stockton	.200	1	5	2	1	0	0	0	0	0	0	0	0	0	0	0	.200	.200	0
AL Totals		.269	917	3140	359	846	154	13	51	341	8	30	5	309	311	21	12	.375	.333	81
NL Totals		.220	79	186	12	41	9	1	0	13	1	2	1	13	20	1	2	.280	.272	5
ML Totals		.267	996	3326	371	887	163	14	51	354	9	32	6	322	331	22	14	.370	.330	86

WILD CARD RECORD

Year	Club/Opp.	AVG.	G	AB	R	H	2B	3B	HR	RBI	SH	SF	HP	BB	SO	SB	CS	SLG	OBP	E
2014	OAK vs. KC	1.000	1	1	0	1	0	0	0	1	0	0	0	0	0	0	0	1.000	1.000	0

DIVISION SERIES RECORD

Year	Club/Opp.	AVG.	G	AB	R	H	2B	3B	HR	RBI	SH	SF	HP	BB	SO	SB	CS	SLG	OBP	E
2007	ARI vs. CHI																			
2013	OAK vs. DET	.167	4	6	0	1	1	0	0	0	0	0	0	0	1	0	0	.333	.167	0

LEAGUE CHAMPIONSHIP SERIES RECORD

Year	Club/Opp.	AVG.	G	AB	R	H	2B	3B	HR	RBI	SH	SF	HP	BB	SO	SB	CS	SLG	OBP	E
2007	ARI vs. COL	.000	2	2	0	0	0	0	0	0	0	0	0	0	0	0	0	.000	.000	0

CALLASPO'S CAREER BESTS

Hits: 4 (four times), last: June 16, 2014 vs. Texas

Home Runs: 2, April 18, 2010 at Minnesota

Runs Batted In: 6, April 18, 2010 at Minnesota; 5, May 18, 2013 vs. Chicago (AL)

Stolen Bases: 1 (22 times), last: September 8, 2012 vs. Detroit

Hitting Streak: 18, September 7-27, 2008

Hitless Streak (At Bats): 20 (three times), last: June 1-7, 2014

Game Ending RBI: 2, September 7, 2012 vs. Detroit (single); July 19, 2010 vs. Toronto (single)

Grand Slams: 2, May 26, 2012 at Seattle (Felix Hernandez); June 10, 2009 at Cleveland (Carl Pavano)

Pinch-Hit Home Runs: 2, September 19, 2013 vs. Minnesota (Brian Duensing); May 26, 2012 at Seattle (Felix Hernandez)

Inside-The-Park Home Runs: None.

Lead Off Home Runs: None

**RIGHT-HANDED PITCHER****Height/Weight:** 6-2 / 160**Bats/Throws:** Right / Right**Birthdate:** August 21, 1983**End of Season Age:** 31**Birthplace/Resides:** Victorville, California / Pomona, California**Major League Service:** 4 years, 108 days**Obtained:** Acquired from Toronto for cash considerations, August 24, 2012**Contract Status:** First year of a one-year contract through 2014.**2014 HIGHLIGHTS**

Began the season in the starting rotation but was moved to the bullpen following the acquisition of Jon Lester at the trading deadline...went 8-7 with a 3.44 ERA in his 21 starts and 0-1 with a 3.54 ERA in 11 relief appearances...combined for an 8-8 record and a 3.45 ERA in 32 games, 21 starts...had career highs in every category except games pitched and his ERA was a career low...had just nine wins in 191 career appearances entering the season...his 146.0 innings were more than double his previous high (67.1 in 2009) as were his 136 strikeouts (55 in 2013)...was 4-1 with a 2.54 ERA and a .216 opponents batting average over his first nine starts through May 18...then went 4-6 with a 4.17 ERA and .280 opponents batting average over his final 12 starts...had made just two career starts entering the season and is now 8-8 with a 3.89 ERA (58 er in 134.1 ip) in 23 career starts, 9-15 with a 5.15 ERA (141 er in 246.1 ip) in 200 relief appearances...allowed a .253 opponents batting average, including .247 (78-for-316) against left-handed hitters compared to .260 (64-for-246) against right-handers...was 5-2 with a 2.67 ERA in 15 games in Oakland compared to 3-6 with a 4.12 ERA in 17 games on the road...yielded just four home runs in 67.1 innings in Oakland compared to 13 in 78.2 innings on the road...12 of the 17 home runs were solo shots...allowed a .149 batting average with runners in scoring position over his first 10 games through May 24, .354 after that...yielded a .208 average with RISP and two outs...opponents reached base on an error eight times, which tied for fourth most in the American League...allowed a .303 batting average over his first 15 pitches in game, .213 from pitches 16-60 and .281 after that...held the number six hitter to a .119 batting average, which was second lowest in the AL, but the number eight hitter batted .393, which was the highest in the majors...was 6-2 with a 2.97 ERA in 12 starts on five days rest or more, 2-5 with a 4.08 ERA in nine starts on four days rest...had a 1.13 ERA in three relief appearances on two days rest or fewer, 5.11 in eight appearances with three days rest or more...compiled a 7-6 record and a 3.14 ERA in 19 starts before the All-Star Break...went 1-2 with a 4.60 ERA in 13 games, two starts, after the break...now has a 3.86 ERA (102 er in 238.0 ip) in 109 career appearances before the break, 6.12 (97 er in 142.2 ip) in 114 outings after the break...allowed 3-of-7 (.42.9%) inherited runners to score and first batters faced were 5-for-10 (.500) with a walk...averaged 5.80 runs of support as a starter, which ranked fourth highest in the AL at the time of his last start on July 28...the A's were 14-7 (.667) in his starting assignments...walked two batters or fewer in 15 of his 21 starts and allowed two runs or fewer 11 times...tossed at least one inning in nine of his 11 relief appearances, including three innings or more four times...did not commit an error in 15 chances and has not made an error in 71 games and 30 chances in three seasons with the A's...went 0-for-3 with three strikeouts as a hitter and is 0-for-8 with eight strikeouts in his career.

OAKLAND: Allowed just one earned run in each of his first four starts but had three no decisions and a win over that stretch...logged a 1.38 ERA...became the first pitcher on an Athletics Opening Day roster since at least 1914 to toss six or more innings and allow one earned run or fewer to start a season...struck out a career-high nine batters in back-to-back starts April 9 at Minnesota and April 14 at Los Angeles...did not walk a batter in either start to join Dan Haren (Aug. 21-26, 2007) as the only two Athletics pitchers since at least 1914 to strikeout nine or more in back-to-back starts without issuing a walk...picked up his first career win as a starter in a 4-1 win over Houston April 20...went 2-0 with a 1.89 ERA and .199 opponents batting average in six starts in April, all A's wins...ranked third in the AL in ERA in April, tied for third in strikeouts (41) and was fifth in opponents batting average...the strikeouts were the fourth best April total in Oakland history (58, Blue in 1971; 47, Rijo in 1986; 44, Zito in 2001)...is just the second Oakland pitcher to strike out 40 or more batters in any month over the last 12 years (Rich Harden, 42 in August of 2011)...now has a 2.71 (19 er in 63.0 ip) career ERA in April, which is

his best for any month of the season...was charged with his first loss May 6 against Seattle but then won back-to-back starts May 12 against Chicago (AL) and May 18 at Cleveland...the two-game winning streak matched his career-high (fifth time)...tossed a career-high 8.0 innings in the win over the White Sox and a career-high 109 pitches in the win against the Indians...the outing against Cleveland was the 200th of his career...tossed 7.0 shutout innings June 21 against Boston but had a no decision in the A's 2-1, 10-inning win...matched his career-high with four walks in that start and July 2 at Detroit...had a no decision in the A's 9-5 win at Miami June 27...left with a 4-2 lead but Otero allowed two inherited runners to score for the blown save...it was the third time he left a game with the lead only to have the bullpen blow the save (April 9 at Minnesota, June 21 vs. Boston)...combined with Abad, Otero and Cook on a five-hit shutout in the A's 5-0 win over San Francisco July 7...tossed 6.0 innings and allowed four of the hits...allowed a career-high 10 hits in 5.2 innings in a 6-2 loss at Seattle July 12...with the All-Star Break and an off day, did not pitch again until July 23, a 9-7 win over Houston...made his final start July 28 at Houston...allowed a career-high three home runs and a season-high six runs while taking the loss in a 7-3 decision...was moved to the bullpen following the acquisition of Jon Lester and allowed at least one run in seven of his 11 relief appearances...10 of those appearances came in A's losses...had his longest outing as a reliever Aug. 31 at Los Angeles (AL), when he tossed 4.0 innings and allowed one run on four hits...compiled a 2.75 ERA in nine relief appearances in August...then pitched just twice in September and allowed two runs on three hits in 0.2 innings (27.00 ERA)...made his final appearance Sept. 17 against Texas and did not pitch in the final 11 games.

LIFETIME PITCHING RECORD

Year	Club	W	L	ERA	G	GS	CG	SHO	SV	IP	H	R	ER	HR	HB	BB	IBB	SO	WP	BK
2003	Spokane	2	2	4.55	17	8	0	0	1	55.1	63	30	28	5	7	31	0	48	4	0
2004	Clinton	6	10	4.68	27	22	0	0	0	123.0	148	75	64	8	3	35	1	96	4	0
2005	Bakersfield	0	0	2.22	11	0	0	0	2	24.1	16	6	6	2	0	9	0	31	1	0
	Frisco	4	3	5.68	31	0	0	0	1	57.0	71	43	36	10	2	25	2	27	7	0
2006	Frisco	2	5	4.42	38	0	0	0	4	59.0	54	33	29	5	2	28	3	70	7	0
	Oklahoma City	0	0	4.50	1	0	0	0	0	2.0	3	1	1	0	0	0	0	3	0	0
	Indianapolis	2	1	4.24	12	0	0	0	0	17.0	18	9	8	0	0	9	1	15	0	0
2007	Indianapolis	3	3	3.92	46	1	0	0	2	80.1	94	41	35	4	1	17	1	65	3	0
2008	Indianapolis	2	6	3.80	51	0	0	0	14	68.2	58	30	29	8	0	22	4	70	6	0
	PITTSBURGH	0	1	6.60	15	0	0	0	0	15.0	20	11	11	2	0	9	2	16	2	0
2009	PITTSBURGH	1	4	4.01	73	0	0	0	0	67.1	69	33	30	11	1	22	3	47	5	0
2010	ATLANTA	3	2	5.89	28	0	0	0	0	36.2	40	24	24	6	1	12	3	29	0	0
	KANSAS CITY	2	3	5.88	23	0	0	0	0	26.0	29	20	17	5	0	11	4	16	2	0
2011	Omaha	2	4	3.75	45	0	0	0	16	57.2	63	30	24	6	0	16	3	54	4	0
	KANSAS CITY	0	0	10.57	4	0	0	0	0	7.2	12	9	9	3	0	5	0	8	0	0
2012	Las Vegas	8	5	3.98	19	17	1	0	1	95.0	90	45	42	10	1	20	0	86	5	1
	TORONTO	1	1	8.44	9	2	0	0	0	21.1	25	22	20	6	2	10	1	27	0	0
	Sacramento	0	0	1.80	2	1	0	0	1	10.0	8	2	2	0	0	2	0	9	0	0
	OAKLAND	0	0	18.90	4	0	0	0	0	3.1	9	7	7	1	1	1	0	3	1	0
2013	Sacramento	2	2	2.70	5	5	0	0	0	30.0	35	16	9	1	1	5	0	26	0	0
	OAKLAND	2	4	3.92	35	0	0	0	1	57.1	50	27	25	3	3	20	4	55	5	0
2014	OAKLAND	8	8	3.45	32	21	0	0	0	146.0	142	64	56	17	5	49	3	136	7	0
AL Totals		13	16	4.61	107	23	0	0	1	261.2	267	149	134	35	11	96	12	245	15	0
NL Totals		4	7	4.92	116	0	0	0	0	119.0	129	68	65	19	2	43	8	92	7	0
ML Totals		17	23	4.70	223	23	0	0	1	380.2	396	217	199	54	13	139	20	337	22	0

DIVISION SERIES RECORD

Year	Club/Opp.	W	L	ERA	G	GS	CG	SHO	SV	IP	H	R	ER	HR	HB	BB	IBB	SO	WP	BK
2013	OAK vs. DET																			

(Did not pitch)

CHAVEZ' CAREER BESTS

Low Hit Complete Game: None

Innings Pitched: 8.0, May 12, 2014 vs. Chicago (AL). As reliever: 5.2, June 13, 2013 vs. New York (AL)

Strikeouts: 9 (three times), last: July 7, 3014 vs. San Francisco. As reliever: 7 (twice), last: June 13, 2013 vs. New York (AL)

Pitches: 109, May 18, 2014 at Cleveland

Longest Winning Streak: 2 (five times), last: May 12 to 18, 2014

Longest Losing Streak: 5, September 25, 2008 to August 31, 2009

Longest Scoreless Streak: 12.2, May 15 to June 13, 2013

CHAVEZ' 2014 STARTS

Date	Opponent	Score	Dec	ERA	IP	H	R	ER	BB	SO	HR	#PIT
April 3	Seattle	3-2 (12)	--	1.50	6.0	5	2	1	2	4	0	91
April 9	at Minnesota	7-4 (11)	--	1.38	7.0	6	1	1	0	9	1	94
April 14	at Los Angeles (AL)	3-2	--	1.35	7.0	4	2	1	0	9	1	100
April 20	Houston	4-1	W	1.38	6.0	4	1	1	3	6	1	103
April 25	at Houston	12-5	--	2.32	5.0	8	5	4	2	5	0	90
April 30	at Texas	12-1	W	1.89	7.0	1	0	0	1	8	0	96
May 6	Seattle	3-8	L	2.47	5.2	7	4	4	2	3	0	97
May 12	Chicago (AL)	5-4	W	2.44	8.0	5	2	2	2	7	2	93
May 18	at Cleveland	13-3	W	2.54	5.0	6	2	2	3	6	2	109
May 24	at Toronto	2-5	L	2.61	5.1	8	4	2	1	4	1	95
May 29	Detroit	4-5	L	2.78	6.0	8	3	3	2	3	0	107
June 4	at New York (AL)	7-4	W	3.04	6.0	7	4	4	2	5	1	107
June 9	at Los Angeles (AL)	1-4	L	3.04	6.0	8	3	2	1	5	0	92
June 15	New York (AL)	10-5	W	2.93	6.0	5	1	1	0	4	0	87
June 21	Boston	2-1 (10)	--	2.71	7.0	3	0	0	4	4	0	100
June 27	at Miami	9-5	--	2.94	5.0	6	4	4	3	5	0	98
July 2	at Detroit	3-9	L	3.23	5.0	8	5	5	4	5	0	105
July 7	San Francisco	5-0	W	3.06	6.0	4	0	0	2	9	0	101
July 12	at Seattle	2-6	L	3.14	5.2	10	3	3	2	6	1	102
July 23	Houston	9-7	W	3.14	5.2	4	2	2	2	7	0	101
July 28	at Houston	3-7	L	3.44	5.1	5	6	6	3	5	3	91

RYAN COOK

48



RIGHT-HANDED PITCHER

Height/Weight: 6-2 / 217

Bats/Throws: Right / Right

Birthdate: June 30, 1987

End of Season Age: 27

Birthplace/Resides: Clovis, California / Clovis, California

Major League Service: 3 year, 36 days

Obtained: Acquired from the Arizona Diamondbacks with pitcher Jarrod Parker and outfielder Collin Cowgill for pitchers Trevor Cahill and Craig Breslow and cash considerations, December 9, 2011

Contract Status: First year of a one-year contract through 2014.

2014 HIGHLIGHTS

Appeared in 54 games despite two stints on the disabled list and was 1-3 with a save and a 3.42 ERA... the games pitched were his fewest in his three seasons with the A's and his ERA was his highest... struck out 50 batters in 50.0 innings... has 204 strikeouts in 198.1 career innings, an average of 9.26 per nine innings... allowed three home runs and has surrendered just nine in 198.1 career innings, an average of 0.41 per nine innings... allowed a .184 opponents batting average, which included a .138 (15-for-109) mark against right-handed hitters compared to .262 (17-for-65) against left-handers... had 13 walks and 13 strikeouts against lefties, nine walks and 37 strikeouts against righties... has a .180 (74-for-412) career average against right-handers, .236 (73-for-309) against left-handers... opponents hit .181 with the bases empty, .188 with runners on... allowed 12-of-29 (41.4%) inherited runners to score... has allowed 36-of-86 (41.9%) inherited runners to score in his career, which is the highest mark in the majors since 2011 when he made his Major League debut... yielded a .265 batting average against first batters faced... had two blown saves and now has 16 over the last three years, which are the most in the AL... compiled a 1.89 ERA and .156 opponents batting average in 38 night games compared to an 8.25 ERA and .261 opponents batting average in 16 games during the day... walked 13 batters in 12.0 innings during the day, nine in 38.0 innings at night... did not allow a hit to the opponents number two hitter (0-for-18)... had a save and a 1.17 ERA in eight interleague appearances and has a 1.82 ERA in 26 career interleague appearances... did not make an error and has not committed an error in 208 career games and 39 total chances.

OAKLAND: Did not pitch in a Major League game during the spring and was placed on the 15-day disabled list March 29 retroactive to March 21 with right shoulder tendinitis... made two rehab appearances for Single-A Stockton at Visalia on April 3 and 5 (1.2 ip, 2 h, 2 r, 2 er, 2 bb, 2 so, 1 hr, 10.80 ERA)

and was reinstated from the DL April 7...did not allow a run in eight of his nine appearances with the A's in April (9.1 ip, 2 h, 1 r, 1 er, 7 bb, 11 so, 0.96 ERA)...now has a 1.15 ERA (4 er in 31.1 ip) in 29 career appearances in April...had his first of five three-strikeout games April 18 against Houston...tossed a season-high 2.0 scoreless innings April 29 at Texas (also May 5 against Seattle and June 20 against Boston), which matches his career-high...allowed three runs over his first three appearances in May (9.00 ERA) before going on the disabled list a second time May 9 retroactive to May 8 with a strained right forearm...made one rehab appearance with Stockton May 31 against Modesto (1.0 ip) and was reinstated from the DL June 3...allowed six runs in 7.1 innings over his first eight games following his return (7.36 ERA, .355 opponents batting average)...yielded a season-high three hits June 16 against Texas...also surrendered his third home run of the season in that game...it would be his last home run of the season as he finished the year with a 36-game, 33.1-inning, 125-batter homerless streak...tossed 1.0 scoreless innings June 27 at Miami to begin a 20.0-inning scoreless streak that ran through Aug. 12...opponents went 7-for-65 (.108) over that stretch and he walked just three while hitting a batter for a .159 on-base percentage...yielded one extra base hit (a double) for a .123 slugging percentage...allowed 2-of-8 (25.0%) inherited runners to score...the scoreless streak was the second longest of his career to his 24.0-inning streak from Sept. 28, 2011-May 27, 2012...recorded his only save of the season June 29 at Miami when he retired the final four batters in the A's 4-3 win...retired 16 consecutive hitters from July 25 to Aug. 5...did not allow a run in 12 games and 11.0 innings in July while holding opponents to a .111 batting average...had a 2.27 ERA in 41 games entering play Aug. 14 at Kansas City...allowed a season-high three runs without retiring a batter that day against the Royals for his first blown save of the season...that started a season-ending stretch where he allowed at least one run in five of his final 13 games...had two losses, two blown saves and a 7.84 ERA over that stretch...made the 200th appearance of his career Aug. 27 at Houston but allowed two runs for the blown save in a game the A's would come back to win 5-4...finished August with a 6.10 ERA and .189 opponents batting average in 12 appearances...issued a career-high tying three walks Sept. 7 against Houston (third time).

LIFETIME PITCHING RECORD

Year	Club	W	L	ERA	G	GS	CG	SHO	SV	IP	H	R	ER	HR	HB	BB	IBB	SO	WP	BK
2008	Yakima	2	2	4.64	7	7	0	0	0	33.0	37	25	17	4	5	11	0	23	1	0
2009	South Bend	11	11	3.66	25	25	0	0	0	142.2	140	71	58	5	10	44	0	103	7	1
2010	Visalia	4	7	4.24	20	20	0	0	0	108.1	110	62	51	3	13	36	0	100	8	1
	Reno	0	0	10.80	1	1	0	0	0	5.0	7	6	6	1	2	2	0	5	0	1
	Mobile	1	1	2.89	3	3	0	0	0	18.2	13	7	6	1	1	10	0	12	1	0
2011	Mobile	1	4	2.25	34	0	0	0	13	44.0	28	12	11	2	2	14	2	50	3	0
	ARIZONA	0	1	7.04	12	0	0	0	0	7.2	11	6	6	0	0	8	0	7	1	1
	Reno	0	1	2.12	14	0	0	0	6	17.0	13	6	4	0	1	8	1	12	4	0
2012	OAKLAND	6	2	2.09	71	0	0	0	14	73.1	42	18	17	4	4	27	4	80	4	0
2013	OAKLAND	6	4	2.54	71	0	0	0	2	67.1	62	22	19	2	4	25	1	67	7	0
2014	Stockton	0	0	6.75	3	0	0	0	0	2.2	2	2	2	1	0	2	0	2	0	0
	OAKLAND	1	3	3.42	54	0	0	0	1	50.0	32	19	19	3	2	22	1	50	3	0
AL Totals		13	9	2.60	196	0	0	0	17	190.2	136	59	55	9	10	74	6	197	14	0
NL Totals		0	1	7.04	12	0	0	0	0	7.2	11	6	6	0	0	8	0	7	1	1
ML Totals		13	10	2.77	208	0	0	0	17	198.1	147	65	61	9	10	82	6	204	15	1

WILD CARD RECORD

Year	Club/Opp.	W	L	ERA	G	GS	CG	SHO	SV	IP	H	R	ER	HR	HB	BB	IBB	SO	WP	BK
2014	OAK vs. KC																			

(Did not pitch)

DIVISION SERIES RECORD

Year	Club/Opp.	W	L	ERA	G	GS	CG	SHO	SV	IP	H	R	ER	HR	HB	BB	IBB	SO	WP	BK
2012	OAK vs. DET	1	0	8.10	4	0	0	0	0	3.1	4	3	3	0	1	1	0	4	1	0
2013	OAK vs. DET	0	0	27.00	1	0	0	0	0	0.2	1	2	2	0	0	1	0	1	0	0
Totals		1	0	11.25	5	0	0	0	0	4.0	5	5	5	0	1	2	0	5	1	0

ALL-STAR GAME RECORD

Year	Club/Site	W	L	ERA	G	GS	CG	SHO	SV	IP	H	R	ER	HR	HB	BB	IBB	SO	WP	BK
2012	AL/K.C.	0	0	0.00	1	0	0	0	0	1.0	0	0	0	0	0	0	0	2	0	0

Low Hit Complete Game: None
Innings Pitched: 2.0 (eight times), last: June 20, 2014 vs. Boston
Strikeouts: 4 (twice), last: August 24, 2012 at Tampa Bay
Pitches: 33, August 11, 2013 at Toronto
Longest Winning Streak: 5, July 18, 2012 to April 9, 2013
Longest Losing Streak: 2 (three times), last: August 28, 2014 to present
Longest Scoreless Streak: 24.0, September 28, 2011 to May 27, 2012

COCO CRISP

4



OUTFIELDER

Height/Weight: 5-10 / 185 **Bats/Throws:** Switch / Right
Birthdate: November 1, 1979 **End of Season Age:** 34
Birthplace/Resides: Los Angeles, California / Rancho Mirage, California
Major League Service: 11 years, 158 days
Obtained: Re-signed as a free agent, January 5, 2012
Contract Status: Third year of a five-year contract through 2016 with a vesting option for 2017

2014 HIGHLIGHTS

Batted .246 in 126 games but added a career-high 66 walks for a .336 on-base percentage...stole 19 bases, which marked his 12th consecutive season with 10 or more stolen bases...is one of four Major Leaguers to steal 10 or more bases in each of the last 12 seasons (Jose Reyes, Jimmy Rollins, Ichiro Suzuki)...was caught stealing five times for a stolen base percentage of 79.2... is now 160-for-186 (86.0%) in five seasons with Oakland, which is the best percentage in Athletics history...the 160 stolen bases rank fourth in Oakland history and 10th in Athletics history...his batting average and slugging percentage (.363) were his lowest in his five seasons with the A's...ranked third in the American League in at bats per grounded into double play (154.3)...batted .239 with a .337 on-base percentage and .384 slugging percentage over his first 40 games, .363 with a .451 on-base percentage and .540 slugging percentage over his next 32 games from May 29 to July 8 and .189 with a .272 on-base percentage and .255 slugging percentage over his final 54 games...hit .291 with seven home runs, 31 RBI and 16 stolen bases in 73 games before the All-Star Break compared to .191 with two home runs, 16 RBI and three stolen bases in 53 games after the break...had the lowest post-ASB slugging percentage in the AL (.258) and the fourth lowest batting average...appeared exclusively in center field on defense where he played 111 games, including 101 starts...did not have an assist...his games played were the most in the majors, the most in Athletics history and 10th most in ML history among outfielders with no assists...also hit .185 in 12 games as the designated hitter and was 2-for-7 (.286) with four walks as a pinch hitter...tied for fourth in the AL in pinch walks...is now 6-for-16 (.375) with seven walks (.565 on-base percentage) in the pinch in five seasons with the A's...the switch-hitter batted .256 (80-for-313) against right-handed pitching compared to .227 (34-for-150) against left-handers...hit .274 in Oakland, .218 on the road...had the sixth lowest road batting average in the AL...made each of his 113 starts batting leadoff, which led the A's...led AL leadoff hitters in walks (62)...led off an inning with a walk 23 times, which was the most in the AL...led off the game with a home run twice and now has 15 career lead-off home runs, including 13 as an Athletic...the 13 lead-off home runs are tied with Bert Campaneris for third most in Athletics history behind Rickey Henderson (43) and Eddie Joost (19)...was not hit by a pitch for the third consecutive season and his streak of 476 consecutive games without being hit by a pitch is the longest in Oakland history...it is the longest by an Athletic since Whitey Whitt had a 504-game streak from Aug. 25, 1916-Oct. 1, 1921... was last hit by a pitch May 9, 2011 at Texas (by C.J. Wilson)...has been hit by a pitch just five times in 5990 career plate appearances...in ML history, the only player with more plate appearances and five or fewer hit by pitches is Sammy West, who was hit five times in 6972 plate appearances from 1927-42...

ATHLETICS CAREER STOLEN BASE LEADERS

1.	Rickey Henderson	867
2.	Bert Campaneris	566
3.	Eddie Collins	377
4.	Billy North	232
5.	Harry Davis	223
6.	Topsy Hartzell	195
7.	Rube Oldring	187
8.	Danny Murphy	185
9.	Frank Baker	172
10.	Coco Crisp	160

collected two bases loaded triples and now has three in his five seasons with the A's, which is an Oakland record...has four in his career...had the eighth highest percentage of pitches taken in the AL (60.8%).

OAKLAND: Was on his 10th Opening Day roster (2004-09, 11-14), his fourth straight with the A's, and made his ninth career Opening Day start, his fourth straight with the A's...hit his first career game-ending home run April 3 against Seattle...also drew a season-high three walks... committed his first error of the season April 18,

snapping a 145-game errorless streak, which was fifth longest in Oakland history by an outfielder...it was his first error since Aug. 23, 2012...had his first two-steal game of the season April 21 against Texas...also had his first of six three-hit games in that contest against the Rangers...was batting .278 with a .393 on-base percentage over his first 22 games through the end of April...had seven steals but stole just 12 bases over his final 104 contests...his second at bat May 18 at Cleveland was the 5000th of his career...had a season-high 11-game hitting streak from May 26 to June 7...went 15-for-39 (.385) with 10 runs, five doubles and a home run during the streak...had season highs in runs (3) and RBI (3) June 15 against New York (AL)...had a walk-off RBI single June 21 against Boston...it was his fifth regular season walk-off RBI with the A's and the seventh of his career...batted .346 with three home runs and 13 RBI in 22 games in June, his best single-month average of 2014...then hit .208 in July and .191 in August...led off the game with a home run July 2 at Detroit...a 2-for-4 performance July 8 against San Francisco lifted his average to .295...then went 8-for-37 (.110) over his next 20 games through Aug. 16 to drop his average to .253...missed eight games from July 27 to Aug. 3 with a strained neck and went 5-for-43 (.116) over his first 12 games following his return...led off the game with a home run for a second time Aug. 22 against Los Angeles (AL)...did not steal a base in August, which marks the first time in his career he did not steal a base in a month in which he played at least three games...has one stolen base in 44 games in August over the last two seasons...missed five games from Aug. 30 to Sept. 3 with a strained neck...finished August with a .191 batting average in 23 games and then batted .215 in September...stole second base in the seventh inning Sept. 5 against Houston to snap a career-high streak of 31 consecutive games without a stolen base...it was his first steal since July 8 against San Francisco... stole two bases the next day against the Astros, his 33rd career multi-steal game...matched his season-high with three walks Sept. 25 at Texas...the second walk was the 500th of his career...grounded into a double play Sept. 26 at Texas, snapping an Oakland record streak of 414 consecutive at bats without a GIDP...broke the previous mark of 390 by Reggie Jackson from Aug. 27, 1974 to July 5, 1975...it was the longest streak by an Athletic since Bert Campaneris set the franchise record with a streak of 440 from June 2, 1965 to April 26, 1966...it was his first GIDP since April 22 against Texas...had another GIDP two days later...went hitless in each of the final three games (0-for-13), the only time he went hitless in more than two straight games in 2014...went 2-for-6 in the Wild Card game at Kansas City Sept. 30 and has started all 11 of the A's postseason games over the last three years in center field (13-for-46, .282).

ATHLETICS CAREER STOLEN BASE PERCENTAGE LEADERS

PLAYER	SB	SBA	SB%
1. Coco Crisp (2010-14)	160	186	86.0%
2. Stan Javier (1986-95)	103	120	85.8%
3. Rajai Davis (2008-10)	116	145	80.0%
4. Rickey Henderson (1979-98)	867	1086	79.8%
5. Davey Lopes (1982-84)	62	78	79.5%
Jose Tartabull (1962-70)	62	78	79.5%

(min. 75 stolen base attempts)

LIFETIME PLAYING RECORD

Year	Club	AVG.	G	AB	R	H	2B	3B	HR	RBI	SH	SF	HP	BB	SO	SB	CS	SLG	OBP	E
1999	Johnson City	.258	65	229	55	59	5	4	3	22	8	2	2	44	41	27	5	.354	.379	24
2000	New Jersey	.239	36	134	18	32	5	0	0	14	5	0	1	11	22	25	3	.276	.301	2
	Peoria	.276	27	98	14	27	9	0	0	7	4	0	0	16	15	7	3	.367	.377	0
2001	Potomac	.306	139	530	80	162	23	3	11	47	7	1	1	52	64	39	21	.423	.368	6
2002	New Haven	.301	89	355	61	107	16	1	9	47	5	1	0	36	56	26	10	.428	.365	3
	Akron	.406	7	32	9	13	1	0	1	4	1	0	0	3	3	4	0	.531	.457	0
	CLEVELAND	.260	32	127	16	33	9	2	1	9	3	2	0	11	19	4	1	.386	.314	1
2003	Buffalo	.238	4	21	3	5	1	0	0	2	0	0	0	0	2	1	0	.286	.238	0
	Buffalo	.360	56	225	42	81	19	6	1	24	9	2	5	26	24	20	8	.511	.434	3
	CLEVELAND	.266	99	414	55	110	15	6	3	27	7	3	0	23	51	15	9	.353	.302	1
2004	CLEVELAND	.297	139	491	78	146	24	2	15	71	9	2	0	36	69	20	13	.446	.344	4
2005	CLEVELAND	.300	145	594	86	178	42	4	16	69	13	5	0	44	81	15	6	.465	.345	5
2006	BOSTON	.264	105	413	58	109	22	2	8	36	7	0	1	31	67	22	4	.385	.317	1
	Pawtucket	.333	1	3	0	1	0	0	0	2	0	0	0	1	0	0	0	.333	.500	0
2007	BOSTON	.268	145	526	85	141	28	7	6	60	9	5	1	50	84	28	6	.382	.330	1
2008	BOSTON	.283	118	361	55	102	18	3	7	41	8	4	1	35	59	20	7	.407	.344	2
2009	KANSAS CITY	.228	49	180	30	41	8	5	3	14	4	1	1	29	23	13	2	.378	.336	3
2010	Stockton	.833	2	6	2	5	0	1	1	3	0	0	0	1	0	0	0	1.667	.857	0
	OAKLAND	.279	75	290	51	81	14	4	8	38	3	5	0	30	49	32	3	.438	.342	2
	Sacramento	.591	6	22	7	13	2	1	0	5	0	0	0	2	3	2	1	.773	.625	0
2011	OAKLAND	.264	136	531	69	140	27	5	8	54	4	6	1	41	65	49	9	.379	.314	1
2012	OAKLAND	.259	120	455	68	118	25	7	11	46	6	2	0	45	64	39	4	.418	.325	3
2013	OAKLAND	.261	131	513	93	134	22	3	22	66	2	8	0	61	65	21	5	.444	.335	0
2014	OAKLAND	.246	126	463	68	114	21	3	9	47	1	6	0	66	66	19	5	.363	.336	3
ML Totals		.270	1420	5358	812	1447	275	53	117	578	76	49	5	502	762	297	74	.407	.330	27

WILD CARD RECORD

Year	Club/Opp.	AVG.	G	AB	R	H	2B	3B	HR	RBI	SH	SF	HP	BB	SO	SB	CS	SLG	OBP	E
2014	OAK vs. KC	.333	1	6	1	2	0	0	0	1	0	0	0	0	3	0	0	.333	.333	0

DIVISION SERIES RECORD

Year	Club/Opp.	AVG.	G	AB	R	H	2B	3B	HR	RBI	SH	SF	HP	BB	SO	SB	CS	SLG	OBP	E
2007	BOS vs. LAA	.200	3	10	0	2	0	0	0	2	0	0	0	1	3	1	0	.200	.273	0
2008	BOS vs. LAA	.250	2	4	2	1	0	0	0	0	0	0	0	1	0	1	0	.250	.400	0
2012	OAK vs. DET	.182	5	22	3	4	0	0	1	2	0	0	0	0	2	0	0	.318	.182	1
2013	OAK vs. DET	.389	5	18	4	7	2	1	0	2	0	1	0	3	2	1	0	.611	.455	0
Totals		.259	15	54	9	14	2	1	1	6	0	1	0	5	7	3	0	.389	.317	1

LEAGUE CHAMPIONSHIP SERIES RECORD

Year	Club/Opp.	AVG.	G	AB	R	H	2B	3B	HR	RBI	SH	SF	HP	BB	SO	SB	CS	SLG	OBP	E
2007	BOS vs. CLE	.143	7	21	2	3	1	0	0	0	0	0	0	0	6	1	0	.190	.143	0
2008	BOS vs. TB	.450	5	20	2	9	2	0	0	1	0	0	0	4	3	0	0	.550	.542	0
Totals		.293	12	41	4	12	3	0	0	1	0	0	0	4	9	1	0	.365	.356	0

WORLD SERIES RECORD

Year	Club/Opp.	AVG.	G	AB	R	H	2B	3B	HR	RBI	SH	SF	HP	BB	SO	SB	CS	SLG	OBP	E
2007	BOS vs. COL	.500	3	2	1	1	0	0	0	0	0	0	0	0	0	0	0	.500	.500	0

CRISP'S CAREER HIGHS

Hits: 4 (13 times), last: September 27, 2013 at Seattle. Also had 4 hits in Game 4 of the 2013 ALDS at Detroit
Home Runs: 2 (three times), July 25, 2012 at Toronto; August 24, 2011 at New York (AL); June 18, 2007 at Atlanta
Runs Batted In: 5 (five times), last: August 19, 2012 vs. Cleveland
Stolen Bases: 4, August 6, 2011 at Tampa Bay; 3 (four times), last: June 19, 2012 vs. Los Angeles (NL); 2 (28 times), last: September 6, 2014 vs. Houston
Hitting Streak: 14, July 27 to August 13, 2004
Hitless Streak (At Bats): 23 (twice), last: May 21 to June 1, 2008
Game Ending RBI: 7, June 21, 2014 vs. Boston (single); April 3, 2014 vs. Seattle (home run); August 3, 2012 vs. Toronto (sacrifice fly); July 22, 2012 vs. New York-AL (single); July 3, 2012 vs. Boston (sacrifice fly); August 14, 2007 vs. Tampa Bay (single); May 1, 2004 vs. Baltimore (single). Also had a single in Game 4 of the 2012 ALDS vs. Detroit
Grand Slams: 2, July 5, 2007 vs. Tampa Bay (J.P. Howell); July 27, 2004 vs. Detroit (Gary Knotts)
Pinch-Hit Home Runs: None.
Inside-The-Park Home Runs: 1, July 4, 2005 vs. Detroit (Game 2) (Fernando Rodney)
Lead Off Home Runs: 15, August 22, 2014 vs. Los Angeles-AL (Hector Santiago); July 2, 2014 at Detroit (Justin Verlander); September 1, 2013 vs. Tampa Bay (Jamey Wright); August 21, 2013 vs. Seattle (Hisashi Iwakuma); June 11, 2013 vs. New York-AL (CC Sabathia); June 3, 2013 at Milwaukee (Marco Estrada); April 5, 2013 at Houston (Brad Peacock); September 28, 2012 vs. Seattle (Blake Beavan); September 1, 2012 vs. Boston (Felix Doubront); July 3, 2012 vs. Boston (Jon Lester); June 27, 2012 at Seattle (Kevin Millwood); April 20, 2011 vs. Boston (Clay Buchholz); September 6, 2010 vs. Seattle (Jason Vargas); August 18, 2003 vs. Tampa Bay (Rob Bell); August 6, 2003 vs. Seattle (Joel Pineiro). Also had a leadoff home run in Game 1 of the 2012 ALDS at Detroit (Justin Verlander).

JOSH DONALDSON

20

THIRD BASEMAN

Height/Weight: 6-0 / 221

Bats/Throws: Right / Right

Birthdate: December 8, 1985

End of Season Age: 28

Birthplace/Resides: Pensacola, Florida / Daphne, Alabama

Major League Service: 2 years, 158 days

Obtained: Acquired from the Chicago Cubs with pitcher Sean Gallagher, infielder Eric Patterson and outfielder Matt Murton for pitchers Rich Harden and Chad Gaudin, July 8, 2008

Contract Status: First year of a one-year contract through 2014.



2014 HIGHLIGHTS

Was elected to his first American League All-Star team and batted .255 with 29 home runs and 98 RBI in 158 games...ranked sixth in the AL in walks (76), eighth in runs (93), tied for ninth in home runs and games played and tied for 10th in RBI and extra base hits (62)...led the A's in runs, hits (155), doubles (31), home runs, RBI, walks, games and at bats (608)...had career highs in runs, home runs, RBI, stolen bases (8), hit by pitches (7), at bats and strikeouts (130)...matched his high in games and walks...was a perfect 8-for-8 in stolen base attempts and is now 17-for-20 (85.0%) in his career...hit .284 with 16 home runs and 49 RBI over his first 58 games, .144 with three home runs and 14 RBI over his next 30 games from June 5 to July 9 and .279 with 10 home runs and 35 RBI over his final 70 games...batted .275 with 14 home runs in 153 at bats against left-handed pitching (10.9 at bats per home run) compared to .248 with 15 home runs in 455 at bats against right-handers (30.3 at bats per home run)...his 14 home runs off lefties were the most in the majors and the most by an Athletic since Mark McGwire also had 14 in 1995...slugged .627 against left-handers, which ranked fifth in the AL, compared to .398 against righties...has hit 30 of his 63 career home runs off left-handed pitching for a .581 slugging percentage...has a .408 career slugging percentage off right-handers...is tied for the ML lead with 29 home runs off lefties over the last three years...batted .299 with runners in scoring position, including .362 with RISP and two outs...ranked third in the AL in batting with RISP and two outs...now has a .311 (108-for-347) career average with RISP, which is the best in Oakland history among players with 400 or more plate appearances with RISP...hit .291 with runners on base compared to .229 with the bases empty...his career splits are .313 (197-for-629) with runners on, .235 (203-for-864) with the bases empty...hit 14 of his 29 home runs with runners on base (four three-run, 10 two-run)...31 of his 63 career home runs have come with runners on...led Major League third baseman in doubles plays (43), total chances (482) and assists (328) and ranked second in putouts (131) and errors (23)...his .952 fielding percentage was fourth lowest among AL qualifiers...the 43 double plays tied the Oakland record for a third baseman (Eric Chavez, 2006) and tied for second most in Athletics history (46 by Sammy Hale, 1927)...the total chances tied for second most in Oakland history and the assists ranked third...the errors tied for third and were the

most since Wayne Gross had 27 in 1977...now has 376 career games at third base, which is sixth most in Oakland history...led ML third basemen in home runs (27) and ranked second in RBI (95) and walks (71)...ranked fourth in the AL in RBI in the seventh inning or later (36) and tied for fourth in home runs (11)...13 of his home runs put the A's ahead...18 came on the road, which tied for fourth in the AL...hit .147 in nine games at designated hitter and was 1-for-3 (.333) as a pinch hitter...made a team-leading 112 starts batting third in the order and hit .268 in those games...batted .223 in all other spots in the order...tied for seventh in the AL in plate appearances (695) and ranked eighth in pitches seen (2710).

OAKLAND: Was 2-for-4 in an Opening Day start at third base, but then went 0 for his next 20, which was the longest hitless streak of his career at the time...followed that with his first of two 10-game hitting streaks in 2014 from April 6 to 16 (16-for-48, .333)...reached base safely via hit or walk in a career-high 29 consecutive games from April 6 through the first game of the May 7 doubleheader...hit .303 with 24 runs, 10 doubles, seven home runs, 24 RBI, 16 walks and a hit by pitch (1 sf, .387 on-base percentage) during the streak, which was the longest by an Athletic over the last six years...scored a run in a career-high eight consecutive games from April 12 to 20...committed an error in four of five games from April 15 to 20...had his first career two-homer game April 24 at Houston...his second came May 30 against Los Angeles (AL) and he added a third Aug. 12 at Kansas City...finished April with seven home runs and 23 RBI in 27 games and then hit eight home runs and drove in 23 runs in 27 games in May...homed in three consecutive games for the second time in his career May 12-16 (also: Aug. 29-31, 2012)...went 1-for-2 with three walks and scored a career-high four runs May 18 at Cleveland...hit his second career walk-off home run May 28 against Detroit...scored 26 runs in May, which tied for the Major League lead and matched the most in Oakland history in the month of May...went 0-for-5 June 3 at New York, snapping his 47-game streak of reaching base safely as a third baseman...that was the longest such streak by an Athletics third baseman since at least 1914...it also snapped his streak of 30 consecutive games reaching base safely on the road dating back to Sept. 28, 2013...that was the longest such streak by an Athletic since Mark McGwire had a 55-game streak from Sept. 3, 1995 to July 26, 1996...had 17 home runs and 50 RBI in 60 games through June 6, 12 home runs and 48 RBI over his final 98 games beginning June 7...had a career-high 0-for-33 streak from June 6 to 15, which tied for the seventh longest hitless streak in Oakland history...struck out four times in a game for the first time in his career June 7 at Baltimore...committed three errors June 9 at Los Angeles (AL) to become the fourth third baseman in Oakland history with three or more errors in a game...the last was Marco Scutaro, who had an Oakland record four on July 6, 2007 against Seattle...had a season-best 24-game errorless streak from June 18 to July 19...was named to his first AL All-Star team and went 0-for-2 with a strikeout as the starting third baseman in the game at Minnesota...became the first Athletic to be elected by the fans since Jason Giambi in 2000 (first base)...received 3,684,820 votes, which was more than 1.1 million ahead of second place Adrian Beltre...is the first A's third baseman to go to the All-Star game since Carney Lansford in 1988...is the fifth Athletic to start at third base in an All-Star Game (Jimmie Foxx, 1934-35; Pinky Higgins, 1936; Jim Finigan, 1955; Sal Bando, 1969)...also participated in the Home Run Derby and lost in a tie breaker to teammate Yoenis Céspedes in the first round...hit his second walk-off home run of the season and third of his career July 18 against Baltimore...was batting .239 entering play July 20...then hit .318 through the end of August to lift his average to .259...committed an error in three consecutive games from July 20 to 23...had his second 10-game hitting streak of the season from Aug. 4 to 13 (14-for-35, .400)...finished August with a .313 batting average, which was his best single-month mark of 2014...however, had just three home runs and 12 RBI in 28 games...now has a .309 (80-for-259) career batting average in August, which is his best for any month of the season...went 0-for-5 with four strikeouts Sept. 8 at Chicago (AL)...it was the second four-strikeout game of the season and his career...then had a 5-for-6, four-RBI performance the next night against the White Sox...the five hits were a career high and tied the Oakland record (31st time, last: Hideki Matsui at New York-AL, July 24, 2011)...had his third walk-off home run of the season and the fourth of his career Sept. 21 against Philadelphia...the three walk-off home runs led the majors and tied the Athletics single season record (Jackson, 1971; Kingman, 1986; Stairs, 1999)...it was his sixth career walk-off hit...went 2-for-5 in the Wild Card game at Kansas City Sept. 30 and has started all 11 of the A's postseason games over the last three years at third base.

LIFETIME PLAYING RECORD

Year	Club	AVG.	G	AB	R	H	2B	3B	HR	RBI	SH	SF	HP	BB	SO	SB	CS	SLG	OBP	E
2007	AZL Cubs	.182	4	11	1	2	2	0	0	0	0	0	0	2	4	0	1	.364	.308	1
	Boise	.346	49	162	37	56	11	2	9	35	0	1	2	37	34	6	2	.605	.470	4
2008	Peoria	.217	63	235	27	51	13	0	6	23	0	0	2	17	41	7	1	.349	.276	8
	Stockton	.330	47	188	37	62	13	2	9	39	0	0	2	17	29	0	2	.564	.391	10
2009	Midland	.270	124	455	67	123	37	1	9	91	3	2	1	80	92	7	2	.415	.379	20
2010	Sacramento	.238	86	294	52	70	14	1	18	67	0	7	2	45	79	3	1	.476	.336	9
	OAKLAND	.156	14	32	1	5	1	0	1	4	0	0	0	2	12	0	0	.281	.206	2
2011	Sacramento	.261	115	444	79	116	28	0	17	70	0	2	6	51	100	13	4	.439	.344	20
2012	OAKLAND	.241	75	274	34	66	16	0	9	33	0	1	5	14	61	4	1	.398	.289	13
	Sacramento	.335	51	209	38	70	12	2	13	45	0	1	1	23	34	5	2	.598	.402	5
2013	OAKLAND	.301	158	579	89	174	37	3	24	93	1	6	6	76	110	5	2	.499	.384	16
2014	OAKLAND	.255	158	608	93	155	31	2	29	98	0	4	7	76	130	8	0	.456	.342	23
ML Totals		.268	405	1493	217	400	85	5	63	228	1	11	18	168	313	17	3	.458	.347	54

WILD CARD RECORD

Year	Club/Opp.	AVG.	G	AB	R	H	2B	3B	HR	RBI	SH	SF	HP	BB	SO	SB	CS	SLG	OBP	E
2014	OAK vs. KC	.400	1	5	1	2	0	0	0	0	0	0	0	1	2	0	0	.400	.400	0

DIVISION SERIES RECORD

Year	Club/Opp	AVG.	G	AB	R	H	2B	3B	HR	RBI	SH	SF	HP	BB	SO	SB	CS	SLG	OBP	E
2012	OAK vs. DET	.294	5	17	1	5	1	0	0	0	0	0	0	1	4	0	0	.353	.333	0
2013	OAK vs. DET	.143	5	21	0	3	0	0	0	0	0	0	0	1	8	0	0	.143	.182	0
Totals		.211	10	38	1	8	1	0	0	0	0	0	0	2	12	0	0	.237	.250	0

ALL-STAR GAME RECORD

Year	Club/Site	AVG.	G	AB	R	H	2B	3B	HR	RBI	SH	SF	HP	BB	SO	SB	CS	SLG	OBP	E
2014	AL/Min.	.000	1	2	0	0	0	0	0	0	0	0	0	0	1	0	0	.000	.000	0

DONALDSON'S CAREER BESTS

Hits: 5, September 9, 2014 at Chicago (AL)

Home Runs: 2 (three times), August 12, 2014 at Kansas City; May 30, 2014 vs. Los Angeles (AL); April 24, 2014 at Houston

Runs Batted In: 5, May 18, 2012 at San Francisco

Stolen Bases: 1 (17 times), last: August 25, 2014 at Houston

Hitting Streak: 11, September 3 to 15, 2013

Hitless Streak (At Bats): 33, June 6 to 15, 2014

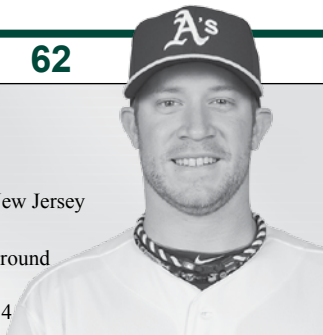
Game Ending RBI: 6, September 21, 2014 vs. Philadelphia (home run); July 18, 2014 vs. Baltimore (home run); May 28, 2014 vs. Detroit (home run); September 17, 2013 vs. Los Angeles-AL (single); July 14, 2013 vs. Boston (single); April 12, 2013 vs. Detroit (home run).

Grand Slams: 1, June 7, 2013 at Chicago-AL (Chris Sale)

Pinch-Hit Home Runs: None.

Inside-The-Park Home Runs: None.

Lead Off Home Runs: None.

**LEFT-HANDED PITCHER****Height/Weight:** 6-3 / 212**Bats/Throws:** Left / Left**Birthdate:** September 26, 1986**End of Season Age:** 28**Birthplace/Resides:** Rapid City, South Dakota / Tabernacle, New Jersey**Major League Service:** 2 years, 122 days**Obtained:** Selected as a compensation pick following the first round (41st selection overall) of the 2007 First-Year Player Draft**Contract Status:** First year of a one-year contract through 2014**2014 HIGHLIGHTS**

Took over as the A's closer in May in just his third professional season as a pitcher and saved a team-leading 22 games...set an Athletics record for saves by a left-hander, breaking the previous mark of 17 set by Alan Embree in 2007...had three career saves entering the season...walked just eight batters in 62.2 innings and struck out 89...his strikeout-to-walk ratio of 11.13 was the highest among Major League relievers...based on a minimum of 60 innings pitched, it was second highest in Athletics history (Eckersley, 18.25 in 1990) and tied for sixth highest in the majors since 1900...averaged 1.15 walks per nine innings, which ranked third among American League relievers and fifth lowest in Athletics history among pitchers with 60 or more innings...averaged 12.78 strikeouts per nine innings, which was the best in Athletics history using the 60 inning minimum...had a career-high 89 strikeouts, which ranked ninth among AL relievers...led ML relievers with a .197 opponents on-base percentage...ranked seventh among AL relievers in opponents batting average (.169) and ninth in slugging percentage (.262)...the on-base percentage was third lowest in Oakland history by a reliever and the batting average ranked eighth...converted 22-of-26 (84.6%) save opportunities...ranked seventh in the AL in save percentage and 10th in saves...was 2-4 with a 2.73 ERA in 61 games...his opponents batting average included a .118 (9-for-76) mark against left-handed hitters compared to .195 (29-for-149) against right-handers...allowed all five of his home runs and issued all eight of his walks to righties...has not allowed a home run to a lefty since April 28, 2013 (Davis, BAL) and has not walked a lefty since Aug. 16, 2013 (Brantley, CLE)...yielded a .235 batting average with runners in scoring position but that dropped to .067 with RISP and two outs...opponents hit .080 with two strikes...first batters faced hit .153 with one walk (.164 on-base percentage)...had the second lowest first batter on-base percentage in the AL and fourth lowest by an A's reliever since 1974...ranked 10th in opponents batting average (.153) and tied for 10th in first batter strikeouts (22)...has a .186 (31-for-167) batting average and .217 (seven walks, one sacrifice) on-base percentage against first batters in his career...allowed 2-of-12 (16.7%) inherited runners to score and has allowed just 7-of-66 (10.6%) to score in his career...the career mark is the lowest in the majors since he made his debut in 2012...struck out 63 and walked two in 43.2 innings before the All-Star Break (31.50 so/bb ratio)...fanned 26 and issued six walks in 19.0 innings after the break (4.33 so/bb ratio)...had a 6.00 ERA in the eighth inning, a 2.29 ERA in the ninth inning or later...had a 1.72 ERA and .135 opponents batting average in 34 games in Oakland compared to a 4.15 ERA and .212 opponents average in 27 games on the road...now has a 2.32 ERA (26 er in 101.0 ip) in 96 career appearances in Oakland compared to 3.81 (33 er in 78.0 ip) in 79 games on the road...compiled a 1.29 ERA in 20 day games, a 3.46 ERA in 41 night games...stranded all seven of his inherited runners during day games and has allowed 1-of-19 to score in his career...converted each of his nine save opportunities and logged a 0.57 ERA in 16 games against AL East competition...is 10-for-10 in save chances against the East in his career...compiled a 1.00 ERA and did not walk a batter in seven interleague games (9.0 ip)...did not walk a batter in 16 outings on no days rest (15.2 ip)...the opponents number nine hitter was 1 for 24 (.042) off him...pitched at least one inning in 54 of his 61 appearances.

MLB HIGHEST STRIKEOUT-TO-WALK RATIO

RATIO	PLAYER	SO	BB
18.25	Dennis Eckersley, 1990 (OAK)	73	4
12.83	Mariano Rivera, 2008 (NYY)	77	6
12.00	Edward Mujica, 2010 (SD)	72	6
11.63	Phil Hughes, 2014 (MIN)	186	16
11.22	Koji Uehara, 2013 (BOS)	101	9
11.13	Sean Doolittle, 2014 (OAK)	89	8
11.13	Rafael Betancourt, 2010 (COL)	89	8

(since 1900, min. 60 ip)

OAKLAND: Tossed a season-high 2.0 innings April 3 against Seattle, a mark he would match May 10 against Washington, June 10 at Los Angeles (AL) and Sept. 21 against Philadelphia...agreed to terms on a five-year contract through the 2018 season with club options for 2019 and 2020, April 18...was charged with two losses over a three-game stretch from April 21 to 26...allowed four runs on four hits and did not retire a batter on the 26th at Houston...the hits matched his career high...had a 6.17 ERA and .280 opponents batting average over his first 12 games through April 26...then did not allow a run over his next 24 games from April 29 through June 27...had a career-high 26.1-inning scoreless streak, which was fourth longest in Oakland history by a reliever...it was an A's season-high and third longest in the AL in 2014...struck out 42 batters during the streak, an average of 14.35 per nine innings...walked just one and allowed six hits for a .072 batting average and .082 on-base percentage...struck out a season-high four batters May 6 against Seattle...allowed his first inherited runner to score May 12 against Chicago (AL)...that snapped a streak where he had stranded 25 consecutive inherited runners dating back to June 22, 2013...nailed down his second save of the season that day against the White Sox, replacing Jim Johnson as the A's closer...converted each of his 10 save opportunities from May 12 to June 25...issued his first walk of the season May 20 at Tampa Bay (Hanigan)...it was his first walk since Aug. 31, 2013 against Tampa Bay, snapping a 30-game, 33.0-inning, 124-game streak without a walk...the 33.0-inning streak was second longest in Oakland history (50.1, Dennis Eckersley, Aug. 17, 1989-June 12, 1990)...went another 16 games and 17.0 innings before issuing his second walk June 30 at Detroit...did not allow a run in 11 games and 12.1 innings in May...held the opposition to a .103 batting average, .122 on-base percentage and .128 slugging percentage...now has a 0.71 ERA (2 er in 25.1 ip) in 23 career appearances in May...allowed just one base runner over a 12-game stretch from June 1 to 27, a Collin Cowgill double June 10 at Los Angeles (AL)...opponents went 1-for-40 (.025) over that stretch...retired 24 consecutive hitters from June 10 to 28...pinch hit June 22 against Boston in the bottom of the 10th inning and grounded out to end the game...it was his first career at bat...became the first A's pitcher to pinch hit since Bob Welch on May 13, 1994 against Kansas City...struck out the side in the ninth inning June 25 at New York (NL) for his 11th save of the season...that began a streak of 22 consecutive games with a strikeout through Sept. 14, which was the second longest streak in Oakland history by a reliever (23, Keith Foulke from June 18 to Aug. 16, 2003)...struck out 33 in 21.1 innings during the streak (13.92 per nine innings)...was charged with the blown save in consecutive outings June 28 at Miami and June 30 at Detroit...allowed five runs on five hits and a walk in 1.1 innings in those two games...then converted each of his next 10 save opportunities from July 3 to Sept. 13...allowed just one run over that stretch (0.53 ERA) and held the opposition to a .150 batting average...was named to the AL All-Star team and entered the game on July 15 at Minnesota to start the eighth inning...struck out Castro, allowed a single to Freeman and fanned Rizzo before he was relieved by Rodney...had a 15.0-inning scoreless streak from July 13 to Sept. 14...walked just three batters and held the opposition to a .135 average...had a 0.96 ERA, .067 opponents batting average and .125 opponents on-base percentage in nine games in July...recorded his 18th save of the season Aug. 8 against Minnesota, breaking Alan Embree's Athletics record for saves by a left-handed pitcher (17 in 2007)...did not allow a run in seven games in August (6.2 ip) before going on the disabled list Aug. 24 with a strained right intercostal...was reinstated Sept. 12 and was 1-1 with two saves, a blown save and a 6.14 ERA over his final seven appearances...allowed a career-high five runs in 0.1 innings Sept. 17 against Texas for the blown save and loss...matched his season-high with four strikeouts Sept. 21 against Philadelphia...was charged with the blown save in the Wild Card game Sept. 30 at Kansas City when he allowed the game-tying sacrifice fly to Aoki in the bottom of the ninth...has pitched in eight of the A's 11 postseason games over the last three years and is 0-1 with three blown saves and a 4.00 ERA (4 er in 9.0 ip)...has 11 strikeouts, which is fifth most in Athletics postseason history by a reliever.

ATHLETICS BESTS (MIN. 60.0 IP)

STRIKEOUT-TO-WALK RATIO

18.25 Dennis Eckersley, 1990
11.13 Sean Doolittle, 2014
 9.67 Dennis Eckersley, 1991
 8.45 Dennis Eckersley, 1992
8.25 Jeff Samardizja, 2014

STRIKEOUTS PER NINE INN.

12.78 Sean Doolittle, 2014
 11.67 Michael Wuerzt, 2009
 10.75 Rich Harden, 2008
 10.75 Dennis Eckersley, 1993
 10.46 Dennis Eckersley, 1992

WALKS PER NINE INNINGS

0.49 Dennis Eckersley, 1990
 0.56 Bill Fischer, 1962
0.97 Jeff Samardizja, 2014
 1.07 Dennis Eckersley, 1991
1.15 Sean Doolittle, 2014

LIFETIME PITCHING RECORD

Year	Club	W	L	ERA	G	GS	CG	SHO	SV	IP	H	R	ER	HR	HB	BB	IBB	SO	WP	BK
2011	Arizona A's	0	0	9.00	1	0	0	0	0	1.0	0	1	1	0	0	1	0	2	0	0
2012	Stockton	0	0	0.87	6	0	0	0	0	10.1	5	2	1	0	2	2	0	21	0	0
	Midland	0	0	0.82	8	0	0	0	1	11.0	2	2	1	0	1	4	0	19	0	0
	Sacramento	0	0	0.00	2	0	0	0	0	3.2	1	0	0	0	0	1	0	8	0	0
	OAKLAND	2	1	3.04	44	0	0	0	1	47.1	40	18	16	3	0	11	1	60	0	0
2013	OAKLAND	5	5	3.13	70	0	0	0	2	69.0	53	24	24	4	2	13	1	60	2	0
2014	OAKLAND	2	4	2.73	61	0	0	0	22	62.2	38	19	19	5	0	8	1	89	0	0
ML Totals		9	10	2.97	175	0	0	0	25	179.0	131	61	59	12	2	32	3	209	2	0

LIFETIME PLAYING RECORD

Year	Club	AVG.	G	AB	R	H	2B	3B	HR	RBI	SH	SF	HP	BB	SO	SB	CS	SLG	OBP	E
2007	Vancouver	.283	13	46	6	13	3	0	0	4	0	0	2	9	10	0	0	.348	.421	1
	Kane County	.233	55	193	23	45	10	0	4	29	0	3	2	24	40	1	0	.347	.320	3
2008	Stockton	.305	86	334	64	102	25	3	18	61	0	4	0	46	99	7	3	.560	.385	4
	Midland	.254	51	201	25	51	15	0	4	30	0	1	0	17	54	1	1	.388	.311	7
2009	Sacramento	.267	28	105	17	28	5	1	4	14	0	0	1	15	23	0	1	.448	.364	0
2010	Sacramento	(Injured — Did not play)																		
2014	OAKLAND	.000	62	1	0	0	0	0	0	0	0	0	0	0	0	0	0	.000	.000	0
ML Totals		.000	62	1	0	0	0	0	0	0	0	0	0	0	0	0	0	.000	.000	-
Minor League Totals		.272	233	879	135	239	58	4	30	138	0	8	5	111	226	9	5	.449	.354	15

WILD CARD RECORD

Year	Club/Opp.	W	L	ERA	G	GS	CG	SHO	SV	IP	H	R	ER	HR	HB	BB	IBB	SO	WP	BK
2014	OAK vs. KC	0	0	4.50	1	0	0	0	0	2.0	2	1	1	0	0	0	0	0	0	0

DIVISION SERIES RECORD

Year	Club/Opp.	W	L	ERA	G	GS	CG	SHO	SV	IP	H	R	ER	HR	HB	BB	IBB	SO	WP	BK
2012	OAK vs. DET	0	0	3.38	3	0	0	0	0	2.2	5	3	1	0	0	0	0	5	0	0
2013	OAK vs. DET	0	1	4.15	4	0	0	0	0	4.1	3	2	2	1	0	2	0	6	0	0
Totals		0	1	3.86	7	0	0	0	0	7.0	8	5	3	1	0	2	0	11	0	0

ALL-STAR GAME RECORD

Year	Club/Site	W	L	ERA	G	GS	CG	SHO	SV	IP	H	R	ER	HR	HB	BB	IBB	SO	WP	BK
2014	AL/Min.	0	0	0.00	1	0	0	0	0	0.2	1	0	0	0	0	0	0	2	0	0

DOOLITTLE'S CAREER BESTS

Low Hit Complete Game: None

Innings Pitched: 2.1, July 2, 2012 vs. Boston

Strikeouts: 5, June 10, 2012 at Arizona

Pitches: 38, June 28, 2012 at Texas

Longest Winning Streak: 4, September 30, 2012 to May 17, 2013

Longest Losing Streak: 4, June 8 to August 14, 2013

Longest Scoreless Streak: 26.1, April 29 to June 27, 2014

FIRST BASEMAN/DESIGNATED HITTER**Height/Weight:** 6-6 / 285 **Bats/Throws:** Left / Right**Birthdate:** November 11, 1979 **End of Season Age:** 34**Birthplace/Resides:** Houston, Texas / The Woodlands, Texas**Major League Service:** 13 years, 74 days**Obtained:** Acquired from the Chicago White Sox with cash for minor league pitcher Nolan Sanburn, August 31, 2014**Contract Status:** Fourth year of a four-year contract through 2014.**2014 HIGHLIGHTS**

Was acquired from the White Sox Aug. 31 and batted .212 with two home runs and 10 RBI in 25 games with Oakland in September...hit .220 with 20 home runs and 54 RBI in 106 games with Chicago and had a .219 batting average, 22 home runs and 64 RBI in 131 games overall...the home runs were the third fewest of his career, but it was his 12th career season with 20 or more home runs...is one of seven active players with at least 12 seasons of 20 or more home runs...now has 462 career home runs, which ranks third among players active in 2014 (Pujols 520, Ortiz 466) and tied with Jose Canseco for 35th in Major League history...passed Dave Kingman (442), Vladimir Guerrero (449), Jeff Bagwell (449) and Carl Yastrzemski (452) in 2014...tied for fourth in the American League in strikeouts (159) and ranked ninth in walks (71)...the walks were his fewest since drawing 38 free passes in 66 games in his rookie season of 2001...the strikeouts were his fewest since 2003 (126)...now has 2379 career strikeouts, which is third most in ML history behind Reggie Jackson (2597) and Jim Thome (2548)...ranks third among active players and tied for 40th in ML history in walks (1317)...was on a team that reached the postseason for the first time in his career but did not play in the A's 9-8, 12-inning loss to Kansas City in the Wild Card game Sept. 30...now has 2,001 career games, which is the most among active players and 14th most in Major League history among players with no postseason games...his .219 batting average matched his best over his last four seasons, but it ranked fourth lowest in the AL this year...hit .230 (85-for-370) with 20 of his 22 home runs and 58 of his 64 RBI against right-handed pitching...batted .153 (9-for-59) against lefties...11 of his 22 home runs gave his team the lead, including both of his home runs with the A's...four of his 10 RBI with the A's gave Oakland the lead and two others tied the game...did not hit a grand slam for the second consecutive season but has 12 in his career, which is tied for 28th all-time...combined to hit .205 in his home ballparks, which was the third lowest home batting average in the AL...started 92 games at designated hitter, including all 17 of his starts with the A's, 22 at first base, three in left field and two in right field...also made his ML debut as a pitcher...hit .225 with 15 home runs and 46 RBI as a designated hitter...ranked fifth among AL designated hitters in home runs and RBI...went 2-for-9 (.222) with a RBI and three walks as a pinch hitter...made 73 starts batting clean-up, 42 hitting fifth, three batting second and one in the six spot...batted .193 with four home runs and nine RBI in 18 interleague games...has 48 career interleague home runs, which is tied for eighth all-time...ranks eighth in walks (120) but holds the record for most interleague strikeouts (258)...ranked fourth in the AL in pitches per plate appearance (4.29)...had the lowest percentage of pitches put in play

MAJOR LEAGUE BASEBALL ALL-TIME LEADERS**HOME RUNS**

27. Lou Gehrig	493
Fred McGriff	493
29. Stan Musial	475
Willie Stargell	475
31. Carlos Delgado	473
32. Chipper Jones	468
33. David Ortiz	466
34. Dave Winfield	465
35. Adam Dunn	462
Jose Canseco	462

WALKS

32. Jason Giambi	1366
33. Rafael Palmeiro	1353
34. Willie McCovey	1345
35. Todd Helton	1335
36. Eddie Murray	1333
37. Tim Lincecum	1330
38. Manny Ramirez	1329
39. Tony Phillips	1319
40. Adam Dunn	1317
Mark McGwire	1317

STRIKEOUTS

1. Reggie Jackson	2597
2. Jim Thome	2548
3. Adam Dunn	2379
4. Sammy Sosa	2306
5. Alex Rodriguez	2075
6. Andres Galarraga	2003
7. Jose Canseco	1942
8. Willie Stargell	1936
9. Mike Cameron	1901
10. Mike Schmidt	1883

in the AL (12.5%), the third highest percentage of swings that miss (33.8%), the third lowest percentage of swings put in play (31.6%) and the ninth highest percentage of pitches taken (60.5%).

MAJORS: Was Chicago's Opening Day starter at designated hitter March 31 against Minnesota and went 0-for-2 with a walk, sacrifice fly and RBI...it was his 13th career Opening Day start, including his fourth straight at designated hitter (all with the White Sox)...is a .244 (11-for-45) career hitter on Opening Day with eight home runs and 21 RBI...the eight Opening Day home runs are tied with Frank Robinson and Ken Griffey, Jr. for the most in ML history...walked in the bottom of the 11th inning April 2 against the Twins and Garcia scored from third on a wild pitch for a 7-6 win...hit .182 over his first seven games through April 10 but then went 20-for-64 (.313) with 12 walks (.429 on-base percentage) over a 17-game stretch from April 11 to May 3...reached base safely in all four plate appearances April 15 against Boston when he homered and drew a season-high three walks...hit .276 in April, which was his best single-month average of 2014...then batted .184 in May, but walked 21 times, which was third most in the AL in the month...made each of his first 24 starts at designated hitter before starting in left field May 5 at Chicago (NL)...all five of his starts in the outfield came in National League cities...made 18 of his 19 starts from May 9 to June 1 as a first baseman...went 0-for-4 with four strikeouts May 18 at Houston, his 19th career game with four or more strikeouts...hit a walk-off home run in the bottom of the ninth inning May 23 against New York (AL), a two-run shot in the White Sox 6-5 win...it was his 10th career walk-off home run and his 14th walk-off RBI...struck out in 17 consecutive games from May 31 to June 22 (30 strikeouts total), which was the third longest streak of his career...homered in three consecutive games June 4 to 7...it was the 20th time in his career he homered in at least three straight games...that included June 6 at Los Angeles (AL) when he matched his season highs with three hits and three RBI...had a season-best six-game hitting streak from June 4 to 12 (9-for-24, .375)...then went 15-for-85 (.176) over his next 24 games from June 13 to July 20...hit his 450th career home run June 6 at Los Angeles (AL), a two-run shot off Frieri in the ninth inning...became the 36th player in ML history to reach the 450 plateau...struck out twice that day against the Angels to start a career-high tying streak of seven consecutive games with two or more strikeouts...struck out twice June 27 at Toronto to bring his career total to 2307...that moved him past Sammy Sosa (2306) for third most in ML history...drew his 1300th career walk July 8 at Boston to become the 44th player in ML history with 1300 walks...had a season-high 0-for-19 streak from Aug. 2 to 8...made his Major League debut as a pitcher in the White Sox 16-0 loss to Texas Aug. 5...entered the game to start the ninth inning with Chicago trailing 15-0 and allowed two hits and a walk, including an Adam Rosales RBI single...did not strike out a batter...had grounded into just one double play over his first 96 games through Aug. 13...the hit into four over his next six games from Aug. 15 to 23...drove in a run in each of his last four games with the White Sox and each of his first four contests with the A's (Aug. 27-Sept. 5)...the eight consecutive games with an RBI matched the longest streak of his career (May 11-19, 2008)...hit .175 in August and walked just four times for a .221 on-base percentage...the on-base percentage was the lowest single-month mark of his career (previous: .234 in August, 2011)...was traded to the A's with cash considerations for minor league pitcher Nolan Sanburn Aug. 31...homered in the first inning Sept. 1 against Seattle to become the 12th player in Oakland history to homer in his first at bat with the A's (last: Josh Willingham in 2011)...hit safely and drove in a run in each of his first four games with the A's (5-for-11, 5 RBI)...joins Dick Allen (first six games in 1977) and David Justice (first four games in 2002) as the only players in Oakland history with a hit and RBI in each of their first four games with the A's...played in the 2000th game of his career Sept. 27 at Texas.

LIFETIME PLAYING RECORD

Year	Club	AVG.	G	AB	R	H	2B	3B	HR	RBI	SH	SF	HP	BB	SO	SB	CS	SLG	OBP	E
1998	Billings	.288	34	125	26	36	3	1	4	13	0	1	3	22	23	4	2	.424	.404	6
1999	Rockford	.307	93	313	62	96	16	2	11	44	0	3	10	46	64	21	10	.476	.409	8
2000	Dayton	.281	122	420	101	118	29	1	16	79	0	6	12	100	101	24	5	.469	.428	9
2001	Chattanooga	.343	39	140	30	48	9	0	12	31	1	0	3	24	31	6	3	.664	.449	3
	Louisville	.329	55	210	44	69	13	0	20	53	0	1	5	38	51	5	1	.676	.441	5
	CINCINNATI	.262	66	244	54	64	18	1	19	43	0	0	4	38	74	4	2	.578	.371	2
2002	CINCINNATI	.249	158	535	84	133	28	2	26	71	1	3	9	128	170	19	9	.454	.400	15
2003	CINCINNATI	.215	116	381	70	82	12	1	27	57	0	4	10	74	126	8	2	.465	.354	11
2004	CINCINNATI	.266	161	568	105	151	34	0	46	102	0	0	5	108	195	6	1	.569	.388	8
2005	CINCINNATI	.247	160	543	107	134	35	2	40	101	0	2	12	114	168	4	2	.540	.387	9
2006	CINCINNATI	.234	160	561	99	131	24	0	40	92	1	3	6	112	194	7	0	.490	.365	13
2007	CINCINNATI	.264	152	522	101	138	27	2	40	106	0	4	5	101	165	9	2	.554	.386	6
2008	CINCINNATI	.233	114	373	58	87	14	0	32	74	0	5	6	80	120	1	1	.528	.373	7
	ARIZONA	.243	44	144	21	35	9	0	8	26	0	0	1	42	44	1	0	.472	.417	4
2009	WASHINGTON	.267	159	546	81	146	29	0	38	105	0	2	4	116	177	0	1	.529	.398	16
2010	WASHINGTON	.260	158	558	85	145	36	2	38	103	0	4	9	77	199	0	1	.536	.356	13
2011	CHICAGO (AL)	.159	122	415	36	66	16	0	11	42	0	2	4	75	177	0	1	.277	.292	4
2012	CHICAGO (AL)	.204	151	539	87	110	19	0	41	96	0	4	1	105	222	2	1	.468	.333	2
2013	CHICAGO (AL)	.219	149	525	60	115	15	0	34	86	0	3	3	76	189	1	1	.442	.320	8
2014	CHICAGO (AL)	.220	106	363	43	80	17	0	20	54	0	4	3	65	132	1	1	.433	.340	2
	OAKLAND	.212	25	66	6	14	1	0	2	10	0	0	4	6	27	0	0	.318	.316	0
AL Totals		.202	553	1908	232	385	68	0	108	288	0	13	15	327	747	4	4	.407	.321	16
NL Totals		.250	1448	4975	865	1246	266	10	354	880	2	27	71	990	1632	59	21	.521	.381	104
ML Totals		.237	2001	6883	1097	1631	334	10	462	1168	2	40	86	1317	2379	63	25	.499	.364	120

WILD CARD RECORD

Year	Club/Opp.	AVG.	G	AB	R	H	2B	3B	HR	RBI	SH	SF	HP	BB	SO	SB	CS	SLG	OBP	E
2014	OAK vs. KC																			
(Did not play)																				

ALL-STAR GAME RECORD

Year	Club/Site	AVG.	G	AB	R	H	2B	3B	HR	RBI	SH	SF	HP	BB	SO	SB	CS	SLG	OBP	E
2002	NL/Mil.	.000	1	1	0	0	0	0	0	0	0	0	0	1	0	0	0	.000	.500	0
2012	AL/K.C.																			
(Did not play)																				

WORLD BASEBALL CLASSIC RECORD

Year	Club	AVG.	G	AB	R	H	2B	3B	HR	RBI	SH	SF	HP	BB	SO	SB	CS	SLG	OBP	E
2009	United States	.304	8	23	9	7	1	0	3	9	0	0	1	9	10	0	0	.739	.515	2

DUNN'S CAREER BESTS

Hits: 4 (six times), last: August 4, 2013 at Detroit

Home Runs: 3, July 7, 2010 vs. San Diego; 2 (35 times), last: June 10, 2013 vs. Toronto

Runs Batted In: 6 (twice), August 6, 2010 at Los Angeles (NL), May 24, 2009 vs. Baltimore; 5 (17 times), last: June 10, 2013 vs. Toronto

Stolen Bases: 2 (three times), last: April 7, 2007 vs. Pittsburgh

Hitting Streak: 12 (twice), last: July 15 to 26, 2007

Hitless Streak (At Bats): 31, April 11 to 21, 2013

Game Ending RBI: 13 (10 home runs, two doubles, one single), May 23, 2014 vs. New York-AL (home run); July 4, 2013 vs. Baltimore (home run); September 28, 2010 vs. Philadelphia (home run); June 19, 2009 vs. Toronto (single); September 3, 2008 vs. St. Louis (double); May 17, 2008 vs. Cleveland (home run); August 23, 2007 vs. Atlanta (home run); June 30, 2006 vs. Cleveland (home run); June 14, 2006 vs. Milwaukee (home run); July 24, 2005 vs. Milwaukee (home run); June 5, 2004 vs. Montreal (home run); August 15, 2003 vs. Houston (home run); July 30, 2003 vs. Colorado (single)

Grand Slams: 12, June 9, 2012 vs. Houston (Rhiner Cruz); July 25, 2009 vs. San Diego (Luis Perdomo); May 24, 2009 vs. Baltimore (Jamie Walker); July 28, 2008 at Houston (Roy Oswalt); July 23, 2008 vs. San Diego (Joe Thatcher); September 11, 2007 vs. St. Louis (Mark Mulder); June 30, 2006 vs. Cleveland (Bob Wickman); July 31, 2005 at San Diego (Woody Williams); July 9, 2005 at Arizona (Brandon Webb); September 11, 2004 vs. Milwaukee (Victor Santos); May 26, 2003 at Atlanta (Roberto Hernandez); May 6, 2002 vs. Milwaukee (Ruben Quevedo)

Pinch-Hit Home Runs: 4, May 1, 2011 vs. Baltimore (Jim Johnson); May 26, 2003 at Atlanta (Roberto Hernandez); May 21, 2003 vs. Atlanta (Jung Bong); April 20, 2003 at Montreal (Luis Ayala)

Inside-The-Park Home Runs: None

Lead Off Home Runs: 2, June 14, 2003 vs. Philadelphia (Randy Wolf); June 6, 2003 vs. Toronto (Roy Halladay)

**FIRST BASEMAN****Height/Weight:** 6-8 / 250**Bats/Throws:** Right / Right**Birthdate:** December 31, 1986**End of Season Age:** 27**Birthplace/Resides:** Washington, D.C. / Scottsdale, Arizona**Major League Service:** 1 year, 81 days**Obtained:** Claimed off waivers from Houston, March 23, 2013**Contract Status:** First year of a one-year contract through 2014.**2014 HIGHLIGHTS**

Spent most of the season at Triple-A Sacramento where he batted .284 with 15 home runs and 74 RBI in 80 games...also hit .218 with five home runs and 15 RBI in 36 games over three stints with Oakland...10 of his 19 hits with the A's were for extra bases (five doubles, five home runs)...his five home runs topped his four in 80 games from his rookie season of 2013 and he slugged .448 this year compared to .389 in 2013...however, his batting average dropped off from .274 last year and he committed three errors in 33 games at first base (.986 fielding percentage) compared to one in 59 games last year (.997 fielding percentage)...batted .224 (15-for-67) with all five of his home runs and 13 of his 15 RBI against left-handed pitching compared to .200 (4-for-20) against right-handers...had nine of his 10 extra base hits against lefties and slugged .507 against lefties, .250 against righties...has hit all nine of his career home runs off lefties...has a .278 (60-for-216) career average and a .468 slugging percentage off lefties, .180 (11-for-61) with a .197 slugging percentage off righties...21 of his 24 starts this year and 69 of 74 in his career have come against southpaws...hit four of his five home runs on the road but batted just .184 away from Oakland...has a .198 (24-for-121) career average on the road compared to .301 (47-for-156) in Oakland...had a .170 batting average with one home run and three RBI against a pitcher the first time he faced him in a game, .275 with four home runs and 12 RBI after that...batted .281 with no or one out, .043 with two outs...his career numbers are .306 with no or one out, .143 with two outs...hit .389 with four home runs and eight RBI in six interleague games compared to .174 with one home run and seven RBI in 30 games against the American League...appeared exclusively at first base on defense...went 2-for-7 (.286) with a strikeout as a pinch hitter...started games in the fifth through eighth spot in the order...was recalled for the first time June 29 and went 7-for-33 (.212) with a home run and six RBI in 14 games, including eight starts at first base, during his first stint...was optioned to Sacramento July 27 but returned Aug. 3 when Nick Punto went on the disabled list...went 6-for-21 (.286) with three home runs and six RBI in eight games, including seven starts at first base, during his second stint...committed his first error of the season Aug. 15 at Atlanta, snapping a 61-game errorless streak dating back to his last error on May 9, 2013...it was the seventh longest errorless streak by a first baseman in Oakland history...homered in that game and then had his first career two-homer game Aug. 17 at Atlanta...was optioned to Single-A Beloit Aug. 27 but returned to Oakland Sept. 2 when the Snappers season ended...went 6-for-33 (.182) with a home run and three RBI in 14 games in September, including nine starts at first base.

MINORS: Despite his limited time at Sacramento, he led the River Cats in home runs (15) and ranked second in doubles (22) and RBI (74)...also went 4-for-9 (.444) with a home run and two RBI in two games in Single-A Beloit in late August...combined for a .288 batting average, 16 home runs and 76 RBI in 82 minor league games overall...added 40 walks and was hit by a pitch seven times for a .373 on-base percentage...had a .521 slugging percentage...the batting average matched the lowest in his five minor league seasons (2011) but the on-base percentage and slugging percentage were career highs...hit .309 (72-for-233) with 13 of his 16 home runs against right-handed pitching compared to .233 (20-for-86) against left-handers...batted .309 with nine home runs with runners on base...was 8-for-19 (.421) with two doubles, two home runs and 25 RBI with the bases loaded...appeared exclusively at first base on defense...committed two errors in 477 chances in 52 games for a .996 fielding percentage...also hit .252 with four home runs and 22 RBI in 30 games at designated hitter, all with Sacramento...batted fourth in all 82 of his games...hit his first of two grand slams and had a season-high four RBI April 11 against Salt Lake...finished April with a .204 batting average, one home run and 15 RBI in 23 games...then combined to hit .310 with 13 home runs and 54 RBI in 53 games in May and June...had season highs in hits (3), doubles (2) and RBI (4) May 1 against Tacoma...connected for his first of two

two-homer games May 8 at Albuquerque...had two sacrifice flies May 10 against Salt Lake and May 29 against Albuquerque...hit safely in 16 consecutive road games from May 25 to June 23 (23-for-63, .365)...drove in two runs in four consecutive games from May 28 to 31...had a season-high 10-game hitting streak from May 30 to June 9 (17-for-39, .436)...finished May with a .316 average, seven home runs and 35 RBI in 30 games...led all of the minor leagues in RBI in May...then hit .302 with six home runs and 19 RBI in 23 games in June...added 19 walks for a .429 on-base percentage...belted his second grand slam of the season June 13 against Iowa...had his second two-homer game of the season June 23 at New Orleans...was batting .277 with 14 home runs and 69 RBI in 76 games when he was promoted to Oakland June 29...was leading the Pacific Coast League in RBI and was tied for seventh in home runs at the time he joined the A's...was optioned back to Sacramento July 27 and went 6-for-14 (.429) with a home run and five RBI in a four-game series against Albuquerque before returning to Oakland Aug. 3...was assigned to Single-A Beloit following his Aug. 27 option so he could return to Oakland when rosters expanded Sept. 1...matched his season high with three hits Aug. 30 against Wisconsin.

LIFETIME PLAYING RECORD

Year	Club	AVG.	G	AB	R	H	2B	3B	HR	RBI	SH	SF	HP	BB	SO	SB	CS	SLG	OBP	E
2009	Eugene	.294	72	289	36	85	22	0	11	68	0	2	3	30	55	2	0	.484	.364	4
2010	Fort Wayne	.294	136	523	83	154	43	0	14	84	0	6	7	58	117	0	0	.457	.369	9
2011	Lake Elsinore	.288	138	548	81	158	35	4	22	111	0	9	11	50	93	6	1	.487	.354	16
2012	San Antonio	.298	137	516	80	154	31	1	24	105	0	4	12	49	95	0	2	.502	.370	4
2013	OAKLAND	.274	80	190	10	52	8	1	4	24	0	2	2	14	31	0	0	.389	.327	1
2014	Sacramento	.284	80	310	48	88	22	1	15	74	0	7	7	40	73	0	0	.506	.371	2
	OAKLAND	.218	36	87	12	19	5	0	5	15	0	0	1	5	23	0	0	.448	.269	3
	Beloit	.444	2	9	2	4	2	0	1	2	0	0	0	0	4	0	0	1.000	.444	0
ML Totals		.256	116	277	22	71	13	1	9	39	0	2	3	19	54	0	0	.408	.309	4

WILD CARD RECORD

Year	Club/Opp.	AVG.	G	AB	R	H	2B	3B	HR	RBI	SH	SF	HP	BB	SO	SB	CS	SLG	OBP	E
2014	OAK vs. KC	.000	1	1	0	0	0	0	0	0	0	0	0	0	0	0	0	.000	.000	0

FREIMAN'S CAREER BESTS

Hits: 4, August 15, 2013 vs. Houston
Home Runs: 2, August 17, 2014 at Atlanta
Runs Batted In: 4, August 15, 2013 vs. Houston
Stolen Bases: None
Hitting Streak: 5, July 14 to 30, 2013
Hitless Streak (At Bats): 13, July 4 to 13, 2013
Game Ending RBI: 1, June 13, 2013 vs. New York-AL (single).
Grand Slams: None
Pinch-Hit Home Runs: None.
Inside-The-Park Home Runs: None.
Lead Off Home Runs: None.

SAM FULD

23

OUTFIELDER

Height/Weight: 5-10 / 175

Bats/Throws: Left / Left

Birthdate: November 20, 1981

End of Season Age: 32

Birthplace/Resides: Durham, New Hampshire / Jupiter, Florida

Major League Service: 4 years, 140 days

Obtained: Acquired from the Minnesota Twins for Tommy Milone, July 31, 2014

Contract Status: First year of a one-year contract through 2014.

2014 HIGHLIGHTS

Began the season with the A's, was claimed off waivers by Minnesota in mid-April and then returned to Oakland at the trading deadline...hit .274 with one home run, 17 RBI and 12 stolen bases in 53 games with the Twins and .209 with three home runs, 19 RBI and nine stolen bases in 60 games with the A's...

batted .239 in 113 games overall...had career highs in hits (84), home runs (4), RBI (36), walks (43), stolen bases (21), strikeouts (63) and at bats (351)...was successful in 21-of-25 (84.0%) stolen base attempts, which tied for the ninth best percentage in the American League...stole third six times, which tied for seventh in the AL...batted .298 with runners on base compared to .200 with the bases empty...hit all four of his home runs against right-handed pitchers on the road...batted .185 in the Coliseum, .263 in all other ballparks...now has a .192 (23-for-120) career average in Oakland...hit .165 with a .252 on-base percentage when leading off an inning...10 of his 36 RBI gave his team the lead, including seven of 19 with the A's...started 58 games in center field (including 21 with the A's), 23 in left field (15 with the A's) and 14 in right field (10 with the A's)...had a career-high seven assists in 107 games overall in the outfield...five came as a center fielder, which tied for fifth among AL center fielders...made two errors, but had none in 54 games with Oakland...went 2-for-9 (.222) with a RBI as a pinch hitter...both of the hits were doubles...tied for second among AL pinch hitters in doubles...started games at every spot in the order except third through sixth and saw his most action with 26 starts batting ninth and 26 batting second...hit .318 from the nine spot in the order, .214 in all other spots.

OAKLAND: Was on the A's Opening Day roster and tripled in each of his first two games April 2 against Cleveland and April 3 against Seattle...is the first player to triple in each of his first two games with the A's since Bob Dillinger did it with the Philadelphia A's, April 18-19, 1950...went 2-for-5 with a home run April 10 at Minnesota and had season-highs in runs (2) and RBI (2)...was 6-for-30 (.200) with five runs, two triples, a home run, four RBI and three walks in seven games with the A's when he was designated for assignment April 12 when Craig Gentry was reinstated from the disabled list...was claimed off waivers by Minnesota April 20 but was reacquired by the A's July 31 in a trade for Tommy Milone...hit .210 with two home runs, 15 RBI and eight stolen bases in 53 games during his second stint with the A's...stole two bases Aug. 4 against Tampa Bay and Aug. 30 at Los Angeles (AL)...now has seven career multi-steal games...matched his season-high with three hits Aug. 12 at Kansas City but hit .188 over his final 41 games...grounded into his first double play of the season Aug. 22 against Los Angeles (AL), snapping a career-high streak of 87 consecutive games without a GIDP dating back to Aug. 24, 2013...lined out as a pinch hitter Sept. 5 against Houston in his 1000th career at bat...went 11-for-46 (.229) over a 15-game span from Sept. 2 to 18 but had 10 RBI over that stretch...batted .173 in 25 games in September but drove in 10 runs...went 2-for-5 in a start in left field in the Wild Card game at Kansas City Sept. 30.

MINNESOTA: Had three straight multiple hit games from April 23 to 25 to start his Twins career...became the fourth player in Minnesota history to begin his career with at least three straight multiple hit games...went 7-for-14 (.500) with three doubles and three RBI over that stretch...had a season-high three hits and a career-high tying two doubles April 24 at Tampa Bay...hit safely in each of his first five games with the Twins (9-for-21, .429), giving him a .294 batting average in 12 games overall in April...then hit .129 in May and .178 in June...went 6-for-52 (.115) and scored just one run over a 17-game stretch from May 1 to June 21...that streak was interrupted by a stint on the disabled list from May 8 to June 12 with a concussion...went 6-for-14 (.429) with two doubles, a home run and two RBI during a four-game rehab assignment with Double-A New Britain from June 7 to 11...matched his career-high with two doubles June 22 against Chicago (AL)...hit safely in a career-high tying six consecutive games from July 1 to 6 (9-for-21, .429), went 0 for 3 on July 7, and then had another six-game hitting streak from July 8 to 13...was 9-for-16 (.563) with eight walks (.680 on-base percentage) during the second streak...went 22-for-60 (.367) with 15 walks and a .487 on-base percentage over his final 21 games with the Twins beginning July 3...had a career-high streak of seven consecutive games with a walk from July 9 to 20 (10 walks total)...stole two bases July 8 at Seattle, his lone multi-steal game with the Twins...finished July with a .358 batting average and a Major League leading .476 on-base percentage...topped the AL in walks (16) and batting average in July...now has a .307 (58-for-189) career average in July, which is his best for any month of the season.

LIFETIME PLAYING RECORD

Year	Club	AVG.	G	AB	R	H	2B	3B	HR	RBI	SH	SF	HP	BB	SO	SB	CS	SLG	OBP	E
2005	Peoria	.300	125	443	82	133	32	6	5	37	4	4	7	50	44	18	11	.433	.377	6
2006	Daytona	.300	89	353	63	106	19	6	4	40	6	1	5	40	54	22	3	.422	.378	2
2007	Tennessee	.290	90	335	56	97	23	2	2	27	8	3	5	41	38	10	3	.388	.372	3
	Iowa	.269	14	52	13	14	4	1	1	2	0	0	2	9	5	2	0	.442	.397	1
	CHICAGO (NL)	.000	14	6	3	0	0	0	0	0	0	0	0	3	3	0	0	.000	.333	0
2008	Iowa	.222	20	63	11	14	3	0	1	4	5	0	0	8	12	3	2	.317	.310	0
	Tennessee	.271	85	339	48	92	16	3	5	48	1	4	3	50	40	7	8	.381	.366	4
2009	Iowa	.284	84	328	62	93	17	10	2	33	1	2	1	38	24	23	5	.415	.358	4
	CHICAGO (NL)	.299	65	97	17	29	6	1	1	2	0	0	1	17	10	2	1	.412	.409	1
2010	Iowa	.272	112	368	69	100	15	9	4	27	1	3	2	66	37	21	9	.394	.383	1
	CHICAGO (NL)	.143	19	28	3	4	1	0	0	3	0	0	0	3	5	0	0	.179	.226	0
2011	TAMPA BAY	.240	105	308	41	74	18	5	3	27	4	1	1	32	49	20	8	.360	.313	3
2012	Charlotte	.154	5	13	0	2	0	0	0	0	0	0	0	2	3	0	1	.154	.267	0
	Durham	.167	5	18	0	3	1	0	0	0	0	0	0	3	3	0	1	.222	.286	0
	TAMPA BAY	.255	44	98	14	25	3	2	0	5	0	0	1	8	14	7	2	.327	.318	1
2013	TAMPA BAY	.199	118	176	25	35	0	3	2	17	4	2	1	17	28	8	2	.267	.270	1
2014	OAKLAND	.209	60	187	25	39	6	4	3	19	3	0	0	17	34	9	1	.332	.275	0
	MINNESOTA	.274	53	164	15	45	10	0	1	17	3	2	0	26	29	12	3	.354	.370	2
	New Britain	.429	4	14	4	6	2	0	1	2	0	0	0	2	1	0	0	.786	.500	1
AL Totals		.234	381	933	120	218	37	14	9	85	14	5	3	100	154	56	16	.332	.308	7
NL Totals		.252	98	131	23	33	7	1	1	5	0	0	1	23	18	2	1	.344	.368	1
ML Totals		.236	479	1064	143	251	44	15	10	90	14	5	4	123	172	58	17	.334	.316	8

LIFETIME PITCHING RECORD

Year	Club	W	L	ERA	G	GS	CG	SHO	SV	IP	H	R	ER	HR	HB	BB	IBB	SO	WP	BK
2013	TAMPA BAY	0	0	0.00	1	0	0	0	0	0.1	0	0	0	0	0	0	0	0	0	0

WILD CARD RECORD

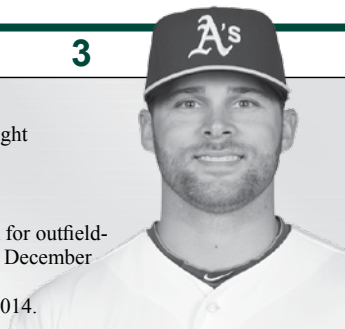
Year	Club	AVG.	G	AB	R	H	2B	3B	HR	RBI	SH	SF	HP	BB	SO	SB	CS	SLG	OBP	E
2013	TB vs. CLE	.000	1	1	0	0	0	0	0	0	0	0	0	0	1	0	0	.000	.000	0
2014	OAK vs. KC	.400	1	5	1	2	0	0	0	0	0	0	0	1	1	0	0	.400	.500	0
Totals		.333	2	6	1	2	0	0	0	0	0	0	0	1	2	0	0	.333	.429	0

DIVISION SERIES RECORD

Year	Club	AVG.	G	AB	R	H	2B	3B	HR	RBI	SH	SF	HP	BB	SO	SB	CS	SLG	OBP	E
2011	TB vs. TEX	.000	3	3	0	0	0	0	0	0	0	0	0	0	1	0	0	.000	.000	0
2013	TB vs. BOS	—	1	0	1	0	0	0	0	0	0	0	0	0	0	0	0	—	—	0
Totals		.000	4	3	1	0	0	0	0	0	0	0	0	0	1	0	0	.000	.000	0

FULD'S CAREER BESTS

Hits: 4 (twice), last: April 18, 2011 vs. Chicago (AL)
Home Runs: 1 (10 times), last: September 14, 2014 at Seattle
Runs Batted In: 3, April 11, 2011 at Boston
Stolen Bases: 3, April 7, 2011 at Chicago (AL); 2 (six times), last: August 30, 2014 at Los Angeles (AL)
Hitting Streak: 6 (three times), last: July 8 to 13, 2014
Hitless Streak (At Bats): 18, April 27 to 30, 2011
Game Ending RBI: 1, August 10, 2011 vs. Kansas City (triple/error)
Grand Slams: None
Pinch-Hit Home Runs: None.
Inside-The-Park Home Runs: None.
Lead Off Home Runs: None.

**OUTFIELDER****Height/Weight:** 6-2 / 190**Bats/Throws:** Right / Right**Birthdate:** November 29, 1983**End of Season Age:** 30**Birthplace/Resides:** Fort Smith, Arkansas / Dallas, Texas**Major League Service:** 4 years, 84 days**Obtained:** Acquired from Texas with pitcher Josh Lindblom for outfielder Michael Choice and minor league infielder Chris Bostick, December 3, 2013**Contract Status:** First year of a one-year contract through 2014.**2014 HIGHLIGHTS**

Batted .254 with no home runs, 12 RBI and 20 stolen bases in 94 games in his first season with the A's...led the A's in stolen bases despite missing 32 games over two stints on the disabled list plus the final 2½ weeks of the season following a concussion...was successful in 20-of-22 (90.9%) stolen base attempts, which was the fourth best percentage in the American League and third best in Athletics history...is now 76-for-88 (86.4%) in his career...14 of his 20 stolen bases came off left-handed pitching, which tied for the Major League lead (Altuve, HOU)...has 44 career steals off lefties, 32 off righties...was successful in all 10 of his stolen base attempts on the road, all eight during the day and all six off right-handed pitching...his batting average, on-base percentage (.319) and slugging percentage (.289) were his lowest of his four seasons with 60 or more games played...the slugging percentage was third lowest in the AL among players with 250 or more plate appearances...did not homer and his 232 at bats were 10th most in Oakland history among players with no homers...has not homered since Aug. 21, 2013 against Houston and has a career-high 113-game homerless streak...has an 80-game homerless streak as an outfielder with Oakland, which is the second longest homerless streak by an A's outfielder over the last 22 years (99, Ryan Sweeney, 2010-11)...had six doubles and one triple and his seven extra base hits tied for fourth fewest in Oakland history by a player with 200 or more at bats...had 12 RBI, which were second fewest in Oakland history among players with 200 or more at bats to Jose Tartabull, who had 11 in 266 at bats in 1969...batted .308 with 11 of his 12 RBI in Oakland compared to .200 on the road...now has a .314 (50-for-159) career average in the Coliseum...hit .271 in 73 games before the All-Star Break, .196 in 21 contests after the break...was 6-for-20 (.300) with runners in scoring position and two outs...hit .185 in interleague play, .263 against AL teams...has a .174 average against the National League over the last two years...had seven bunt hits, which tied for fifth in the AL...appeared in 50 games in center field (35 starts), 29 in right field (13 starts) and 17 in left field (10 starts)...had a career-high eight assists...committed just one error for a .994 fielding percentage...was 2-for-15 (.133) with a walk as a pinch hitter...hit .267 in his 58 starting assignments...started games in every spot in the order except third through sixth...saw his most action with 16 starts batting first and 16 batting ninth...combined for a .365 batting average when hitting seventh or eighth...was a perfect 5-for-5 in stolen base attempts against Los Angeles (AL) and is now 19-for-19 in his career.

**ATHLETICS SINGLE SEASON
STOLEN BASE PERCENTAGE LEADERS**

PLAYER	SB	SBA	SB%
1. Stan Javier, 1988	20	21	95.2%
2. Coco Crisp, 2010	32	35	91.4%
3. Craig Gentry, 2014	20	22	90.9%
4. Coco Crisp, 2012	39	43	90.7%
5. Dick Howser, 1962	19	21	90.5%

(min. 20 stolen base attempts)

OAKLAND: Began the season on the disabled list as he was placed on the 15-day DL March 29 retroactive to March 21 with a lower back sprain...did not play in a Major League game during the spring...went 6-for-12 (.500) with two runs, a double, four RBI, a walk and two strikeouts in three games (one in each outfield position) with Triple-A Sacramento and Single-A Stockton on a rehab assignment before he was reinstated from the DL April 12...went 3-for-4 April 15 at Los Angeles (AL), his first of two three-hit games (Sept. 2 against Seattle)...matched his career high with three strikeouts April 30 at Texas (fifth time)...batted .317 in 16 games in April, which was his highest single-month average in 2014...had a pinch hit single May 16 at Cleveland to lift his average to .295...then went 1-for-14 over his next nine games to fall to .261...hit .366 over a 16-game stretch from May 31 to June 21...that included a

career-high tying six-game hitting streak from June 6 to 15 (7-for-18, .389)...stole two bases June 22 against Boston and July 22 against Houston...now has eight multiple-steal games in his career...was picked off and caught stealing July 8 against San Francisco, snapping a streak of 28 consecutive stolen bases...it was his first caught stealing since Aug. 12, 2013...also doubled in the fifth inning that day against the Giants to snap a streak of 40 consecutive games without an extra base hit...that was the longest streak by an Athletic since Matt Alexander had a 55-game streak from May 20, 1975-Aug. 27, 1977...it was his first extra base hit since doubling May 7 in the first game of the doubleheader against Seattle...had just two extra base hits (both doubles) over his final 72 games following the Mariners game...hit .172 over his final 26 games beginning July 9...had his first two-RBI game of the season July 20 against Baltimore...had just one other multi-RBI game in 2014 (2, Sept. 2 against Seattle)...was placed on the 15-day disabled list for a second time July 28 with a broken right hand...went 0-for-7 with a RBI on a two-game rehab assignment with Sacramento Aug. 18 and 19 and was reinstated from the DL Aug. 22...went 7-for-35 (.200) in 14 games following his return...singled in the fourth inning Sept. 2 to snap a career-high tying 0-for-13 streak...went 1-for-2 Sept. 9 at Chicago (AL)...left the game following a fifth inning collision at first base and missed the remainder of the season with a concussion.

LIFETIME PLAYING RECORD

Year	Club	AVG.	G	AB	R	H	2B	3B	HR	RBI	SH	SF	HP	BB	SO	SB	CS	SLG	OBP	E
2006	Spokane	.281	56	221	27	62	15	4	0	13	0	1	15	9	37	20	6	.385	.350	1
2007	Clinton	.274	55	223	40	61	15	0	3	12	0	3	7	15	37	24	3	.381	.335	1
	AZL Rangers	.273	3	11	4	3	0	0	0	1	0	0	1	1	3	2	0	.273	.385	0
2008	Bakersfield	.272	51	213	31	58	16	1	1	18	1	3	6	12	46	16	7	.371	.325	3
	Frisco	.276	76	301	43	83	17	0	4	33	3	4	11	17	55	16	8	.372	.333	1
2009	Oklahoma	.203	18	59	6	12	1	0	0	1	1	0	0	9	18	1	0	.220	.309	1
	Frisco	.303	127	512	100	155	21	7	8	53	6	5	16	49	64	49	6	.418	.378	6
2010	TEXAS	.118	11	17	4	2	1	0	0	1	0	0	0	2	5	0	0	.176	.211	0
	Oklahoma City	.309	69	259	43	80	7	4	4	35	3	2	8	29	47	12	5	.413	.393	1
2011	TEXAS	.212	20	33	4	7	0	0	0	3	0	1	0	1	11	1	0	.212	.229	0
	Round Rock	.325	30	123	21	27	5	1	1	10	0	0	2	11	17	5	1	.336	.325	1
2012	TEXAS	.271	64	133	26	36	5	1	1	13	3	1	6	10	27	18	0	.346	.347	2
	TEXAS	.304	121	240	31	73	12	3	1	26	5	0	10	14	41	13	7	.392	.367	0
2013	TEXAS	.280	106	246	39	69	12	4	2	22	3	1	8	29	46	24	3	.386	.373	2
	Frisco	.231	4	13	2	3	1	0	0	1	0	1	0	1	3	0	0	.308	.267	0
2014	Stockton	.500	1	4	0	2	1	0	0	0	0	0	0	0	1	0	1	.750	.500	0
	Sacramento	.267	4	15	2	4	0	0	0	5	0	2	0	1	4	0	0	.267	.278	0
	OAKLAND	.254	94	232	38	59	6	1	0	12	2	0	5	17	44	20	2	.289	.319	1
ML Totals		.273	417	901	142	246	36	9	4	77	13	3	29	73	174	76	12	.346	.346	5

LIFETIME PITCHING RECORD

Year	Club	W	L	ERA	G	GS	CG	SHO	SV	IP	H	R	ER	HR	HB	BB	IBB	SO	WP	BK
2012	TEXAS	0	0	18.00	1	0	0	0	0	1.0	3	2	2	0	0	1	0	0	0	0

WILD CARD RECORD

Year	Club/Opp	AVG.	G	AB	R	H	2B	3B	HR	RBI	SH	SF	HP	BB	SO	SB	CS	SLG	OBP	E
2012	TEX vs. BAL	.000	1	2	0	0	0	0	0	0	0	0	0	0	0	0	0	.000	.000	0

DIVISION SERIES RECORD

Year	Club/Opp	AVG.	G	AB	R	H	2B	3B	HR	RBI	SH	SF	HP	BB	SO	SB	CS	SLG	OBP	E
2011	TEX vs. TB	.400	4	5	1	2	0	0	0	0	1	0	1	1	1	2	1	.400	.571	0

LEAGUE CHAMPIONSHIP SERIES RECORD

Year	Club/Opp	AVG.	G	AB	R	H	2B	3B	HR	RBI	SH	SF	HP	BB	SO	SB	CS	SLG	OBP	E
2011	TEX vs. DET	.400	3	5	0	2	0	0	0	1	0	0	0	0	0	0	0	.400	.400	0

WORLD SERIES RECORD

Year	Club/Opp	AVG.	G	AB	R	H	2B	3B	HR	RBI	SH	SF	HP	BB	SO	SB	CS	SLG	OBP	E
2011	TEX vs. St.L	.200	6	5	1	1	0	0	0	0	0	0	0	0	3	0	0	.200	.200	0

Hits: 5, June 8, 2012 at San Francisco

Home Runs: 1 (four times), last: August 21, 2013 vs. Houston

Runs Batted In: 3 (four times), last: August 17, 2013 vs. Seattle

Stolen Bases: 3 (twice), September 19, 2013 at Tampa Bay; June 20, 2011 vs. Houston; 2 (six times), last: July 22, 2014 vs. Houston

Hitting Streak: 6 (twice), last: June 6 to 15, 2014

Hitless Streak (At Bats): 13 (three times), last: August 26 to September 2, 2014

Game Ending RBI: None

Grand Slams: None

Pinch-Hit Home Runs: None.

Inside-The-Park Home Runs: 1, September 23, 2013 vs. Seattle (Anthony Vasquez).

Lead Off Home Runs: None.

JONNY GOMES

15

OUTFIELDER

Height/Weight: 6-1 / 230

Bats/Throws: Right / Right

Birthdate: November 22, 1980

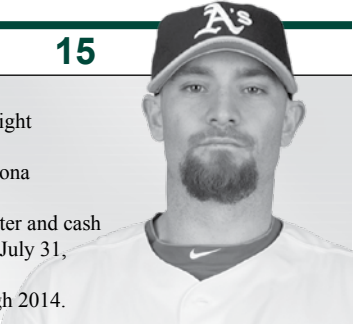
End of Season Age: 33

Birthplace/Resides: Petaluma, California / Scottsdale, Arizona

Major League Service: 9 years, 97 days

Obtained: Acquired from the Boston Red Sox with Jon Lester and cash for Yoenis Céspedes and a 2015 Competitive Balance Pick, July 31, 2014

Contract Status: Second year of a two-year contract through 2014.



2014 HIGHLIGHTS

Was acquired by the A's from Boston at the trading deadline and hit .234 with one double and five RBI in 34 games with Oakland...batted .234 with six home runs and 32 RBI in 78 games with the Red Sox and hit .234 in 112 games overall...batted .276 (47-for-170) against left-handed pitching compared to .165 (17-for-103) against right-handers...his career splits are .277 (350-for-1265) against lefties, .222 (437-for-1966) against righties...went 6-for-26 (.231) with two home runs, seven RBI, eight walks and 10 strikeouts as a pinch hitter...led American League pinch hitters and tied for second in the majors in walks...the eight pinch walks match the most in the AL over the last 26 years...also led AL pinch hitters in times on base (14), tied for lead in RBI, go-ahead RBI (2) and sacrifice flies (2), ranked second in plate appearances (36) and strikeouts, tied for second in home runs and third in hits...is 12-for-47 (.255) with six home runs, 14 RBI and 15 walks in the pinch over the last two years...the home runs are the most in the majors and the walks rank second (Sanchez, PIT 16)...leads the AL in RBI and plate appearances (66)...has a .175 (28-for-160) career average as a pinch hitter with nine home runs, 31 RBI and 30 walks...the walks are tied for third among active players, the home runs rank fifth and the RBI are seventh...hit .259 with five of his six home runs with runners on base, .210 with the bases empty...over the last three years, he is batting .286 (117-for-409) with runners on and .213 (97-for-455) with the bases empty...did not hit lower than .230 or higher than .250 in any month until he batted .219 in September...with the exception of the 2003 and 2004 seasons, when he played eight and five games respectively, his six home runs and .330 slugging percentage were career lows and he did not steal a base for the first time...tied for 10th in the AL in sacrifice flies (7)...made 59 starts in left field, eight in right field (all with the Red Sox) and four at designated hitter (all with the A's)...committed four errors, all as a left fielder...saw his most action with 38 starts batting fifth in the order...averaged 4.20 pitches per plate appearance, which was the highest mark of his career.

BOSTON: Was on an Opening Day roster for the eighth time in his career (also 2006-08, 2010-13)...went 1-for-4 with a double April 5 against Milwaukee in the 1,000th game of his career...was hitting .209 over his first 14 games through April 21...then hit safely in a season-high seven consecutive games from April 22 to May 3 (7-for-26, .269)...that started a 26-game stretch through May 29 where he batted .270 with three home runs and 17 RBI...belted a grand slam off the A's Tommy Milone May 3 at Boston, the fifth grand slam of his career...had a season-high four RBI in the game...went 3-for-4 May 20 against Toronto, his first of two three-hit games in 2014...hit his eighth career pinch hit home run May 25 at Tampa Bay...would not hit another home run until July 18 against Kansas City and that also

came in the pinch, a game-winning two-run shot in the sixth inning with the Red Sox trailing 4-3...it snapped a 29-game homerless streak, which was one short of his career high of 30 (July 30, 2006-May 16, 2007)...however, did not homer again in 2014 and finished the season with a career-high 40-game homerless streak...had three home runs and 15 RBI in 22 games in May, giving him five home runs, 23 RBI and 10 extra base hits in 42 games over the first two months of the season...had just one home run, 14 RBI and four extra base hits in 70 games over the final four months...went 6-for-38 (.158) over a 16-game stretch from May 30 to June 21 but batted .292 over an 18-game span from June 22 to July 26...matched his season high in hits with a 3-for-5 game at Oakland June 22...matched his career high with four strikeouts June 25 at Seattle (sixth time)...went 0-for-6 over his final four games with the Boston before he was traded to Oakland July 31 with Jon Lester and cash for Yoenis Céspedes and a 2015 Competitive Balance pick.

OAKLAND: Was 2-for-4 with two RBI in his first game with the A's, a start in left field Aug. 2 against Kansas City...went 1-for-14 over a nine-game stretch from Aug. 7 to 22...then hit .321 over an 11-game stretch from Aug. 23 to Sept. 12...had a pinch hit sacrifice fly Aug. 27 at Houston for his 500th career RBI...doubled in the fourth inning Sept. 9 at Chicago (AL) to snap a career-high streak of 27 consecutive games without an extra base hit...it was his first extra base hit since his pinch hit home run July 18 against Kansas City...struck out in the first inning Sept. 11 at Chicago (AL), which was the 1,000th strikeout of his career...started just three of the A's final 15 games beginning Sept. 13 and went 2-for-14 (.143) in 11 games total over that stretch...batted .219 with no RBI in 17 games in September.

LIFETIME PLAYING RECORD

Year	Club	AVG.	G	AB	R	H	2B	3B	HR	RBI	SH	SF	HP	BB	SO	SB	CS	SLG	OBP	E
2001	Princeton	.291	62	206	58	60	11	2	16	44	1	4	26	33	73	15	4	.597	.442	7
2002	Bakersfield	.278	134	446	102	124	24	9	30	72	0	1	31	91	173	15	3	.574	.432	7
2003	Orlando	.249	120	442	68	110	28	3	17	56	0	4	16	53	148	23	2	.441	.348	4
	Durham	.316	5	19	2	6	2	1	0	1	0	0	2	2	5	0	0	.526	.435	0
	TAMPA BAY	.133	8	15	1	2	1	0	0	0	0	0	1	0	6	0	0	.200	.188	0
2004	Durham	.256	114	390	73	100	27	1	26	78	0	7	22	51	136	8	5	.531	.368	7
	TAMPA BAY	.071	5	14	0	1	0	0	0	1	0	0	0	1	6	0	0	.071	.133	0
2005	Durham	.321	45	162	34	52	13	0	14	46	0	2	8	30	44	7	1	.660	.446	4
	TAMPA BAY	.282	101	348	61	98	13	6	21	54	1	5	14	39	113	9	5	.534	.372	4
2006	TAMPA BAY	.216	117	385	53	83	21	1	20	59	0	9	6	61	116	1	5	.431	.325	0
2007	TAMPA BAY	.244	107	348	48	85	20	2	17	49	0	4	7	35	126	12	4	.460	.322	0
	Durham	.302	13	43	6	13	2	0	1	7	0	0	2	11	15	4	1	.419	.464	0
2008	TAMPA BAY	.182	77	154	23	28	5	1	8	21	0	1	7	15	46	8	1	.383	.282	1
	Durham	.252	26	107	19	27	11	0	2	14	0	1	3	12	32	0	1	.411	.341	1
2009	Louisville	.282	37	131	18	37	10	1	9	27	0	0	4	12	36	4	1	.580	.361	3
	CINCINNATI	.267	98	281	39	75	17	0	20	51	0	2	5	26	85	3	1	.541	.338	1
2010	CINCINNATI	.266	148	511	77	136	24	3	18	86	0	9	12	39	123	5	3	.431	.327	4
2011	CINCINNATI	.211	77	218	30	46	8	0	11	31	0	4	5	38	74	5	3	.399	.336	1
	WASHINGTON	.204	43	93	11	19	4	1	3	12	0	1	3	10	31	2	0	.366	.299	1
2012	OAKLAND	.262	99	279	46	73	10	0	18	47	1	1	8	44	104	3	1	.491	.377	2
2013	BOSTON	.247	116	312	49	77	17	0	13	52	0	5	6	43	89	1	0	.426	.344	1
2014	BOSTON	.234	78	209	22	49	7	0	6	32	0	5	6	26	70	0	0	.354	.329	3
	OAKLAND	.234	34	64	6	15	1	0	0	5	0	2	0	9	18	0	0	.250	.320	1
AL Totals		.240	742	2128	309	511	95	10	103	320	2	32	55	273	694	34	16	.439	.337	12
NL Totals		.250	366	1103	157	276	53	4	52	180	0	16	25	113	313	15	7	.447	.329	7
ML Totals		.244	1108	3231	466	787	148	14	155	500	2	48	80	386	1007	49	13	.442	.355	

WILD CARD RECORD

Year	Club/Opp.	AVG.	G	AB	R	H	2B	3B	HR	RBI	SH	SF	HP	BB	SO	SB	CS	SLG	OBP	E
2014	OAK vs. KC	—	1	0	0	0	0	0	0	0	0	0	0	0	0	0	0	—	—	0

DIVISION SERIES RECORD

Year	Club/Opp.	AVG.	G	AB	R	H	2B	3B	HR	RBI	SH	SF	HP	BB	SO	SB	CS	SLG	OBP	E
2010	CIN vs. PHI	.000	2	6	0	0	0	0	0	0	0	0	0	0	3	0	0	.000	.000	0
2012	OAK vs. DET	.000	1	1	0	0	0	0	0	0	0	0	0	0	0	0	0	.000	.000	0
2013	BOS vs. TB	.222	4	9	3	2	1	0	0	2	0	0	0	2	1	0	0	.333	.364	0
Totals		.125	7	16	3	2	1	0	0	2	0	0	0	2	4	0	0	.188	.222	0

LEAGUE CHAMPIONSHIP SERIES RECORD

Year	Club/Opp.	AVG.	G	AB	R	H	2B	3B	HR	RBI	SH	SF	HP	BB	SO	SB	CS	SLG	OBP	E
2013	BOS vs. DET	.188	5	16	3	3	1	0	0	0	0	0	0	0	7	0	0	.250	.188	0

WORLD SERIES RECORD

Year	Club/Opp.	AVG.	G	AB	R	H	2B	3B	HR	RBI	SH	SF	HP	BB	SO	SB	CS	SLG	OBP	E
2013	BOS vs. STL	.118	6	17	2	2	0	0	1	3	0	0	1	3	4	0	0	.294	.286	1

GOMES' CAREER BESTS

Hits: 4 (six times), last: June 6, 2013 vs. Texas

Home Runs: 3 (twice), August 13, 2009 vs. Washington; July 30, 2005 vs. Kansas City. 2 (seven times), April 16, 2011 vs. Pittsburgh; June 12, 2010 vs. Kansas City; July 27, 2009 vs. San Diego; July 28, 2007 vs. Boston; June 17, 2007 at Colorado; June 11, 2006 at Kansas City; April 20, 2006 at Boston

Runs Batted In: 6, June 12, 2010 vs. Kansas City; 5 (three times), last: May 8, 2013 vs. Minnesota

Stolen Bases: 2 (twice), last: August 15, 2005 vs. New York

Hitting Streak: 11, September 14 to 26, 2010

Hitless Streak (At Bats): 21, July 9 to 19, 2006

Game Ending RBI: 7, July 3, 2013 vs. San Diego (home run); June 18, 2013 vs. Tampa Bay (G#2) (home run); April 11, 2012 vs. Kansas City (hit by pitch); August 21, 2011 vs. Philadelphia (hit by pitch); April 8, 2010 vs. St. Louis (home run); August 16, 2005 vs. New York-AL (walk); July 9, 2005 vs. Detroit (home run)

Grand Slams: 5, May 3, 2014 vs. Oakland (Tommy Milone); May 8, 2013 vs. Minnesota (Pedro Hernandez); July 13, 2012 at Minnesota (Francisco Liriano); August 7, 2007 at Detroit (Jason Grilli); April 12, 2006 vs. Baltimore (Sendy Rleal)


Pinch-Hit Home Runs: 9, July 18, 2014 vs. Kansas City (Scott Downs); May 25, 2014 at Tampa Bay (Joel Peralta); August 6, 2013 at Houston (Jose Cisnero); July 3, 2013 vs. San Diego (Luke Gregerson); May 30, 2013 at Philadelphia (Jeremy Horst); April 30, 2013 at Toronto (Aaron Lugo); June 16, 2012 vs. San Diego (Luke Gregerson); June 28, 2008 at Pittsburgh (Damaso Marte); April 30, 2005 at Baltimore (B.J. Ryan)

Inside-The-Park Home Runs: None

Lead Off Home Runs: None.

SONNY GRAY

54



RIGHT-HANDED PITCHER

Height/Weight: 5-11 / 180 **Bats/Throws:** Right / Right

Birthdate: November 7, 1989 **End of Season Age:** 24

Birthplace/Resides: Nashville, Tennessee / Smyrna, Tennessee

Major League Service: 1 year, 61 days

Obtained: Selected in the 1st round (18th selection overall) of the 2011 First-Year Player Draft.

Contract Status: First year of a one-year contract through 2014.

2014 HIGHLIGHTS

Spent the entire season in the starting rotation in his first full season with the A's and went 14-10 with a 3.08 ERA in 33 starts... tied for second in the American League in shutouts (2), ranked fifth in opponents batting average (.232) and slugging percentage (.327), tied for sixth in complete games (2), seventh in innings pitched (219.0), eighth in ERA, tied for eighth in games started and ninth in strikeouts (183)... led the A's in strikeouts, games started, innings pitched, losses, hits (187), runs (84) and walks (74) and tied for the lead in earned runs (75)... his 183 strikeouts were the 10th highest single season total in Oakland history... they were third most in Oakland history by a pitcher 24-years old or younger behind Vida Blue (301 strikeouts in 1971 at age 21) and Barry Zito (205 strikeouts in 201 at age 23)... his 219.0 innings pitched were third most by an Oakland pitcher 24-years old or younger since 1981 (Zito, 229.1 in 2002 at age 24; Mulder 229.1 in 2001 at age 23)... they were the most by any A's pitcher since Joe Blanton tossed 230.0 innings in 2007... also ranked third in the AL in wild pitches (15), tied for third in walks and tied for seventh in opponents grounded into double plays (21)... the wild pitches tied for sixth most in Oakland history... was 10-3 with a 2.79 ERA in 19 starts before the All-Star Break... ranked seventh in the AL in ERA and tied for seventh in wins... then went 4-7 with a 3.47 ERA in 14 starts after the break... tied for third in the AL in post-break losses... his .232 opponents batting average included a .221 (96-for-434) mark against left-handed hitters compared to .245 (91-for-371) against right-handers... allowed 10 of his 15 home runs to left-handers... 13 were solo shots and 14 of his 19 career home runs have come with the bases empty... held the opponents clean-up hitter to a .169 batting

average and .270 slugging percentage, both of which ranked second lowest in the AL among qualifiers for the ERA title...the batting average and slugging percentage were fourth lowest in Oakland history... now has a .181 (21-for-116) batting average and .284 slugging percentage against the clean-up hitter in his career...yielded a .215 average to batters leading off an inning, which was ninth lowest in the AL... had the sixth lowest slugging percentage in that situation (.317)...has a .210 (56-for-267) career average against batters leading off an inning and a .292 slugging percentage...was 6-3 with a 2.51 ERA and .212 opponents batting average in 15 starts on the road compared to 8-7 with a 3.60 ERA and .250 opponents average in 18 starts in Oakland...allowed just five home runs in 104.0 innings on the road...had the third lowest road opponents batting average in the AL and the fifth lowest ERA...his road ERA was fourth lowest in Oakland history and the lowest since Mike Torrez logged a 2.50 ERA in 1976...compiled a 3.45 ERA over the first five innings of the game compared to a 1.98 ERA from the sixth inning on...now has a 3.45 career ERA (82 er in 213.2 ip) over the first five innings of the game compared to 1.56 (12er in 69.1 ip) from the sixth inning on...was 10-4 with a 2.64 ERA in 16 starts against AL West competition compared to 4-6 with a 3.54 ERA in 17 starts against everyone else...is now 12-5 with a 2.31 ERA (38 er in 148.1 ip) in 22 career appearances against AL West teams compared to 7-8 with a 3.74 ERA in 23 games against everyone else...received two runs of support or fewer in 16 of his 33 starts and was 1-10 in those games...was 13-0 with support of three runs or more...his career numbers are 2-12 with two runs or fewer, 17-1 with three or more...the A's were shut out 11 times in 2014, including five times in games he started...averaged 15.0 pitches per inning, which was seventh lowest in the AL...opponents had eight sacrifice hits, which were the most in the AL...ranked second among AL pitchers in assists (41) and total chances (62) and tied for fourth in putouts (18)...the total chances tied for ninth most in Oakland history by a pitcher...the A's were 18-15 (.545) in his starting assignments and are 24-19 (.558) when he starts in his career.

OAKLAND: Was the A's Opening Night starter on March 31 against Cleveland and had a no decision in the A's 2-0 loss...tossed 6.0 shutout innings to become just the second starting pitcher in Oakland history to not allow a run on Opening Day (Tim Hudson, 2003)...it was the first Opening Day start of his career...becomes the ninth different Opening Day starter for the A's in the last nine years (Anderson, McCarthy, Cahill, Sheets, Braden, Blanton, Haren, Zito)...became the fifth youngest Opening Day starting pitcher in Oakland history (Blue, Hunter, Cahill, Odom)...extended his scoreless streak to a career-high 14.0 innings in a 6-3 win over Seattle April 6...had another 14.0-inning scoreless streak from April 23 to May 4...went 3-0 with a 1.80 ERA over his first four starts before being charged with his first loss of the season April 23 against Texas...the loss snapped a career-high six-game winning streak dating back to Sept. 11, 2013...posted a 2.35 ERA over that eight-start stretch and allowed just two home runs in 46.0 innings...tossed his first career complete game and shutout April 28 at Texas, a two-hitter in the A's 4-0 win...became just the fifth pitcher (third visiting pitcher) to allow two hits or fewer in a shutout at Globe Life Park, the first since Matt Garza (Aug. 15, 2008)...went 4-1 with a 2.06 ERA in five starts in April and was named AL Pitcher of the Month...allowed just one home run in 35.0 innings and held the opposition to a .211 batting average...tied for the AL lead in wins in April and ranked fourth in ERA...became the sixth A's pitcher since 1993 to win four games in April (Kazmir, 2014; Cahill, 2011; Mulder and Zito, 2003; Rogers, 1998)...recorded his 10th career win in his 21st career game May 16 at Cleveland...is the fifth pitcher in Oakland history to reach 10 career wins in 21 games or fewer: Tim Hudson (18 games), Barry Zito (19), A.J. Griffin (20) and Bill Krueger (20)...allowed four runs in 6.0 innings May 27 against Detroit to snap his season-opening streak of 10 consecutive starts with six innings or more and three runs or fewer...that is the longest such streak to start a season by an Athletics pitcher since at least 1914...it is the longest such streak by an AL pitcher to start a season since Pedro Martinez had a 12-game streak in 2001...was 6-1 with a 2.45 ERA over his first 12 starts before losing consecutive decisions for the first time in his career on June 7 at Baltimore and June 13 against New York (AL)...then matched his career-high with a six-game winning streak from June 18 to July 26...posted a 2.11 ERA and .218 opponents batting average during the streak, which spanned seven starts...surrendered just one home run in 47.0 innings...went 2-2 with a 5.40 ERA in five starts in June...the ERA was the highest single month ERA of his career...had a streak of six consecutive starts from July 3 to August 1 where he allowed one earned run or fewer while tossing six or more innings...that matched the longest such streak by an A's pitcher since at least 1914 (Cory Lidle, Aug. 4-31, 2002)...was 5-1 with a 1.07 ERA and .188 opponents batting average during the streak... was named AL Pitcher of the Month for the second time after going 5-0 with a 1.03 ERA in five starts in July...is the third A's pitcher to win the award twice in one season along with Barry Zito (August and September, 2001) and Dave Stewart (April and September, 1990)...was one of two pitchers in the

majors to win five games in July (Price, TB) and is the third A's pitcher over the last nine years to win five games in any month (Colón in June, 2013; Gonzalez in Sept., 2011)...his ERA was third lowest in the majors in July...based on a minimum of 30.0 innings pitched, he had the lowest July ERA by an A's pitcher since at least 1914 and the sixth lowest single month ERA by any pitcher in Oakland history... then lost each of his first four starts in August, the longest losing streak of his career...compiled a 4.94 ERA and .284 opponents batting average during the streak, which ran from Aug. 1 to 16...allowed a career-high 10 hits Aug. 6 against Tampa Bay, snapping a streak of 28 consecutive starts of five innings or more and fewer than 10 hits...that matched the third longest such streak by an Athletic since at least 1914...also yielded a career-high seven runs in just 4.1 innings against the Rays and walked a career-high tying four batters (fourth time)...snapped his four-game losing streak in a 5-3 win over Los Angeles (AL) Aug. 22...allowed two home runs in 8.1 innings, marking the first time in his career he yielded more than one home run in a start...went 1-4 with a 4.38 ERA in six starts in August...tied for the ML lead in losses in the month...went 0-3 with a 4.22 ERA over his first five starts in September...capped that streak by striking out a career-high 12 batters in 7.0 innings in the A's 2-0 loss to Los Angeles (AL) Sept. 23...the strikeouts were the most by an Athletic since Dan Haren also fanned 12 on Aug. 27, 2006 at Texas...then tossed his second career complete game, a six-hit, 4-0 shutout at Texas Sept. 28 in the final game of the season to clinch a playoff berth for the A's...did not walk a batter and struck out five... became the second pitcher in Oakland history to toss a complete game to clinch a playoff appearance (Dave Stewart, Sept. 25, 1990 at Kansas City)...earned AL Co-Player of the Week honors for his effort, an honor he shared with teammate Josh Reddick.

LIFETIME PITCHING RECORD

Year	Club	W	L	ERA	G	GS	CG	SHO	SV	IP	H	R	ER	HR	HB	BB	IBB	SO	WP	BK
2011	AZL A's	0	1	4.50	1	1	0	0	0	2.0	4	1	1	0	0	0	0	2	0	0
	Midland	1	0	0.45	5	5	0	0	0	20.0	15	1	1	0	0	6	0	18	2	0
2012	Midland	6	9	4.14	26	26	1	1	0	148.0	148	73	68	8	4	57	0	97	16	1
	Sacramento	0	0	9.00	1	1	0	0	0	4.0	10	4	4	0	1	1	0	2	1	0
2013	Sacramento	10	7	3.42	20	20	1	0	0	118.1	117	51	45	5	0	39	0	118	10	0
	OAKLAND	5	3	2.67	12	10	0	0	0	64.0	51	22	19	4	0	20	0	67	2	1
2014	OAKLAND	14	10	3.08	33	33	2	2	0	219.0	187	84	75	15	7	74	2	183	15	0
ML Totals		19	13	2.99	45	43	2	2	0	283.0	238	106	94	19	7	94	2	250	17	1

DIVISION SERIES RECORD

Year	Club/Opp.	W	L	ERA	G	GS	CG	SHO	SV	IP	H	R	ER	HR	HB	BB	IBB	SO	WP	BK
2013	OAK vs. DET	0	1	2.08	2	2	0	0	0	13.0	10	3	3	1	0	6	1	12	0	0

GRAY'S CAREER BESTS

Low Hit Complete Game: 2, April 28, 2014 at Texas

Innings Pitched: 9.0 (twice), last: September 28, 2014 at Texas. As reliever: 2.0 (twice), last: July 19, 2013 at Los Angeles (AL)

Strikeouts: 12, September 23, 2014 vs. Los Angeles (AL). As reliever: 3 (twice), last: July 19, 2013 at Los Angeles (AL)

Pitches: 118, August 15, 2013 vs. Houston

Longest Winning Streak: 6 (twice), last: June 18 to July 26, 2014

Longest Losing Streak: 4, August 1 to 16, 2014

Longest Scoreless Streak: 14.0 (twice), last: April 23 to May 4, 2014

GRAY'S 2014 STARTS

Date	Opponent	Score	Dec	ERA	IP	H	R	ER	BB	SO	HR	#PIT
March 31	Cleveland	0-2	--	0.00	6.0	5	0	0	3	7	0	105
April 6	Seattle	6-3	W	0.75	6.0	6	3	1	2	3	0	98
April 12	at Seattle	3-1	W	0.95	7.0	5	1	1	2	9	0	102
April 18	Houston	11-3	W	1.80	6.0	9	3	3	2	4	0	106
April 23	Texas	0-3	L	2.25	7.0	5	3	3	4	8	1	108
April 28	at Texas	4-0	W	1.76	9.0	2	0	0	1	6	0	108
May 4	at Boston	3-2 (10)	--	1.91	6.0	6	2	2	2	3	1	102
May 10	Washington	4-3 (10)	--	2.17	7.0	6	3	3	2	3	1	96
May 16	at Cleveland	11-1	W	2.10	6.0	2	1	1	3	9	1	90
May 22	at Tampa Bay	2-5 (11)	--	1.99	8.0	5	1	1	2	3	0	93
May 27	Detroit	5-6	--	2.31	6.0	8	4	4	1	5	1	102
June 1	Los Angeles (AL)	6-3	W	2.45	6.2	7	3	3	3	5	0	113
June 7	at Baltimore	3-6	L	2.83	5.1	4	5	5	4	7	1	100
June 13	New York (AL)	0-7	L	2.93	6.0	7	3	3	1	7	0	103
June 18	Texas	4-2	W	2.91	7.0	6	2	2	2	7	0	100
June 28	at Miami	7-6 (14)	--	3.20	5.0	7	5	5	3	4	0	93
July 3	Toronto	4-1	W	3.08	7.0	4	1	1	3	5	0	95
July 8	San Francisco	6-1	W	2.97	7.0	6	1	1	1	8	1	98
July 13	at Seattle	4-1	W	2.79	7.2	6	1	0	2	5	0	108
July 20	Baltimore	10-2	W	2.72	6.2	2	2	1	2	8	0	106
July 26	at Texas	5-1	W	2.65	6.2	7	1	1	4	5	0	106
Aug. 1	Kansas City	0-1	L	2.59	7.0	3	1	1	0	7	1	101
Aug. 6	Tampa Bay	3-7	L	2.87	4.1	10	7	6	4	3	1	90
Aug. 11	at Kansas City	2-3	L	2.86	7.0	6	3	2	3	2	0	96
Aug. 16	at Atlanta	3-4	L	2.99	5.1	8	4	4	1	5	0	99
Aug. 22	Los Angeles (AL)	5-3	W	3.00	8.1	6	3	3	2	5	2	102
Aug. 28	at Los Angeles (AL)	3-4 (10)	--	3.03	7.0	6	3	3	3	6	0	103
Sept. 2	Seattle	5-6	L	3.25	5.0	7	6	6	2	2	1	80
Sept. 8	at Chicago (AL)	4-5 (12)	--	3.22	7.0	4	3	2	3	4	1	104
Sept. 13	at Seattle	3-2 (10)	--	3.18	8.0	5	2	2	2	7	1	96
Sept. 18	Texas	2-7	L	3.28	5.0	8	5	4	2	4	0	91
Sept. 23	Los Angeles (AL)	0-2	L	3.21	7.0	3	2	1	3	12	1	98
Sept. 28	at Texas	4-0	W	3.08	9.0	6	0	0	0	5	0	103

LUKE GREGERSON

44

RIGHT-HANDED PITCHER

Height/Weight: 6-3 / 201

Bats/Throws: Left / Right

Birthdate: May 14, 1984

End of Season Age: 30

Birthplace/Resides: Park Ridge, Illinois / Chicago, Illinois

Major League Service: 6 years

Obtained: Acquired from the San Diego Padres for outfielder Seth Smith, December 3, 2013.

Contract Status: First year of a one-year contract through 2014.



2014 HIGHLIGHTS

Compiled a career-low 2.12 ERA in 72 relief appearances in his first season with the A's...the games pitched tied for the team lead and tied for 10th in the American League...it marked the fifth time in his career he pitched in at least 70 games...has appeared in at least 60 games in each of his six seasons in the majors...is one of five Major Leaguers to pitch in at least 60 games in each of the last six seasons (Breslow, Papelbon, Thornton, Ziegler) and his 435 games pitched over that span are the most in the majors...walked 15 batters in 72.1 innings for a career-low 1.87 walks per nine innings...tied for 10th among AL relievers in innings pitched...allowed a .220 opponents batting average, which included .219 (33-for-151) against right-handed hitters compared to .221 (25-

MLB MOST GAMES PITCHED SINCE 2009

- 435 Luke Gregerson
- 422 Brad Ziegler
- 412 Tyler Clippard
- 405 Randy Choate
- 403 Craig Breslow

for-113) against left-handed hitters...has a .196 (170-for-869) average against righties in his career...surrendered all six of his home runs in 2014 to righties for a .397 slugging percentage...had a .265 slugging percentage against lefties...has not allowed a home run to a lefty since Sept. 3, 2012 at Los Angeles-NL (Andre Ethier)...five of the home runs came with runners on base...yielded a .173 batting average with runners in scoring position...the opponents clean-up hitter was 5-for-42 (.119) with one extra base hit off him (home run)...had a 2.88 ERA and .242 opponents batting average over his first 25 appearances, a 0.91 ERA and .176 opponents average over his next 29 outings from May 27 to Aug. 8, and a 3.06 ERA and .254 opponents average over his final 18 games beginning Aug. 10...had three saves but was charged with a career-high eight blown saves, which led the AL and tied for the most in the majors...now has 32 career blown saves, which are tied for the most in the majors since 2009 (Tyler Clippard)...allowed 10-of-23 (43.5%) inherited runners to score...just 21.0% of his inherited runners scored in his five seasons with San Diego...first batters faced hit .265 with five doubles and two home runs for a .426 slugging percentage...had a 0.87 ERA in 23 appearances on no days rest, a 2.61 ERA in his other 49 games...compiled a 1.81 ERA in 46 games at night compared to 2.78 in 26 appearances during the day...had a career-high six wild pitches, which tied for fifth most among AL relievers...also yielded a career-high 20 extra base hits...allowed 10 stolen bases, which tied for sixth among AL relievers...opponents were 10-for-10 in stolen base attempts off him and are 20-for-20 over the last two years...are 38-for-40 (95.0%) in his career...has no career pickoffs...averaged 13.9 pitches per inning, which ranked fourth lowest among AL relievers...tossed at least one inning in 63 of his 72 appearances.

OAKLAND: Was on his sixth consecutive Opening Day roster, his first with the A's...had a stint as the A's closer in April...had two saves and did not allow a run in seven of his first eight appearances through April 14 (1.17 ERA)...then had two blown saves, a win and a loss over a three-game stretch from April 16 to 22 (3 er in 4.0 ip, 6.75 ERA)...tossed a season-high 2.0 innings April 16 at Los Angeles-AL (also May 17 at Cleveland and June 6 at Baltimore)...allowed a season-high three hits in that game against the Angels and April 22 against Texas and was tagged with the blown save in both outings...returned to his set-up role and did not allow a run in 10 of his next 12 appearances from April 25 to May 21 (1.46 ERA)...however, allowed 5-of-7 (71.4%) inherited runners to score over that span...allowed his first home run of the season May 14 against Chicago (AL), snapping a 53-game, 49.2-inning, 200-batter homerless streak dating back to his last home run July 3, 2013 at Boston...struck out a season-high three batters May 17 at Cleveland, his first of five three-strikeout games...allowed a run in back-to-back outings May 22 at Tampa Bay and May 25 at Toronto...then had a 13.2-inning scoreless streak over his next 12 games from May 27 to June 19...held the opposition to a .133 batting average over that stretch...finished May with a 1.88 ERA in 14 appearances and then posted a 1.84 ERA in 14 games in June...walked a season-high two batters June 10 at Los Angeles-AL (also June 30 at Detroit and July 30 at Houston)...tossed a scoreless eighth inning in his 400th career appearance June 19 against Boston...allowed three runs over a two-game stretch from June 21 to 25...then had a season-high 14.0-inning scoreless streak from June 27 to Aug. 8...allowed a .170 opponents batting average during the streak...did not allow a hit over a seven-game stretch from July 23 to Aug. 8 (6.0 ip)...did not allow a run in eight games and 7.2 innings in July...then posted a 5.19 ERA despite a .182 opponents batting average in 10 games in August...allowed a season-high three runs twice over a five game span in August (Aug. 10 against Minnesota and Aug. 26 at Houston)...matched his season-high by allowing three hits Aug. 10 against Minnesota...did not allow an earned run over a 12-game stretch from Aug. 28 to Sept. 24 (12.0 ip, 2 r)...the streak ended in his final outing of the season Sept. 25 at Texas when he surrendered a walk-off home run to Beltre...finished September with a 0.73 ERA in 12 relief appearances...made his postseason debut Sept. 30 at Kansas City in the Wild Card game...entered the game with the A's leading 7-4 and allowed two inherited runners to score (0.2 ip, 1 h, 1 bb, 2 so).

LIFETIME PITCHING RECORD

Year	Club	W	L	ERA	G	GS	CG	SHO	SV	IP	H	R	ER	HR	HB	BB	IBB	SO	WP	BK
2006	Johnson City	0	1	3.86	15	0	0	0	5	16.1	14	10	7	0	1	6	0	24	4	2
	State College	6	1	1.72	12	0	0	0	4	15.2	9	5	3	0	0	9	1	22	5	0
2007	Palm Beach	3	4	1.97	53	0	0	0	29	64.0	42	14	14	0	1	20	3	69	5	1
	Springfield	0	0	0.00	1	0	0	0	0	1.0	1	0	0	0	0	0	0	3	0	0
2008	Springfield	7	6	3.35	57	0	0	0	10	75.1	62	32	28	6	3	26	5	78	5	1
2009	SAN DIEGO	2	4	3.24	72	0	0	0	1	75.0	62	29	27	3	3	31	9	93	4	0
2010	SAN DIEGO	4	7	3.22	80	0	0	0	2	78.1	47	30	28	8	1	18	2	89	0	0
2011	Tucson	0	0	20.25	2	0	0	0	0	1.1	3	3	3	0	0	2	0	2	0	0
	SAN DIEGO	3	3	2.75	61	0	0	0	0	55.2	57	23	17	2	2	19	3	34	2	0
2012	SAN DIEGO	2	0	2.39	77	0	0	0	9	71.2	57	19	19	7	3	21	3	72	3	0
2013	SAN DIEGO	6	8	2.71	73	0	0	0	4	66.1	49	24	20	3	4	18	2	64	1	0
2014	OAKLAND	5	5	2.12	72	0	0	0	3	72.1	58	20	17	6	1	15	3	59	6	0
AL Totals		5	5	2.12	72	0	0	0	3	72.1	58	20	17	6	1	15	3	59	6	0
NL Totals		17	22	2.88	363	0	0	0	16	347.0	272	125	111	23	13	107	19	352	10	0
ML Totals		22	27	2.75	435	0	0	0	19	419.1	330	145	128	29	14	122	22	411	16	0

WILD CARD RECORD

Year	Club/Opp.	W	L	ERA	G	GS	CG	SHO	SV	IP	H	R	ER	HR	HB	BB	IBB	SO	WP	BK
2014	OAK vs. KC	0	0	0.00	1	0	0	0	0	0.2	1	0	0	0	0	1	0	2	1	0

WORLD BASEBALL CLASSIC RECORD

Year	Club	W	L	ERA	G	GS	CG	SHO	SV	IP	H	R	ER	HR	HB	BB	IBB	SO	WP	BK
2013	United States	0	0	0.00	2	0	0	0	0	2.0	0	0	0	0	0	0	0	2	0	0

GREGERSON'S CAREER BESTS

Low Hit Complete Game: None
Innings Pitched: 3.0, May 16, 2009 vs. Cincinnati
Strikeouts: 4 (twice), last: June 23, 2010 at Tampa Bay
Pitches: 47, May 16, 2009 vs. Cincinnati
Longest Winning Streak: 4, July 28, 2011 to April 9, 2013
Longest Losing Streak: 3 (three times), last: June 19 to July 11, 2013
Longest Scoreless Streak: 23.0, July 4 to August 27, 2012

A.J. GRIFFIN

64

RIGHT-HANDED PITCHER

Height/Weight: 6-5 / 230

Bats/Throws: Right / Right

Birthdate: January 28, 1988


End of Season Age: 26

Birthplace/Resides: El Cajon, California / Scottsdale, Arizona

Major League Service: 2 years, 102 days

Obtained: Selected in the 13th round of the 2010 First-Year Player Draft

Contract Status: First year of a one-year contract through 2014.



2014 HIGHLIGHTS

Missed the entire season after undergoing “Tommy John” surgery on his right elbow...had no decisions and a 10.38 ERA in three Spring Training starts before he was shut down after his March 13 start against Colorado...was placed on the 15-day disabled list March 29 retroactive to March 21 with a flexor muscle strain...underwent successful reconstructive surgery to repair the ulnar collateral ligament in his right elbow April 30...the surgery was performed by Dr. Thomas Mehlhoff at the Texas Orthopedic Hospital in Houston...was transferred to the 60-day DL May 4.

LIFETIME PITCHING RECORD

Year	Club	W	L	ERA	G	GS	CG	SHO	SV	IP	H	R	ER	HR	HB	BB	IBB	SO	WP	BK
2010	AZL A's	0	0	0.00	4	0	0	0	0	5.0	1	0	0	0	0	0	0	6	0	0
	Vancouver	1	1	2.95	20	0	0	0	15	21.1	14	9	7	0	3	7	1	27	2	0
2011	Burlington	4	0	1.56	8	8	0	0	0	52.0	36	10	9	2	2	5	0	46	0	0
	Stockton	5	3	3.57	12	12	0	0	0	70.2	64	31	28	8	2	14	0	82	3	1
	Sacramento	0	1	3.00	1	1	0	0	0	6.0	6	3	2	1	0	2	0	8	0	0
	Midland	2	3	6.47	6	6	0	0	0	32.0	39	24	23	6	2	11	0	20	0	0
2012	Midland	3	1	2.49	7	7	0	0	0	43.1	31	12	12	4	1	7	0	44	1	0
	Sacramento	4	2	3.07	10	10	2	0	0	58.2	48	27	20	3	4	11	1	47	2	0
	OAKLAND	7	1	3.06	15	15	0	0	0	82.1	74	29	28	10	1	19	0	64	0	0
2013	OAKLAND	14	10	3.83	32	32	1	1	0	200.0	171	91	85	36	4	54	2	171	7	0
2014	OAKLAND	(Injured — Did Not Pitch)																		
ML Totals		21	11	3.60	47	47	1	1	0	282.1	245	120	113	46	5	73	2	235	7	0

DIVISION SERIES RECORD

Year	Club/Opp.	W	L	ERA	G	GS	CG	SHO	SV	IP	H	R	ER	HR	HB	BB	IBB	SO	WP	BK
2012	OAK vs. DET	0	0	3.60	1	1	0	0	0	5.0	7	2	2	1	0	0	0	1	0	0

GRIFFIN'S CAREER BESTS

Low Hit Complete Game: 2, June 26, 2013 vs. Cincinnati
Innings Pitched: 9.0, June 26, 2013 vs. Cincinnati
Strikeouts: 9 (twice), last: September 6, 2013 vs. Houston
Pitches: 110 (twice), last: July 13, 2013 vs. Boston
Longest Winning Streak: 6, July 13 to September 12, 2012
Longest Losing Streak: 3, May 30 to June 15, 2013
Longest Scoreless Streak: 14.0 (twice), last: April 27 to May 8, 2013

JASON HAMMEL

40

RIGHT-HANDED PITCHER

Height/Weight: 6-6 / 225 **Bats/Throws:** Right / Right
Birthdate: September 2, 1982 **End of Season Age:** 32
Birthplace/Resides: Greenville, South Carolina / Rehoboth, Massachusetts
Major League Service: 7 years, 153 days
Obtained: Acquired from the Chicago Cubs with Jeff Samardzija for Dan Straily, minor leaguers Addison Russell and Billy McKinney and a PTBNL or cash considerations, July 5, 2014
Contract Status: First year of a one-year contract through 2014.

2014 HIGHLIGHTS

Was acquired from the Cubs July 5 and went 2-6 with a 4.26 ERA in 13 games, including 12 starts, with the A's...was 8-5 with a 2.98 ERA in 17 starts with Chicago and combined for a 10-11 record and a 3.47 ERA in 30 games overall...the 10 wins matched his career high from 2009 and 2010 with Colorado...had a career-high 158 strikeouts and also had the best strikeout-to-walk ratio of his career (3.59)...his .289 opponents on-base percentage was a career low...had the 17th lowest opponents batting average in the majors (.235)...went 0-4 with a 9.53 ERA and .351 opponents batting average over his first four starts with the A's, 2-2 with a 2.49 ERA and .215 opponents batting average over his final eight starts...received two runs of support or fewer 11 of his 12 starts with the A's, including one run or fewer seven times...his run support average as a starter with the A's was 2.78...received two runs of support or fewer in 20 of his 29 starts overall and his season RSA of 3.52 was 10th lowest in the majors...allowed 10 home runs in 108.2 innings with the Cubs (0.83 per nine innings) and 13 in 67.2 innings with the A's (1.73 per nine innings)...the 13 home runs were third most in the American League following the July 5 trade...allowed 23 home runs overall, which was a career-high...17 of his 23 home runs were solo shots...his opponents batting average included a .233 (84-for-361) mark against right-handed hitters compared to .237 (70-for-295) against left-handers...his career splits are .271 (634-for-2337) against righties, .275 (602-for-2186) against lefties...allowed a .222 average to batters leading off an inning and issued just 10 walks for a .263 on-base percentage...his opponents batting average jumped to .272 with runners in scoring position and he has yielded a .294 (305-for-1036) career average with RISP...opponents were 0-for-8 with four RBI with the bases loaded...allowed a .228 opponents average the

first time through the lineup, .236 the second time and .243 after that...was 8-6 with a 3.01 ERA in 18 starts before the All-Star Break, 2-5 with a 4.31 ERA in 12 games, 11 starts, after the break...is 44-36 with a 4.23 ERA (329 er in 699.2 ip) in 134 career appearances before the ASB, 15-34 with a 5.16 ERA (267 er in 466.0 ip) in 111 career outings after the break...combined for a 6-2 record and a 2.43 ERA in 13 games in his home ballparks...that included 4-1 with a 2.35 ERA in seven starts at Wrigley Field and 2-1 with a 2.56 ERA in six games, five starts, in the Coliseum...is now 6-1 with a 2.26 ERA (13 er in 51.2 ip) in 11 career appearances in Oakland...was 4-9 with a 4.29 ERA in 17 starts on the road...tied for third in the majors in road losses...compiled a 7-5 record and a 2.78 ERA in 17 starts on five days rest or more compared to 3-6 with a 4.75 ERA in 12 starts on four days rest...was 6-5 with a 2.89 ERA and .198 opponents batting average in 15 day games, 4-6 with a 4.12 ERA and .272 opponents batting average in 15 starts at night...tied for fourth in the majors in day starts (14) and had the seventh lowest opponents batting average among pitchers with at least 50 innings during the day...had a 5.59 ERA in the first inning and allowed nine home runs, which were the most first inning home runs in the majors...posted a 4.50 ERA over the first three innings of the game, a 1.52 ERA in the fourth and fifth innings and a 3.89 ERA from the sixth inning on...was 1-3 with a 4.79 ERA in four interleague starts...tied for fourth in the majors in interleague losses...matched his career high with two pickoffs...the A's went 2-10 (.167) in his starting assignments after the Cubs were 10-7 (.588)...his teams are 94-93 (.503) in his career starts...walked two batters or fewer in 25 of his 29 starts.

CHICAGO: Won his first two starts of the season against Pittsburgh (April 3 and 9)...tossed 7.0 innings in the second contest to go over 1000 innings pitched in his career...suffered his first loss in an inter-league game at New York April 16, a 3-0 decision...then won each of his final two April starts, including April 27 at Milwaukee when he combined with Strop and Rondon on a three-hit shutout in the Cubs 4-0 win...finished April with a 4-1 record, a 2.08 ERA and .144 opponents batting average in five starts...ranked second in the National League in opponents batting average in April, tied for second in wins and 10th in ERA...it marked the fourth time he has won four games in a month in his career...became the first Cubs pitcher to win four games in April since 2008 (Dempster, Zambrano)...the opponents batting average was the lowest single-month mark of his career...is now 16-9 with a 4.15 ERA (91 er in 197.1 ip) in 36 career games in April...the wins are his most for any month...tossed a season-high 112 pitches May 9 at Atlanta...tossed 7.0 scoreless innings in back-to-back starts May 31 at Milwaukee and June 6 against Miami...picked up the win against the Brewers but had a no decision in a 5-3, 13-inning win over the Marlins...allowed a two-run home run to McCutchen in the first inning June 11 at Pittsburgh to snap a 14.0-inning scoreless streak and a career-high 51.2-inning homerless streak...surrendered a season-high 11 hits in the game...struck out a season-high nine batters June 16 at Miami...picked up the win in his final two starts with the Cubs against Washington June 27 and July 4...it marked the third and final time he won two straight decisions in 2014...is now 8-0 against the Nationals in his career...was traded to the A's July 5 with right-handed pitcher Jeff Samardzija for shortstop Addison Russell, outfielder Billy McKinney, right-handed pitcher Dan Straily and a player to be named later or cash...had the fifth lowest opponents on-base percentage in the NL at the time of the trade (.272), the seventh lowest batting average (.222) and the ninth lowest slugging percentage (.354)...also ranked sixth in strikeout-to-walk ratio (4.52) and tied for 10th in wins (8).

OAKLAND: Was the losing pitcher in his first start with the A's, a 5-2 decision at San Francisco July 9...went 0-4 with a 9.53 ERA and .351 opponents batting average in his first four starts with Oakland...became the third pitcher in Oakland history to lose each of his first four games with the club...Ryan Glynn also lost each of his first four contests from June 3-22, 2005 and Mike Morgan lost his first nine from June 11, 1978-July 24, 1979...the losing streak was a season-high...allowed five runs in 2.0 innings July 19 against Baltimore, which was his shortest outing as a starter since April 16, 2010 at Atlanta (1.2 ip)...allowed a career-high tying eight runs in 4.1 innings in an 8-1 loss at Houston July 30 (third time)...combined with the Cubs and A's to go 1-4 with a 7.83 ERA and .323 opponents batting average in five starts in July...it was the third time in his career he lost four games in a month (July, 2013 and May, 2011) and he tied for the Major League lead in July losses...is now 4-21 with a 5.53 ERA (116 er in 188.2 ip) in 44 career appearances in July...walked a season-high four batters Aug. 5 but tossed 5.2 shutout innings for his first win as an Athletic, a 3-0 shutout over Tampa Bay...allowed a season-high tying three home runs Aug. 15 at Atlanta (also April 9 vs. Pittsburgh)...with off days on Aug. 18 and 21, he had his turn skipped in the rotation...returned to the rotation Aug. 26 and went 1-1 with a 2.02 ERA over his final six games, including five starts...finished August with a 1-1 record and a 2.86 ERA in four starts...then went 1-1 with a 2.20 ERA and .198 opponents batting average in five games, four starts,

in September...tossed a season-high 8.0 innings Sept. 1 to defeat Seattle 6-1...made his only relief appearance of the season Sept. 18 against Texas and tossed 3.0 scoreless innings...missed his turn in the rotation Sept. 20 to be with his wife for the birth of their second child...returned to make one final start Sept. 25 at Texas when he allowed one run in 6.0 innings but had a no decision in the A's 2-1 loss...pitched in relief in the Wild Card game against Kansas City Sept. 30 and faced one batter, allowing the game winning RBI single to Perez in the bottom of the 12th inning of the A's 9-8 loss.

LIFETIME PITCHING RECORD

Year	Club	W	L	ERA	G	GS	CG	SHO	SV	IP	H	R	ER	HR	HB	BB	IBB	SO	WP	BK
2002	Princeton	0	0	0.00	2	0	0	0	1	5.1	7	0	0	0	0	0	0	5	0	0
	Hudson Valley	1	5	5.23	13	10	0	0	1	51.2	71	41	30	0	4	14	0	38	3	2
2003	Charleston (SC)	6	2	3.40	14	12	1	0	0	76.2	70	32	29	2	2	27	1	50	4	1
2004	Charleston (SC)	4	7	3.23	18	18	0	0	0	94.2	94	54	34	7	2	27	0	88	8	0
	Bakersfield	6	2	1.89	11	11	0	0	0	71.1	52	18	15	4	4	20	0	65	3	0
2005	Montgomery	8	2	2.66	12	12	3	0	0	81.1	70	26	24	5	2	19	0	76	2	1
	Durham	3	2	4.12	10	10	0	0	0	54.2	57	31	25	8	3	27	0	48	4	0
2006	Durham	5	9	4.23	24	24	1	0	0	127.2	133	71	60	11	7	36	0	117	5	1
	TAMPA BAY	0	6	7.77	9	9	0	0	0	44.0	61	38	38	7	1	21	0	32	3	2
2007	Durham	4	5	3.42	13	13	2	1	0	76.1	61	29	29	3	4	28	0	75	7	2
	TAMPA BAY	3	5	6.14	24	14	0	0	0	85.0	100	58	58	12	2	40	1	64	3	0
2008	TAMPA BAY	4	4	4.60	40	5	0	0	2	78.1	83	45	40	11	2	35	4	44	7	0
2009	COLORADO	10	8	4.33	34	30	1	0	0	176.2	203	94	85	17	9	42	6	133	4	0
2010	COLORADO	10	9	4.81	30	30	0	0	0	177.2	201	97	95	18	6	47	1	141	13	2
	Colorado Springs	1	0	5.14	1	1	0	0	0	7.0	9	4	4	1	0	1	0	6	0	0
2011	COLORADO	7	13	4.76	32	27	0	0	1	170.1	175	100	90	21	6	68	3	94	8	1
2012	BALTIMORE	8	6	3.43	20	20	1	1	0	118.0	104	48	45	9	2	42	2	113	3	0
	Frederick	1	0	0.00	1	1	0	0	0	5.0	3	0	0	0	0	1	0	7	0	0
2013	BALTIMORE	7	8	4.97	26	23	0	0	1	139.1	155	81	77	22	8	48	1	96	1	0
	Bowie	0	0	0.00	1	1	0	0	0	2.2	3	0	0	0	2	0	0	3	0	0
	Aberdeen	0	0	2.25	1	1	0	0	0	4.0	3	1	1	0	0	1	0	2	0	0
2014	CHICAGO (NL)	8	5	2.98	17	17	0	0	0	108.2	88	36	36	10	5	23	2	104	4	0
	OAKLAND	2	6	4.26	13	12	0	0	0	67.2	66	34	32	13	3	21	0	54	2	0
AL Totals		24	35	4.90	132	83	1	1	3	532.1	569	304	290	74	18	207	8	403	19	2
NL Totals		35	35	4.35	113	104	1	0	1	633.1	667	327	306	66	26	280	12	472	29	3
ML Totals		59	70	4.60	245	187	2	1	4	1165.2	1236	631	596	140	44	487	20	875	48	5

WILD CARD RECORD

Year	Club/Opp.	W	L	ERA	G	GS	CG	SHO	SV	IP	H	R	ER	HR	HB	BB	IBB	SO	WP	BK
2014	OAK vs. KC	0	0	—	1	0	0	0	0	0.0	1	0	0	0	0	0	0	0	0	0

DIVISION SERIES RECORD

Year	Club/Opp.	W	L	ERA	G	GS	CG	SHO	SV	IP	H	R	ER	HR	HB	BB	IBB	SO	WP	BK
2009	COL vs. PHI	0	0	9.82	1	1	0	0	0	3.2	4	4	4	1	0	3	0	5	0	0
2012	BAL vs. NYY	0	1	3.18	2	2	0	0	0	11.1	8	4	4	0	0	6	2	11	0	0
Totals		0	1	4.80	3	3	0	0	0	15.0	12	8	8	1	0	9	2	16	0	0

HAMMEL'S CAREER BESTS

Low Hit Complete Game: 1, June 16, 2012 at Atlanta
Innings Pitched: 9.0, June 16, 2012 at Atlanta
Strikeouts: 10 (three times), last: June 22, 2012 vs. Washington
Pitches: 118, August 25, 2009 vs. Los Angeles (NL)
Longest Winning Streak: 6, May 27 to July 10, 2010
Longest Losing Streak: 6 (twice), last: June 1 to July 28, 2013
Longest Scoreless Streak: 28.1, June 1 to 24, 2010

HAMMEL'S 2014 STARTS

Date	Opponent	Score	Dec	ERA*	IP	H	R	ER	BB	SO	HR	#PIT
WITH CHICAGO (NL)												
April 3	at Pittsburgh	3-2	W	1.35	6.2	2	1	1	1	5	0	98
April 9	Pittsburgh	7-5	W	2.63	7.0	3	3	3	1	6	3	96
April 16	at New York (AL)	0-3	L	3.05	7.0	5	3	3	3	5	1	104
April 22	Arizona	9-2	W	2.60	7.0	4	1	1	0	4	1	109
April 27	at Milwaukee	4-0	W	2.08	7.0	3	0	0	2	7	0	98
May 4	St. Louis	4-5	--	2.43	6.0	7	3	3	2	5	0	101
May 9	at Atlanta	2-3 (10)	--	2.45	7.0	7	2	2	1	5	0	112
May 15	at St. Louis	3-5	L	3.06	5.1	5	5	5	2	6	0	106
May 20	New York (AL)	6-1	W	2.91	5.2	4	1	1	1	6	0	92
May 25	at San Diego	3-4	L	3.08	5.2	3	3	3	2	5	0	90
May 31	at Milwaukee	8-0	W	2.78	7.0	4	0	0	0	8	0	110
June 6	Miami	5-3 (13)	--	2.53	7.0	6	0	0	1	8	0	99
June 11	at Pittsburgh	2-4	L	2.81	5.0	11	4	4	2	6	1	93
June 16	at Miami	5-4 (13)	--	3.02	6.0	8	4	4	1	9	1	90
June 22	Pittsburgh	1-2	L	2.99	7.0	6	2	2	1	6	1	108
June 27	Washington	7-2	W	2.98	6.1	5	2	2	1	6	1	101
July 4	at Washington	7-2	W	2.98	6.0	5	2	2	2	7	1	92
WITH OAKLAND												
July 9	at San Francisco	2-5	L	3.60	5.0	6	3	2	3	3	1	99
July 19	Baltimore	4-8	L	9.00	2.0	6	5	5	2	2	2	58
July 25	at Texas	1-4	L	7.11	5.2	7	4	3	2	3	0	89
July 30	at Houston	1-8	L	9.53	4.1	7	8	8	3	4	2	92
Aug. 5	Tampa Bay	3-0	W	7.15	5.2	7	0	0	4	2	0	97
Aug. 10	Minnesota	1-6	--	5.90	6.1	4	1	1	2	5	1	92
Aug. 15	at Atlanta	3-7	L	6.75	3.0	6	5	5	1	2	3	60
Aug. 26	at Houston	2-4	--	5.77	7.0	3	1	1	1	6	1	93
Sept. 1	Seattle	6-1	W	4.98	8.0	3	1	1	1	5	1	111
Sept. 7	Houston	3-4	--	4.70	6.2	5	2	2	1	7	0	101
Sept. 12	at Seattle	2-4	L	4.76	5.0	4	3	3	1	6	2	78
Sept. 25	at Texas	1-2	--	4.26	6.0	5	1	1	0	5	0	96

*indicates ERA by league

JOHN JASO

5

CATCHER

Height/Weight: 6-2 / 205

Bats/Throws: Left / Right

Birthdate: September 19, 1983

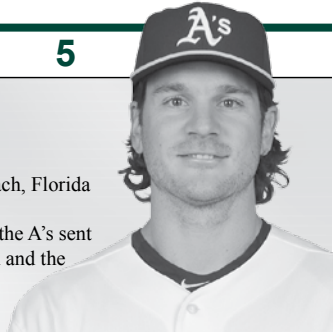
End of Season Age: 31

Birthplace/Resides: Chula Vista, California / St. Petersburg Beach, Florida

Major League Service: 5 years, 32 days

Obtained: Acquired from Seattle in a three-team trade in which the A's sent A.J. Cole, Blake Treinen and a PTBNL (Ian Krol) to Washington and the Nationals sent Michael Morse to Seattle, January 16, 2013

Contract Status: First year of a one-year contract through 2014.



2014 HIGHLIGHTS

Had his season end early due to a concussion for the second consecutive year...was batting .264 with nine home runs and 40 RBI in 99 games when he was placed on the seven-day disabled list Aug. 25... his 2013 season ended July 25...had career highs in hit by pitches (7) and strikeouts (60)...matched his career high with three triples, which fell one short of the Oakland record for triples by a catcher (Mike Heath, 4 in 1982 and 1985)...made 79 starts, all against right-handed pitching...hit .272 (77-for-283) with all nine of his home runs and 35 of his 40 RBI against right-handed pitchers, .167 (4-for-24) with one extra base hit (a double) against left-handers...slugged .449 against righties, .208 against lefties... has made each of his 134 starts in two seasons with the A's against righties...his career splits include a .272 (335-for-1231) batting average and 31 of his 32 home runs against righties, .169 (29-for-172) against lefties...has a .424 career slugging percentage against righties, .221 against lefties...had a roller coaster season with his batting average as he hit .236 in April, .359 in May, .219 in June, .323 in July and .149 in August...batted .298 in 54 games as a catcher compared to .208 in 35 games as a designated hitter...in two seasons with the A's, he is hitting .296 (94-for-318) as a catcher, .206 (36-for-175) as

the DH...was 6-for-16 (.375) with two doubles, two home runs, three RBI and three walks as a pinch hitter...tied for the lead among American League pinch hitters in extra base hits (4), ranked second in total bases (14), tied for second in doubles and home runs and tied for third in hits...since 2010, he is tied for the lead among AL pinch hitters in hits (17), ranks second in walks (17) and tied for sixth in RBI (11)...batted .304 with runners on base compared to .236 with six of his nine home runs with the bases empty...hit .355 with RISP and two outs, which ranked fifth in the AL...had a .301 batting average with four of his nine home runs with two outs...six of his nine home runs either tied the game (2) or put the A's ahead (4)...21 of his 32 career home runs have either tied the game (4) or put his team ahead (17)...hit .366 with three home runs and six RBI in 13 interleague games...started 47 games at catcher and 32 at designated hitter...committed just one error in 54 games total behind the plate for a .997 fielding percentage...tossed out 4-of-36 (11.1%) attempted base stealers and has thrown out 29-of-207 (14.0%) in his career...made a team-leading 46 starts batting second in the order but hit just .225 in 49 games overall from the two spot...hit .358 with four home runs and 17 RBI in 17 games batting leadoff...has a .331 (40-for-121) batting average and a .400 on-base percentage (13 walks, one hit by pitch) in 31 games batting leadoff in two seasons with the A's...averaged 3.82 pitches per plate appearance, which was a career low.

OAKLAND: Went 1-for-3 with a double and walk in an Opening Day start at catcher March 31 against Cleveland...made each of his first 16 starts of the season behind the plate...after that, made 32 starts at designated hitter and 31 at catcher...went 0 for 2 in his second game of the season to snap a streak where he reached base safely via hit, walk or hit by pitch in 28 consecutive starts behind the plate dating back to May 4, 2013...that matched the longest such streak by a catcher in Oakland history (Gene Tenace, June 12-Sept. 25, 1973)...hit the pinch hit game-winning two-run home run in the top of the ninth inning April 14 at Los Angeles (AL) in a 3-2 A's win...scored a career-high three runs April 18 against Houston...struck out four times April 21 against Texas for the second time in his career (also Sept. 16, 2011 at Boston)...also stole a base to become the first Athletic since at least 1914 to strikeout at least four times in a nine-inning game and steal a base...is the first Major League catcher to do it since at least 1914...was batting .212 with a home run and four RBI over his first 20 games through April 27...then hit .341 with five home runs, 15 RBI and a .423 on-base percentage over his next 28 games through June 8...homed in back-to-back games for the second time in his career May 9 and 10 against Washington (also Aug. 10-11, 2012)...homed again May 14 against Chicago and had an extra base hit in four straight games from May 9 to 14...had a walk-off RBI double in the bottom of the 10th inning in the A's 4-3 win over Washington May 10...it was his fourth career game-ending RBI, his first as an Athletic...led off the game with a home run May 14 against Chicago (AL)...it was his third career lead-off home run, his first since Sept. 4, 2010 at Baltimore...had his best month of the season in May, batting .359 with four home runs and 10 RBI in 19 games...the four home runs were his most ever in a month and the .359 average was second only to his .400 in April, 2010...drove in a season-high four runs June 8 at Baltimore...then went 12-for-62 (.194) over his next 19 games through July 4...had a RBI single in the first inning June 16 against Texas to snap a career-high 0-for-21 streak...hit his second pinch homer of the season June 22 against Boston, a game-tying shot in the bottom of the ninth inning in a game the A's would lose 7-6 in 10 innings...it was his third career pinch hit home run...batted .380 with 13 RBI over a 15-game span from July 6 to 27...began that stretch with a season-high seven-game hitting streak from July 6 to 18 (9-for-25, .360)...went 3-for-3 with a walk July 23 against Houston, matching his career high for hits...it was his fourth three-hit game of the season and the 15th of his career...went 1-for-5 in a start batting leadoff July 29 at Houston to extend his hitting streak when batting leadoff to 16 games (24-for-62, .387)...that is the second longest hitting streak by an A's leadoff hitter over the last 26 years (17, Terrence Long, June 10-29, 2000)...batted .323 with 14 RBI in 19 games in July...the RBI were his most ever in a month...was batting .149 in 16 games in August when he was placed on the seven-day disabled list Aug. 25 retroactive to Aug. 24 with a concussion...missed the final 34 games after missing the final 61 games of the 2013 season with a concussion.

LIFETIME PLAYING RECORD

Year	Club	AVG.	G	AB	R	H	2B	3B	HR	RBI	SH	SF	HP	BB	SO	SB	CS	SLG	OBP	E
2003	Hudson Valley	.227	47	154	20	35	7	0	2	20	2	3	4	25	26	2	0	.312	.344	8
2004	Hudson Valley	.302	57	199	34	60	17	2	2	35	0	1	3	22	32	1	0	.437	.378	5
2005	SW Michigan	.307	92	332	61	102	25	1	14	50	0	8	4	42	53	3	1	.515	.383	2
2006	Visalia	.309	95	366	58	113	22	0	10	55	0	6	3	31	48	1	2	.451	.362	7
2007	Montgomery	.316	109	380	62	120	24	2	12	71	2	5	4	59	49	2	2	.484	.408	6
2008	Montgomery	.271	85	284	51	77	13	2	7	43	1	3	6	62	33	1	0	.405	.408	12
	Durham	.278	31	108	14	30	7	0	5	24	0	0	0	10	14	1	1	.481	.339	0
	TAMPA BAY	.200	5	10	2	2	0	0	0	0	0	0	0	0	2	0	0	.200	.200	0
2009	Durham	.266	104	331	42	88	14	2	5	30	0	4	6	46	49	1	0	.366	.362	9
2010	Durham	.364	3	11	1	4	1	0	0	2	0	1	0	0	2	0	0	.455	.333	0
	TAMPA BAY	.263	109	339	57	89	18	3	5	44	1	3	2	59	39	4	0	.378	.372	5
2011	TAMPA BAY	.224	89	246	26	55	15	1	5	27	1	0	1	25	36	1	2	.354	.298	4
	Durham	.300	6	20	2	6	2	0	0	4	0	0	0	2	3	0	0	.400	.364	0
2012	SEATTLE	.276	108	294	41	81	19	2	10	50	1	5	5	56	51	5	0	.456	.394	0
2013	OAKLAND	.271	70	207	31	56	12	0	3	21	1	1	2	38	45	2	1	.372	.387	3
2014	OAKLAND	.264	99	307	42	81	18	3	9	40	0	2	7	28	60	2	0	.430	.337	1
ML Totals		.259	480	1403	199	364	82	9	32	182	4	13	17	206	233	14	3	.399	.359	13

DIVISION SERIES RECORD

Year	Club/Opp.	AVG.	G	AB	R	H	2B	3B	HR	RBI	SH	SF	HP	BB	SO	SB	CS	SLG	OBP	E
2010	TB vs. TEX	.300	3	10	0	3	0	0	0	1	0	0	0	1	2	0	0	.300	.364	0
2011	TB vs. TEX	.000	2	4	0	0	0	0	0	0	0	0	0	0	1	0	0	.000	.000	0
Totals		.214	5	14	0	3	0	0	0	1	0	0	0	1	3	0	0	.214	.267	0

JASO'S CAREER BESTS

Hits: 3 (15 times), last: July 23, 2014 vs. Houston

Home Runs: 1 (32 times), last: August 16, 2014 at Atlanta

Runs Batted In: 5, June 6, 2010 at Texas

Stolen Bases: 1 (14 times), last: June 25, 2014 at New York (NL)

Hitting Streak: 9, May 25 to June 13, 2013

Hitless Streak (At Bats): 21, June 6 to 14, 2014

Game Ending RBI: 4, May 10, 2014 vs. Washington (double); August 18, 2012 vs. Minnesota (sacrifice fly), June 28, 2012 vs. Boston (single), May 7, 2012 vs. Detroit (sacrifice fly)

Grand Slams: None

Pinch-Hit Home Runs: 3, June 22 vs. Boston (Koji Uehara); April 14, 2014 at Los Angeles-AL (Ernesto Frieri); April 9, 2013 at Los Angeles-AL (Kevin Jepsen)

Inside-The-Park Home Runs: None.

Lead Off Home Runs: 3, May 14, 2014 vs. Chicago-AL (Andre Rienzo); September 4, 2010 at Baltimore (Jeremy Guthrie); August 25, 2010 at Los Angeles-AL (Dan Haren)

SCOTT KAZMIR

26

LEFT-HANDED PITCHER

Height/Weight: 6-0 / 185

Bats/Throws: Left / Left

Birthdate: January 24, 1984

End of Season Age: 30

Birthplace/Resides: Houston, Texas / Cypress, Texas

Major League Service: 8 years, 119 days

Obtained: Signed as a free agent, December 4, 2013

Contract Status: First year of a two-year contract through 2015.



2014 HIGHLIGHTS

Won a career-high and team-leading 15 games in his 10th Major League season, his first with the A's... was named an American League All-Star for the third time in his career (2006, 2008)...went 15-9 with a 3.55 ERA in 32 starts... had career highs in winning percentage (.625) and opponents grounded into double plays (19) and career lows in opponents on-base percentage (.291), slugging percentage (.357) and walks per nine innings (2.36)...had two complete games after tallying just one in 208 starts over his first nine seasons...his starts and innings pitched (190.1) were second most in his career to his 34 starts

LOWEST OPPONENTS BATTING AVERAGE WITH RUNNERS IN SCORING POSITION AND TWO OUTS

.079	Bobby Bolin, SF (1965)
.081	Scott Kazmir, OAK (2014)
.082	Jack Morris, DET (1987)
.090	Wayne Twitchell, PHI (1973)
.097	Joe Magrane, STL (1988)

(Expansion era – since 1961, min. 162.0 ip)

and 206.2 innings with Tampa Bay in 2007...tied for eighth in the AL in wins...also had the sixth highest run support (5.58), tied for sixth in complete games, ranked 10th in opponents on-base percentage (.291) and slugging percentage (.357) and tied for 10th in games started...was 9-2 with a 2.08 ERA and .203 opponents batting average over his first 15 starts and was leading the AL in ERA entering play June 24...allowed seven runs in 3.0 innings that day at New York (NL) and went 6-7 with a 5.00 ERA and .272 opponents batting average over his final 16 starts...his ERA from June 24 through the end of the season was fourth highest in the AL...allowed a .238 opponents batting average, including .227 (123-for-541) against right-handed hitters compared to .273 (48-for-176) against left-handers...yielded 14 of his 16 home runs to righties...has surrendered 30 of his 35 home runs over the last two years to righties...held the opposition to a .081 batting average with runners in scoring position and two outs, which was the lowest mark by a Major Leaguer with 162 or more innings pitched since Bobby Bolin had a .079 average with San Francisco in 1965...ranked sixth in the AL among pitchers that qualified for the ERA title in opponents batting average with RISP (.196) and opponents average with two strikes (.146)...rank second in the AL with a .123 opponents average against the number eight hitter and a .169 average against the number two hitter...walked just seven batters to lead off an inning...yielded a .188 batting average with two outs, .261 with no or one outs...allowed a .239 batting average the first time through the lineup, .236 the second time and .240 after that...went 5-3 with a 2.99 ERA and .210 opponents batting average in 12 starts during the day compared to 10-6 with a 3.91 ERA and .256 opponents batting average in 20 starts at night...surrendered just two home runs in 75.1 innings during the day...is now 10-5 with a 3.11 ERA (45 er in 130.1 ip) in 22 starts in day games over the last two years compared to 15-13 with a 4.17 ERA (101 er in 218.0 ip) in 39 starts in night games...posted a 1.97 ERA in the first inning, which ranked fourth in the AL...compiled a 4-4 record and a 4.71 ERA in 12 starts against AL West competition compared to 11-5 with a 2.94 ERA in 20 starts against everyone else...over the last two years, he is 7-7 with a 5.08 ERA (60 er in 106.1 ip) in 20 starts against the AL West, 18-11 with a 3.20 ERA (86 er in 242.0 ip) in 41 starts against all other teams...was 3-1 with a 4.45 ERA in five interleague starts...tied for fifth in the AL in interleague wins...is now 14-6 with a 4.52 ERA (75 er in 149.1 ip) in 27 career interleague starts...went 11-5 with a 4.09 ERA in 17 starts on four days rest, 4-4 with a 2.90 ERA in 15 starts on five days rest or more...opponents were successful in 18-of-20 (90.0%) stolen bases off him and he had just one pickoff...the stolen base percentage was second highest in the AL (Hughes, MIN 93.3%) and the stolen bases tied for seventh most...ranked sixth in the AL in fewest pitches per game (93.2) and tied for sixth in sacrifice hits allowed (5)...the A's were 21-11 (.656) in his starting assignments...walked two batters or fewer in 25 of his 32 starts.

OAKLAND: Tossed 7.1 shutout innings and allowed just three hits in his A's debut, a 6-1 win over Cleveland in the day game April 2...is the only Athletics pitcher since at least 1914 to toss at least seven shutout innings and not walk a batter in his A's debut...won each of his first two starts but then had back-to-back no decisions April 13 at Seattle (6.0 ip, 0 r) and April 19 against Houston (8.0 ip, 3 r), both A's wins...won each of his final two starts in April to extend his season-opening winning streak to four games...it marked the first time in his career he started a season 4-0...went 4-0 with a 2.11 ERA and .206 opponents batting average in six starts in April...tied for the AL lead in wins, ranked sixth in ERA and eighth in opponents batting...is just the second A's pitcher since 1993 to go 4-0 in April (Cahill, 2011)...it was the fifth time he won four or more games in a month in his career, the first time in April...had 35 strikeouts, which was the fifth highest April strikeout total in Oakland history...was charged with his first loss of the season May 5 against Seattle...it snapped a career-high tying six-game winning streak dating back to Sept. 29, 2013...had a 1.75 ERA and .207 opponents batting average during the streak, which spanned eight starts...allowed just one home run in 51.1 innings...struck out 56 and walked just 10...tossed just 1.1 innings at Cleveland May 17, which was the shortest outing of his career...was ejected by home plate umpire Jerry Layne after walking Aguilar with one out in the second...had a four-game winning streak from May 28 to June 19 (1.27 ERA and .184 opponents batting average)...began the streak with his second career complete game, a six-hitter in the A's 3-1 win over Detroit May 28 in Oakland...did not walk a batter and struck out eight...his other complete game was a two-hit shutout against Boston on July 3, 2006...went 161 starts between complete games, which

is the seventh longest streak of consecutive starts without a complete game in ML history...struck out 10 batters in 6.1 innings June 3 at New York (AL), his 22nd career 10-strikeout game...allowed seven runs in 3.0 innings in a 10-1 loss at New York (NL) June 24...then went 3-0 with a 1.44 ERA over his next five starts from June 30 to July 27...was named to his third AL All-Star team and entered the July 15 game at Minnesota to start the sixth inning (0.2 ip, 1 h, 1 so)...has not allowed a run in three career All-Star Game appearances (3.0 ip, 1 h, 1 bb, 2 so)...finished July with a 3-0 record, a 1.38 ERA and .211 opponents batting average in four starts...the ERA was the second lowest single-month ERA of his career (1.22 in May, 2008) and it ranked fourth in the AL in July...then went 2-4 with a 7.80 ERA and .319 opponents batting average in six starts in August...the ERA was the highest in the majors and the fourth highest single-month ERA in Oakland history (min. 3.0 ip)...it was the second highest August ERA by an A's pitcher since 1942 (Mike Oquist, 9.00 in 1998)...the losses tied for the most in the AL and the opponents batting average was second highest...had his only losing streak of the season from Aug. 24 to Sept. 16 when he went 0-4 with an 8.22 ERA and .298 opponents batting average over a five-start stretch...walked 13 batters in 23.0 innings over that span...allowed seven runs in just 3.0 innings in a 9-4 loss to Los Angeles (AL) Aug. 24...then allowed six runs in a career-low tying 1.1 innings in his next start at Los Angeles (AL) Aug. 31...it marked the first time in his career he pitched three innings or fewer in consecutive starts...became the first A's pitcher with consecutive games of three innings or fewer and six runs or more since Bobby Witt (July 27-31, 1993)...tossed a complete game four-hitter and walked just one in the A's 1-0 loss at Chicago (AL) Sept. 11...became the ninth pitcher in Oakland history with a 1-0 complete game loss in which the only run scored on a home run (last: Brandon McCarthy on April 21, 2011 vs. Seattle)...finished September 1-2 with a 4.35 ERA in five starts and went 3-6 with a 6.05 ERA in 11 starts over the final two months of the season...the ERA was the highest in the majors over that span and the losses tied for third in the AL.

LIFETIME PITCHING RECORD

Year	Club	W	L	ERA	G	GS	CG	SHO	SV	IP	H	R	ER	HR	HB	BB	IBB	SO	WP	BK
2002	Brooklyn	0	1	0.50	5	5	0	0	0	18.0	5	2	1	0	2	7	0	34	0	0
2003	Capital City	4	4	2.36	18	18	0	0	0	76.1	50	26	20	6	3	28	0	105	12	1
	St. Lucie	1	2	3.27	7	7	0	0	0	33.0	29	15	12	0	2	16	0	40	2	0
2004	St. Lucie	1	2	3.42	11	11	0	0	0	50.0	49	20	19	3	0	22	0	51	5	0
	Binghamton	2	1	1.73	4	4	0	0	0	26.0	16	6	5	0	3	9	0	29	1	0
	Montgomery	1	2	1.44	4	4	0	0	0	25.0	14	7	4	0	1	11	0	24	1	0
	TAMPA BAY	2	3	5.67	8	7	0	0	0	33.1	33	22	21	4	2	21	0	41	3	0
2005	TAMPA BAY	10	9	3.77	32	32	0	0	0	186.0	172	90	78	12	10	100	3	174	7	1
2006	TAMPA BAY	10	8	3.24	24	24	1	1	0	144.2	132	59	52	15	2	52	3	163	6	0
2007	TAMPA BAY	13	9	3.48	34	34	0	0	0	206.2	196	91	80	18	7	89	1	239	10	0
2008	Vero Beach	0	1	4.70	2	2	0	0	0	7.2	8	5	4	2	0	0	0	7	0	0
	Durham	0	0	1.80	1	1	0	0	0	5.0	3	1	1	1	0	1	0	3	0	0
	TAMPA BAY	12	8	3.49	27	27	0	0	0	152.1	123	61	59	23	4	70	2	166	5	0
2009	TAMPA BAY	8	7	5.92	20	20	0	0	0	111.0	121	77	73	15	5	50	0	91	10	0
	Charlotte	0	0	0.00	1	1	0	0	0	4.2	3	0	0	0	0	1	0	5	0	0
	Durham	1	0	1.50	1	1	0	0	0	6.0	5	1	1	0	0	0	0	5	0	0
2010	LOS ANGELES (AL)	2	2	1.73	6	6	0	0	0	36.1	28	8	7	1	1	10	0	26	3	0
	Rancho Cucamonga	0	0	4.26	1	1	0	0	0	6.1	8	3	3	0	0	0	0	6	1	0
2011	LOS ANGELES (AL)	9	15	5.94	28	28	0	0	0	150.0	158	103	99	25	12	79	2	93	6	0
	LOS ANGELES (AL)	0	0	27.00	1	1	0	0	0	1.2	5	5	5	1	2	2	0	0	0	1
2012	Salt Lake	0	5	17.02	5	5	0	0	0	15.1	22	30	29	0	6	20	0	14	5	0
	Sugar Land	3	6	5.34	14	14	0	0	0	64.0	74	43	38	8	5	33	2	51	3	0
2013	Columbus	1	0	0.00	1	1	0	0	0	5.0	5	1	0	0	0	0	0	5	0	0
	CLEVELAND	10	9	4.04	29	29	0	0	0	158.0	162	76	71	19	3	47	1	162	5	1
2014	OAKLAND	15	9	3.55	32	32	2	0	0	190.1	171	81	75	16	4	50	1	164	9	1
ML Totals		91	79	4.07	242	240	3	1	0	1370.1	1301	673	620	149	52	570	13	1319	64	49

DIVISION SERIES RECORD

Year	Club/Opp.	W	L	ERA	G	GS	CG	SHO	SV	IP	H	R	ER	HR	HB	BB	IBB	SO	WP	BK
2008	TB vs. CWS	1	0	3.38	1	1	0	0	0	5.1	8	2	2	0	1	2	0	4	0	0
2009	LAA vs. BOS	0	0	7.50	1	1	0	0	0	6.0	5	5	5	1	0	3	0	1	0	0
Totals		1	0	5.56	2	2	0	0	0	11.1	13	7	7	1	1	5	0	5	0	0

LEAGUE CHAMPIONSHIP SERIES RECORD

Year	Club/Opp.	W	L	ERA	G	GS	CG	SHO	SV	IP	H	R	ER	HR	HB	BB	IBB	SO	WP	BK
2008	TB vs. BOS	0	0	4.35	2	2	0	0	0	10.1	8	5	5	3	1	6	0	9	1	0
2009	LAA vs. NYY	0	1	7.71	2	1	0	0	0	4.2	6	5	4	0	0	5	0	3	1	0
Totals		0	1	5.40	4	3	0	0	0	15.0	14	10	9	3	1	11	0	12	2	0

WORLD SERIES RECORD

Year	Club/Opp.	W	L	ERA	G	GS	CG	SHO	SV	IP	H	R	ER	HR	HB	BB	IBB	SO	WP	BK
2008	TB vs. PHI	0	1	4.50	2	2	0	0	0	10.0	10	5	5	1	1	10	0	9	0	0

ALL-STAR GAME RECORD

Year	Club/Site	W	L	ERA	G	GS	CG	SHO	SV	IP	H	R	ER	HR	HB	BB	IBB	SO	WP	BK
2006	A.L./PIT	0	0	0.00	1	0	0	0	0	1.0	0	0	0	0	0	0	0	0	0	0
2008	A.L./NYY	1	0	0.00	1	0	0	0	0	1.0	0	0	0	0	0	1	0	1	0	0
2014	A.L./MIN	0	0	0.00	1	0	0	0	0	0.2	1	0	0	0	0	0	0	1	0	0
Totals		1	0	0.00	3	0	0	0	0	2.2	1	0	0	0	0	1	0	2	0	0

KAZMIR'S CAREER BESTS

Low Hit Complete Game: 2, July 3, 2006 vs. Boston
Innings Pitched: 9.0 (twice), last: May 28, 2014 vs. Detroit
Strikeouts: 13, August 25, 2007 vs. Oakland
Pitches: 121, July 18, 2005 at Boston
Longest Winning Streak: 6 (twice), last: September 21, 2013 to April 29, 2014
Longest Losing Streak: 6, September 19, 2004 to May 7, 2005
Longest Scoreless Streak: 18.0, last: May 16 to 26, 2006

KAZMIR'S 2014 STARTS

Date	Opponent	Score	Dec	ERA	IP	H	R	ER	BB	SO	HR	#PIT
April 2	Cleveland (D)	6-1	W	0.00	7.1	3	0	0	0	5	0	94
April 7	at Minnesota	8-3	W	2.03	6.0	6	3	3	4	5	0	101
April 13	at Seattle	3-0	--	1.40	6.0	2	0	0	0	9	0	82
April 19	Houston	4-3	--	1.65	8.0	6	3	2	0	5	1	106
April 24	at Houston	10-1	W	1.62	6.0	5	1	1	2	7	0	93
April 29	at Texas	9-3	W	2.11	5.0	7	3	3	1	4	0	95
May 5	Seattle	2-4	L	2.64	6.0	8	4	4	2	3	1	99
May 11	Washington	9-1	W	2.28	7.0	4	0	0	0	4	0	88
May 17	at Cleveland	6-2	--	2.39	1.1	1	1	1	3	1	0	41
May 23	at Toronto	2-3	L	2.56	7.0	5	3	3	1	2	1	97
May 28	Detroit	3-1	W	2.36	9.0	6	1	1	0	8	1	103
June 3	at New York (AL)	5-2 (10)	--	2.40	6.1	6	2	2	2	10	1	109
June 8	at Baltimore	11-1	W	2.20	7.0	4	0	0	2	7	0	96
June 14	New York (AL)	5-1	W	2.05	6.0	3	1	0	3	2	0	98
June 19	Boston	4-2	W	2.08	7.0	4	2	2	0	8	1	111
June 24	at New York (NL)	1-10	L	2.66	3.0	8	7	7	1	4	3	62
June 30	at Detroit	4-5	--	2.61	5.1	4	1	1	3	7	1	99
July 5	Toronto	5-1	W	2.53	7.0	3	1	1	2	8	0	113
July 10	San Francisco	6-1	W	2.38	7.0	3	0	0	1	9	0	103
July 22	Houston	2-3 (12)	--	2.32	7.0	7	2	1	1	6	0	107
July 27	at Texas	9-3	W	2.37	5.0	7	2	2	2	2	1	94
Aug. 3	Kansas City	2-4	L	2.53	6.0	10	4	4	1	2	0	99
Aug. 8	Minnesota	6-5	W	2.73	6.2	5	5	5	1	4	0	85
Aug. 13	at Kansas City	0-3	L	2.78	7.0	7	3	3	1	3	1	98
Aug. 19	New York (NL)	6-2	W	2.73	6.0	4	1	1	3	6	1	105
Aug. 24	Los Angeles (AL)	4-9	L	3.08	3.0	10	7	7	2	1	1	61
Aug. 31	at Los Angeles (AL)	1-8	L	3.39	1.1	2	6	6	4	0	0	57
Sept. 6	Houston	4-3	--	3.42	6.1	3	3	3	5	8	0	92
Sept. 11	at Chicago (AL)	0-1	L	3.32	8.0	4	1	1	1	7	1	113
Sept. 16	Texas	3-6	L	3.44	4.1	9	6	4	1	3	1	82
Sept. 21	Philadelphia	8-6 (10)	--	3.63	5.1	11	6	6	1	9	0	99
Sept. 26	at Texas	6-2	W	3.55	7.0	4	2	1	0	5	0	101

LEFT-HANDED PITCHER

Height/Weight: 6-4 / 240

Bats/Throws: Left / Left

Birthdate: January 7, 1984

End of Season Age: 30

Birthplace/Resides: Tacoma, Washington / Sharpsburg, Georgia

Major League Service: 8 years, 75 days

Observed: Acquired from the Boston Red Sox with Jon Lester and cash for Yoenis Cespedes and a 2015 Competitive Balance Pick, July 31, 2014

Contract Status: Sixth year of a six-year contract through 2014.

2014 HIGHLIGHTS

Was acquired from Boston at the trading deadline and went 6-4 with a 2.35 ERA in 11 starts with Oakland...had six of the 16 wins by A's starting pitchers over the final two months of the season...was 10-7 with a 2.52 ERA in 21 starts with the Red Sox and combined for a 16-11 record and a 2.46 ERA in 32 starts overall...the ERA was the lowest of his career by three-quarters of a run (3.21 in 2008)...also had career-lows in opponents on-base percentage (.281) and walks per nine innings (1.97) and matched his career low in run support average (4.51)...had career highs in innings pitched (219.2) and strikeout-to-walk ratio (4.58)...was named to the American League All-Star Team for the third time in his career (2010, 2011)...ranked fourth in the AL in ERA, tied for fourth in wins, fifth in strikeouts (220), sixth in innings pitched, tied for sixth in opponents grounded into double plays (21), seventh in opponents on-base percentage and strikeout-to-walk ratio, ninth in opponents batting average (.236) and slugging percentage (.354), 10th in walks per nine innings and home runs per nine innings (0.66) and tied for 10th in games started...since 1920, his 2.46 ERA was second lowest by a Major League pitcher who pitched for two or more teams...the lowest is 2.32 by John Tudor in 1988 with St. Louis and Los Angeles...his 220 strikeouts were seventh most by a pitcher with two teams since 1900...was 6-7 with a 3.52 ERA and .263 opponents batting average over his first 13 starts...then went 10-4 with a 1.80 ERA and .219 opponents average over his final 19 starts beginning June 12...his ERA from June 12 through the end of the season was second lowest in the majors to the Dodgers' Clayton Kershaw (1.32)...opponents reached base on an error 12 times, which tied for the ML lead...that led to 16 unearned runs, which were the most in the AL and second most in the majors (Haren, LAD 18)...ranked third in the AL in pitches per game (109.2) and was sixth in total pitches (3493)...tied for second in most sacrifice hits (6) and tied for ninth in stolen bases allowed (16)...won 15 or more games for the sixth time in the last seven seasons...is the only ML pitcher with six 15-win seasons over that span and only three others have five (Greinke, Sabathia, Verlander)...is one of five pitchers to strike out 150 or more batters in each of the last seven seasons, one of five with 31 or more starts and one of six with 190 or more innings pitched...since 2008, he ranks fourth among Major League pitchers in wins (105), sixth in innings pitched (1451.2) and seventh in strikeouts (1347) and games started (226)...went 8-6 with a 1.95 ERA in 17 starts in his home ballparks, including 5-4 with a 1.91 ERA in 11 starts in Fenway Park and 3-2 with a 2.01 ERA in six starts in the Coliseum as an Athletic...had the lowest home ERA in the AL and the fifth lowest in the majors...surrendered 11 of his 16 home runs on the road...allowed just two home runs in 75.1 innings at Fenway...was 8-5 with a 3.07 ERA in 15 starts on the road...had an 11-5 record and a 2.58 ERA in 18 starts at night, 5-6 with a 2.32 ERA in 14 starts during the day...had the fifth lowest night ERA in the AL and the fifth lowest day ERA...compiled a 2.15 ERA and .224 opponents batting average over the first six innings of a game compared to a 4.26 ERA and .306 opponents batting average from the seventh inning on...his .236 opponents batting average included a .230 (145-for-631) mark against right-handed hitters compared to .258 (49-for-190) against left-handers...allowed 13 of his 16 home runs to righties...13 of the home runs were solo shots...yielded a .224 batting average

BESTS FOR PITCHERS WITH TWO OR MORE TEAMS IN A SEASON

ERA (since 1920)

2.32	John Tudor, 1988 (STL/LA)
2.46	Jon Lester, 2014 (BOS/OAK)
2.48	Bill Lohman, 1942 (STL/NYG)
2.55	Zane Smith, 1990 (MON/PIT)
2.58	Tom Seaver, 1977 (NYM/CIN)

STRIKEOUTS (since 1900)

329	Randy Johnson, 1998 (SEA/HOU)
271	David Price, 2014 (TB/DET)
261	David Cone, 1992 (NYM/TOR)
251	CC Sabathia, 2008 (CLE/MIL)
235	Mark Langston, 1989 (SEA/MON)
233	Gaylord Perry, 1975 (CLE/TEX)
220	Jon Lester, 2014 (BOS/OAK)

with runners in scoring position, including .185 with RISP and two outs...opponents were 0-for-7 with a walk and one RBI with the bases loaded...allowed a .215 batting average and just one home run with two outs...compiled a 10-5 record and a 2.27 ERA in 18 starts on four days rest compared to 6-6 with a 2.70 ERA in 14 starts on five days rest or more...was 8-2 with a 2.13 ERA in 11 starts against AL Central teams, 8-9 with a 2.63 ERA in 21 starts against everyone else...had a 3-0 record and a 2.61 ERA in three starts against Kansas City...is now 9-3 with a 1.84 ERA (18 er in 88.0 ip) in 13 career starts against the Royals, which is his lowest ERA against any team he has faced more than five times...his teams were 20-12 (.625) in his starting assignments, including 7-4 (.636) with the A's...they are 150-102 (.595) when he starts in his career...tossed seven or more innings in 19 of 32 starts, allowed two runs or fewer 19 times and walked two batters or fewer 27 times...had more strikeouts than innings pitched 12 times...went 0-for-5 with three strikeouts as a hitter and is 0-for-36 with a RBI, walk, sacrifice fly, five sacrifice hits and 22 strikeouts in his career.

BOSTON: Made his fourth straight Opening Day start March 31 at Baltimore but was the losing pitcher in the Red Sox 2-1 loss...is the first left-hander in Boston history to make four straight Opening Day starts...was 2-4 with a 3.10 ERA over his first six starts...then struck out a career-high 15 batters May 3 against Oakland while tossing 8.0 shutout innings and allowing just one hit in a 6-3 win...those were the most strikeouts by a Red Sox since April 8, 2001 (16, Pedro Martinez)...struck out 12 batters while tossing 7.0 shutout innings June 1 against Tampa Bay...allowed a career-high tying 12 hits in 4.1 innings June 7 at Detroit...picked up the 107th win of his career June 12 against Cleveland, passing Joe Dobson for sole possession of ninth place on the Red Sox' all-time wins list...that began a seven-game winning streak, which spanned 11 starts from June 12 to Aug. 12...logged a 1.46 ERA and .210 opponents batting average during the winning streak...yielded just one home run in 80.1 innings...walked 14 (1.57 per nine innings) while striking out 74 for a strikeout-to-walk ratio of 5.29...the streak fell one short of his career high of eight (April 28-June 16, 2010) and it matched the longest winning streak in the AL in 2014...struck out six June 17 against Minnesota to move past Cy Young (1341 strikeouts) for sole possession of fourth place on the Red Sox' all-time strikeout list...finished June with a 4-1 record and a 1.98 ERA in six starts...tied for first in the AL in June wins and ranked fifth in ERA...is now 23-8 with a 3.18 ERA (92 er in 260.0 1 ip) in 40 career starts in June...the ERA and winning percentage (.742) are his bests for any month...became the first Boston pitcher since Pedro Martinez in 2002 with back-to-back starts of eight innings or more and no earned runs June 28 at New York and July 5 against Baltimore in the first game of the double header...struck out 12 and did not issue a walk over 7.0 innings of one-run ball July 10 against Chicago (AL)...it marked his most strikeouts in a game without a walk...became the first Boston pitcher with 12 or more strikeouts, no walks and one run or fewer in a start since Pedro Martinez on May 3, 2003 against Minnesota...it was his 20th career game with 10 or more strikeouts...pitched the second inning in the All-Star Game July 15 at Minnesota and allowed two runs on three hits...combined on a four-hit shutout in a 6-0 win over Kansas City July 20...it was his 10th win of the season, tying Bruce Hurst and Mel Parnell for the most 10-win seasons by a left-hander in Boston history...had his scoreless streak snapped at a career-high 18.0 innings when Jennings hit a two-run home run in the fifth inning July 25 at Tampa Bay...went 1-0 with a 0.93 ERA in four starts in July...the ERA was second lowest in the majors in July (Sale, CWS 0.85)...it was the lowest single month ERA of his career and the third lowest July ERA by a Boston pitcher since 1914 (min. 25.0 ip) behind Pedro Martinez in 2002 (0.64) and Lloyd Brown in 1933 (0.78)...was traded to the A's July 31 with Jonny Gomes and cash for Yoenis Céspedes and a 2015 Competitive Balance pick...went 110-63 with a 3.64 ERA in 242 games, 241 starts, in nine seasons with Boston...ranks fourth on the Red Sox career list in strikeouts (1386) and games started, sixth in winning percentage (.636), ninth in wins and 11th in innings pitched (1519.1)...the strikeouts and games started were the most by a Boston left-hander and the wins were second only to Mel Parnell (123).

OAKLAND: Was the winning pitcher in his first start with the A's, an 8-3 win over Kansas City on Aug. 2 in Oakland...tossed his fourth career shutout and 11th complete game, a three-hitter in the A's 3-0 win over Minnesota Aug. 7...won each of his first three starts with Oakland before he was tagged with the loss Aug. 17 at Atlanta...that started a three-game losing streak that ran through Sept. 3...went 3-2 with a 1.71 ERA and .217 opponents batting average over a six-start stretch from Aug. 23 to Sept. 19...received a total of two runs of support in his two losses and one no decision over that stretch...was named AL Player of the Week for the week of Sept. 8-14 after winning both of his starts at Chicago (AL) Sept. 9 and at Seattle Sept. 14...posted a 1.29 ERA in the two starts...it was his second career Player of the Week award (May 26, 2008)...defeated Texas Sept. 19 to run his winning streak to three games before

taking the loss in his final regular season start Sept. 24 against Los Angeles (AL)...went 3-2 with a 2.00 ERA in five starts in September...tied for seventh in the AL in wins in September and ranked eighth in ERA...is now 23-11 with a 3.33 ERA (98 er in 264.2 ip) in 43 career September appearances...the wins equal his most for any month of the season...started the Wild Card against Kansas City Sept. 30 and had a no decision in the A's 9-8, 12-inning loss (7.1 ip, 8 h, 6 r, 6 er, 2 bb, 5 so)...left with a 7-4 lead and runners on first and second with one out in the eighth inning.

LIFETIME PITCHING RECORD

Year	Club	W	L	ERA	G	GS	CG	SHO	SV	IP	H	R	ER	HR	HB	BB	IBB	SO	WP	BK
2002	GCL Red Sox	0	1	13.50	1	1	0	0	0	0.2	5	6	1	0	0	1	0	1	0	0
2003	Augusta	6	9	3.65	24	21	0	0	0	106.0	102	54	43	7	8	44	0	71	2	0
2004	Sarasota	7	6	4.28	21	20	0	0	0	90.1	82	46	43	2	3	37	0	97	1	1
	GCL Red Sox	0	0	0.00	1	1	0	0	0	1.0	0	0	0	0	0	2	0	1	1	0
2005	Portland	11	6	2.61	26	26	3	1	0	148.1	114	52	43	10	4	57	3	163	10	1
2006	Pawtucket	3	4	2.70	11	11	0	0	0	46.2	43	17	14	5	0	25	0	43	0	0
	BOSTON	7	2	4.76	15	15	0	0	0	81.1	91	43	43	7	5	43	1	60	5	0
2007	Pawtucket	4	5	3.89	14	14	2	0	0	71.2	67	32	31	4	3	31	0	51	4	0
	Portland	1	0	1.50	1	1	0	0	0	6.0	5	1	1	0	0	4	0	4	0	0
	Greenville	0	0	2.08	3	3	0	0	0	13.0	11	3	3	2	0	2	0	15	0	0
	BOSTON	4	0	4.57	12	11	0	0	0	63.0	61	33	32	10	1	31	0	50	1	0
2008	BOSTON	16	6	3.21	33	33	2	2	0	210.1	202	78	75	14	10	66	1	152	3	1
2009	BOSTON	15	8	3.41	32	32	2	0	0	203.1	186	80	77	20	3	64	0	225	6	0
2010	BOSTON	19	9	3.25	32	32	2	0	0	208.0	167	81	75	14	10	83	0	225	6	0
2011	BOSTON	15	9	3.47	31	31	0	0	0	191.2	166	77	74	20	11	75	0	182	4	0
2012	BOSTON	9	14	4.82	33	33	3	0	0	205.1	216	117	110	25	4	68	2	166	6	0
2013	BOSTON	15	8	3.75	33	33	1	1	0	213.1	209	94	89	19	7	67	0	177	5	0
2014	BOSTON	10	7	2.52	21	21	0	0	0	143.0	128	52	40	9	4	32	0	149	2	0
	OAKLAND	6	4	2.35	11	11	1	0	0	76.2	66	24	20	7	1	16	0	71	1	0
ML Totals		116	67	3.58	253	252	11	3	0	1596.0	1492	676	635	145	56	545	3	1457	39	1

WILD CARD RECORD

Year	Club/Opp.	W	L	ERA	G	GS	CG	SHO	SV	IP	H	R	ER	HR	HB	BB	IBB	SO	WP	BK
2014	OAK vs. KC	0	0	7.36	1	1	0	0	0	7.1	8	6	6	0	0	2	0	5	0	0

DIVISION SERIES RECORD

Year	Club/Opp.	W	L	ERA	G	GS	CG	SHO	SV	IP	H	R	ER	HR	HB	BB	IBB	SO	WP	BK
2007	BOS vs. LAA									(Did not play)										
2008	BOS vs. LAA	1	0	0.00	2	2	0	0	0	14.0	10	1	0	0	0	3	0	11	0	0
2009	BOS vs. LAA	0	1	4.50	1	1	0	0	0	6.0	4	3	3	1	0	4	0	5	0	0
2013	BOS vs. TB	1	0	2.35	1	1	0	0	0	7.2	3	2	2	2	0	3	0	7	0	0
Totals		2	1	1.63	4	4	0	0	0	27.2	17	6	5	3	0	10	0	23	0	0

LEAGUE CHAMPIONSHIP SERIES RECORD

Year	Club/Opp.	W	L	ERA	G	GS	CG	SHO	SV	IP	H	R	ER	HR	HB	BB	IBB	SO	WP	BK
2007	BOS vs. CLE	0	0	4.91	2	0	0	0	0	3.2	3	2	2	1	0	1	0	5	0	0
2008	BOS vs. TB	0	2	4.97	2	2	0	0	0	12.2	14	8	7	3	0	2	0	15	0	0
2013	BOS vs. DET	1	1	2.31	2	2	0	0	0	11.2	13	3	3	0	2	4	0	7	0	0
Totals		1	3	3.86	6	4	0	0	0	28.0	30	13	12	4	2	7	0	27	0	0

WORLD SERIES RECORD

Year	Club/Opp.	W	L	ERA	G	GS	CG	SHO	SV	IP	H	R	ER	HR	HB	BB	IBB	SO	WP	BK
2007	BOS vs. COL	1	0	0.00	1	1	0	0	0	5.2	3	0	0	0	0	3	0	3	0	0
2013	BOS vs. STL	2	0	0.59	2	2	0	0	0	15.1	9	1	1	1	0	1	0	15	0	0
Totals		3	0	0.43	3	3	0	0	0	21.0	12	1	1	1	0	4	0	18	0	0

ALL-STAR GAME RECORD

Year	Club/Site	W	L	ERA	G	GS	CG	SHO	SV	IP	H	R	ER	HR	HB	BB	IBB	SO	WP	BK
2010	AL/LAA	0	0	0.00	1	0	0	0	0	1.0	0	0	0	0	0	0	0	0	0	0
2011	AL/ARI									Selected—Did Not Pitch										
2014	AL/MIN	0	0	18.00	1	0	0	0	0	1.0	3	2	2	0	0	0	0	0	0	0
Totals		0	0	9.00	2	0	0	0	0	2.0	3	2	2	0	0	0	0	0	0	0

LESTER'S CAREER BESTS

Low Hit Complete Game: 0, May 19, 2008 vs. Kansas City
Innings Pitched: 9.0 (eight times), last: August 7, 2014 vs. Minnesota
Strikeouts: 15, May 3, 2014 vs. Oakland
Pitches: 130, May 19, 2008 vs. Kansas City
Longest Winning Streak: 8, April 28 to June 16, 2010
Longest Losing Streak: 5 (twice), last: July 8 to August 7, 2012
Longest Scoreless Streak: 18.0, July 10 to 25, 2014

LESTER'S 2014 STARTS

Date	Opponent	Score	Dec	ERA	IP	H	R	ER	BB	SO	HR	#PIT
WITH BOSTON												
March 31	at Baltimore	1-2	L	2.57	7.0	6	2	2	1	8	1	104
April 6	Milwaukee	0-4	L	2.51	7.1	7	4	2	1	6	0	108
April 11	at New York (AL)	4-2	W	2.57	6.2	6	2	2	2	6	1	113
April 17	at Chicago (AL)	3-1	W	2.17	8.0	7	1	1	0	9	0	112
April 22	New York (AL)	3-9	L	2.67	4.2	11	8	3	4	7	0	118
April 27	at Toronto	1-7	L	3.10	7.0	5	4	4	0	7	1	122
May 3	Oakland	6-3	W	2.59	8.0	1	0	0	2	15	0	119
May 10	at Texas	8-3	W	2.75	7.0	4	3	3	3	8	0	103
May 16	Detroit	0-1	L	2.67	5.0	4	1	1	3	7	0	94
May 22	Toronto	2-7	L	3.36	6.1	10	7	7	2	3	2	106
May 27	at Atlanta	6-3	W	3.45	6.0	8	3	3	3	7	1	111
June 1	Tampa Bay	4-0	W	3.15	7.0	4	0	0	1	12	0	112
June 7	at Detroit	6-8	L	3.52	4.1	12	5	5	1	0	2	90
June 12	Cleveland	5-2	W	3.33	7.2	8	2	1	1	4	0	109
June 17	Minnesota	2-1	W	3.20	6.1	4	1	1	1	6	0	109
June 22	at Oakland	7-6 (10)	--	3.14	7.2	4	3	2	2	4	0	111
June 28	at New York (AL)	2-1	W	2.92	8.0	5	1	0	2	6	0	118
July 5	Baltimore	3-2	--	2.73	8.0	5	2	0	0	7	0	118
July 10	Chicago (AL)	4-3 (10)	--	2.65	7.0	7	1	1	0	12	0	105
July 20	Kansas City	6-0	W	2.50	8.0	4	0	0	2	8	0	115
July 25	at Tampa Bay	4-6	--	2.52	6.0	6	2	2	1	7	1	110
WITH OAKLAND												
Aug. 2	Kansas City	8-3	W	2.59	6.2	9	3	3	1	3	0	104
Aug. 7	Minnesota	3-0	W	2.44	9.0	3	0	0	2	8	0	122
Aug. 12	at Kansas City	11-3	W	2.51	6.0	6	3	3	2	9	0	99
Aug. 17	at Atlanta	3-4	L	2.58	6.0	6	4	3	1	5	2	96
Aug. 23	Los Angeles (AL)	2-1	--	2.53	7.0	5	1	1	1	7	0	109
Aug. 29	at Los Angeles (AL)	0-4	L	2.55	6.0	6	3	2	1	5	1	107
Sept. 3	Seattle	1-2	L	2.54	8.0	7	2	2	0	5	2	107
Sept. 9	at Chicago (AL)	11-2	W	2.52	8.0	7	2	2	2	8	1	119
Sept. 14	at Seattle	4-0	W	2.45	6.0	4	0	0	4	7	0	110
Sept. 19	Philadelphia	3-1	W	2.41	7.0	5	1	1	2	7	1	114
Sept. 24	Los Angeles (AL)	4-5	L	2.46	7.0	8	5	3	0	7	0	99

**INFIELDER****Height/Weight:** 6-0 / 180**Bats/Throws:** Switch / Right**Birthdate:** April 17, 1984**End of Season Age:** 30**Birthplace/Resides:** Salem, Oregon / Houston, Texas**Major League Service:** 6 years, 111 days**Obtained:** Acquired from Houston with Fernando Rodriguez for Chris Carter, Brad Peacock and minor leaguer Max Stassi, February 4, 2013**Contract Status:** First year of a one-year contract through 2014.**2014 HIGHLIGHTS**

Batted .249 with six home runs and 50 RBI in 136 games in his second season with the A's... missed 16 games at the end of August with a fractured right index finger... had career highs in walks (51), intentional walks (5) and hit by pitches (5)... did not steal a base for the second time in his career... hit .278 with a .400 on-base percentage over his first 31 games through May 5, .168 with a .244 on-base percentage over a 43-game stretch from May 6 to June 25 and .289 with a .331 on-base percentage over his final 62 games... the switch hitter batted .261 (92-for-353) with five of his six home runs when batting left-handed compared to .221 (33-for-149) when hitting right-handed... has hit 19 of his 21 home runs in two seasons with the A's batting left-handed... his career splits are .250 (380-for-1520) batting left-handed, .282 (207-for-733) batting right-handed... all six of his home runs were solo shots... in Oakland history, the only player with more home runs in a season, all of which came with the bases empty, is Jeremy Giambi (8 in 2002)... hit .212 with runners in scoring position after batting .300 with RISP in 2013... appeared exclusively at shortstop on defense, where he made a team-leading 129 starts... committed 13 errors for a .974 fielding percentage, which was the best mark by an A's shortstop since Bobby Crosby in 2004 (.975)... also went 0-for-2 with a walk, RBI and sacrifice fly as a pinch hitter and 4-for-12 (.333) in four games, three starts, at designated hitter... started games in every spot in the order except fourth and ninth and saw his most action with 43 starts batting second and 43 hitting sixth.

OAKLAND: Went 8-for-37 (.216) over his first 13 games through April 14 but drew 14 walks over that span for a .434 on-base percentage... had back-to-back three-hit and two-double games April 15 and 16 at Los Angeles (AL)... the hits and doubles were season highs... had a career-high tying 16-game reaching base streak from April 19 to May 6 (also July 26-Aug. 21, 2010)... went 18-for-67 (.269) with six walks and two hit by pitches (.347 on-base percentage) during the streak... had a third two-double game April 24 at Houston... committed an error in back-to-back games April 27 and 28, giving him five errors over his first 24 games at shortstop... then had a season-best 20-game errorless streak from April 29 to May 25... hit .298 in 26 games in April and also drew 20 walks for a .437 on-base percentage... ranked third in the American League in walks and on-base percentage in April... walked just 31 times in 110 games over the final five months of the season... now has a .310 (117-for-377) career average in April, which is his best for any month of the season... hit .189 in May and .185 in June and has a combined .241 (171-for-711) career average in those two months... doubled in four straight games from May 10 to 13, giving him 14 doubles in his first 39 games... had just 15 doubles over his final 97 games... had a two-run double in the seventh inning against May 12 against Chicago (AL) for his 500th career hit... matched his career high with three walks May 31 against Los Angeles-AL (fifth time)... singled in the fourth inning June 11 at Los Angeles (AL) to snap a career-high 0-for-21 streak... added a sacrifice fly later in the game but then had a career-high 12-game streak without an RBI from June 13 to 25... drove in a season-high three runs June 30 at Detroit... hit safely in a season-high nine consecutive games from July 5 to 13 (15-for-35, .429)... began that streak with a career-high five consecutive multiple hit games from July 5 to 9 (10-for-20, .500)... hit .326 over a 24-game stretch from July 5 to Aug. 4... matched his season high with three RBI July 19 against Baltimore... batted .304 in 24 games in July, his best single month batting average in 2014... went 2-for-15 (.133) over a five-game stretch from Aug. 7 to 13 before being placed on the 15-day disabled list Aug. 15 retroactive to Aug. 14 with a fractured right index finger... went 2-for-9 (.222) with a strikeout and run scored on a two-game rehab assignment with Triple-A Sacramento Aug. 30 and 31... was reinstated from the disabled list Sept. 1 and started each of the A's final 26 games at shortstop... went 28-for-95 (.295) in September... had the game-winning RBI single in the bottom of the ninth inning Sept. 6 against Houston... it was his third career walk-off RBI, his first as an Athletic.

LIFETIME PLAYING RECORD

Year	Club	AVG.	G	AB	R	H	2B	3B	HR	RBI	SH	SF	HP	BB	SO	SB	CS	SLG	OBP	E
2005	Lowell	.328	53	201	36	66	12	0	4	32	2	1	2	34	30	7	5	.448	.429	10
2006	Wilmington	.262	97	374	43	98	21	6	3	50	0	8	2	54	65	2	2	.374	.352	25
2007	Portland	.297	93	337	61	100	31	7	8	49	3	2	1	65	58	5	3	.501	.410	13
	Pawtucket	.300	40	160	21	48	16	1	5	21	0	2	3	12	33	0	1	.506	.356	7
2008	Pawtucket	.268	53	198	35	53	14	2	5	32	0	5	0	31	43	1	0	.434	.359	7
	BOSTON	.258	81	260	34	67	25	3	2	46	2	8	1	35	68	1	0	.400	.339	2
2009	BOSTON	.147	32	68	5	10	2	0	2	11	0	2	0	6	20	0	0	.265	.211	1
	Pawtucket	.176	22	68	9	12	3	0	3	8	0	1	1	13	13	0	0	.353	.313	4
	Portland	.600	1	5	1	3	1	0	0	2	0	0	0	0	0	0	0	.800	.600	0
	Lowell	.182	3	11	2	2	2	0	0	1	0	0	0	2	1	0	0	.364	.308	1
2010	Lowell	.400	6	15	2	6	1	0	0	5	0	1	0	5	1	0	0	.467	.524	0
	Pawtucket	.333	4	15	3	5	3	0	1	4	0	1	0	1	4	1	0	.733	.353	0
	BOSTON	.287	55	171	31	49	14	0	9	24	0	0	1	25	25	1	1	.526	.381	5
2011	BOSTON	.252	88	309	40	78	14	4	6	36	1	6	2	23	60	1	1	.382	.303	15
	Pawtucket	.412	5	17	2	7	4	0	0	5	0	0	0	2	1	0	0	.647	.474	0
2012	Oklahoma City	.500	2	6	1	3	0	0	0	3	0	1	0	1	1	0	0	.500	.500	0
	HOUSTON	.244	97	340	43	83	18	0	16	42	0	2	2	43	65	2	0	.438	.331	8
2013	OAKLAND	.290	154	603	80	175	45	2	15	75	3	4	2	50	91	1	0	.446	.344	18
2014	OAKLAND	.249	136	502	59	125	29	3	6	50	2	6	5	51	79	0	0	.355	.321	13
	Sacramento	.222	2	9	1	2	0	0	0	0	0	0	0	0	1	0	0	.222	.222	1
AL Totals		.263	546	1913	249	504	129	12	40	242	8	26	11	190	343	4	2	.406	.329	54
NL Totals		.244	97	340	43	83	18	0	16	42	0	2	2	43	65	2	0	.438	.331	8
ML Totals		.261	643	2253	292	587	147	12	56	284	8	28	13	233	408	6	2	.411	.330	62

WILD CARD RECORD

Year	Club/Opp.	AVG.	G	AB	R	H	2B	3B	HR	RBI	SH	SF	HP	BB	SO	SB	CS	SLG	OBP	E
2014	OAK vs. KC	.000	1	5	0	0	0	0	0	0	1	0	0	0	0	0	0	.000	.000	0

DIVISION SERIES RECORD

Year	Club/Opp.	AVG.	G	AB	R	H	2B	3B	HR	RBI	SH	SF	HP	BB	SO	SB	CS	SLG	OBP	E
2008	BOS vs. LAA	.364	3	11	2	4	0	0	0	1	0	0	1	1	3	0	0	.364	.462	1
2009	BOS vs. LAA	.000	3	2	0	0	0	0	0	0	0	0	0	0	1	0	0	.000	.000	0
2013	OAK vs. DET	.150	5	20	2	3	1	0	1	3	0	0	0	2	7	0	0	.350	.227	0
Totals		.212	11	33	4	7	1	0	1	4	0	0	1	3	11	0	0	.333	.297	1

LEAGUE CHAMPIONSHIP SERIES RECORD

Year	Club/Opp.	AVG.	G	AB	R	H	2B	3B	HR	RBI	SH	SF	HP	BB	SO	SB	CS	SLG	OBP	E
2009	BOS vs. TB	.111	6	18	2	2	1	0	0	1	0	1	0	4	4	0	0	.167	.261	0

LOWRIE'S CAREER BESTS

Hits: 4 (five times), last: August 9, 2013 at Toronto
Home Runs: 2 (twice), October 3, 2010 vs. New York (AL); September 14, 2010 at Seattle
Runs Batted In: 4 (six times), last: September 11, 2013 at Minnesota
Stolen Bases: 1 (six times), last: May 30, 2013 at San Francisco
Hitting Streak: 12, August 18 to 30, 2013
Hittless Streak (At Bats): 21, June 5 to 11, 2014
Game Ending RBI: 3, September 6, 2014 vs. Houston (single); August 21, 2010 vs. Toronto (home run), August 1, 2008 vs. Oakland (single)
Grand Slams: 1, October 4, 2009 vs. Cleveland (Chris Perez)
Pinch-Hit Home Runs: None
Inside-The-Park Home Runs: None.
Lead Off Home Runs: None

**FIRST BASEMAN****Height/Weight:** 6-0 / 210**Bats/Throws:** Left / Right**Birthdate:** September 16, 1983**End of Season Age:** 31**Birthplace/Resides:** Monroe, Georgia / Loganville, Georgia**Major League Service:** 4 years, 160 days**Obtained:** Signed to a minor league contract, November 19, 2011**Contract Status:** First year of a one-year contract through 2014.**2014 HIGHLIGHTS**

Was named to his first American League All-Star team and batted .234 with 25 home runs and 81 RBI in 147 games in his third season with Oakland...had career highs in hits (117), walks (67), hit by pitches (10), games (147), at bats (500) and strikeouts (153) and matched his best in doubles (23)...the strikeouts ranked seventh in the American League and were the ninth highest single season total in Oakland history...also tied for seventh in the AL in hit by pitches...his batting average, on-base percentage (.334) and slugging percentage (.438) were his lowest in his three seasons with the A's...joins Jack Cust as the only Athletic over the last eight years with three seasons of 20 or more home runs...was batting .268 with 21 home runs and 66 RBI in 89 games at the All-Star Break...was tied for fifth in the AL in home runs and ranked sixth in RBI at the break...then hit .173 with four home runs and 15 RBI in 58 games after the break...slugged .530 before the break, .274 after the break...had the second lowest post-ASB batting average in the AL (Singleton, HOU .155) and the fourth lowest slugging percentage...made 111 of his 132 starts against right-handed pitching, but hit .264 (23-for-87) against left-handers compared to .228 (94-for-413) against right-handers...hit 21 home runs off righties, which tied for ninth in the AL...has hit 79 of his 91 career home runs off righties...made 19 starts against left-handed pitching through July 30 but just two after that...was 6-for-14 (.429) with three home runs and 20 RBI with the bases loaded...tied with the Reds' Devin Mesoraco for the Major League lead in grand slams...ranked second in the AL in RBI with the bases load and third in slugging percentage (1.071)...it marked the sixth time in Oakland history and 10th time in Athletics history a player hit three or more grand slams in a season...was one short of the record of four set by Jason Giambi in 2000...had no grand slams in 478 career games entering the season...13 of his 25 home runs came with runners on base (three grand slams, three three-run, seven two-run), which tied for 10th in the AL...started games at four different positions, including a team-leading 54 at first base...was second on the club with 42 starts in left field and 27 in right field...also made nine starts at designated hitter...hit .197 in Oakland compared to .265 on the road...his home batting average was the lowest in the AL, third lowest in the majors and third lowest in Oakland history (McGwire, .185 in 1991; Ellis, .189 in 2008)...had a .176 batting average and .234 on-base percentage when leading off an inning...the on-base percentage was fourth lowest in the AL...now has a .210 career batting average and .275 on-base percentage when leading off an inning...committed five errors in 67 games at first base for a .990 fielding percentage...now has 233 career games played at first base with the A's, which is tied for 10th in Oakland history...had six assists in just 84 games in the outfield...started games at every spot in the order except first and ninth...made a team-leading 91 starts batting clean-up...averaged a career-high 4.06 pitches per plate appearance...had the fourth lowest percentage of swings in play in the AL (31.7%), the sixth highest percentage of swings that miss (28.5%) and the sixth lowest percentage of pitches put in play (14.8%).

FEWEST AT BATS PER RBI, 2012-2014

6.44	Miguel Cabrera
4.96	Edwin Encarnacion
5.09	David Ortiz
5.25	Chris Davis
5.50	Brandon Moss
	(min. 1000 PA)

OAKLAND: Became the A's ninth different Opening Day starter at designated hitter in the last 10 years when he went 0-for-4 March 31 against Cleveland...was hit by a pitch four times in the four-game series against Houston April 24-27, which is the most by an Athletic in a series of any length since at least 1914...in Oakland history, only Don Baylor has been hit at least four times over a four-game span (5, Sept. 23-27, 1976)...tied a Major League record when he was hit by a pitch twice in the same inning April 25 at Houston (ninth inning)...it marked the eighth time a batter has been hit by a pitch twice in

an inning, the first time by an Athletic...it came in the 500th game of his career...went 3-for-5 with a double, two home runs and five RBI May 13 against Chicago (AL)...became the first player in Oakland history to hit a home run as both a first baseman and left fielder in one game...it was his fifth career two-homer game and his fourth game of five or more RBI...had a streak from May 13 to 23 where each of his 12 hits were for extra bases (six doubles, one triple, five home runs)...that is the longest such single season streak in Oakland history, breaking the mark of 11 that he set to conclude the 2013 season...matched his career highs with four runs scored, two doubles and three extra base hits May 18 at Cleveland...was named AL Player of the Week for the week of May 12 to 18 after going 10-for-22 (.455) with eight runs, five doubles, one triple, three home runs, 11 RBI and five walks in six games... had a .556 on-base percentage and 1.182 slugging percentage...it was his third career weekly honor... was batting .301 with 10 home runs and 40 RBI over his first 45 games through May 21...that would be his last day over .300 as he hit .205 with 15 home runs and 41 RBI over his final 102 games...hit his first career grand slam May 30 against Los Angeles (AL)...become the fourth cleanup hitter in Oakland history with a grand slam in the first inning...joins Dave Kingman (June 20, 1984 vs. Kansas City), Mark McGwire (June 26, 1997 vs. Texas) and Matt Stairs (June 6, 2000 vs. San Diego)...his second grand slam came nine days later on June 8 at Baltimore and he clubbed a third July 24 against Houston...had no grand slams over the first 531 games of his career...had 19 extra base hits in May to set an Oakland record for extra base hits in the month of May (previous: 18, Giambi in 2001)...had the most extra base hits by an Athletic in any month since Mark McGwire had 19 in April, 1997...had nine home runs and 25 RBI in May, which were his most ever in a month...had his second two-homer game of the season and the sixth of his career June 3 at New York (AL)...hit safely in eight consecutive games from June 21 to 30 (11-for-33, .333), which matched his career high at the time...made 39 starts at first base and 25 in the outfield through games of June 28 but then made 44 starts in the outfield and 15 at first base from June 29 through the end of the season...equaled his career high with four hits July 2 at Detroit... had a career-high 10-game hitting streak from July 12 to 26...had just one hit in each game of the streak and fell one short of the Oakland record for consecutive games with exactly one hit (11, Bando, July 26-Aug. 4, 1974)...went 10-for-41 (.244) with four home runs and eight RBI during the streak...reached base safely in a career-high 14 straight games from July 12 to 30...was named to his first AL All-Star team as a manager's choice...struck out in his only at bat and played right field in the game on July 15 at Minnesota...doubled in the fourth inning Aug. 7 against Minnesota to snap a then-career-high 0-for-18 streak...had a 0-for-19 streak from Aug. 14 to 25...had his second four-hit game of the season and the fourth of his career Aug. 12 at Kansas City...matched his career high with three walks Aug. 16 at Atlanta...it was his first three-walk game since Oct. 3, 2009 at Cincinnati...hit .169 with four RBI in 24 games in August...the batting average was second lowest in the AL (Davis, BAL .161)...then batted .151 with two home runs and five RBI in 22 games in September...had a pinch hit RBI double in the ninth inning Sept. 2 against Seattle, which was the 100th double of his career...it also snapped a career-high 15-game streak without an RBI...homed against Seattle Sept. 14 to snap a 39-game homerless streak, which was his longest as an Athletic and the third longest of his career...homed again Sept. 16 to become the 14th player in Oakland history (20th time) to homer on his birthday, the first since Milton Bradley (April 15, 2006 vs. Texas)...then went 2-for-5 with two home runs and five RBI in the A's 9-8, 12-inning loss at Kansas City in the Wild Card game...the five RBI set an all-time Athletics postseason record...became the ninth player in A's postseason history with a two-homer game, the first since Milton Bradley in Game 2 of the 2006 ALCS...has started all 11 of the A's postseason games over the last three years (nine at first base, two at designated hitter) and is 6-for-38 (.158) with three home runs, six RBI, six walks and 22 strikeouts.

LIFETIME PLAYING RECORD

Year	Club	AVG	G	AB	R	H	2B	3B	HR	RBI	SH	SF	HP	BB	SO	SB	CS	SLG	OBP	E
2002	GCL Red Sox	.204	42	113	10	23	6	2	0	6	1	1	2	13	40	1	2	.292	.295	2
2003	Lowell	.237	65	228	29	54	15	4	7	34	0	5	4	15	53	7	5	.430	.290	3
2004	Augusta	.339	109	433	66	147	25	6	13	101	0	7	4	46	75	19	8	.515	.402	8
	Sarasota	.422	23	83	16	35	2	1	2	10	0	1	0	7	15	2	0	.542	.462	0
2005	Portland	.268	135	503	87	135	31	4	16	61	1	8	3	53	129	6	3	.441	.337	8
2006	Portland	.285	133	508	76	145	36	3	12	83	2	4	3	56	108	8	5	.439	.357	4
2007	Pawtucket	.282	133	493	66	139	41	2	16	78	0	2	3	61	148	3	5	.471	.363	2
	BOSTON	.280	15	25	6	7	2	1	0	1	0	0	0	4	6	0	0	.440	.379	0
2008	BOSTON	.295	34	78	7	23	5	1	2	11	0	2	0	6	25	1	1	.462	.337	0
	Pawtucket	.282	43	163	29	46	8	4	8	30	0	2	1	16	47	2	0	.528	.346	3
	PITTSBURGH	.222	45	158	12	35	10	2	6	23	0	3	1	15	45	0	1	.424	.288	1
2009	PITTSBURGH	.236	133	385	47	91	20	4	7	41	0	1	4	34	84	1	5	.364	.304	2
2010	Indianapolis	.266	136	500	73	133	32	2	22	96	4	3	7	42	118	12	7	.470	.330	2
	PITTSBURGH	.154	17	26	2	4	1	0	0	2	0	0	0	1	6	0	0	.192	.185	0
2011	Lehigh Valley	.275	124	436	66	120	31	1	23	80	0	4	4	62	127	4	6	.509	.368	5
	PHILADELPHIA	.000	5	6	0	0	0	0	0	0	0	0	0	2	0	0	0	.000	.000	0
2012	Sacramento	.286	51	196	32	56	11	1	15	33	0	1	5	22	40	4	0	.528	.371	3
	OAKLAND	.291	84	265	48	77	18	0	21	52	0	2	3	26	90	1	1	.596	.358	9
2013	OAKLAND	.256	145	446	73	114	23	3	30	87	0	3	6	50	140	4	2	.522	.337	8
2014	OAKLAND	.234	147	500	70	117	23	2	25	81	0	3	10	67	153	1	0	.438	.334	7
	AL Totals	.257	425	1314	204	338	71	7	78	232	0	10	19	153	414	7	4	.500	.341	24
	NL Totals	.226	200	575	61	130	31	6	13	66	0	4	5	50	137	1	6	.369	.292	3
	ML Totals	.248	625	1889	265	468	102	13	91	298	0	14	24	203	551	8	10	.460	.326	27

WILD CARD RECORD

Year	Club/Opp.	AVG.	G	AB	R	H	2B	3B	HR	RBI	SH	SF	HP	BB	SO	SB	CS	SLG	OBP	E
2014	OAK vs. KC	.400	1	5	2	2	0	0	2	5	0	0	0	1	2	0	0	1.600	.500	0

DIVISION SERIES RECORD

Year	Club/Opp	AVG.	G	AB	R	H	2B	3B	HR	RBI	SH	SF	HP	BB	SO	SB	CS	SLG	OBP	E
2012	OAK vs. DET	.133	5	15	0	2	0	0	0	0	0	0	1	2	7	0	0	.133	.278	0
2013	OAK vs. DET	.111	5	18	2	2	0	0	1	1	0	0	0	3	13	0	0	.278	.238	0
	Totals	.121	10	33	2	4	0	0	1	1	0	0	1	5	20	0	0	.212	.256	0

ALL-STAR GAME RECORD

Year	Club/Site	AVG.	G	AB	R	H	2B	3B	HR	RBI	SH	SF	HP	BB	SO	SB	CS	SLG	OBP	E
2014	AL/Min.	.000	1	1	0	0	0	0	0	0	0	0	0	0	1	0	0	.000	.000	0

MOSS' CAREER BESTS

Hits: 4 (four times), last: August 12, 2014 at Kansas City

Home Runs: 2 (six times), June 3, 2014 at New York (AL); May 13, 2014 vs. Chicago (AL); August 28, 2013 at Detroit; June 12, 2013 vs. New York (AL); April 29, 2013 vs. Los Angeles (AL); June 12, 2012 at Colorado. Note: Also had 2 September 30, 2014 at Kansas City in Wild Card game.

Runs Batted In: 6, August 28, 2013 at Detroit; 5 (three times), last: May 13, 2014 vs. Chicago (AL). Note: Also had 5 September 30, 2014 at Kansas City in Wild Card game.

Stolen Bases: 1 (eight times), last: April 27, 2014 at Houston

Hitting Streak: 10, July 12 to 26, 2014

Hitless Streak (At Bats): 19, August 14 to 25, 2014

Game Ending RBI: 6, August 19, 2013 vs. Seattle (home run); April 29, 2013 vs. Los Angeles (home run); September 29, 2012 vs. Seattle (home run); July 20, 2012 vs. New York-AL (single); July 22, 2009 vs. Milwaukee (home run); September 13, 2008 vs. St. Louis (double).

Grand Slams: 3, July 24, 2014 vs. Houston (Anthony Bass); June 8, 2014 at Baltimore (Ubaldo Jimenez); May 30, 2014 vs. Los Angeles-AL (Garrett Richards)

Pinch-Hit Home Runs: 2, September 21, 2012 at New York (Rafael Soriano); August 26, 2009 vs. Philadelphia (Ryan Madson).

Inside-The-Park Home Runs: None.

Lead Off Home Runs: None.

**CATCHER****Height/Weight:** 6-0 / 210**Bats/Throws:** Right / Right**Birthdate:** February 14, 1989**End of Season Age:** 25**Birthplace/Resides:** Goddard, Kansas / Goddard, Kansas**Major League Service:** 2 years, 102 days**Obtained:** Acquired from the Washington Nationals with pitchers Tommy Milone and Brad Peacock and minor league pitcher A.J. Cole for pitcher Gio Gonzalez and minor league pitcher Rob Gilliam, December 23, 2011**Contract Status:** First year of a one-year contract through 2014.**2014 HIGHLIGHTS**

Improved his batting average for the third consecutive season as he hit .270 with 10 home runs and 55 RBI in 127 games after batting .246 in 2013 and .201 in 2012...was named to his first American League All-Star Team...the games played were the most of his career and he posted career highs in nearly every category except stolen bases (2) and slugging percentage (.403)...batted .311 (47-for-151) with a .470 slugging percentage against left-handed pitching, .244 (57-for-234) with a .359 slugging percentage against right-handers...hit five of his 10 home runs off lefties...his career splits are .292 (113-for-387) with 16 home runs and a .486 slugging percentage off lefties, .208 (98-for-471) with 10 home runs and a .314 slugging percentage off righties...seven of his 10 home runs came with at least two runners on base (one grand slam, six three-run) as have 10 of his 26 career home runs (one grand slam, nine three-run)...10 of his 26 career home runs have put the A's ahead...had a .330 batting average with runners in scoring position, which was ninth best in the AL among players with 100 or more plate appearances with RISP...is a .315 (69-for-219) career hitter with RISP...hit .294 with eight home runs, 37 RBI and a .402 on-base percentage in 70 games before the All-Star Break...then batted .245 with two home runs, 18 RBI and a .314 on-base percentage in 57 games after the break...batted .303 with seven home runs and 38 RBI in 64 games in Oakland compared to .240 with three home runs and 17 RBI in 63 games on the road...slugged .476 at home, .335 on the road...hit six home runs in 41 games during the day, four in 86 games at night...slugged .470 during the day, .373 at night...ranked fourth in the AL in on-base percentage when leading off an inning (.394)...started a team-leading 93 games at catcher...tossed out just 8-of-68 (11.8%) attempted base stealers, which was the lowest percentage in the majors and the lowest in Oakland history...the previous low was 13.2% by Kurt Suzuki in 2010...has thrown out 21-of-150 (14.0%) in his career...had a 3.13 catchers ERA, which was the lowest in the AL and third lowest in the majors...it was the lowest by an AL catcher since the A's Terry Steinbach had a 2.88 ERA in 1989...averaged 8.21 total chances per nine innings, which was the best mark by a catcher in Oakland history...his mark of 8.08 in 2013 was the previous high...had a .276 batting average in 114 games overall at catcher, which was the second best batting average by an AL catcher...also had the second best on-base percentage (.364) and third best slugging percentage (.411)...hit .207 in 10 starts at designated hitter...was 4-for-15 (.267) with a double, home run, five RBI and three walks as a pinch hitter...tied for third among AL pinch hitters in RBI...now has four career pinch homers, which is one short of the Oakland record of five...compiled a .317 batting average with two home runs and nine RBI in 15 interleague games...now has a .313 (25-for-80) career average against the National League with six home runs and 20 RBI in 31 games...started games at every spot in the order except first, third and ninth...saw his most action with 47 starts batting fifth.

OAKLAND: Homered in back-to-back games for the second time in his career April 7 and 9 at Minnesota...batted .592 (13-for-22) with five doubles and six RBI during a season-high seven-game hitting streak from April 22 to 30...that included five straight multiple hit games from April 24 to 30...matched his career-high with two doubles April 29 at Texas (also May 22, 2013 at Texas)...had a career-high tying three-hits the next day against the Rangers...had five three-hit games in 2014 and now has seven in his career...finished April with a .386 batting average in 20 games...it was the highest single-month average of his career...now has a .340 (35-for-103) career average in April...then hit .211 in 26 games in May but walked 18 times for a .367 on-base percentage...has a .188 (27-for-144) career average in May...had his first career two-homer game and drove in a career-high six runs May 11 against Washington...both of the home runs were three-run shots...is the first Athletic with two three-run homers in one game since Eric Byrnes on July 4, 2004 against San Francisco...both of the home runs came on a 3-0

count...since pitch count data is first available in 1988, he is the only A's player with two 3-0 home runs in his career (source: Stats, Inc. & A's files)...is the first Major Leaguer with two 3-0 homers in one game since Chase Utley on June 28, 2007...the six RBI equal the most by an A's catcher since at least 1914 (Joe Astroth, Sept. 23, 1950 at Washington; Mickey Cochrane, July 30, 1931 vs. St. Louis)...was batting .385 with a .467 on-base percentage and .603 slugging percentage over his first 29 games through May 11...then went 8-for-55 (.145) over his next 19 games from May 12 to June 5...walked a career-high tying three times May 20 at Tampa Bay (also Sept. 5, 2012 against Los Angeles-AL)...hit his first career grand slam May 26 against Detroit...batted .377 over an 18-game stretch from June 6 to July 8...hit his fourth career pinch hit home run June 17 against Texas...had five RBI in the game to become the fourth Athletic since 1914 to have five RBI off the bench (Seth Smith, July 27, 2012 vs. Baltimore; Erubiel Durazo, July 10, 2004 vs. Cleveland; Mickey Tettleton, Aug. 24, 1986 vs. New York-AL)...batted .349 in 15 games in June...was named to his first AL All-Star team as a manager's choice...went 1-for-2 and scored the winning run while catching four innings in the game July 15 at Minnesota...is the first A's catcher to go to the All-Star Game since Ramon Hernandez in 2003...finished second in fan voting with 2,689,324 votes, just 11,986 behind Matt Wieters...was hitting .303 with a .402 on-base percentage in 81 games through Aug. 2...then hit .221 with a .294 on-base percentage over his final 46 games...had his second career walk-off RBI Aug. 4 with a single in the bottom of the 10th inning against Tampa Bay...drove in five runs Aug. 9 against Minnesota, his third game of five or more RBI in 2014...also homered in that game, his last home run of the season...finished the year with a career-high 40-game homerless streak...equaled his career high with three strikeouts three times in August: the 12th at Kansas City, the 24th against Los Angeles-AL and the 27th at Houston...hit .202 with 26 strikeouts in 26 games in August...then batted .261 in September...started 26 of the A's 27 games from Aug. 22 to Sept. 20 (20 at catcher, seven at designated hitter)...hit .229 over that span.

LIFETIME PLAYING RECORD

Year	Club	AVG.	G	AB	R	H	2B	3B	HR	RBI	SH	SF	HP	BB	SO	SB	CS	SLG	OBP	E
2007	GCL Nationals	.203	37	123	16	25	6	2	4	15	0	1	2	25	38	2	1	.382	.344	6
2008	Vermont	.278	70	227	42	63	12	0	10	38	0	4	8	63	56	11	9	.463	.444	10
2009	Hagerstown	.286	126	437	78	125	30	0	23	84	0	5	8	90	116	6	3	.513	.413	18
2010	Potomac	.235	94	298	67	70	19	0	12	49	0	4	8	89	94	6	3	.419	.419	7
2011	Harrisburg	.210	104	334	75	70	17	1	20	46	3	2	7	77	117	13	4	.446	.367	8
2012	Sacramento	.271	58	218	39	59	14	2	9	38	0	6	1	21	41	5	1	.477	.329	2
	OAKLAND	.201	60	209	19	42	8	1	7	34	0	1	1	21	66	5	1	.349	.276	5
2013	OAKLAND	.246	98	264	41	65	16	0	9	30	1	2	4	37	71	5	0	.409	.345	3
	Sacramento	.429	3	14	3	6	0	0	2	4	0	0	0	3	0	0	0	.857	.429	1
2014	OAKLAND	.270	127	385	46	104	19	1	10	55	1	1	1	54	86	2	2	.403	.361	6
ML Totals		.246	285	858	106	211	43	2	26	119	2	4	6	112	223	12	3	.392	.336	14

WILD CARD RECORD

Year	Club/Opp.	AVG.	G	AB	R	H	2B	3B	HR	RBI	SH	SF	HP	BB	SO	SB	CS	SLG	OBP	E
2014	OAK vs. KC	.200	1	5	1	1	0	0	0	1	0	0	0	0	2	0	0	.200	.200	0

DIVISION SERIES RECORD

Year	Club/Opp	AVG.	G	AB	R	H	2B	3B	HR	RBI	SH	SF	HP	BB	SO	SB	CS	SLG	OBP	E
2012	OAK vs. DET	.083	5	12	0	1	0	0	0	0	0	0	0	0	6	0	1	.083	.083	0
2013	OAK vs. DET	.000	1	1	0	0	0	0	0	0	0	0	0	0	1	0	0	.000	.000	0
Totals		.077	6	13	0	1	0	0	0	0	0	0	0	0	7	0	1	.077	.077	0

ALL-STAR GAME RECORD

Year	Club/Site	AVG.	G	AB	R	H	2B	3B	HR	RBI	SH	SF	HP	BB	SO	SB	CS	SLG	OBP	E
2014	AL/Min.	.500	1	2	1	1	0	0	0	0	0	0	0	0	1	0	0	.500	.500	0

NORRIS' CAREER BESTS

Hits: 3 (seven times), last: September 9, 2014 at Chicago (AL)

Home Runs: 2, May 11, 2014 vs. Washington

Runs Batted In: 6, May 11, 2014 vs. Washington; 5 (twice), last: August 9, 2014 vs. Minnesota

Stolen Bases: 1 (12 times), last: May 20, 2014 at Tampa Bay

Hitting Streak: 8, August 3 to 12, 2012

Hitless Streak (At Bats): 30, July 2 to 21, 2012

Game Ending RBI: 2, August 4, 2014 vs. Tampa Bay (single); June 24, 2012 vs. San Francisco (home run)

Grand Slams: 1, May 26, 2014 vs. Detroit (Phil Coke).


Pinch-Hit Home Runs: 4, June 17, 2014 vs. Texas (Shawn Tolleson); September 27, 2013 at Seattle (Oliver Perez); August 6, 2013 at Cincinnati (Aroldis Chapman); July 27, 2013 at Los Angeles-AL (Scott Downs).

Inside-The-Park Home Runs: None.

Lead Off Home Runs: None.

ERIC O'FLAHERTY

39



LEFT-HANDED PITCHER

Height/Weight: 6-2 / 220

Bats/Throws: Left / Left

Birthdate: February 5, 1985

End of Season Age: 29

Birthplace/Resides: Walla Walla, Washington / Walla Walla, Washington

Major League Service: 7 years, 62 days

Obtained: Signed as a free agent, January 22, 2014

Contract Status: First year of a two-year contract through 2015.

2014 HIGHLIGHTS

Was 1-0 with a save and a 2.25 ERA in 21 games with the A's in his comeback from May 21, 2013 Tommy John surgery...struck out 15 and walked just four for a strikeout-to-walk ratio of 3.75...surrendered a career-high tying three home runs (also 2012)...allowed a .205 opponents batting average, including .186 (8-for-43) against right-handed hitters compared to .233 (7-for-30) against left-handers...did not allow an extra-base hit to a left-hander for a .233 slugging percentage...righties slugged .419...has not allowed a home run to a left-handed hitter since Aug. 14, 2011 against Chicago-NL (Carlos Pena)...issued three of his four walks to lefties...his career splits are .202 (106-for-524) against left-handers, .265 (195-for-735) against right-handers...yielded a .107 batting average with runners on base compared to .267 with the bases empty...all three of the home runs he allowed were solo shots...opponents batted .067 with runners in scoring position and were 0-for-8 with RISP and two outs...has allowed a .162 (35-for-216) average with RISP over the last five years...allowed two runs over his first three games (6.00 ERA), none over a 12-game stretch from July 18 to August 25 (11.1 ip) and three over his final six appearances (4.76 ERA)...stranded all five of his inherited runners and has allowed just 50-of-220 (22.7%) inherited runners to score in his career...that is the eighth lowest percentage among active relievers with 150 or more inherited runners...first batters faced were 2-for-19 (.105) with no extra base hits, a walk and sacrifice (.150 on-base percentage)...did not allow a run in 11 appearances in Oakland (9.1 ip) and held the opposition to a .118 batting average...had a 4.22 ERA and .282 opponents average in 10 games on the road...also did not surrender a run in six games during the day (6.0 ip)...has not allowed a run in his last 34 contests during the day (31.0 ip) dating back to Aug. 25, 2011...had a 1.35 ERA in seven appearances on one day rest, a 2.70 ERA in 14 games with two or more days rest...did not pitch on back-to-back days in 2014...allowed a .073 batting average with two strikes...opponents are 5-for-65 (.077) with two strikes over the last two years...did not yield a run in the seventh (3.0 ip) or eighth inning (4.2 ip)...did not commit an error in 21 games and has not made an error in 56 career total chances...his 394 games pitched are the most among active pitchers that have not made an error...tossed at least one inning in 17 of his 21 outings.

OAKLAND: Began the season on the 60-day disabled list as he continued his recovery from Tommy John surgery...started his rehab assignment with Single-A Stockton June 6 against High Desert (1.0 ip, 3 so)...was transferred to Triple-A Sacramento June 11 and had a loss and a 4.32 ERA in seven games with the River Cats...was reinstated from the DL July 3 and made his A's debut July 4 against Toronto (1.0 ip, 1 h)...it was his first Major League appearance since May 17, 2013 against Los Angeles (NL)...

also tossed a scoreless inning July 6 against the Blue Jays before posting season highs in runs (2), hits (3) and strikeouts (2) July 9 at San Francisco...then had a season-high 11.1-inning scoreless streak from July 18 to Aug. 25...yielded just five hits over that stretch for a .128 opponents batting average... was credited with his first win of the season July 18 against Baltimore to extend his winning streak to a career-high eight games dating back to Sept. 14, 2011...has not been charged with a loss since Aug. 14, 2011 against Chicago (NL)...tossed a season-high 1.1 innings in three consecutive outings: July 20 against Baltimore and July 25 and 27 at Texas...matched his season high with two strikeouts July 30 at Houston...posted a 1.42 ERA in eight appearances in August...was credited with the first and only save of his career Aug. 27 at Houston, despite allowing a solo home run to Chris Carter in the A's 5-4 win... that started a season-ending stretch where he allowed three runs over his final six games, all on solo home runs (4.76 ERA)...was charged with the blown save Sept. 8 at Chicago (AL) when he allowed the game-tying two-out home run in the bottom of the ninth to Flowers...made his final appearance of the season Sept. 20 against Philadelphia (0.2 ip, 1 so)...did not pitch in the A's final eight games.

LIFETIME PITCHING RECORD

Year	Club	W	L	ERA	G	GS	CG	SHO	SV	IP	H	R	ER	HR	HB	BB	IBB	SO	WP	BK
2003	AZL Mariners	3	0	1.95	13	1	0	0	0	27.2	17	10	6	1	2	7	1	20	0	0
	Everett	1	0	3.38	3	1	0	0	0	10.2	8	5	4	1	2	3	0	7	1	0
2004	Wisconsin	3	3	6.12	12	10	0	0	0	57.1	83	43	39	3	3	23	1	38	12	0
2005	Wisconsin	4	4	3.75	45	0	0	0	13	69.2	73	35	29	2	3	30	1	51	7	1
2006	Inland Empire	0	1	3.45	16	0	0	0	1	28.2	31	11	11	1	3	6	0	33	0	0
	San Antonio	2	2	1.14	25	0	0	0	7	39.1	45	10	5	0	4	15	1	36	0	2
	Tacoma	1	0	0.00	2	0	0	0	0	3.2	3	0	0	0	0	1	0	4	0	0
	SEATTLE	0	0	4.09	15	0	0	0	0	11.0	18	9	5	2	0	6	3	6	2	0
2007	Tacoma	0	0	1.13	6	0	0	0	3	8.0	5	1	1	0	1	4	0	8	1	0
	SEATTLE	7	1	4.47	56	0	0	0	0	52.1	45	26	26	1	5	20	1	36	4	1
2008	SEATTLE	0	1	20.25	7	0	0	0	0	6.2	16	15	15	2	2	4	2	4	0	0
	West Tennessee	0	0	0.00	1	0	0	0	0	2.0	1	0	0	0	0	0	0	2	0	0
	Tacoma	1	0	4.96	14	0	0	0	2	16.1	23	9	9	1	0	9	0	19	2	0
2009	ATLANTA	2	1	3.04	78	0	0	0	0	56.1	52	23	19	2	6	18	4	39	2	0
	ATLANTA	3	2	2.45	56	0	0	0	0	44.0	37	14	12	2	1	18	2	36	3	0
	Gwinnett	0	0	0.00	3	0	0	0	0	4.0	1	0	0	0	0	1	0	5	0	0
2011	ATLANTA	2	4	0.98	78	0	0	0	0	73.2	59	9	8	2	3	21	8	67	1	0
2012	ATLANTA	3	0	1.73	64	0	0	0	0	57.1	47	14	11	3	2	19	2	46	1	0
2013	ATLANTA	3	0	2.50	19	0	0	0	0	18.0	12	5	5	2	0	5	1	11	0	0
2014	Stockton	1	0	0.00	1	0	0	0	0	1.0	0	0	0	0	0	0	0	3	0	0
	Sacramento	0	1	4.32	7	1	0	0	0	8.1	6	4	4	1	0	3	0	5	3	0
	OAKLAND	1	0	2.25	21	0	0	0	1	20.0	15	5	5	3	2	4	0	15	3	0
AL Totals		8	2	5.10	99	0	0	0	1	90.0	94	55	51	8	9	34	6	61	9	1
NL Totals		13	7	1.99	295	0	0	0	0	249.1	207	65	55	11	12	81	17	199	7	0
ML Totals		21	9	2.81	394	0	0	0	1	339.1	301	120	106	19	21	115	23	260	16	1

WILD CARD RECORD

Year	Club/Opp.	W	L	ERA	G	GS	CG	SHO	SV	IP	H	R	ER	HR	HB	BB	IBB	SO	WP	BK
2012	ATL vs. STL	0	0	0.00	1	0	0	0	0	1.0	2	0	0	0	0	0	0	0	0	0

O'FLAHERTY'S CAREER BESTS

Low Hit Complete Game: None

Innings Pitched: 4.2, May 12, 2007 vs. New York (AL)

Strikeouts: 4 (twice), last: May 13, 2012 at St. Louis

Pitches: 61, April 13, 2008 vs. Los Angeles

Longest Winning Streak: 8, September 14, 2011 to present

Longest Losing Streak: 3, May 13 to August 14, 2011

Longest Scoreless Streak: 21.1, August 16, 2011 to April 10, 2012

**RIGHT-HANDED PITCHER****Height/Weight:** 6-3 / 214**Bats/Throws:** Right / Right**Birthdate:** February 19, 1985**End of Season Age:** 29**Birthplace/Resides:** Miami, Florida / Scottsdale, Arizona**Major League Service:** 1 year, 169 days**Obtained:** Claimed off waivers from New York (AL), March 29, 2013**Contract Status:** First year of a one-year contract through 2014.**2014 HIGHLIGHTS**

Spent nearly the entire season with the A's and compiled an 8-2 record with a save and a 2.28 ERA in 72 relief appearances...had a three-day stay at Sacramento from Aug. 21-23 but did not pitch...the games pitched tied for the team lead and tied for 10th in the American League...led AL relievers in batters faced (349), ranked second in innings pitched (86.2) and eighth in fewest walks per nine innings (1.56)...the batters faced and innings pitched were the most by an A's reliever since Justin Duchscherer in 2004 (398 bfp, 96.1 ip)...also led AL relievers in most hits (80), tied for second in wins, ranked fifth in fewest pitches per inning (14.0) and tied for sixth in opponents grounded into double plays (10)...the wins were the most by an A's reliever since 2003 (Foulke 9, Rincon 8)...now has a 10-2 record in his career...walked 15 batters, but seven of those were intentional...the intentional walks tied for the most among all AL pitchers...struck out just 45 batters and his average of 4.67 strikeouts per nine innings was the lowest among AL relievers and second lowest in the majors (Hale, ATL 3.64)...surrendered four home runs, the first home runs he allowed in his career...allowed a .247 opponents batting average, including .219 (41-for-187) against right-handed hitters compared to .285 (39-for-137) against left-handers...surrendered three of his four home runs to righties...all four came with two outs...opponents batted .219 with runners in scoring position, including .186 with RISP and two outs...had a .232 opponents average over his first 15 pitches in a game, .282 from pitches 16-30 and .308 after that...inherited 55 runners, which was fourth most in the AL...allowed 19 of those to score (34.5%)...has allowed 26-of-74 (35.1%) inherited runners to score in his two seasons with Oakland...first batters faced hit .212... issued just one first-batter walk and it was intentional (.229 on-base percentage)...has walked just two first batters faced in his 117 career games pitched...had a 1.21 ERA in 21 outings on no days rest, a 2.66 ERA in his other 51 appearances...now has a 0.94 ERA (3 er in 28.2 ip) in 30 outings on no days rest in his two seasons with the A's...compiled a 1.41 ERA from the eighth inning on...logged a 1.71 ERA in 34 games against AL West competition...did not allow a run in nine games against Los Angeles (9.2 ip) and has not allowed a run in 12 career appearances against the Angels (15.2 ip)...did not commit an error in 29 total chances and has not made an error in 117 career games and 40 total chances...tossed more than one inning in 29 of his 72 appearances.

OAKLAND: Was on an Opening Day roster for the second time in his career (2012 with San Francisco)...allowed a run in his first outing of the season in the day game of the day/night doubleheader against Cleveland April 2...then had a 10.2-inning scoreless streak from April 7 to 25...walked a career-high tying two batters April 9 at Minnesota but tossed 2.2 scoreless innings for the win...also picked up the win in his next outing April 13 at Seattle...surrendered the first home run of his career April 27 at Houston, a two-run home run by Altuve...it snapped a career-opening 55-game, 63.2-inning, 269-batter homerless streak...allowed just two runs in 11 games in April for a 1.42 ERA...then surrendered a season-high three-runs in 0.1 innings May 2 at Boston...followed that with a career-high 16.0 inning scoreless streak from May 3 to 22...had six outings of two or more innings over that nine-game stretch...tossed a career-high 3.2 scoreless innings May 17 at Cleveland...was credited with his fourth win of the season in that game to extend his career-opening winning streak to six games...was charged with the first loss of his career May 22 at Tampa Bay when he allowed a season-high tying three runs in 2.1 innings...was tagged with his first blown save May 27 against Detroit...then had a 10.2-inning scoreless streak from May 30 to June 17...had a 19-game, 22.1-inning, 90-batter streak without issuing a walk from May 30 to July 10...the streak ended with an intentional walk July 19 against Baltimore and his next walk was also intentional...had a 32-game, 37.2-inning, 154-batter streak without an unintentional walk from May 30 to Aug. 24...tossed 20.2 innings in 13 relief appearances in May...those

were the most innings pitched by an A's pitcher in a month in which he pitched exclusively in relief since Jeff Tam had 21.1 innings in 15 games in May, 2000...matched his season high by allowing three runs in 0.2 innings June 17 against Texas...recorded the first and only save of his career June 19 against Boston when he tossed a scoreless ninth inning in the A's 4-2 win...finished June with a 1.50 ERA in 15 appearances...then had a 3.72 ERA and .333 opponents batting average in 10 games in July...allowed two runs on a season-high five hits Aug. 9 against Minnesota...then had a 15.1-inning scoreless streak from Aug. 12 to Sept. 14, his fourth scoreless streak of 10 or more innings in 2014...had a 2.28 ERA in 56 appearances when he was optioned to Triple-A Sacramento Aug. 21...did not appear in a game with the River Cats as he was recalled Aug. 24 when Sean Doolittle went on the disabled list...did not allow a run in 14 of his 16 outings following his return (2.30 ERA)...struck out a career-high three batters in 1.1 innings Aug. 27 at Houston but also matched his career high with two walks...was charged with the blown save in that game but also picked up his eighth win of the season as the A's came back to win 5-4...logged a 1.26 ERA in 11 games in August and now has a 0.92 ERA (3 er in 29.1 ip) in 21 career appearances in the month...had a 3.18 ERA in 12 games in September...surrendered four runs but they came in back-to-back outings Sept. 18 against Texas (0.1 ip, 2 r) and Sept. 20 against Philadelphia (1.0 ip, 2 r)...was the losing pitcher in the A's 9-8, 12-inning loss at Kansas City Sept. 30 in the Wild Card game (1.1 ip, 3 h, 2 r, 2 er, 1 so).

LIFETIME PITCHING RECORD

Year	Club	W	L	ERA	G	GS	CG	SHO	SV	IP	H	R	ER	HR	HB	BB	IBB	SO	WP	BK
2007	Salem Keizer	0	0	1.21	22	0	0	0	19	22.1	12	3	3	1	0	0	0	15	1	0
2008	Augusta	0	0	0.33	25	0	0	0	18	27.0	22	2	1	0	0	4	1	26	3	0
	San Jose	1	1	3.67	27	0	0	0	16	27.0	34	14	11	1	2	3	0	23	0	0
2009	Connecticut	0	3	1.15	39	0	0	0	19	39.0	40	6	5	0	2	10	4	31	2	0
2010	AZL Giants	2	0	0.00	9	0	0	0	1	10.2	7	4	0	0	0	1	0	7	2	0
	San Jose	3	0	4.05	10	0	0	0	0	13.1	11	6	6	2	0	1	0	11	0	0
2011	Richmond	2	1	1.42	23	0	0	0	1	38.0	34	8	6	0	2	4	1	40	2	0
	Fresno	2	3	3.25	33	0	0	0	12	36.0	38	15	13	4	0	7	0	36	1	0
2012	SAN FRANCISCO	0	0	5.84	12	0	0	0	0	12.1	19	11	8	0	2	2	1	8	1	0
	Fresno	5	5	2.90	48	0	0	0	0	62.0	70	26	20	4	3	8	1	45	1	0
2013	Sacramento	1	0	0.99	23	0	0	0	15	27.1	14	4	3	0	1	1	0	22	0	0
	OAKLAND	2	0	1.38	33	0	0	0	0	39.0	42	7	6	0	0	6	1	27	0	0
2014	OAKLAND	8	2	2.28	72	0	0	0	1	86.2	80	24	22	4	2	15	7	45	1	0
AL Totals		10	2	2.01	105	0	0	0	1	125.2	122	31	28	4	2	21	8	72	1	0
NL Totals		0	0	5.84	12	0	0	0	0	12.1	19	11	8	0	2	2	1	8	1	0
ML Totals		12	2	2.35	117	0	0	0	1	138.0	141	42	36	4	4	23	9	80	2	0

WILD CARD RECORD

Year	Club/Opp.	W	L	ERA	G	GS	CG	SHO	SV	IP	H	R	ER	HR	HB	BB	IBB	SO	WP	BK
2014	OAK vs. KC	0	1	13.50	1	0	0	0	0	1.1	3	2	2	0	0	0	0	1	0	0

DIVISION SERIES RECORD

Year	Club/Opp.	W	L	ERA	G	GS	CG	SHO	SV	IP	H	R	ER	HR	HB	BB	IBB	SO	WP	BK
2013	OAK vs. DET	0	0	0.00	4	0	0	0	0	5.2	4	0	0	0	0	1	0	2	0	0

OTERO'S CAREER BESTS

Low Hit Complete Game: None

Innings Pitched: 3.2, May 17, 2014 at Cleveland

Strikeouts: 3, August 27, 2014 at Houston

Pitches: 42, August 2, 2013 vs. Texas

Longest Winning Streak: 6, July 2, 2013 to May 17, 2014

Longest Losing Streak: 1 (twice), last: September 20, 2014 to present

Longest Scoreless Streak: 16.0, May 3 to 22, 2014

JARROD PARKER

11



RIGHT-HANDED PITCHER

Height/Weight: 6-1 / 195

Bats/Throws: Right / Right

Birthdate: November 24, 1988

End of Season Age: 25

Birthplace/Resides: Fort Wayne, Indiana / Scottsdale, Arizona

Major League Service: 3 years

Obtained: Acquired from the Arizona Diamondbacks with pitcher Ryan Cook and outfielder Collin Cowgill for pitchers Trevor Cahill and Craig Breslow and cash considerations, December 9, 2011

Contract Status: First year of a one-year contract through 2014.

2014 HIGHLIGHTS

Had no decisions and a 10.61 ERA in three spring training starts before it was announced he would undergo Tommy John surgery for the second time in his career...was placed on the 60-day disabled list March 20 and had the surgery March 24...the surgery was performed by Dr. James Andrews in the Andrews Institute in Pensacola, Florida...also had Tommy John surgery Oct. 28, 2009 while a member of the Arizona Diamondbacks organization.

LIFETIME PITCHING RECORD

Year	Club	W	L	ERA	G	GS	CG	SHO	SV	IP	H	R	ER	HR	HB	BB	IBB	SO	WP	BK
2008	South Bend	12	5	3.44	24	24	0	0	0	117.2	113	56	45	8	7	33	0	117	8	0
2009	Visalia	1	0	0.95	4	4	0	0	0	19.0	12	2	2	0	0	4	0	21	4	0
	Mobile	4	6	3.68	16	16	0	0	0	78.1	82	35	32	2	7	34	0	74	9	0
2010	Mobile	(Injured — did not pitch)																		
2011	Mobile	11	8	3.79	26	26	0	0	0	130.2	112	61	55	7	11	55	0	112	8	3
	ARIZONA	0	0	0.00	1	1	0	0	0	5.2	4	0	0	0	0	1	0	1	0	0
2012	Sacramento	1	0	2.18	4	4	0	0	0	20.2	22	6	5	2	0	6	0	21	0	0
	OAKLAND	13	8	3.47	29	29	0	0	0	181.1	166	71	70	11	3	63	3	140	10	0
2013	OAKLAND	12	8	3.97	32	32	1	0	0	197.0	178	92	87	25	7	63	2	134	7	0
2014	OAKLAND	(Injured — did not pitch)																		
AL Totals		25	16	3.73	61	61	1	0	0	378.1	344	163	157	36	10	126	5	274	17	0
NL Totals		0	0	0.00	1	1	0	0	0	5.2	4	0	0	0	0	1	0	1	0	0
ML Totals		25	16	3.68	62	62	1	0	0	384.0	348	163	157	36	10	127	5	275	17	0

DIVISION SERIES RECORD

Year	Club/Opp	W	L	ERA	G	GS	CG	SHO	SV	IP	H	R	ER	HR	HB	BB	IBB	SO	WP	BK
2011	ARI vs. MIL	0	0	27.00	1	0	0	0	0	0.1	2	1	1	0	0	1	0	0	0	0
2012	OAK vs. DET	0	2	4.26	2	2	0	0	0	12.2	14	7	6	1	1	2	0	11	2	0
2013	OAK vs. DET	1	0	5.40	1	1	0	0	0	5.0	5	3	3	0	0	1	0	1	0	0
Totals		1	2	5.00	4	3	0	0	0	18.0	21	11	10	1	1	4	0	12	2	0

PARKER'S CAREER BESTS

Low Hit Complete Game: 8, August 19, 2013 vs. Seattle

Innings Pitched: 9.0, August 19, 2013 vs. Seattle

Strikeouts: 9, June 27, 2012 at Seattle

Pitches: 117, August 24, 2013 at Baltimore

Longest Winning Streak: 9, May 28, 2013 to September 4, 2013

Longest Losing Streak: 4, April 2 to 25, 2013

Longest Scoreless Streak: 18.0, May 23 to June 4, 2012

**INFIELDER****Height/Weight:** 6-0 / 190**Bats/Throws:** Switch / Right**Birthdate:** October 31, 1985**End of Season Age:** 28**Birthplace/Resides:** Brockport, New York / El Cajon, California**Major League Service:** 1 year, 77 days**Obtained:** Acquired from the San Diego Padres with pitcher Andrew Werner for pitcher Tyson Ross and minor league first baseman A.J. Kirby-Jones, November 16, 2012**Contract Status:** First year of a one-year contract through 2014.**2014 HIGHLIGHTS**

Batted .152 with a home run and three RBI in 21 games over three stints with Oakland...also combined for a .274 batting average with seven home runs and a minor league career-high 57 RBI in 103 games with Triple-A Round Rock and Triple-A Sacramento...started 11 games at shortstop with the A's, three at second base and one in left field...also appeared in one game at third base...committed one error as a shortstop for a .972 fielding percentage...hit .217 in Oakland, .087 on the road...was 0-for-9 with runners in scoring position and is 7-for-52 (.135) in his career...was with the A's during Spring Training but was designated for assignment Feb. 27 and claimed off waivers by Texas March 3...began the season at Round Rock but was designated for assignment April 18 and was claimed off waivers by the A's April 21...was assigned to Sacramento...was recalled for the first time June 13 when Alberto Callaspo was placed on the paternity list...went 1-for-6 (.167) with a double and RBI in two starts (one at second base, one at shortstop) before he was sent back to Sacramento following the game June 15 prior to Callaspo's return...recalled for a second time July 12 when Callaspo went on the DL...went 2-for-6 (.333) with a double in three games, including two starts (one in left field, one at second base) before he was optioned following the game July 20...was called up for a third time Aug. 15 when Jed Lowrie went on the DL and spent the remainder of the season with the A's...started 10 of the A's 15 games at shortstop from Aug. 15 to 31 and went 3-for-29 (.103) in 12 games total over that span...appeared in just four games in September after Lowrie was reinstated from the DL Sept. 1 (1-for-5, .200)...hit his second career home run August 24 against Los Angeles (AL), his first since April 8, 2012, a span of 72 games.

MINORS: In addition to his 57 RBI, he also had minor league career-highs in hits (117) and at bats (427)...hit .276 (86-for-312) with six of his seven home runs against right-handed pitching, .270 (31-for-115) against left-handers...batted .333 with runners in scoring position but had a .179 average with RISP and two outs...was 5-for-12 (.417) with 12 RBI with the bases loaded...had a .184 batting average and .287 on-base percentage when leading off an inning...appeared in 98 games at shortstop, five at second base and one each at first base and third base...made 14 errors as a shortstop for a .965 fielding percentage...also committed one error as a third baseman...saw his most action with 63 games batting second in the order...began the season at Round Rock where he hit .189 in 13 games...went 1-for-2 and was hit by a pitch twice in his final game with the Express April 17 against Omaha...that began a 37-game reaching base streak that ran through June 1...hit .346 with a .417 on-base percentage during the streak, which was second longest in the Pacific Coast League in 2014...it also started a 15-game road hitting streak, which also ran through June 1 (24-for-65, .369)...reported to Sacramento April 24 and hit .286 with all seven of his home runs in 90 games with the River Cats...batted .351 with runners in scoring position...had a season-high 13-game hitting streak from April 29 to May 11 (20-for-52, .385)...walked a season-high three times May 10 against Salt Lake...had his first of six three-hit games May 15 against Tacoma...struck out a season-high four times May 17 against Tacoma...had a 10-game hitting streak from May 22 to June 1...went 17-for-51 (.333) with 12 runs scored and 10 RBI during the streak...had back-to-back three-hit games May 30 against Albuquerque and May 31 at Fresno...finished May with a .336 batting average in 28 games, his best single-month mark in 2014...was batting .344 with three home runs and 24 RBI in 44 games with Sacramento when he was recalled by Oakland June 13...then hit .222 with four home runs and 17 RBI in 24 games during his second stint from June 16 to July 11...had season highs in hits (3) and RBI (3) July 4 at Reno...returned to Sacramento a final time July 21 and hit .236 over his last 22 games...struck out a season-high four times Aug. 7 and 11 at Reno.

LIFETIME PLAYING RECORD

Year	Club	AVG.	G	AB	R	H	2B	3B	HR	RBI	SH	SF	HP	BB	SO	SB	CS	SLG	OBP	E
2007	Eugene	.271	69	251	32	68	20	1	3	38	1	0	7	30	73	2	2	.394	.365	10
2008	Fort Wayne	.252	120	405	67	102	20	0	7	43	4	3	4	71	127	8	5	.353	.366	21
2009	Fort Wayne	.500	5	18	3	9	2	0	0	3	0	0	0	3	3	0	0	.611	.571	0
	Lake Elsinore	.235	94	311	52	73	16	1	2	29	1	4	4	51	85	8	2	.312	.346	12
2010	San Antonio	.246	125	410	70	101	28	4	11	49	4	2	8	68	115	4	2	.415	.363	16
2011	Tucson	.327	48	153	26	50	13	1	3	24	0	4	5	16	25	2	1	.484	.399	4
	San Antonio	.303	40	152	28	46	7	1	9	32	1	3	1	22	40	3	1	.539	.388	5
	SAN DIEGO	.182	24	44	3	8	1	0	0	4	0	1	1	9	17	1	0	.205	.327	0
2012	SAN DIEGO	.207	55	116	9	24	5	0	1	6	2	1	2	17	35	1	0	.276	.316	6
	Tucson	.328	65	235	43	77	23	3	1	32	0	1	4	25	49	6	2	.464	.400	9
2013	Sacramento	.210	108	367	43	77	16	3	4	36	3	2	5	43	102	3	1	.302	.300	19
	OAKLAND	.118	14	34	2	4	2	0	0	1	0	0	0	2	12	0	0	.176	.167	1
2014	Round Rock	.189	13	53	4	10	3	0	0	5	0	0	3	3	12	0	0	.245	.271	2
	Sacramento	.286	90	374	57	107	19	2	7	52	1	1	2	44	97	7	0	.404	.363	13
	OAKLAND	.152	21	46	4	7	3	0	1	3	0	1	1	3	14	0	0	.283	.216	1
AL Totals		.138	35	80	6	11	5	0	1	4	0	1	1	5	26	0	0	.238	.195	2
NL Totals		.200	79	160	12	32	6	0	1	10	2	2	3	26	52	2	0	.256	.319	6
ML Totals		.179	114	240	18	43	11	0	2	14	2	3	4	31	78	2	0	.250	.281	8

WILD CARD RECORD

Year	Club/Opp.	AVG.	G	AB	R	H	2B	3B	HR	RBI	SH	SF	HP	BB	SO	SB	CS	SLG	OBP	E
2014	OAK vs. KC																			

(Did not play)

PARRINO'S CAREER BESTS

Hits: 2 (six times), last: August 24, 2014 vs. Los Angeles (AL)
Home Runs: 1 (twice), last: August 24, 2014 vs. Los Angeles (AL)
Runs Batted In: 2, May 24, 2012 at New York (NL)
Stolen Bases: 1 (twice), last: April 24, 2012 vs. Washington
Hitting Streak: 5, April 15 to 24, 2012
Hitless Streak (At Bats): 19, May 9 to 21, 2012
Game Ending RBI: None.
Grand Slams: None.
Pinch-Hit Home Runs: None.
Inside-The-Park Home Runs: None.
Lead Off Home Runs: None.

DREW POMERANZ

13

LEFT-HANDED PITCHER

Height/Weight: 6-5 / 240

Bats/Throws: Right / Left

Birthdate: November 22, 1988

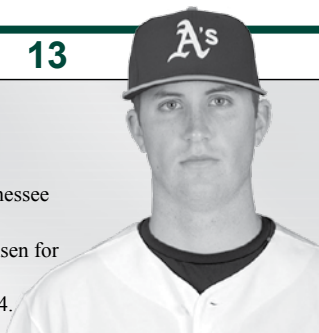
End of Season Age: 25

Birthplace/Resides: Collierville, Tennessee / Collierville, Tennessee

Major League Service: 2 years, 13 days

Obtained: Acquired from the Colorado Rockies with Chris Jensen for Brett Anderson and cash considerations, December 10, 2013

Contract Status: First year of a one-year contract through 2014.



2014 HIGHLIGHTS

Spent most of the season with the A's and split his time between the bullpen and the starting rotation... was 1-1 with a 1.62 ERA in 10 relief appearances and 4-3 with a 2.58 ERA in 10 starts...combined for a 5-4 record and a 2.35 ERA in 20 appearances overall...missed 24 games from June 17 to July 12 while on the disabled list and made eight starts with Sacramento from July 12 to Aug. 21...the wins were a career high as he had just four victories in 34 games entering the season...the ERA was a career low as was his opponents batting average (.204), on-base percentage (.282) and slugging percentage (.304)...his opponents batting average included a .196 (38-for-194) mark by right-handed hitters compared to .232 (13-for-56) by left-handers...entered the season with a .298 career average against righties compared to .165 against lefties...has allowed 22 of his 25 career home runs against righties...five of the

seven home runs he allowed in 2014 were solo shots and four came on the first pitch...yielded a .175 batting average with runners in scoring position, including .095 with RISP and two outs...has a .150 (12-for-80) opponents average with RISP and two outs in his career...allowed a .152 average to batters leading off an inning and opponents are hitting .153 (13-for-85) in that situation over the last two years...had a .182 opponents average the first time through the lineup, .221 with five of his seven home runs the second time and .259 after that...opponents hit .146 with two strikes...was 5-4 with a 2.91 ERA and .225 opponents batting average in 17 games, eight starts, before the All-Star Break...did not allow an earned run in three games, two starts, after the break (13.1 ip, 1 r) while holding the opposition to a .109 batting average...had a 0.60 ERA, .155 opponents batting average and one home run in innings one through three, a 4.84 ERA, .237 opponents average and five home runs in innings four through six and a 1.38 ERA, .250 opponents average and one home run from the seventh inning on...surrendered 10 of his 22 runs and four of his seven home runs in the fourth inning (9.00 ERA)...was 1-3 with a 1.42 ERA and .230 opponents batting average in 10 games at home compared to 4-1 with a 3.48 ERA and .171 opponents average in 10 games on the road...compiled a 1.17 ERA in six games during the day, 2.93 in 14 outings at night...stranded all three of his inherited runners and first batters faced were 0-for-9 with a walk...first batters are now 0-for-13 with a walk in his career...had just four career relief appearances entering the season...is now 1-1 with a 1.25 ERA (3 er in 21.2 ip) in 14 career relief appearances, 8-17 with a 4.60 ERA (94 er in 184.0 ip) in 40 career starts...opponents were successful in each of their six stolen base attempts with him on the mound...they are 20-for-23 (87.0%) against him in his career...did not have a pickoff and has just one in his career...tossed five innings or fewer six of his 10 starts...has pitched more than five innings in just 10 of his 40 career starts, including just five with six or more innings...the A's were 5-5 (.500) in his starting assignments and his teams are 15-25 (.375) in his career...allowed two runs or fewer in eight of his 10 starts...surrendered one run or fewer in each of his 10 relief appearances...tossed at least one inning in each of his relief outings, including two or more four times.

OAKLAND: Began his fourth professional season and his fourth season in the majors but was on his first Opening Day roster...started the season in the bullpen and made nine relief appearances before moving into the starting rotation...tossed at least one inning in all nine outings and did not allow a run six times...made his first start in the second game of a May 7 doubleheader against Seattle and combined with Otero and Johnson on a three-hit shutout in the A's 2-0 win...it was his first win as a starter since Sept. 26, 2012 against Chicago (NL)...combined on a shutout in each of his first three starts, including an 11-0 blanking of Chicago (AL) May 13 and a 3-0 shutout at Tampa Bay May 20...tossed 5.0 innings in each of the three shutouts and allowed three hits or fewer each time...joins Steve Ontiveros (June 14-24, 1994) as the only A's pitchers since 1914 with three consecutive scoreless outings of five innings or more and three hits or fewer...won all three starts for the first and only winning streak of his career...struck out a career-high eight in his outing against the White Sox...extended his scoreless streak to a career-high 18.0 innings May 25 at Toronto...was 4-1 with a 0.94 ERA and .188 opponents batting average over his first 12 games, including three starts, through May 20...then went 1-3 with a 5.00 ERA and .262 opponents batting average over his next five starts before fracturing his right hand June 16...collected his fifth and final win of the season May 30 against Los Angeles (AL) despite allowing five runs in 5.1 innings...it was his first outing over 5.0 innings since July 27, 2012 against Cincinnati when he also tossed 5.1 innings...that snapped a streak of 20 consecutive starts of five innings pitched or fewer, which was the longest such streak by a Major Leaguer since at least 1914 (previous: Len Barker, 14 from May 21, 1985-June 10, 1987)...finished May with a 4-1 record, a 2.70 ERA and .208 opponents batting average in six games, including five starts...tied for fourth in the AL in wins in the month...tossed a career-high 7.0 innings in back-to-back starts June 5 at New York (AL) and June 10 at Los Angeles (AL)...that snapped a streak of 24 consecutive starts dating back to July 15, 2012 in which he tossed fewer than six innings...that was the longest such streak in the majors since at least 1914 (previous: 18, Don Wengert, June 25, 1997-May 26, 2001)...allowed a career-high eight runs in 3.2 innings in a 14-8 loss to Texas June 16...fractured his right wrist following the game and was placed on the 15-day disabled list the next day...made one rehab start with Sacramento before he was reinstated from the DL and optioned to Sacramento July 13...returned to Oakland Aug. 27 and started that day at Houston...allowed one unearned run in 5.1 innings but had a no decision in the A's 5-4 win...was optioned to Single-A Beloit the next day but did not appear in a game before returning to Oakland Sept. 2 when the Snappers season concluded...tossed 3.0 scoreless innings of relief that day against Seattle...would pitch just once more, a start for Jason Hammel when he left the team for the birth of his daughter...tossed 5.0 scoreless innings and allowed just one hit but had a no decision in the A's 3-0 loss to Philadelphia Sept. 20.

SACRAMENTO: Went 3-1 with a 3.69 ERA in eight appearances, all starts, with the River Cats... struck out 54 batters in 46.1 innings, an average of 10.49 per nine innings...allowed a .260 opponents batting average, including .242 (31-for-128) against right-handed hitters compared to .311 (14 for 45) against left-handers...surrendered all six of his home runs to righties...held the opposition to a .178 batting average with runners in scoring position...went 2-0 with a 2.12 ERA in three starts at home, 1-1 with a 4.60 ERA in five starts on the road...was 3-0 with a 1.93 ERA over a six start stretch from July 22 to August 15...the River Cats were 6-2 (.750) in his starting assignments...allowed two runs or fewer in six of his eight starts.

LIFETIME PITCHING RECORD

Year	Club	W	L	ERA	G	GS	CG	SHO	SV	IP	H	R	ER	HR	HB	BB	IBB	SO	WP	BK
2011	Kinston	3	2	1.87	15	15	0	0	0	77.0	56	22	16	2	1	32	0	95	6	0
	Akron	0	1	2.57	3	3	0	0	0	14.0	10	4	4	1	0	6	0	17	0	0
	Tulsa	1	0	0.00	2	2	0	0	0	10.0	2	0	0	0	0	0	0	7	0	0
COLORADO		2	1	5.40	4	4	0	0	0	18.1	19	11	11	0	1	5	0	13	1	0
2012	Tulsa	0	0	0.00	1	1	0	0	0	4.0	4	0	0	0	1	1	0	4	1	0
	COLORADO	2	9	4.93	22	22	0	0	0	96.2	97	57	53	14	4	46	2	83	8	1
	Colorado Springs	4	4	2.51	9	9	0	0	0	46.2	52	23	13	2	0	20	0	46	0	0
2013	Colorado Springs	8	1	4.20	15	15	0	0	0	85.2	83	40	40	6	3	33	0	96	3	0
	COLORADO	0	4	6.23	8	4	0	0	0	21.2	25	15	15	4	1	19	1	19	0	0
	Tulsa	0	1	11.81	1	1	0	0	0	5.1	10	7	7	2	0	1	0	5	0	0
2014	OAKLAND	5	4	2.35	20	10	0	0	0	69.0	51	22	18	7	1	26	0	64	0	0
	Sacramento	3	1	3.69	8	8	0	0	0	46.1	45	19	19	6	0	17	1	54	2	0
AL Totals		5	4	2.35	20	10	0	0	0	69.0	51	22	18	7	1	26	0	64	0	0
NL Totals		4	14	5.20	34	30	0	0	0	136.2	141	83	79	18	6	70	3	115	9	1
ML Totals		9	18	4.24	54	40	0	0	0	205.2	192	105	97	25	7	96	3	179	9	1

WILD CARD RECORD

Year	Club/Opp.	W	L	ERA	G	GS	CG	SHO	SV	IP	H	R	ER	HR	HB	BB	IBB	SO	WP	BK
2014	OAK vs. KC																			

(Did not pitch)

POMERANZ' CAREER BESTS

Low Hit Complete Game: None

Innings Pitched: 7.0 (twice), last: June 10, 2014 at Los Angeles (AL). As reliever: 3.0, September 2, 2014 vs. Seattle

Strikeouts: 8, May 13, 2014 vs. Chicago (AL). As reliever: 3, September 2, 2014 vs. Seattle

Pitches: 113, May 2, 2012 vs. Los Angeles (NL)

Longest Winning Streak: 3, May 7 to 20, 2014

Longest Losing Streak: 6, July 5 to September 15, 2012

Longest Scoreless Streak: 18.0, May 7 to 25, 2014

POMERANZ' 2014 STARTS

Date	Opponent	Score	Dec	ERA*	IP	H	R	ER	BB	SO	HR	#PIT
May 7	Seattle (G#2)	2-0	W	1.45	5.0	2	0	0	0	5	0	68
May 13	Chicago (AL)	11-0	W	1.14	5.0	3	0	0	2	8	0	82
May 20	at Tampa Bay	3-0	W	0.94	5.0	3	0	0	2	3	0	89
May 25	at Toronto	1-3	L	1.38	4.0	5	2	2	4	3	1	90
May 30	Los Angeles (AL)	9-5	W	2.37	5.1	4	5	5	3	5	2	95
June 5	at New York (AL)	1-2	L	2.20	7.0	6	2	1	1	7	1	101
June 10	at Los Angeles (AL)	1-2	--	1.90	7.0	4	1	0	3	2	0	89
June 16	Texas	8-14	L	2.91	3.2	8	8	7	2	4	1	79
Aug. 27	at Houston	5-4	--	2.66	5.1	3	1	0	1	7	0	82
Sept. 20	Philadelphia	0-3	--	2.35	5.0	1	0	0	2	6	0	86

*indicates overall ERA

INFIELDER**Height/Weight:** 5-9 / 195**Bats/Throws:** Switch / Right**Birthdate:** November 8, 1977**End of Season Age:** 36**Birthplace/Resides:** San Diego, California / Ladera Ranch, California**Major League Service:** 12 years, 51 days**Obtained:** Signed as a free agent, November 13, 2013**Contract Status:** First year of a one-year contract through 2014 with a vesting option for 2015.**2014 HIGHLIGHTS**

Hit .207 with two home runs and 14 RBI in 73 games in his first season with the A's and the 14th of his career...the batting average was a career low...his two home runs matched the second best total of his career...was used primarily as the A's back-up middle infielder, making 38 starts at second base and 10 at shortstop...the switch-hitter batted .238 (24-for-101) with 11 of his 14 RBI against left-handed pitching, .175 (17-for-97) against right-handers...over the last three years, he is hitting .274 (61-for-223) against lefties, .210 (90-for-429) against righties...had a .255 batting average with runners on base, .163 with the bases empty...however, hit .204 with runners in scoring position...batted .167 with RISP and two outs and is a .205 (77-for-375) career hitter in that situation...hit .300 with both of his home runs during the day, .156 at night...now has a .281 (301-for-1073) career batting average during the day compared to .228 (497-for-2180) at night...went 0-for-14 with a walk and five strikeouts as a pinch hitter...the 14 at bats tied for the most in the majors among pinch hitters with no hits (Satin, NYM)...they tied for second most in Oakland history (17, Jim Holt in 1974)...is now 0 for his last 20 in the pinch and 17-for-98 (.173) in his career...his last pinch hit was a single on July 5, 2013 at San Francisco...batted .125 with a .176 on-base percentage when leading off an inning...appeared in 52 games at second base, 17 at shortstop, two at third base and one in right field...committed six of his seven errors as a second baseman for a .973 fielding percentage...made 26 starts hitting ninth, 17 batting eighth, four hitting seventh and one in the two spot...hit .177 in 43 games overall batting ninth...batted .353 in 10 interleague games compared to .193 against the American League.

OAKLAND: Was on his 12th Opening Day roster (Philadelphia, 2002-03; Minnesota, 2004-10; Boston, 2012; Los Angeles-NL, 2013)...started back-to-back games April 2 vs. Cleveland and April 3 vs. Seattle, both at second base...it was the first of seven times he started two straight games...never made three consecutive starts...had his lone three-hit game of the season April 19 against Houston, which lifted his average to a season-high .276...then went 4-for-31 (.129) over his next 11 games to fall to .200 on May 5...drove in his first run of the season April 30 at Texas, snapping a career-high streak of 33 consecutive games without an RBI dating back to Aug. 27, 2013...batted .315 with 12 walks (.439 on-base percentage) over a 17-game stretch from May 6 to June 15...drove in a season-high three runs May 11 against Washington...hit safely in four consecutive games from May 23 to June 4, which was his longest hitting streak of the season...went 4-for-11 (.364) with six walks (.588 on-base percentage) during the streak...matched his career high with three walks May 29 against Detroit (eighth time)...also hit his first home run of the season...had his best month of the season in May when he hit .286 with eight walks (.400 on-base percentage) in 16 games...also collected seven of his 14 RBI for the season in May...had a season-high 0-for-17 streak from June 15 to 28 to start a season-ending stretch where he went 13-for-87 (.149) over his final 35 games...played second base, third base and right field June 22 against Boston to become the second player in Oakland history to play each of those positions in one game (Jerry Browne, Aug. 1, 1992 at Kansas City)...it was his first appearance in the outfield since Aug. 5, 2008 at Seattle and his second career appearance in right field (May 5, 2005 vs. Cleveland)...had his fourth career walk-off plate appearance July 4 against Toronto when he doubled and Norris scored on an error by Cabrera...he does not have an RBI in three of those plate appearance and the fourth is a sacrifice fly...hit .111 (5-for-45) in July...was batting .207 with two home runs and 13 RBI in 64 games when he was placed on the 15-day disabled list Aug. 3 with a strained right hamstring...was reinstated Sept. 9 and went 4-for-19 (.211) with one RBI in nine games, including four starts at second base, following is return...had two extra base hits over that span, both triples on Sept. 21 against Philadelphia and Sept. 24 against Texas...prior to that, had not tripled since July 25, 2011 against Houston, a span of 243 games.

LIFETIME PLAYING RECORD

Year	Club	AVG	G	AB	R	H	2B	3B	HR	RBI	SH	SF	HP	BB	SO	SB	CS	SLG	OBP	E
1998	Batavia	.247	72	279	51	69	9	4	1	20	0	1	1	42	48	19	7	.319	.347	27
1999	Clearwater	.305	106	400	65	122	18	6	1	48	3	5	3	67	53	16	7	.388	.404	24
2000	Reading	.254	121	456	77	116	15	4	5	47	14	6	2	69	71	33	10	.338	.351	20
2001	PHILADELPHIA	.400	4	5	0	2	0	0	0	0	0	0	0	0	0	0	0	.400	.400	0
	Scranton-WB	.229	123	463	57	106	19	5	1	39	3	1	0	68	114	33	9	.298	.327	21
2002	PHILADELPHIA	.167	9	6	0	1	0	0	0	0	1	0	0	0	3	0	0	.167	.167	1
	Scranton-WB	.271	115	443	74	120	12	5	1	29	6	3	2	76	84	42	8	.327	.378	19
2003	PHILADELPHIA	.217	64	92	14	20	2	0	1	4	0	0	0	7	22	2	1	.272	.273	2
	Scranton-WB	.315	25	111	19	35	7	1	0	9	2	1	0	7	13	7	1	.396	.353	4
2004	MINNESOTA	.253	38	91	17	23	0	0	2	12	0	0	0	12	19	6	0	.319	.340	1
	Quad Cities	.438	4	16	4	7	1	0	1	6	0	0	0	2	2	1	0	.688	.500	0
2005	MINNESOTA	.239	112	394	45	94	18	4	4	26	7	2	0	36	86	13	8	.335	.301	9
	Rochester	.200	4	15	2	3	1	0	0	1	0	0	0	2	2	0	0	.267	.294	2
2006	MINNESOTA	.290	135	459	73	133	21	7	1	45	10	7	1	47	68	17	5	.373	.352	13
2007	MINNESOTA	.210	150	472	53	99	18	4	1	25	6	3	0	55	90	16	6	.271	.291	13
2008	MINNESOTA	.284	99	338	43	96	19	4	2	28	5	2	0	32	57	15	6	.382	.344	10
	Fort Myers	.250	3	12	0	3	0	0	0	1	0	0	0	1	1	1	0	.250	.308	0
2009	MINNESOTA	.228	125	359	56	82	15	1	1	38	13	6	1	61	70	16	3	.284	.337	7
2010	MINNESOTA	.238	88	252	24	60	11	1	1	20	4	3	1	28	50	6	2	.302	.313	8
2011	ST. LOUIS	.278	63	133	21	37	8	4	1	20	6	2	0	25	21	1	1	.421	.388	3
	Memphis	.200	5	15	2	3	0	0	0	0	0	0	0	3	1	0	0	.200	.333	2
	Springfield	.333	7	24	3	8	1	0	0	2	0	0	0	2	3	1	0	.375	.385	1
2012	BOSTON	.200	65	125	14	25	6	0	1	10	2	2	0	19	33	5	0	.272	.301	2
	LOS ANGELES (NL)	.286	22	35	6	10	1	0	0	0	2	0	0	6	9	1	0	.314	.390	0
2013	LOS ANGELES (NL)	.255	116	294	34	75	15	0	2	21	6	2	0	33	67	3	2	.327	.328	8
2014	OAKLAND	.207	73	198	21	41	7	2	2	14	1	0	0	25	56	3	1	.293	.296	7
AL Totals		.243	885	2688	346	653	115	23	15	218	48	25	3	315	529	97	31	.320	.320	70
NL Totals		.257	278	565	75	145	26	4	4	45	15	4	0	71	122	7	5	.338	.338	14
ML Totals		.245	1163	3253	421	798	141	27	19	263	63	29	3	386	651	104	36	.323	.323	84

WILD CARD RECORD

Year	Club/Opp.	AVG.	G	AB	R	H	2B	3B	HR	RBI	SH	SF	HP	BB	SO	SB	CS	SLG	OBP	E
2014	OAK vs. KC	.000	1	2	0	0	0	0	0	0	0	0	0	0	1	0	0	.000	.000	0

DIVISION SERIES RECORD

Year	Club/Opp	AVG.	G	AB	R	H	2B	3B	HR	RBI	SH	SF	HP	BB	SO	SB	CS	SLG	OBP	E
2006	MIN vs. OAK	.167	3	12	0	2	0	0	0	0	1	0	0	0	1	0	0	.167	.167	0
2009	MIN vs. NYY	.444	3	9	0	4	1	0	0	1	0	0	0	3	1	0	0	.556	.583	0
2010	MIN vs. NYY																			
									(Did not play)											
2011	STL vs. PHI	.167	3	6	0	1	0	0	0	0	0	0	0	0	3	0	0	.167	.167	0
2013	LAD vs. ATL	—	1	0	0	0	0	0	0	0	0	0	0	0	0	0	0	—	—	0
Totals		.259	10	27	0	7	1	0	0	1	1	0	0	3	5	0	0	.296	.333	0

LEAGUE CHAMPIONSHIP SERIES RECORD

Year	Club/Opp	AVG.	G	AB	R	H	2B	3B	HR	RBI	SH	SF	HP	BB	SO	SB	CS	SLG	OBP	E
2011	STL vs. MIL	.133	6	15	0	2	0	0	0	3	1	1	0	2	8	0	0	.133	.222	0
2013	LAD vs. STL	.333	5	6	0	2	1	0	0	0	0	0	0	0	4	0	0	.500	.333	0
Totals		.190	11	21	0	4	1	0	0	3	1	1	0	2	12	0	0	.238	.250	0

WORLD SERIES RECORD

Year	Club/Opp	AVG.	G	AB	R	H	2B	3B	HR	RBI	SH	SF	HP	BB	SO	SB	CS	SLG	OBP	E
2011	STL vs. TEX	.214	6	14	0	3	0	0	0	0	0	0	0	5	6	0	0	.214	.421	0

WORLD BASEBALL CLASSIC RECORD

Year	Club	AVG.	G	AB	R	H	2B	3B	HR	RBI	SH	SF	HP	BB	SO	SB	CS	SLG	OBP	E
2009	Italy	.083	3	12	0	1	0	0	0	1	0	0	0	2	1	0	0	.083	.214	1
2013	Italy	.421	5	19	5	8	2	0	0	0	0	0	0	2	4	0	0	.526	.476	0
Totals		.290	8	31	5	9	2	0	0	1	0	0	0	4	5	0	0	.355	.371	1

PUNTO'S CAREER BESTS

Hits: 4 (seven times), last: September 3, 2013 at Colorado
Home Runs: 1 (19 times), last: July 13, 2014 at Seattle
Runs Batted In: 5, May 7, 2008 at Chicago (AL)
Stolen Bases: 3, August 15, 2005 at Chicago (AL)
Hitting Streak: 19, July 4 to 28, 2006
Hitless Streak (At Bats): 22, June 27 to July 5, 2007
Game Ending RBI: 1, September 9, 2011 vs. Atlanta (sacrifice fly)
Grand Slams: 1, July 22, 2004 vs. Tampa Bay (Jesus Colome).
Pinch-Hit Home Runs: None.
Inside-The-Park Home Runs: None.
Lead Off Home Runs: None.

JOSH REDDICK

16

OUTFIELDER

Height/Weight: 6-2 / 180

Bats/Throws: Left / Right

Birthdate: February 19, 1987


End of Season Age: 27

Birthplace/Resides: Savannah, Georgia / Guyton, Georgia

Major League Service: 4 years, 50 days

Obtained: Acquired from the Boston Red Sox with pitcher Raul Alcantara and infielder Miles Head for pitcher Andrew Bailey and outfielder Ryan Sweeney, December 28, 2011

Contract Status: First year of a one-year contract through 2014.



2014 HIGHLIGHTS

Batted .264 with 12 home runs and 54 RBI in 109 games in a season shortened due to two stints on the disabled list with a right knee injury...it was the second consecutive season he had two stints on the DL with an injury to the same body part (right wrist in 2013)...hit .214 with three doubles, three triples, four home runs and 22 RBI in 50 games before his first stint on the DL, .308 with 13 doubles, four triples, eight home runs and 32 RBI in 59 games after that...his 109 games played were his fewest in his three seasons with Oakland but his .264 batting average and .316 on-base percentage were his best...had a career-high seven triples, which tied for eighth in the American League...has 24 home runs in 223 games over the last two seasons after belting 32 home runs in 156 games in 2012...hit .280 (74-for-264) with all 12 of his home runs and 46 of his 54 RBI against right-handed pitching compared to .222 (22-for-99) with two extra base hits (one double, one triple) against left-handers...slugged .519 against righties, .253 against lefties...in 2013, he hit six of his 12 home runs against lefties...batted .312 at home compared to .221 on the road...hit .285 with seven of his 12 home runs with runners on base...however, batted .167 with runners in scoring position and two outs...now has a .185 (36-for-195) career average with RISP and two outs...was 2-for-13 (.154) with the bases loaded and is 6-for-44 (.136) in his career...started a team-leading 99 games in right field...also made one start in center field...had five assists in 108 games overall in the outfield, which were his fewest in his three seasons with the A's...has 29 assists over the last three years, which is fifth most among AL outfielders...28 of those assists have come as a right fielder, which is tied for second most...committed five errors for a .975 fielding percentage...went 0-for-4 with two strikeouts as a pinch hitter and is 4-for-30 (.133) with 13 strikeouts in the pinch in his career...started games in every spot in the order except first, third and fourth...made his most starts batting seventh (38)...hit .307 in 39 games overall in the seven spot compared to .242 in all other spots in the order...was successful in just 1-of-2 stolen base attempts but is 21-for-25 (84.0%) in three seasons with the A's.

OAKLAND: Made his third consecutive Opening Day start in right field and is the first Athletic to make three straight Opening Day starts in right field since Ruben Sierra (1993-95)...matched his career high with four strikeouts April 9 at Minnesota (sixth time)...went 4-for-41 (.098) with 15 strikeouts over his first 12 games through April 16...then had back-to-back three-hit games April 18 and 19 against Houston...had his fourth career game-ending RBI in the latter contest, a single in the A's three-run ninth inning...hit .410 (16-for-39) over a 12-game stretch from April 17 to 29 and finished April with a .253 batting average...went 2-for-4 with two home runs and six RBI May 16 at Cleveland...the RBI were a career high and it was his fifth career multi-homer game...one of the home runs was a grand slam, the

second of his career (Aug. 31, 2012 vs. Boston)...batted .188 in 25 games in May...was hitting .214 in 50 games when he was placed on the 15-day disabled list June 3 retroactive to June 1 with a hyper-extended right knee...went 7-for-16 (.471) with three doubles during a four-game rehab assignment with Triple-A Sacramento from June 18-22...that included a four-hit game at New Orleans June 21...was reinstated from the DL June 24 and went 5-for-11 (.455) with a triple and two RBI in four games before returning to the DL June 29 with a strained right knee...rehabbed with Single-A Stockton from July 14 to 20 and hit .429 (9-for-21) with two doubles, three home runs and eight RBI in five games...that included a 4-for-4 performance July 14 against San Jose...was reinstated from the DL July 22 and hit .299 over his final 55 games...batted .404 (19-for-47) with five doubles, four home runs and eight RBI over a 13-game stretch from July 23 to Aug. 5...scored a season-high three runs July 23 against Houston and matched his career-high with two doubles the next day against the Astros (sixth time)...made his only appearance of the season at a position other than right field July 29 at Houston when he went 2-for-4 with a double and home run in a start in center field...hit safely in a season-high six consecutive games from Aug. 1 to 6 (10-for-22, .455) but then batted .194 over his next 30 games from Aug. 7 to Sept. 14...had his second two-homer game of the season and the sixth multi-homer game of his career Aug. 3 against Kansas City...played in the 500th game of his career Aug. 29 at Los Angeles (AL)...went 16-for-33 (.485) with two doubles, two triples, one home run and nine RBI over his final 10 games beginning Sept. 16...was named AL Co-Player of the Week along with teammate Sonny Gray the final week of the season...went 12-for-25 (.480) with seven RBI and five multiple hit games in six games over that stretch...it was the second time he won the award in his career (Sept. 3, 2012)...finished September with a .324 batting average and a team-leading 14 RBI in 20 games...then went 2-for-4 with two walks in the Wild Card game at Kansas City Sept. 30...has started all 11 games in right field for the A's in the last three postseasons and is 8-for-38 (.211).

LIFETIME PLAYING RECORD

Year	Club	AVG	G	AB	R	H	2B	3B	HR	RBI	SH	SF	HP	BB	SO	SB	CS	SLG	OBP	E
2007	Greenville	.306	94	369	60	113	17	6	18	72	0	5	3	26	51	8	5	.531	.352	7
	Portland	.000	1	1	0	0	0	0	0	0	0	0	0	0	0	0	0	.000	.000	0
2008	Greenville	.340	14	53	7	18	4	2	0	9	0	0	0	5	8	2	1	.491	.397	1
	Lancaster	.343	76	312	60	107	11	8	17	57	0	2	0	17	49	9	1	.593	.375	4
2009	Portland	.214	34	117	22	25	4	2	6	25	1	1	1	12	25	3	1	.436	.290	3
	BOSTON	.277	63	256	47	71	17	3	13	29	0	1	0	30	62	5	5	.520	.352	3
2010	Pawtucket	.169	27	59	5	10	4	0	2	4	0	0	1	2	17	0	0	.339	.210	1
	BOSTON	.127	18	71	1	9	0	2	0	6	0	2	0	6	13	0	1	.183	.190	0
2011	Pawtucket	.266	114	451	59	120	28	4	18	65	0	5	0	25	73	4	7	.466	.301	8
	BOSTON	.194	29	62	5	12	3	1	1	5	0	0	0	1	15	1	0	.323	.206	0
2012	Pawtucket	.230	52	191	37	44	9	1	14	36	0	7	0	33	39	4	1	.508	.333	1
	OAKLAND	.280	87	254	41	71	18	3	7	28	0	4	1	19	50	1	2	.457	.327	5
2013	OAKLAND	.242	156	611	85	148	29	5	32	85	1	4	2	55	151	11	1	.463	.305	6
	Stockton	.226	114	385	54	87	19	2	12	56	1	7	2	46	86	9	2	.379	.307	5
2014	Sacramento	.333	1	3	0	1	0	0	0	0	0	0	0	0	0	0	0	.333	.333	0
	OAKLAND	.182	3	11	5	2	0	0	0	0	0	0	0	3	1	2	0	.182	.357	0
ML Totals	OAKLAND	.264	109	363	53	96	16	7	12	54	0	3	1	28	63	1	1	.446	.316	5
	Stockton	.438	4	16	1	7	3	0	0	0	0	0	0	1	1	1	1	.625	.471	0
ML Totals		.245	522	1734	243	424	89	18	66	232	2	18	7	151	382	23	6	.431	.305	22

WILD CARD RECORD

Year	Club/Opp.	AVG.	G	AB	R	H	2B	3B	HR	RBI	SH	SF	HP	BB	SO	SB	CS	SLG	OBP	E
2014	OAK vs. KC	.500	1	4	2	2	0	0	0	0	0	0	0	2	0	0	0	.500	.667	0

DIVISION SERIES RECORD

Year	Club/Opp	AVG.	G	AB	R	H	2B	3B	HR	RBI	SH	SF	HP	BB	SO	SB	CS	SLG	OBP	E
2012	OAK vs. DET	.118	5	17	2	2	0	0	1	1	0	0	0	1	10	0	0	.294	.167	0
2013	OAK vs. DET	.235	5	17	1	4	1	0	1	1	0	0	0	2	5	0	0	.471	.316	0
Totals		.176	10	34	3	6	1	0	2	2	0	0	0	3	15	0	0	.382	.243	0

REDDICK'S CAREER BESTS

Hits: 4 (three times), last: June 16, 2013 vs. Seattle

Home Runs: 3, August 9, 2013 at Toronto; 2 (five times), August 3, 2014 vs. Kansas City; May 16, 2014 at Cleveland; August 10, 2013 at Toronto; September 27, 2012 at Texas; May 11, 2012 vs. Detroit

Runs Batted In: 6, May 16, 2014 at Cleveland; 5 (twice), last: August 9, 2013 at Toronto

Stolen Bases: 1 (23 times), last: April 29, 2014 at Texas

Hitting Streak: 9, September 3 to 13, 2011

Hitless Streak (At Bats): 30, September 19 to 26, 2012

Game Ending RBI: 4, April 19, 2014 vs. Houston (single); June 1, 2013 vs. Chicago-AL (walk); July 8, 2012 vs. Seattle (double); August 7, 2011 vs. New York-AL (single).

Grand Slams: 2, May 16, 2014 at Cleveland (Zach McAllister); August 31, 2012 vs. Boston (Mark Melancon)

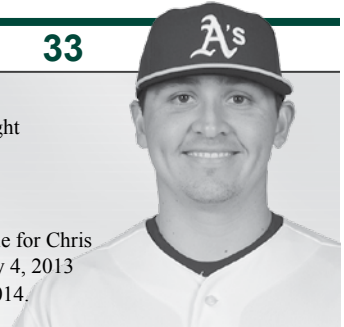
Pinch-Hit Home Runs: None.

Inside-The-Park Home Runs: None.

Lead Off Home Runs: None.

FERNANDO RODRIGUEZ

33



RIGHT-HANDED PITCHER

Height/Weight: 6-3 / 237

Bats/Throws: Right / Right

Birthdate: June 18, 1984

End of Season Age: 30

Birthplace/Resides: El Paso, Texas / El Paso, Texas

Major League Service: 3 years, 53 days

Obtained: Acquired from the Houston Astros with Jed Lowrie for Chris Carter, Brad Peacock and minor leaguer Max Stassi, February 4, 2013

Contract Status: First year of a one-year contract through 2014.

2014 HIGHLIGHTS

Appeared in seven games over two stints with the A's after missing the 2013 season following Tommy John surgery...had a win, a 1.00 ERA and .129 opponents batting average...left-handed hitters were 1-for-11 (.091) with his only extra base hit (double) and both of his walks...righties went 3-for-20 (.150)...allowed 1-of-4 (25.0%) inherited runners to score and first batters faced were 2-for-7 (.286)...did not allow a run in four games in Oakland (4.0 ip) or five outings at night (6.1 ip)...began the season on the disabled list as he continued his recovery from his March 27, 2013 Tommy John surgery...was placed on the 15-day DL March 29 retroactive to March 21...was sent to Triple-A Sacramento on a rehab assignment April 3 and pitched in eight games before he was reinstated from the DL and optioned to Sacramento April 29...was recalled May 9 and made his A's debut that day against Washington (1.0 ip, 1 h, 1 so)...it was his first Major League appearance since Oct. 3, 2012 at Chicago (NL)...was credited with his only win May 31 against Los Angeles (AL) when he tossed a scoreless seventh inning...did not allow a run in five of his six games during first stint and had a 1.13 ERA and .143 opponents batting average when he was optioned to Sacramento June 1...returned to Oakland Sept. 1 when rosters expanded and pitched once on Sept. 16 against Texas, retiring the side in order in the ninth inning.

SACRAMENTO: Went 3-0 with a 1.97 ERA in 38 relief appearances with Sacramento...struck out 53 in 45.2 innings, an average of 10.45 per nine innings...walked just 16 for a strikeout-to-walk ratio of 3.31...surrendered two home runs, an average of 0.39 per nine innings...allowed a .235 opponents batting average, which included a .189 (14-for-74) mark against left-handed hitters compared to .271 (26-for-96) against right-handers...both of his home runs were solo shots against righties...opponents hit .154 when leading of an inning...allowed 6-of-8 (75.0%) inherited runners to score...compiled a 1.33 ERA in 17 games at home, a 2.49 ERA with both of his home runs in 21 outings on the road...tossed at least 1.0 inning in 36 of his 38 appearances, including a season-high 2.0 innings five times...began his rehab assignment April 3 and posted a 1.04 ERA in eight games before he was reinstated from the DL and optioned to Sacramento April 29...allowed a season-high two runs in 0.1 innings April 10 at Las Vegas, but those were the only runs he would allow in 11 outings before he was promoted to Oakland May 9...had a 0.73 ERA and .217 opponents batting average over that span...did not allow a run over his final 9.1 innings before his promotion...returned June 3 and compiled a 2.43 ERA over his final 27 appearances...yielded a run in each of his first three outings following his return (4 er in 4.2 ip, 7.71 ERA)...allowed a season-high three hits June 3 at Fresno and matched his season high with two runs

June 12 against Omaha...struck out a season-high tying three batters twice over a three-game stretch: June 16 against Iowa and June 24 at New Orleans...did not surrender a home run over his first 22 games and 28.0 innings through July 13...then allowed two over his final 16 games and 17.2 innings...tossed a season-high tying 2.0 scoreless innings in the second game of a doubleheader at Tacoma July 26 for his second win of the season...did not allow a run in 10 of his 11 August appearances for a 0.82 ERA...struck out 16 batters in 11.0 innings (13.10 per nine innings)...fanned a season-high tying three batters in his final outing Aug. 30 against Reno and picked up the win.

LIFETIME PITCHING RECORD

Year	Club	W	L	ERA	G	GS	CG	SHO	SV	IP	H	R	ER	HR	HB	BB	IBB	SO	WP	BK
2003	AZL Angels	0	2	6.48	15	0	0	0	0	25.0	29	24	18	2	2	14	1	27	1	1
	Provo	0	0	1.50	4	0	0	0	1	6.0	9	4	1	1	0	1	0	9	1	0
2004	Provo	4	3	4.14	14	12	0	0	0	58.2	64	35	27	7	2	18	0	54	5	0
2005	Cedar Rapids	8	10	4.18	28	28	4	0	0	157.1	161	87	73	8	13	49	3	128	2	1
2006	Rancho Cucamonga	11	8	4.57	28	27	1	0	0	163.1	188	92	83	15	7	49	0	112	10	0
2007	Arkansas	8	4	4.52	22	22	1	0	0	125.1	138	71	63	14	5	46	2	61	3	0
2008	Arkansas	7	11	5.53	33	22	1	1	0	136.2	153	96	84	10	10	62	1	85	6	0
2009	Salt Lake	1	1	7.54	23	0	0	0	0	37.0	44	33	31	5	2	23	0	25	3	0
	LOS ANGELES (AL)	0	0	27.00	1	0	0	0	0	0.2	1	3	2	1	0	2	0	1	1	0
	Arkansas	3	1	1.28	26	0	0	0	4	42.1	20	7	6	0	1	22	2	52	3	0
2010	Salt Lake	4	6	5.92	31	17	0	0	0	97.1	134	78	64	12	6	42	0	84	4	0
2011	Oklahoma City	2	3	1.50	16	0	0	0	2	24.0	16	5	4	2	1	11	2	33	5	0
	HOUSTON	2	3	3.96	47	0	0	0	0	52.1	51	24	23	6	3	30	5	57	2	0
2012	HOUSTON	2	10	5.37	71	0	0	0	0	70.1	68	45	42	10	1	34	7	78	10	0
2013	OAKLAND	(Injured — Did not pitch)																		
2014	Sacramento	3	0	1.97	38	0	0	0	0	45.2	40	12	10	2	3	16	1	53	3	0
	OAKLAND	1	0	1.00	7	0	0	0	0	9.0	4	1	1	0	0	2	0	4	0	0
AL Totals		1	0	2.79	8	0	0	0	0	9.2	5	4	3	1	0	4	0	5	1	0
NL Totals		4	13	4.77	118	0	0	0	0	122.2	119	69	65	16	4	64	12	135	12	0
ML Totals		5	13	4.62	126	0	0	0	0	132.1	124	73	68	17	4	68	12	140	13	0

RODRIGUEZ' CAREER BESTS

Low Hit Complete Game: None
Innings Pitched: 4.1, September 24, 2012 vs. St. Louis
Strikeouts: 5 (twice), last: September 24, 2012 vs. St. Louis
Pitches: 72, September 24, 2012 vs. St. Louis
Longest Winning Streak: 2 (twice), last: September 21, 2012 to present
Longest Losing Streak: 7, May 13 to September 10, 2012
Longest Scoreless Streak: 9.2, August 28 to September 22, 2011

JEFF SAMARDZIJA

29

RIGHT-HANDED PITCHER

Height/Weight: 6-5 / 225 **Bats/Throws:** Right / Right
Birthdate: January 23, 1985 **End of Season Age:** 29
Birthplace/Resides: Merrillville, Indiana / Valparaiso, Indiana
Major League Service: 5 years, 28 days
Obtained: Acquired from the Chicago Cubs with Jason Hammel for Dan Straily, minor leaguers Addison Russell and Billy McKinney and a PTBNL or cash considerations, July 5, 2014
Contract Status: First year of a one-year contract through 2014.

2014 HIGHLIGHTS

Was acquired from the Cubs July 5, was named to the National League All-Star Team two days later and went 5-6 with a 3.14 ERA in 16 starts with the A's...was 2-7 with a 2.83 ERA in 17 starts with Chicago and combined for a 7-13 record and a 2.99 ERA in 33 starts overall...had a .350 winning percentage and is one of six Major League pitchers since 1919 to finish the season with an ERA under 3.00 and a winning percentage of .350 or less...is the first since Jim Abbott had a 2.77 ERA and .318 winning percentage for California in 1992...allowed one run or fewer in 11 of his 33 starts but had just three wins and eight no decisions in those games...did not allow a run in five of his starts but had five no decisions in those games...is one of six Major League pitchers since 1914 to have at least five no decisions in a sea-

son when allowing no runs...had 13 no decisions overall in 2014, which tied for third in the majors among starters...had six starts where he left with the lead only to have the bullpen blow the save... received two runs of support or fewer in 19 of his 33 starts, including eight of 16 with the A's...his teams were shutout in six of his starts, including one with the A's...had five starts with eight runs of support or more...had a 2.60 RSA in his other 28 starts...received just 22 runs of support in his 13 losses (2.52 RSA) and has 48 runs of support in his 42 career losses as a starter (239.1 ip, 1.81 RSA)...had career highs in innings pitched

(219.2), hit batters (10) and strikeout-to-walk ratio (4.70) and career lows in opponents on-base percentage (.279) and walks per nine innings (1.76)...his ERA was his lowest in his three seasons as a starter... matched his highs in games started (33), losses and complete games (2)...tied for ninth in the majors in innings pitched, ranked 10th in opponents on-base percentage, tied for 11th in games started, 13th in strikeouts (202), 14th in strikeout-to-walk ratio (4.70) and 16th in opponents batting average (.234) and fewest walks per nine innings (1.76)...was also tied for fifth in unearned runs (13), tied for ninth in losses, tied for 14th in lowest winning percentage (.350) and tied for 17th in wild pitches (10)...both of his complete games came with the A's, which tied for sixth in the American League, but both were losses...is one of 16 pitchers since 1900 to strike out 200 or more batters in a season while pitching for two teams...had more home runs (13) than walks (12) in his 16 starts with the A's...his 111.2 innings pitched are second most in Athletics history by a pitcher with more home runs than walks...Bill Fischer of the 1962 Kansas City A's had 16 home runs and eight walks in 127.2 innings...struck out 99 with Oakland and his strikeout-to-walk ratio of 8.25 is the highest in Athletics history (Eckersley, 6.65 in 1987) and fifth in AL history among pitchers with 100 or more innings pitched...using the same minimum, his average of 0.97 walks per nine innings was second lowest in Athletics history (Fischer, 0.56 in 1962)...walked two batters or fewer in each of his 16 starts with the A's...his .234 opponents batting average broke down to .228 (99-for-434) against right-handed hitters compared to .241 (92-for-381) against left-handers...was 3-7 with a 2.69 ERA in 20 starts at night compared to 4-6 with a 3.50 ERA in 13 starts during the day...is 22-21 with a 3.18 ERA (151 er in 428.0 ip) in 115 career appearances at night, 14-27 with a 4.68 ERA (182 er in 349.2 ip) in 107 games during the day...went 3-4 with a 2.66 ERA in nine starts against AL West competition, 4-9 with a 3.14 ERA in 24 starts against everyone else...walked just three batters in 67.2 innings against the AL West...had two pickoffs after entering the season with just one career pickoff...however, allowed a career-high 19 stolen bases, which tied for 11th most in the majors...tied for 13th among ML pitchers in putouts (18) and tied for 17th in total chances (43)...the A's went 8-8 (.500) in his starting assignments after the Cubs went 3-14 (.176) in his starts... his teams are 40-59 (.404) in his 99 career starts...tossed seven or more innings in 21 of his 33 starts, allowed two runs or fewer 18 times and walked two batters or fewer 29 times.

PITCHERS WITH AN ERA UNDER 3.00 AND A .350 WINNING PERCENTAGE OR LESS SINCE 1919

PITCHER	RECORD	ERA
Sammy Stewart, BAL (1981)	4-8 (.333)	2.32
Nolan Ryan, HOU (1987)	8-16 (.333)	2.76
Jim Abbott, CAL (1992)	7-15 (.318)	2.77
Al Benton, DET (1942)	7-13 (.350)	2.90
Don Cardwell, NYM (1968)	7-13 (.350)	2.96
Jeff Samardzija, CHI/OAK (2014)	7-13 (.350)	2.99

CHICAGO: Made his second career Opening Day start for the Cubs and had a no decision in a 1-0, 10-inning loss at Pittsburgh March 31...tossed 7.0 shutout innings and now has a 16.0-inning Opening Day scoreless streak dating back to 2011...according to the Elias Sports Bureau, that is the longest such streak by a Cub since Lon Warneke had a 21.0-inning stretch from 1933-35...had a no decision in the Cubs 6-3, 11-inning win at St. Louis April 11...left with a 3-1 lead but Veras allowed two runs in the bottom of the ninth for the blown save...it was one of six times he left the game with a lead only to have the bullpen blow the save (April 23 vs. Arizona, June 17 at Miami, Aug. 14 at Kansas City, Sept. 10 at Chicago-AL, Sept. 17 vs. Texas)...tossed a career-high 126 pitches in a career-high tying 9.0 innings, but had a no decision in a 3-1, 12-inning loss to Chicago (AL) May 5...compiled a 1.46 ERA over his first 10 starts through May 21 but was 0-4...received one run of support or fewer in five of those starts and averaged 2.25 runs of support over that stretch...then went 2-3 with a 5.18 ERA over his final seven starts with the Cubs...picked up his first win in his 200th career appearance May 26 at San Francisco to snap a career-high six-game losing streak...it also ended a 16-start winless streak dating back to his last victory on Aug. 24, 2013...it was the second longest winless streak by a Cubs starter since 1993 (18, Dempster, Aug. 16, 2011-May 30, 2012)...posted a 2.99 ERA during the losing streak...struck out 10 batters in 7.0 innings, his sixth career game of 10 or more strikeouts...went 1-1 with a 1.32 ERA in five starts in May...the ERA was the lowest in the majors and his .174 opponents batting was third lowest...

had the lowest May ERA by a Cubs pitcher since Bruce Sutter had a 0.91 ERA in 1977 (min. 25.0 ip)... it was the lowest by a Cubs starter since Dick Ellsworth in 1963...allowed eight runs in 3.0 innings in a 9-0 loss at Milwaukee June 1...it was his shortest career outing as a starter...it also snapped a streak of 14 consecutive starts of three earned runs or fewer dating back to Sept. 17, 2013, which was the longest such streak by a Cubs starter since Frank Castillo had a 23-start streak from July 31, 1994-Aug. 19, 1995...was traded to the A's July 5 with right-handed pitcher Jason Hammel for shortstop Addison Russell, outfielder Billy McKinney, right-handed pitcher Dan Straily and a player to be named later or cash...went 2-7 with a 2.83 ERA in 17 starts with the Cubs...ranked 10th in the National League in ERA at the time of the trade...however, had the third lowest winning percentage (.222) and fourth lowest run support (3.08)...was ninth in fewest home runs per nine innings (0.59)...was named to the National League All-Star team July 7, two days following his trade to the A's...it is his first career All-Star Game...was not eligible to pitch for the NL.

OAKLAND: Was the winning pitcher in his first start with the A's, a 4-2 win over Toronto July 6 in Oakland...then tossed a complete game five-hitter in his second start, a 3-2 loss at Seattle July 11... it was his fourth career complete game, but his first complete game loss... walked one batter or fewer while tossing seven or more innings in each of his first four starts with Oakland, which matches the longest such streak by an A's pitcher over the last 34 years (seventh time)...became the first pitcher to toss seven or more innings in each of his first four games with the Athletics since Jesse Flores in 1943... allowed more home runs (5) than walks (4) in the month of July...was the winning pitcher in the A's 9-4 victory over Minnesota Aug. 9...it snapped a 14-start winless streak at night and was his first win under the lights since Aug. 24, 2013 at San Diego...tossed 6.1 innings Aug. 14 at Kansas City, giving him eight consecutive starts of six more innings with the A's...that was the second longest such streak by a pitcher to start his A's career since at least 1914 (10, Willie Adams, June 11-Sept. 6, 1996)...struck out a season-high tying 10 batters to pick up the win Aug. 25 at Houston...fanned nine batters in each of his next two starts to become just the second A's pitcher over the last 42 years with three straight games of nine or more strikeouts (Todd Stottlemire, June 16-26, 1995)...beginning with that start, he went 2-3 with a 2.08 ERA and .207 opponents batting average over his final seven starts...struck out 56 and walked just three...did not walk a batter while striking out nine Aug. 30 at Los Angeles (AL) and Sept. 5 against Houston...is the third Athletics pitcher since at least 1914 with back-to-back starts of nine or more strikeouts and no walks (Chavez, 2014; Haren, 2007)...was charged with the loss in each contest to become the first Major League pitcher since at least 1914 to lose back-to-back starts where he tossed seven or more innings with nine or more strikeouts and no walks...the loss to the Angels was a complete game four-hitter and marked the first time since at least 1914 that a pitcher lost a complete game in a nine-inning game in which the opponent used at least eight pitchers...did not allow a run in back-to-back starts Sept. 10 at Chicago-AL (7.0 ip) and Sept. 17 vs. Texas (8.0 ip)...had a no decision in each start to become the first Athletics pitcher since at least 1914 with back-to-back scoreless starts of six or more innings and no decisions...struck out 10 batters against the Rangers, his eighth career 10-strikeout game...had his scoreless streak snapped at a career-high 16.0 innings when he allowed an unearned run in the first inning Sept. 22 against Los Angeles...did not allow an earned run in that game and had a 23.0-inning streak without an earned run, which ended in the first inning of his final start Sept. 27 against Texas...did not walk a batter over his final three starts to become the fourth pitcher in Oakland history with three consecutive games of seven or more innings and no walks (Don Sutton, 1985; Dan Haren, 2005; Brandon McCarthy, 2011-12)...finished September with a 1-2 record despite a 2.25 ERA...walked just two batters while striking out 37 in 36.0 innings.

LIFETIME PITCHING RECORD

Year	Club	W	L	ERA	G	GS	CG	SHO	SV	IP	H	R	ER	HR	HB	BB	IBB	SO	WP	BK
2006	Boise	1	1	2.37	5	5	0	0	0	19.0	18	5	5	1	5	6	0	13	2	0
	Peoria	0	1	3.27	2	2	0	0	0	11.0	6	5	4	1	0	6	0	4	0	0
2007	Daytona	3	8	4.95	24	20	1	0	0	107.1	142	69	59	8	1	35	1	45	3	0
	Tennessee	3	3	3.41	6	6	0	0	0	34.1	33	15	13	8	1	9	0	20	0	0
2008	Tennessee	3	5	4.86	16	15	0	0	0	76.0	71	43	41	6	2	42	0	44	4	0
	Iowa	4	1	3.13	6	6	1	0	0	37.1	32	13	13	5	1	16	0	40	3	0
	CHICAGO (NL)	1	0	2.28	26	0	0	0	1	27.2	24	12	7	0	1	15	2	25	2	0
2009	Iowa	6	6	4.35	18	17	1	0	0	89.0	98	46	43	12	3	27	1	71	3	0
	CHICAGO (NL)	1	3	7.53	20	2	0	0	0	34.2	46	29	29	7	1	15	1	21	2	0
2010	CHICAGO (NL)	2	2	8.38	7	3	0	0	0	19.1	21	22	18	4	2	20	1	9	1	0
	Iowa	11	3	4.37	35	15	0	0	0	111.1	86	62	54	9	2	67	3	102	5	1
2011	CHICAGO (NL)	8	4	2.97	75	0	0	0	0	88.0	64	35	29	5	5	50	3	87	8	0
2012	CHICAGO (NL)	9	13	3.81	28	28	1	0	0	174.2	157	79	74	20	4	56	2	180	10	0
2013	CHICAGO (NL)	8	13	4.34	33	33	2	1	0	213.2	210	109	103	25	8	78	3	214	11	0
2014	CHICAGO (NL)	2	7	2.83	17	17	0	0	0	108.0	99	44	34	7	6	31	3	103	6	0
	OAKLAND	5	6	3.14	16	16	2	0	0	111.2	92	42	39	13	4	12	0	99	4	0
AL Totals		5	6	3.14	16	16	2	0	0	111.2	92	42	39	13	4	12	0	99	4	0
NL Totals		31	42	3.97	206	83	3	1	1	666.0	621	330	294	68	27	265	15	639	40	0
ML Totals		36	48	3.85	222	99	5	1	1	777.2	713	372	333	81	31	277	15	738	44	0

DIVISION SERIES RECORD

Year	Club/Opp.	W	L	ERA	G	GS	CG	SHO	SV	IP	H	R	ER	HR	HB	BB	IBB	SO	WP	BK
2008	CHI vs. LAD	0	0	9.00	1	0	0	0	0	1.0	2	1	1	0	0	0	0	0	0	0

ALL-STAR GAME RECORD

Year	Club/Site	W	L	ERA	G	GS	CG	SHO	SV	IP	H	R	ER	HR	HB	BB	IBB	SO	WP	BK
2014	NL/Min.																			

(Selected — Did not pitch)

SAMARDZIJA'S CAREER BESTS

Low Hit Complete Game: 2, May 27, 2013 at Chicago (AL)

Innings Pitched: 9.0 (four times), last: May 5, 2014 vs. Chicago (AL)

Strikeouts: 13, April 7, 2013 at Atlanta; 11 (three times), June 1, 2013 vs. Arizona; August 13, 2012 vs. Houston; July 2, 2012 at Atlanta; 10 (four times), last: September 17, 2014 vs. Texas

Pitches: 126, May 5, 2014 vs. Chicago (AL)

Longest Winning Streak: 5, August 4, 2011 to April 13, 2012

Longest Losing Streak: 6, September 11, 2013 to May 16, 2014

Longest Scoreless Streak: 16.0, September 5 to 17, 2014

SAMARDZIJA'S 2014 STARTS

Date	Opponent	Score	Dec	ERA*	IP	H	R	ER	BB	SO	HR	#PT
WITH CHICAGO (NL)												
March 31	at Pittsburgh	0-1 (10)	--	0.00	7.0	5	0	0	2	3	0	89
April 5	Philadelphia	0-2	L	1.29	7.0	6	2	2	3	8	1	113
April 11	at St. Louis	6-3 (11)	--	1.29	7.0	6	1	1	0	4	0	98
April 18	Cincinnati	1-4	L	1.29	7.0	6	3	1	2	7	0	113
April 23	Arizona	5-7	--	1.53	7.1	7	2	2	2	5	0	113
April 29	at Cincinnati	2-3	L	1.98	5.2	8	3	3	4	4	1	109
May 5	Chicago (AL)	1-3 (12)	--	1.62	9.0	3	1	0	2	7	0	126
May 10	at Atlanta	0-2	--	1.45	6.0	2	0	0	1	7	0	69
May 16	Milwaukee	3-4	L	1.62	5.0	6	4	2	3	6	0	99
May 21	New York (AL)	2-4 (13)	--	1.46	7.0	4	0	0	2	3	0	95
May 26	at San Francisco	8-4	W	1.68	7.0	6	4	3	0	10	1	109
June 1	at Milwaukee	0-9	L	2.54	3.0	8	8	8	2	3	1	65
June 7	Miami	5-2	W	2.54	7.0	5	2	2	1	8	1	103
June 12	at Pittsburgh	0-4	L	2.77	6.0	9	4	4	2	7	0	94
June 17	at Miami	5-6	--	2.60	6.0	7	3	0	3	8	0	110
June 23	Cincinnati	1-6	--	2.53	6.0	4	1	1	2	7	0	107
June 28	Washington	2-7	L	2.83	5.0	7	6	5	0	6	2	79
WITH OAKLAND												
July 6	Toronto	4-2	W	1.29	7.0	4	1	1	1	5	0	108
July 11	at Seattle	2-3	L	2.40	8.0	5	3	3	0	5	1	98
July 18	Baltimore	5-4	--	3.27	7.0	6	4	4	1	4	2	97
July 24	Houston	13-1	W	2.70	8.0	5	1	1	0	6	1	101
July 29	at Houston	7-4	--	3.19	6.2	6	4	4	2	7	1	104
Aug. 4	Tampa Bay	3-2 (10)	--	3.09	7.0	5	2	2	1	3	1	110
Aug. 9	Minnesota	9-4	W	3.08	6.0	7	2	2	2	5	0	109
Aug. 14	at Kansas City	3-7	L	3.21	6.1	8	4	3	0	5	0	90
Aug. 20	New York (NL)	5-8	L	4.07	3.2	7	7	7	2	3	2	83
Aug. 25	at Houston	8-2	W	3.86	8.0	6	2	2	1	10	1	116
Aug. 30	at Los Angeles (AL)	0-2	L	3.57	8.0	4	2	1	0	9	0	102
Sept. 5	Houston	3-4	L	3.70	7.0	6	4	4	0	9	2	103
Sept. 10	at Chicago (AL)	1-2	--	3.41	7.0	6	0	0	2	6	0	114
Sept. 17	Texas	1-6	--	3.13	8.0	4	0	0	0	10	0	116
Sept. 22	Los Angeles (AL)	8-4	W	2.92	7.0	5	1	0	0	3	0	103
Sept. 27	at Texas	4-5	L	3.14	7.0	8	5	5	0	9	2	98

*indicates ERA by league

EVAN SCRIBNER

58



RIGHT-HANDED PITCHER

Height/Weight: 6-3 / 190

Bats/Throws: Right / Right

Birthdate: July 19, 1985

End of Season Age: 29

Birthplace/Resides: New Milford, Connecticut / Washington Depot, Connecticut

Major League Service: 1 year, 142 days

Obtained: Claimed off waivers from San Diego, October 25, 2011

Contract Status: First year of a one-year contract through 2014.

2014 HIGHLIGHTS

Spent most of the season with Triple-A Sacramento where he was 4-1 with 16 saves and a 3.06 ERA in 40 relief appearances...also went 1-0 with a 4.63 ERA in 13 games over four stints with Oakland...now has nine stints with the A's over the last two years...did not walk a batter in 11.2 innings with Oakland and struck out 11...however, allowed four home runs after yielding six in 76.0 innings over his first three seasons...his .255 opponents on-base percentage was a career low but his .522 slugging percentage was a career high...allowed a .239 opponents batting average, including .158 (3-for-19) against left-handed hitters compared to .296 (8-for-27) with all four of his home runs against right-handers...righties had a .778 slugging percentage compared to .158 by lefties...has yielded eight of his 10 career home runs to righties...three of the four home runs he allowed were solo shots...stranded both of his inherited runners...first batters faced were 2-for-13 (.154)...compiled a 2.25 ERA in four day games, a 5.87

ERA in nine night games...now has a 2.04 ERA (8 er in 35.1 ip) in 27 career games during the day compared to a 5.50 ERA (32 er in 52.1 ip) in 44 contests at night...tossed exactly 1.0 inning in 11 of his 13 appearances and retired just one batter in his other two outings...was on the A's Opening Day roster and did not allow a run in two appearances (1.1 ip) before he was optioned to Sacramento April 7 when Cook was reinstated from the disabled list...recalled June 17 but did not pitch before he was sent back to Sacramento June 20...returned for his third stint July 24 and did not allow a run in three of his four outings (2.25 ERA) before he was designated for assignment Aug. 1 and optioned to Sacramento Aug. 2...promoted for a final time Aug. 28 and spent the remainder of the season with the A's...allowed at least one run in three of his seven appearances during his last stint for a 7.11 ERA.

SACRAMENTO: Converted 16-of-20 (80.0%) save opportunities with the River Cats and tied for fourth in the Pacific Coast League in saves...however, was second on his team to Jeremy McBryde (17)...struck out 72 batters in 47.0 innings, an average 13.79 per nine innings...walked just nine (1.72 per nine innings) for a strikeout-to-walk ratio of 8.00...allowed a .223 opponents batting average, including .218 (22-for-101) against right-handed hitters compared to .230 (17-for-54) against left-handers...surrendered three of his four home runs to righties...held opponents to a .190 batting average and .261 on-base percentage when leading off an inning...however, they hit .296 with runners in scoring position and two outs...compiled a 2.01 ERA and .191 opponents batting average in 25 games at home compared to a 5.17 ERA and .283 opponents average in 15 appearances on the road...did not allow a home run in 31.1 innings at home, compared to four in 15.2 innings on the road...was charged with three of his four blown saves on the road...inherited just two runners and allowed one to score...tossed at least one inning in 38 of his 40 appearances, including a season-high 2.0 innings seven times...did not walk a batter 33 times...did not allow a run in six April outings following his option from Oakland April 6 and converted each of his four save opportunities (7.0 ip, 3 h, 2 bb, 10 so)...including April 15 against Fresno when he had a season-high four strikeouts in a season-high 2.0 innings pitched...then allowed six runs over his first two games in May, including May 5 at El Paso when he yielded a season-high four runs in 0.2 innings for his first blown save and loss...walked a season-high two batters May 22 against El Paso...it was one of two times he walked more than one batter (Aug. 8 at Reno)...finished May with a 7.82 ERA in 11 appearances...was 2-1 with nine saves and a 4.32 ERA 21 appearances when he was promoted to Oakland June 17...was optioned back to Sacramento June 20 and logged a 1.42 ERA in 10 appearances during his second stint with the River Cats...did not allow a run over his first eight games following his return, giving him a 10-game, 13.0-inning scoreless streak from June 10 to July 11...struck out a season-high four batters June 26 against Las Vegas and July 2 against Fresno...that was part of a 25-game streak from May 19 to Aug. 18 where he struck out one or more in each appearance...fanned 55 batters in 30.1 innings over that stretch (16.32 per nine innings)...recalled by Oakland a second time July 24 and returned to Sacramento in August...compiled a 1.93 ERA and .129 opponents batting average over his final nine appearances before joining the A's a final time Aug. 28.

LIFETIME PITCHING RECORD

Year	Club	W	L	ERA	G	GS	CG	SHO	SV	IP	H	R	ER	HR	HB	BB	IBB	SO	WP	BK
2007	Missoula	0	1	2.92	18	0	0	0	2	37.0	35	13	12	1	3	9	0	48	3	0
	South Bend	1	0	2.61	5	0	0	0	0	10.1	7	3	3	1	0	5	0	13	0	0
2008	South Bend	2	3	1.57	23	0	0	0	8	34.1	23	7	6	0	3	8	2	52	1	0
	Visalia	0	1	1.86	5	0	0	0	1	9.2	5	2	2	1	0	2	0	10	1	0
	Lake Elsinore	2	1	2.70	20	0	0	0	1	23.1	14	7	7	3	2	3	0	31	0	0
2009	San Antonio	8	4	3.07	58	0	0	0	21	70.1	60	27	24	4	0	20	3	77	2	0
2010	San Antonio	4	5	2.59	57	0	0	0	16	66.0	51	22	19	6	5	15	1	81	1	0
	Tucson	2	3	4.71	28	0	0	0	10	28.2	27	15	15	2	0	12	1	27	1	0
	SAN DIEGO	0	0	7.07	10	0	0	0	0	14.0	18	11	11	1	0	4	0	10	0	0
2012	Sacramento	3	0	3.03	26	0	0	0	8	35.2	26	12	12	4	0	10	0	38	1	0
	OAKLAND	2	0	2.55	30	0	0	0	1	35.1	30	11	10	2	0	12	0	30	1	0
2013	OAKLAND	0	0	4.39	18	0	0	0	0	26.2	26	13	13	3	0	7	0	19	2	0
	Sacramento	3	1	2.22	31	0	0	0	1	44.2	32	12	11	2	0	9	0	58	1	0
2014	OAKLAND	1	0	4.63	13	0	0	0	0	11.2	11	6	6	4	1	0	0	11	0	0
	Sacramento	4	1	3.06	40	0	0	0	16	47.0	39	16	16	4	1	9	0	72	0	2
AL Totals		3	0	3.54	61	0	0	0	1	73.2	67	30	29	9	1	19	0	60	3	0
NL Totals		0	0	7.07	10	0	0	0	0	14.0	18	11	11	1	0	4	0	10	0	0
ML Totals		3	0	4.11	71	0	0	0	1	87.2	85	41	40	10	1	23	0	70	3	0

DIVISION SERIES RECORD

Year	Club/Opp.	W	L	ERA	G	GS	CG	SHO	SV	IP	H	R	ER	HR	HB	BB	IBB	SO	WP	BK
2012	OAK vs. DET	0	0	0.00	1	0	0	0	0	2.0	0	0	0	0	0	0	0	3	0	0

SCRIBNER'S CAREER BESTS

Low Hit Complete Game: None
Innings Pitched: 3.0 (five times), last: May 9, 2013 at Cleveland
Strikeouts: 3 (five times), last: September 26, 2012 at Texas
Pitches: 65, April 19, 2013 at Tampa Bay
Longest Winning Streak: 3, September 25, 2012 to present
Longest Losing Streak: None
Longest Scoreless Streak: 11.0, June 10 to July 28, 2012

ERIC SOGARD

28



INFIELDER

Height/Weight: 5-10 / 188 **Bats/Throws:** Left / Right

Birthdate: May 22, 1986 **End of Season Age:** 28

Birthplace/Resides: Phoenix, Arizona / Phoenix, Arizona

Major League Service: 3 years, 64 days

Obtained: Acquired from the San Diego Padres with Kevin Kouzmanoff for Scott Hairston and Aaron Cunningham, January 16, 2010

Contract Status: First year of a one-year contract through 2014.

2014 HIGHLIGHTS

Spent the entire year with the A's for the second consecutive season and batted .223 with a home run and 22 RBI in 117 games...made 88 of his 92 starts against right-handed pitching (80 at second base, 12 at shortstop)...hit .228 (57-for-250) with all 11 of his extra base hits (10 doubles, one home run) against right-handers, .195 (8-for-41) against left-handers...has made 192 of his 202 starts over the last two seasons against righties...his career splits are .240 (169-for-703) with six of his seven home runs against righties, .207 (28-for-135) against lefties...was batting .186 with 18 runs, nine RBI and 14 walks in 63 games before the All-Star Break...then hit .267 with 20 runs, 13 RBI and 17 walks in 54 games after the break...is a .212 (92-for-433) career hitter before the break, .259 (105-for-405) after the break...had career highs in walks (31) and stolen bases (11)...30 of his walks came while batting ninth in the order, which was the most in the majors...was successful in 11-of-15 (73.3%) stolen base attempts...led the A's with four sacrifice hits...had a .268 slugging percentage, which was a career low...it also ranked second lowest in the American League and sixth lowest in Oakland history among players with 300 or more plate appearances...hit .263 in Oakland compared to .190 on the road...clubbed his only home run of the season at home after hitting each of his first six career home runs on the road...was 3-for-6 (.500) with the bases loaded and is 7-for-18 (.389) in his career...hit .176 against a pitcher the first time he saw him in a game, .274 the second time and .355 the third time...committed five errors in 102 games at second base for a .988 fielding percentage...also made five errors in 14 games at shortstop for a .896 fielding percentage...went 0-for-3 as a pinch hitter...made a team-leading 81 starts batting ninth...also started in the eight spot 11 times.

OAKLAND: Went 3-for-3 April 6 against Seattle, his fourth career three-hit game...was hitting .250 over his first seven games through April 11...then batted .176 over a 56-game stretch from April 12 to July 12...equaled his career high with three RBI April 30 at Texas (third time)...snapped a career-high 0-for-18 streak with his fifth inning single May 18 at Cleveland...finished May with a .158 batting average in 20 games...then batted .188 in 18 contests in June...matched his career high with three hits June 1 against Los Angeles-AL and Sept. 13 at Seattle (sixth time)...had the second two-steal game of his career June 17 against Texas (also June 12, 2013 vs. New York-AL)...did not commit an error over his first 61 games through July 12, including 60 games as a second baseman...made his first error July 20 against Baltimore, snapping a 62-game errorless streak as a second baseman dating back to Sept. 28, 2013...it was the fourth longest errorless streak by a second baseman in Oakland history...that started a season-ending stretch where he committed 10 errors over his final 54 games (five at shortstop, five at second base)...had back-to-back multiple hit games July 20 and 23 and hit .333 over a 14-game stretch

from July 20 to Aug. 8...batted .267 in 12 games in July and .267 with 12 walks (.384 on-base percentage) in 25 games in August...had made 56 of his 57 starts through Aug. 4 as a second baseman...then made 24 starts at second base and 11 at shortstop over the A's final 51 games...tied an Oakland record with two sacrifice hits Aug. 5 against Tampa Bay (64th time)...homered in the sixth inning the next day against the Rays to snap a career-high 110-game, 341-at bat homerless streak...it was his lone home run of the season and his first since July 21, 2013 at Los Angeles (AL)...the home run came in a start at shortstop...now has a 122-game homerless streak as a second baseman, which is an Oakland record for a second baseman, topping the mark of 113 set by Mike Edwards from July 21, 1978 to June 22, 1979...it is the longest by an Athletics second baseman since John Donaldson had a 148-game streak from Aug. 26, 1966 to June 10, 1968...walked a career-high four times Aug. 9 against Minnesota to become the first Athletic and 14th Major Leaguer since 1914 to walk four times while batting ninth in the order...hit safely in a season-high four straight games from Aug. 20 to 27 (4-for-10, .400)...drove in seven runs in 25 games in August after collecting just 11 RBI over his first 70 games...went 0-for-4 with four strikeouts Sept. 21 against Philadelphia...prior to that, had not struck out more than twice in a game in his career.

LIFETIME PLAYING RECORD

Year	Club	AVG.	G	AB	R	H	2B	3B	HR	RBI	SH	SF	HP	BB	SO	SB	CS	SLG	OBP	E
2007	Eugene	.256	31	125	20	32	9	0	2	18	1	0	0	19	16	4	2	.376	.354	7
	Portland	.000	1	3	0	0	0	0	0	0	0	1	0	3	0	0	0	.000	.250	0
	Fort Wayne	.253	22	83	7	21	2	0	2	15	1	1	1	6	13	2	2	.349	.308	1
2008	Lake Elsinore	.308	133	536	97	165	42	3	10	87	0	6	1	79	62	16	7	.453	.394	15
2009	San Antonio	.293	117	457	79	134	25	3	6	51	6	7	2	58	47	10	6	.400	.370	15
2010	Sacramento	.300	137	514	82	154	28	6	5	65	1	3	4	75	68	14	9	.407	.391	14
	OAKLAND	.429	4	7	0	3	0	0	0	0	0	0	0	2	1	0	1	.429	.566	0
2011	Sacramento	.298	79	315	55	94	16	2	5	37	4	3	4	40	34	13	3	.410	.381	7
	OAKLAND	.200	27	70	7	14	3	0	2	4	0	0	0	4	13	0	0	.329	.243	2
2012	OAKLAND	.167	37	102	8	17	3	1	2	7	1	0	0	5	17	2	0	.275	.206	2
	Sacramento	.331	37	157	29	52	5	2	5	22	0	0	0	23	17	11	3	.484	.417	2
2013	OAKLAND	.266	130	368	45	98	24	3	2	35	6	4	5	27	51	10	5	.364	.322	9
	OAKLAND	.223	117	291	38	65	10	0	1	22	4	2	1	31	37	11	4	.268	.298	10
ML Totals		.235	315	838	98	197	40	4	7	68	11	6	6	69	119	23	10	.317	.296	23

WILD CARD RECORD

Year	Club/Opp.	AVG.	G	AB	R	H	2B	3B	HR	RBI	SH	SF	HP	BB	SO	SB	CS	SLG	OBP	E
2014	OAK vs. KC	.250	1	4	0	1	0	0	0	0	0	0	0	0	2	0	0	.250	.250	0

DIVISION SERIES RECORD

Year	Club/Opp.	AVG	G	AB	R	H	2B	3B	HR	RBI	SH	SF	HP	BB	SO	SB	CS	SLG	OBP	E
2013	OAK vs. DET	.000	4	9	0	0	0	0	0	0	1	0	0	1	1	0	0	.000	.100	0

SOGARD'S CAREER BESTS

Hits: 3 (six times), last: September 13, 2014 at Seattle
Home Runs: 1 (seven times), last: August 6, 2014 vs. Tampa Bay
Runs Batted In: 3 (three times), last: April 30, 2014 at Texas
Stolen Bases: 2 (twice), last: June 17, 2014 vs. Texas
Hitting Streak: 14, July 19 to August 9, 2013
Hitless Streak (At Bats): 18, May 9 to 18, 2014
Game Ending RBI: None.
Grand Slams: None.
Pinch-Hit Home Runs: None.
Inside-The-Park Home Runs: None.
Lead Off Home Runs: None.

CATCHER**Height/Weight:** 6-1 / 220**Bats/Throws:** Right / Right**Birthdate:** January 20, 1983**End of Season Age:** 31**Birthplace/Resides:** San Juan, Puerto Rico / San Juan, Puerto Rico**Major League Service:** 7 years, 96 days**Obtained:** Acquired from the Texas Rangers for cash considerations, August 24, 2014**Contract Status:** First year of a one-year contract through 2014.**2014 HIGHLIGHTS**

Spent most of the season on the disabled list with Texas...was 9-for-38 (.237) in 10 games with the Rangers before he was traded to Oakland Aug. 24 for cash considerations...was 11-for-42 (.262) with four doubles and eight RBI in 12 games with the A's and combined for a .250 batting average, one home run and 11 RBI in 24 games overall...each of his 24 games were starts at catcher but the games played were his fewest since 2007 (18)...tossed out 8-of-21 (38.1%) attempted base stealers, including 8-of-16 (50.0%) with the A's...committed three errors in 14 games behind the plate with the A's (.975 fielding percentage)...had just three errors in 97 games over the previous two seasons...three of his eight RBI with the A's gave Oakland the lead...batted .293 on the road, .205 in his home ballparks...had a .182 average with runners in scoring position but was 2-for-3 with a walk and five RBI with the bases loaded...hit .313 with 10 of his 11 RBI with two outs...began the season on the 60-day disabled list with torn lateral meniscus cartilage in his right knee...was sent to Triple-A Round Rock July 4 to start a rehab assignment and went 0-for-16 with seven strikeouts in five games...was transferred to Double-A Frisco July 10 and hit .368 (7-for-19) with two doubles and three walks in six games before he was reinstated from the DL July 18...went 4-for-11 (.364) in three games, all starts at catcher, before returning to the disabled list July 22 with a strained right groin...went 6-for-16 (.375) with two doubles and a home run on a five-game rehab assignment with Round Rock from August 1 to 7 and was reinstated from the DL Aug. 8...went 5-for-27 (.185) with a home run in seven games, all starts at catcher, before he was dealt to Oakland Aug. 24...went 3-for-19 (.158) with two RBI over his first seven games with Oakland...then went 8-for-23 (.348) with three doubles and six RBI over his final seven games...committed an error in back-to-back games Sept. 11 and 12...those were his first errors since May 6, 2013, which snapped a 60-game errorless streak at catcher...tossed out 6-of-9 (66.7%) attempted base stealers over his final six games.

LIFETIME PLAYING RECORD

Year	Club	AVG.	G	AB	R	H	2B	3B	HR	RBI	SH	SF	HP	BB	SO	SB	CS	SLG	OBP	E
2001	AZL Cubs	.260	41	150	18	39	16	0	1	20	1	0	3	15	33	1	0	.387	.339	7
2002	AZL Cubs	.269	44	156	24	42	10	2	3	24	1	2	3	13	35	0	2	.417	.333	1
	Boise	.400	1	5	1	2	0	0	0	0	0	0	0	0	1	0	0	.400	.400	0
2003	Daytona	.242	89	297	26	72	12	2	2	38	4	6	2	31	58	0	0	.316	.313	9
2004	West Tenn	.271	104	332	47	90	16	0	9	48	1	3	5	40	71	1	2	.401	.355	6
2005	Iowa	.253	91	292	30	74	14	0	4	39	3	2	0	48	77	0	1	.342	.357	4
	CHICAGO (NL)	.000	1	1	0	0	0	0	0	0	0	0	0	0	0	0	0	.000	.000	0
2006	Iowa	.272	108	342	34	93	21	0	6	38	3	2	3	41	74	0	1	.386	.353	8
	CHICAGO (NL)	.200	11	25	1	5	1	0	0	2	0	0	1	0	5	0	0	.240	.231	1
2007	Iowa	.353	110	385	75	136	31	3	26	109	1	9	1	53	94	0	0	.652	.424	4
	CHICAGO (NL)	.389	18	54	12	21	6	0	3	8	0	1	0	5	14	0	0	.667	.433	0
2008	CHICAGO (NL)	.285	141	494	66	141	35	2	23	86	0	5	2	62	121	0	1	.504	.364	5
2009	CHICAGO (NL)	.218	102	331	27	72	19	1	11	47	0	5	3	50	77	1	0	.381	.321	5
	AZL Cubs	.333	1	3	0	1	1	0	0	2	0	0	0	0	1	0	0	.667	.333	0
	Tennessee	.333	3	9	2	3	0	0	2	4	0	0	0	2	4	0	0	1.000	.455	0
2010	CHICAGO (NL)	.280	105	322	47	90	19	0	17	53	0	3	0	62	83	0	1	.497	.393	4
2011	CHICAGO (NL)	.228	125	421	46	96	26	0	17	54	0	2	6	45	124	0	0	.411	.310	13
	Tennessee	.000	2	7	0	0	0	0	0	0	0	0	0	0	1	0	0	.000	.000	0
2012	CHICAGO (NL)	.199	52	176	26	35	6	1	6	14	0	0	2	19	35	0	0	.347	.284	7
	Iowa	.188	5	16	1	3	2	0	0	0	0	0	1	0	5	0	0	.313	.235	0
	TEXAS	.196	47	148	19	29	6	0	5	25	2	2	1	11	41	1	0	.338	.253	1
2013	TEXAS	.245	54	163	20	40	9	0	9	22	1	0	0	20	60	1	2	.466	.328	2
2014	Round Rock	.188	10	32	2	6	2	0	1	2	0	0	0	1	10	0	0	.344	.212	0
	Frisco	.368	6	19	4	7	2	0	0	1	0	0	0	3	6	0	0	.474	.455	0
	TEXAS	.237	10	38	5	9	2	0	1	3	0	0	0	0	11	0	0	.368	.237	0
	OAKLAND	.262	14	42	3	11	4	0	0	8	1	0	0	6	8	0	0	.357	.354	3
AL Totals		.228	125	391	47	89	21	0	15	58	4	2	1	37	120	2	2	.396	.295	6
NL Totals		.252	555	1824	225	460	112	4	77	264	0	16	14	243	459	1	2	.445	.342	35
ML Totals		.248	677	2215	272	549	133	4	92	322	4	18	15	280	579	3	4	.436	.334	41

WILD CARD RECORD

Year	Club/Opp.	AVG.	G	AB	R	H	2B	3B	HR	RBI	SH	SF	HP	BB	SO	SB	CS	SLG	OBP	E
2012	TEX vs. BAL	.000	1	2	0	0	0	0	0	0	0	0	0	0	1	0	0	.000	.000	0
2014	OAK vs. KC	.000	1	1	0	0	0	0	0	0	0	0	0	0	1	0	0	.000	.000	0
Totals		.000	2	3	0	0	0	0	0	0	0	0	0	0	2	0	0	.000	.000	0

DIVISION SERIES RECORD

Year	Club/Opp.	AVG.	G	AB	R	H	2B	3B	HR	RBI	SH	SF	HP	BB	SO	SB	CS	SLG	OBP	E
2007	CHI vs. ARI	.167	2	6	1	1	0	0	1	2	0	0	0	2	1	0	0	.667	.375	0
2008	CHI vs. LA	.182	3	11	0	2	1	0	0	0	0	0	0	1	3	0	0	.273	.250	0
Totals		.176	5	17	1	3	1	0	1	2	0	0	0	3	4	0	0	.412	.300	0

ALL-STAR GAME RECORD

Year	Club/Site	AVG.	G	AB	R	H	2B	3B	HR	RBI	SH	SF	HP	BB	SO	SB	CS	SLG	OBP	E
2008	NL/NYY	.000	1	2	0	0	0	0	0	0	0	0	0	0	1	0	0	.000	.000	0

WORLD BASEBALL CLASSIC RECORD

Year	Club/Team	AVG.	G	AB	R	H	2B	3B	HR	RBI	SH	SF	HP	BB	SO	SB	CS	SLG	OBP	E
2009	Puerto Rico	.231	4	13	2	3	1	0	0	0	0	0	0	5	3	0	0	.308	.444	-

SOTO'S CAREER BESTS

Hits: 4 (four times), last: July 14, 2011 vs. Florida
Home Runs: 2 (three times), September 19, 2011 vs. Milwaukee; June 9, 2010 at Milwaukee, April 30, 2008 vs. Milwaukee
Runs Batted In: 7, August 26, 2008 at Pittsburgh; 6, April 30, 2008 vs. Milwaukee; 5 (twice), last: September 19, 2011 vs. Milwaukee
Stolen Bases: 1 (three times), last: September 8, 2013 at Los Angeles (AL)
Hitting Streak: 8, April 29-May 6, 2008
Hitless Streak (At Bats): 25, August 21-29, 2011
Game Ending RBI: 2, July 29, 2013 vs. Los Angeles-AL (home run); June 30, 2011 vs. San Francisco (home run)
Grand Slams: None
Pinch-Hit Home Runs: 1, June 30, 2011 vs. San Francisco (Ramirez).
Inside-The-Park Home Runs: 1, May 19, 2008 at Houston (Moehler).
Lead Off Home Runs: None.

**CATCHER****Height/Weight:** 6-0 / 215**Bats/Throws:** Left / Right**Birthdate:** November 1, 1984**End of Season Age:** 29**Birthplace/Resides:** Visalia, California / Tumwater, Washington**Major League Service:** 1 year, 84 days**Obtained:** Acquired from Tampa Bay for cash considerations, April 5, 2013**Contract Status:** First year of a one-year contract through 2014.**2014 HIGHLIGHTS**

Began the season at Triple-A Sacramento but was promoted to Oakland June 1 and spent the remainder of the season with the A's...batted .279 with nine home runs and 35 RBI in 84 games with Oakland...hit .361 with five home runs and 23 RBI over his first 44 games through July 28...then batted .180 with four home runs and 12 RBI over his final 40 contests...started games at five different positions, including 40 at first base, 13 in right field, eight at catcher, five at designated hitter and one in left field...made 61 of his 67 starts against right-handed pitching...batted .291 (67-for-230) against right-handers compared to .205 (8-for-39) against left-handers...four of his eight hits against lefties were for extra bases (two doubles, one triple, one home run)...has made 100 of his 107 starts with the A's over the last two years against right-handers...has a .262 (97-for-370) career average against righties, .203 (12-for-59) against lefties...hit eight of his nine home runs against right-handed pitchers...eight came in night games and seven were hit with two strikes...has hit 10 of his 13 career home runs with two strikes...had a .305 batting average in night games...hit .343 in June and .357 in July but then batted .212 in August and .121 in September...committed two errors, both in his 47 games as a first baseman (.995 fielding percentage)...did not make an error in 15 games behind the plate and tossed out the only two baserunners attempting to steal off him...has thrown out 11-of-31 (35.5%) attempted base stealers in his career...hit .388 in 18 games as an outfielder, .261 with six of his nine home runs in 47 games as a first baseman, .273 in six games as the designated hitter and .242 in 15 contests at catcher...was also 2-for-12 (.167) as a pinch hitter and is now 2-for-24 (.083) in his career...started games at every spot in the order except leadoff...made his most starts batting sixth (24).

OAKLAND: Started in right field June 5 at New York (AL), his first career appearance in right field and his first career start in the outfield (had two games in left field in 2012)...stole the first base of his career June 13 at Detroit...was hitting .306 over his first 11 games through June 16...then batted .415 over a 21-game stretch from June 17 to July 11...became the first player in Oakland history to play catcher, first base and right field in the same game June 22 against Boston...it was his Major League debut at first base...had 68 games in the minors at first (last in 2012)...since 1914, the only other Athletic to do it was Bert Campaneris, who did it Sept. 8, 1965 when he played all nine positions...had a streak of 34 consecutive plate appearances without a strikeout from June 27 to July 6...had a career-high 12-game hitting streak from June 30 through July 12 (19-for-42, 452)...finished June with a .343 batting average and then hit .357 in July...his July batting average ranked sixth best in the American League...made his final start of the season at catcher July 3 against Toronto...made 39 of his final 48 starts after that at first base (also five starts at designated hitter and four starts in right field)...had a career-high tying three RBI July 10 at San Francisco and July 24 against Houston...then had a 0-for-23 streak from July 28 to Aug. 6, which was the second longest hitless streak of his career to his career-opening 0-for-32 streak...equaled his career high with three hits Aug. 14 at Kansas City...it was his fourth three-hit game of the season and the fifth of his career...struck out three times Aug. 25 at Houston, the first three-strikeout game of his career...batted .212 in August but hit four home runs, a single-month career best...walked twice Sept. 1 against Seattle, the first two-walk game of his career (had his second Sept. 19 against Philadelphia)...sprained his left ankle Sept. 3 against Seattle and missed 11 games from Sept. 4 to 16...went 2-for-28 (.071) with three RBI in 10 games, including seven starts at first base, following his return.

SACRAMENTO: Hit .364 with three home runs and 19 RBI in 21 games with the River Cats...added eight walks for a .412 on-base percentage and slugged .602...his batting average included a .413 (26-for-63) mark with all three of his home runs and 17 of his 19 RBI against right-handed pitching com-

pared to .240 (6-for-25) against left-handers...hit .400 with runners in scoring position, including .500 with RISP and two outs...appeared in 19 games at catcher and one each in left field and at designated hitter...tossed out 10-of-23 (43.5%) attempted base stealers...has thrown out 90-of-247 (36.4%) in his minor league career...batted third in 15 of his 21 games...went 5-for-20 (.250) with three walks and three RBI over his first five games before going on the disabled list April 9 with a strained oblique muscle...was reinstated May 12 and hit .397 with three home runs and 16 RBI in 16 games following his return...had a 10-game hitting streak from May 15 to 27...went 19-for-43 (.442) with 11 runs scored, 11 RBI and seven multiple hit games during the hitting streak...had multiple hit games in each of his final three games from May 29-31 (7-for-14, .500).

LIFETIME PLAYING RECORD

Year	Club	AVG.	G	AB	R	H	2B	3B	HR	RBI	SH	SF	HP	BB	SO	SB	CS	SLG	OBP	E
2007	Hudson Valley	.300	70	240	40	72	8	0	4	48	1	7	0	31	31	6	1	.383	.371	1
2008	Columbus	.291	113	392	57	114	22	3	6	54	2	4	3	47	48	6	1	.408	.368	3
2009	Charlotte	.171	10	35	0	6	2	0	0	3	0	0	0	2	4	0	1	.229	.216	0
2010	Charlotte	.345	106	368	56	127	31	3	8	47	3	6	6	31	46	3	1	.511	.399	7
2011	Montgomery	.301	97	386	52	116	21	6	13	85	0	10	1	30	51	4	2	.487	.344	1
	Durham	.290	31	124	15	36	14	1	4	20	0	3	0	4	29	0	0	.516	.305	1
2012	TAMPA BAY	.000	18	25	0	0	0	0	0	0	0	0	0	2	2	0	0	.000	.074	0
	Durham	.272	94	349	48	95	18	4	9	43	2	2	1	42	61	1	0	.424	.350	1
2013	Sacramento	.324	75	296	55	96	21	3	13	58	1	3	0	38	45	0	1	.547	.398	2
	OAKLAND	.252	47	135	18	34	6	1	4	16	2	2	0	9	28	0	1	.400	.295	1
2014	Sacramento	.364	21	88	18	32	8	2	3	19	0	1	0	8	8	1	0	.602	.412	2
	OAKLAND	.279	84	269	26	75	10	2	9	35	0	1	1	16	39	1	0	.431	.321	2
ML Totals		.254	149	429	44	109	16	3	13	51	2	3	1	27	69	1	1	.396	.298	3

WILD CARD RECORD

Year	Club/Opp.	AVG.	G	AB	R	H	2B	3B	HR	RBI	SH	SF	HP	BB	SO	SB	CS	SLG	OBP	E
2014	OAK vs. KC	.000	1	3	0	0	0	0	0	0	0	0	0	1	1	0	0	.000	.000	0

DIVISION SERIES RECORD

Year	Club/Opp.	AVG.	G	AB	R	H	2B	3B	HR	RBI	SH	SF	HP	BB	SO	SB	CS	SLG	OBP	E
2013	OAK vs. DET	.188	5	16	2	3	0	1	0	1	0	0	0	1	7	0	0	.313	.235	0

VOGT'S CAREER BESTS

Hits: 3 (five times), last: August 14, 2014 at Kansas City

Home Runs: 1 (13 times), last: August 22, 2014 vs. Los Angeles (AL)

Runs Batted In: 3 (three times), last: July 24, 2014 vs. Houston

Stolen Bases: 1, June 30, 2014 at Detroit

Hitting Streak: 12, June 30 to July 12, 2014

Hitless Streak (At Bats): 32, April 26, 2012 to June 28, 2013

Game Ending RBI: None. Note: Had game ending single in Game 2 of 2013 ALDS vs. Detroit

Grand Slams: None

Pinch-Hit Home Runs: None

Inside-The-Park Home Runs: None.

Lead Off Home Runs: None

SEASON IN REVIEW

2014 RECAP: The A's compiled an 88-74 record to earn the second Wild Card spot in the American League...finished with the fewest wins for a playoff team in Oakland history (90 in 1974)...reached the playoffs for third consecutive season, marking the fifth time in Athletics history the A's appeared in the postseason in at least three straight seasons (1929-31, 1971-75, 1988-90, 2000-03)...it was the A's eighth postseason appearance in the last 15 years...only the Yankees (12), Cardinals (11) and Braves (9) have made more postseason appearances over that span...it was the 26th postseason appearance in franchise history, which includes 18 with Oakland and eight with Philadelphia...only the Yankees (51), Dodgers (28) and Cardinals (27) have more...2014 marked the second time the A's reached the playoffs as a Wild Card team (2001), their first since the single-game Wild Card playoff game was instituted...finished in second place in the AL West, 10 games behind Los Angeles...it marked the 12th time in the last 16 seasons the A's finished first or second in the West...are 278-208 (.572) over the last three seasons, which is the best record in the American League ahead of Baltimore (275-211)...it is second best in the majors (Washington, 280-206)...finished with a winning record for the third consecutive season...spent 119 days alone in first place, eight days tied for first, 43 days in second, three days tied for second, one day tied for third and three days in fourth...the 127 total days in first were ninth most in Oakland history and the most in a season in which the A's did not win the division...had a streak of 112 consecutive days with at least a share of first place from April 24 to Aug. 17, including 106 consecutive days alone in first from April 28 to Aug. 15...the 106-day streak was the fifth longest streak of consecutive days alone in first in Oakland history...it was the longest since 1988 (final 163 days)...the A's largest lead in the West was six games as late as June 21 and the largest lead over the third place team in the Wild Card was 11½ games on July 18...were a season-high 28 games over .500 at the conclusion of play Aug. 9...had a four-game lead in the West and an 11-game lead over the third place team in the Wild Card at the time...then went 16-30 the rest of the way, which was the second worst record in the majors, while the Angels went 30-16...won two of three from the Angels in Oakland Aug. 22-24 and were in a tie for first place in the West as late as Aug. 25...went into a four-game series at Anaheim Aug. 28-31 with a 78-54 record, which was one game behind the Angels (79-53)...were swept in the four-game series and scored just five runs...went 10-20 over the final 30 games beginning Aug. 28, which was the third worst record in the majors, while Los Angeles was 19-11...started the season by going 19-15 through the first game of the May 7 doubleheader against Seattle...then won 11 of the next 12 games...capped that streak by defeating Tampa Bay 3-2 on May 21 to take over sole possession of the best record in the majors for the first time since Sept. 23, 2002...held the top record in the majors for 55 consecutive days from June 18 through Aug. 15...swept a four-game series at Miami from June 27-29, giving the A's a 51-30 record and a 5½-game lead at the half-way point of the season...it matched the third best record in Oakland history after 81 games and was the best since the 1988 club was 52-29...then went 37-44 over the final 81 games beginning June 30 while the Angels went 53-29...defeated San Francisco 6-1 on July 10 to improve to 58-34, matching the best record in Oakland history after 92 games (1971, 1975, 1990)...were officially eliminated from the West Sept. 17 in Game 151...clinched the Wild Card in the final game of the season Sept. 28 at Texas...it marked the second time in Oakland history the A's clinched a playoff berth on the final day of the season...the other time was in 2000 when the A's won the West (game 161)...lost the Wild Card game at Kansas City on Sept. 30, 9-8 in 12 innings...it was the A's seventh consecutive loss in a winner-take-all game, which is the longest such streak in Major League history...are 1-13 in potential clinch games over the last 15 years.

MLB BEST RECORDS, 2012-2014

	W	L	PCT.
Washington	280	206	.576
Oakland	278	208	.572
St. Louis	275	211	.566
Baltimore	274	212	.564
Los Angeles (NL)	272	214	.560

A'S FIRST HALF AND SECOND HALF

	FIRST 81 GAMES	LAST 81 GAMES
Record	51-30 (.630)	37-44 (.457)
Run Differential	+135	+22
Batting Average	.254	.234
On-Base Pct.	.335	.303
Slugging Pct.	.407	.354
Runs	418 (5.2/game)	311 (3.8/game)
Walks	331 (4.1/game)	255 (3.1/game)
Home Runs	89	57
BA with RISP	.266	.234
BA vs. RHP	.260	.233
BA by PH	.264	.155
ERA	3.16	3.29
Starters ERA	3.32	3.42
Bullpen ERA	2.87	2.96

BEFORE AND AFTER THE BREAK: The A's were 59-36 (.621) at the All-Star Break, which was the best record in the majors...then went 29-38 (.433) after the break, which tied for the fourth worst record in the American League...it was the lowest post All-Star Break winning percentage in Major League history by a team that reached the playoffs...the previous low was .466 (34-39) by the 2005 San Diego Padres...the A's are the 10th team in Major League history to post a losing record after the All-Star Break and make the playoffs...the A's 59 wins at the break are the most in Athletics history and the .621 winning percentage is fourth best...it marked the second time in Athletics history the A's had the best record in MLB at the break (1988)...the pitching staff compiled a 3.09 ERA before the break, which is the lowest by an AL team since the Angels had a 2.89 ERA in 1989...it was the lowest by an A's team since 1981 (2.81)...then logged a 3.42 ERA after the break...set a franchise record for strikeouts before the break with 728...allowed just 321 runs before the break while the offense scored 466 runs, which was third most in Athletics history before the break...the run differential of 145 was the best in Athletics history at the break, seventh best in AL history and 14th best in Major League history...hit .251 before the break but then batted .233 after the break, which was the lowest mark in the AL, fourth lowest in the majors and third lowest in Oakland history...averaged 4.91 runs per game before the break, 3.93 after the break...hit 98 home runs in 95 games before the break, 48 in 67 contests after the break...those were the fewest post-break home runs by an A's team in a non-strike season since 1979 (44)...saved nine games after the break, which was the fewest in the AL and second fewest in the majors...they were the fewest by an A's team in a non-strike season since 1980 (9)...went into the break in sole possession of first place in the AL West for the second consecutive season after a 22-year streak of not being alone in first at the break.

PLAYOFF TEAMS WITH A LOSING RECORD AFTER THE ALL-STAR BREAK

433 (29-38)	Oakland	2014
466 (34-39)	San Diego	2005
473 (35-39)	St. Louis	2006
478 (33-36)	California	1979
486 (36-38)	Detroit	2006
486 (35-37)	San Francisco	1971
487 (38-40)	Atlanta	1982
488 (39-41)	Kansas City	1976
493 (36-37)	Minnesota	1987
494 (41-42)	Cincinnati	1990

(excludes 1981)

OFFENSE: The A's batted .244, which was fourth lowest in the American League...however, led the majors with 586 walks and ranked fifth in the AL in on-base percentage (.320)...led the AL in triples (33), ranked third in runs scored (729), eighth in home runs (146) and ninth in slugging percentage (.381)...the triples tied for sixth most in Oakland history and were the most by an A's team since the 1987 club also had 33...struck out 1104 times, which was second fewest in the majors (Kansas City, 985)...had the fourth fewest doubles (253) and hit by pitches (49) in the AL...the doubles were the fewest by an A's team in a non-strike season since 1992 (219)...tied for second in the AL with five grand slams...had 19 sacrifice hits, which tied the White Sox for the fewest in the majors and tied for second fewest in Athletics history (18 in 2007)...ranked third in the AL in bunt hits (25) and reaching base on an error (53)...the bunt hits were the most by an A's team since 1999 (27)...ranked second in the AL in percentage of pitches taken (56.4%) and third in lowest percentage of swings that missed (19.4%)...hit .266 with runners on base, .228 with the bases empty...were fifth in the AL in batting average with runners on and last with the bases empty...had a .227 batting average when leading off an inning, which was second lowest in the AL and in Oakland history (.219 in 1972)...A's catchers hit .279, which was the best mark in the AL and fourth best in the majors...also led the AL with 86 RBI.

PITCHING: The A's compiled a 3.22 ERA, which ranked second in the American League and third in the majors...it marked the third consecutive season the A's ranked second in the AL in ERA and they have finished in the top three in each of the last six seasons...it was the seventh lowest ERA in Oakland history and was the lowest since 1990 (3.18)...allowed a .290 opponents on-base percentage, which was the lowest by a Major League team since Houston had a mark of .289 in 1981...it was the lowest by an AL team in the designated hitter era (1973-present) and second lowest in Oakland history (.284 in 1972)...had the lowest OPS in the majors (.646) and the second lowest opponents batting average (.233) and slugging percentage (.356)...the OPS was the lowest by a ML team since the Dodgers in 1989 (.642) and the lowest by an AL team since the Yankees in 1981 (.636)...the batting average was fourth lowest in Oakland history and the OPS tied for fourth...set an Athletics franchise record for strikeouts for the third time in the last four years with 1244...broke the previous mark of 1183 set in 2013...however, tied for sixth in the AL in strikeouts in 2014...issued just 406 walks, which was second fewest in the AL (New York, 398) and the fewest by an A's team in a non-strike season since 1944 (390)...averaged 2.50 walks per nine innings, which was the third lowest mark in Athletics history and the lowest since

1904 (2.42)...had a strikeout-to-walk ratio of 3.06, which ranked third in the AL and was the best mark in Athletics history (2.76 in 2013)...allowed just 11 triples, which were the fewest by a Major League team in a non-strike season since at least 1974...had the fewest doubles (210) in the majors and tied for the fewest extra base hits (368) and balks (1)...had the fewest sacrifice flies (32) and pitches per game (139.1) in the AL...the doubles were the fewest by an AL team in a non-strike season since 1990 (Chicago, 202) and the extra base hits were the fewest since 1993 (Chicago, 364)...the balks matched the fewest in Oakland history (1974, 2000, 2013)...had the fourth fewest hit batters in the AL (48)...the A's have not posted an ERA above 4.28 over the last 14 years (since 2001) and have a 3.79 ERA over that span...that is the lowest by an AL team and third lowest in the majors behind Atlanta (3.73) and Los Angeles (3.75)...have 167 shutouts over that span, which is second most in the majors (Dodgers, 169)...also have the fewest home runs allowed in the AL since 2001 (2083) and the lowest opponents batting average (.251), on-base percentage (.317) and slugging percentage (.388).

STARTING PITCHING: A's starting pitchers were 62-51 with a 3.37 ERA...led the American League and ranked fourth in the majors in ERA...the ERA was eighth lowest in Oakland history and was the lowest since 1989 (3.34)...also led the AL in opponents on-base percentage (.295), tied for the lead in complete games (7), ranked second in opponents batting average (.237) and innings pitched (996.0), third in opponents slugging percentage (.368), tied for third in fewest losses and fourth in winning percentage (.549), strikeouts (847) and complete games shutouts (3)...the strikeouts were the most in Oakland history, the on-base percentage was fourth lowest and the batting average was fifth lowest...yielded the fifth most home runs in the AL (106) but had the second fewest doubles (155) and triples (8) and the third fewest extra base hits (269)...the triples matched the fewest in Oakland history (2013)...averaged the second fewest pitches per inning in the AL (15.6) and had the third most wild pitches (41)...the A's had four pitchers aged 30 or older start a game in 2014 (Kazmir 32, Chavez 21, Hammel 12, Lester 11), which were their most since 2000 (Appier, Heredia, Olivares, Prieto)...had just one 30-year old start a game over the previous three seasons (Colón).

THE BULLPEN: The A's bullpen ranked second in the American League and third in the majors with a 2.91 ERA...it was the ninth lowest bullpen ERA in Oakland history...converted 31-of-52 (59.6%) save opportunities...tied with Houston for the fewest saves in the AL and had the second lowest save percentage...tied for third in blown saves (21)...the 31 saves were the fewest by an A's team in a non-strike season since 1982 (22)...walked just 122 batters, which was the fewest in the majors...averaged 2.35 walks per nine innings, which was the lowest mark by an A's bullpen since at least 1914 (2.49 in 1944)...it was the third lowest mark by an AL bullpen since 1914 (2.11 by KC in 1984, 2.28 by CWS in 1915) and the lowest by a Major League bullpen since 1994 (Montreal, 2.29)...struck out 397 and had the best strikeout-to-walk ratio in the majors (3.25)...it was also the best mark by an A's bullpen since at least 1914...had the lowest opponents on-base percentage in the AL (.279) and the second lowest slugging percentage (.330) and batting average (.223)...had a .224 batting average against first batters faced, which ranked seventh in the AL...had the third lowest on-base percentage against first batters (.266) and the seventh lowest slugging percentage (.344)...walked just 20 first batters, which was the fewest in the AL and second fewest in the majors (Milwaukee, 19)...allowed 57-of-192 (29.7%) inherited runners to score, which ranked eighth in the AL...the inherited runners were second fewest in the AL and matched the fewest by an A's team in a non-strike season since inherited runners data is available beginning in 1974 (also 1990)...had the fewest doubles (55) and extra base hits (99) in the AL, tied for the fewest triples (3), had the third fewest innings (467.1) and the fourth fewest home runs (41) and strikeouts (397)...had four different pitchers appear in 60 or more games, which matches the most in Athletics history (1997, 2009, 2013).

DEFENSIVE DOINGS: The A's committed 111 errors, which was second most in the majors (Cleveland, 116)...had a .982 fielding percentage, which was third lowest in the AL...the errors led to 48 unearned runs, which was sixth fewest in the AL and tied for third fewest in Oakland history in a non-strike season...had 1633 assists, which was third most in the AL, after setting a Major League record for fewest assists in a season in 2013 (1377)...turned 150 double plays, which ranked seventh in the AL...A's outfielders had 35 assists, which ranked third in the AL...the A's were 43-33 when going errorless, 45-41 when making one or more error.

ON THE BASES: The A's were successful in 80.6% (83-of-103) stolen bases attempts, which was the third highest percentage in the American League...it fell just short of the Oakland record of 80.7% set in

2008...however, opponents were successful in 100-of-128 (78.1%) stolen base attempts, which was also third highest in the AL...the A's offense tied for fourth in the AL in steals of third (16).

HOME AND AWAY: The A's compiled a 48-33 (.593) record at home compared to 40-41 (.494) on the road...tied for the third best home record in the American League and had the eighth best road record... posted a winning record at home for the fifth consecutive season but had a losing record on the road for the first time since 2011...this marks just the second time in Athletics history the A's reached the postseason with a losing record on the road (39-42 in 2003)...started the year 18-6 (.750) on the road but then went 22-35 (.386) over their final 57 road games...batted .255 in Oakland compared to .234 on the road...the road batting average was second lowest in the AL and second lowest in Oakland history (.230 in 1968)...had the fourth lowest road on-base percentage in Oakland history (.304) and fifth lowest slugging percentage (.365)...ranked second in the AL in runs scored at home (376) and were seventh in batting...posted a 3.17 ERA in Oakland compared to 3.28 on the road, both of which ranked second in the AL...the road ERA was fifth lowest in Oakland history and the lowest since 1989 (3.12)...had the lowest road opponents on-base percentage in Oakland history (.294), the second lowest batting average (.235) and sixth lowest slugging percentage (.364)...set an Oakland record with 629 road strikeouts and 615 home strikeouts...had just 15 saves on the road, which were the fewest by an A's team in a non-strike season since 1986 (13)...won 16 home series, lost eight and split two...won 12 road series, lost 10 and split four.

ONE-RUN GAMES AND OTHER CLOSE CALLS:

The A's went 21-28 (.429) in one-run games, which tied for the third worst record in the American League...the 28 one-run losses tied for the most in the AL, tied for fourth most in Oakland history and were the most since the 1986 club lost 29... were 31-41 (.431) in games decided by two runs or fewer compared to 57-33 (.633) in games decided by three runs or more...had the second worst record in the AL in games decided by two runs or fewer (Houston 29-42, .408) and the second best record in games decided by three runs or more (Los Angeles 54-31, .635)...the A's had a Major League leading 13 wins when trailing after seven innings and eight when trailing after eight innings... set an Oakland record for wins when trailing after seven innings, breaking the previous mark of 12 in 1969...had the second most wins in Oakland history when trailing after eight innings (10 in 1971)... however, tied for second in the majors in losses when leading after seven innings (9) and eight innings (7)...the losses when leading after eight innings matched the second most in Oakland history (9 in 1980)...went 24-18 in games decided in the last at bat...the wins tied the 1988 A's for second most in Oakland history (26 in 2004)...tied Miami for the most last at bat wins in the majors and ranked third in games decided in the winning team's last at bat...had 10 walk-off wins, which tied for second in the AL...had a 13-8 (.619) record in extra inning games...the wins and games (21) both fell one short of the Oakland record...had 14 wins in 1988 and 22 games in 1969 and 1976...tied for the ML lead in extra inning games and tied for second in wins...the A's largest deficit overcome to win a game came on June 4 at New York (AL)...trailed 4-0 after three innings but came back to win 7-4...the largest lead in a game they would go on to lose was three on April 16 at Los Angeles (AL) and June 30 at Detroit.

A'S 2014 WALK-OFF WINS			
DATE	OPP	RESULT	NOTE
April 3	Seattle	3-2 (12)	Crisp home run
April 19	Houston	4-3	Reddick single
May 10	Washington	4-3 (10)	Jaso double
May 28	Detroit	3-1	Donaldson home run
June 21	Boston	2-1 (10)	Crisp single
July 4	Toronto	1-0 (12)	Punto double and error
July 18	Baltimore	5-4	Donaldson home run
Aug. 4	Tampa Bay	3-2 (10)	Norris single
Sept. 6	Houston	4-3	Lowrie single
Sept. 21	Philadelphia	8-6 (10)	Donaldson home run

THE DISABLED LIST: The A's used the disabled list 18 times after using it 13 times in 2013...began the season with seven players on the DL, used it just six times from Opening Day through July 27, and then added five players over a 28-day span from July 28 through August 24...A's players combined to miss 823 games while on the DL, an average of 45.7 games per stint...A.J. Griffin and Jarrod Parker missed the entire season (both Tommy John surgery) and Kyle Blanks (86 games) and Eric O'Flaherty (82 games) missed over half the season...Ryan Cook, Craig Gentry and Josh Reddick each had two stints on the DL...had a season-high seven players on the DL from March 31 to April 6 and August 24 to 31...the season low was three players on July 27...have not had fewer than two players on the DL since the end of the 2006 season when they had just one.

MONTH BY MONTH: The A's posted a winning record in each of the first four months of the season to extend their streak of consecutive winning months to 14...that was the longest streak in Oakland history and second longest in Athletics history to a 15-month streak from July 1928 to Sept. 1930...it was the second longest streak by an American League team over the last 36 years (20, New York, Sept. 1996-April 2000)...then went 12-17 in August, which was the A's first losing month since May 2012 (11-16)...went an AL best 18-9 (.667) in April to tie the franchise record for wins in the month of April (1981, 1989)...it was the seventh best April winning percentage in Oakland history and the best since 1990 (14-5, .737)...also led the AL with a 2.81 ERA...had two four-game winners in April (Gray and Kazmir) for the third time in Oakland history (Norris and Keough in 1981, Mulder and Zito in 2003)...the pitching staff finished the month with 220 strikeouts, setting the franchise record for strikeouts in April...had a .279 opponents on-base percentage, which was their lowest in April since 1981 (.261)...the offense had the second best April totals in Oakland history in runs (148), hits (254) and walks (tie, 126)...went 16-12 in May for the second consecutive season...led the AL with a 3.08 ERA, which was the sixth lowest May ERA in Oakland history and the lowest since 1990 (2.43)...had five shutouts, which were the A's most in May since 1931...posted the best record in the majors in June with a mark of 17-9 (.654)...tied for the AL lead with 10 saves while the offense ranked first with 132 runs scored...the pitching staff notched 210 strikeouts to set an Oakland record for the month of June and were the most by an A's team since at least 1914...compiled a 15-10 record in July for the second consecutive season...after leading the AL in walks in April (126) and May (118), the A's offense walked just 67 times in July...that was third fewest in July in Oakland history and was the fewest since the A's walked 60 times in July, 1987...it matched the fewest walks by an A's team in any month over the last 27 years (min. 12 games)...also walked 67 times in June, 2010...were 12-17 in August and batted just .223, which was second lowest in the majors (New York-NL, .216)...led the AL in walks (99) but had the fourth fewest runs scored (103)...then went 10-16 in September, which was the worst record in the AL, fourth worst in the majors and tied for eighth worst in Oakland history...it was the A's worst record in any month since going 9-17 in June, 2011...ranked third in the AL in September ERA (2.85) and fourth in strikeouts (221)...the strikeouts were the third best single-month total in Oakland history (246 in Sept. 2013; 223 in Aug. 2007)...saved just two games, which were the A's fewest in a month of 10 or more games since September, 1995 (2)...however, the offense had the second fewest home runs (12) in the AL, the third lowest batting average (.228) and the fifth fewest runs scored (91)...the home runs and .316 slugging percentage were the lowest in Oakland history in September.

ALL-STARS: The A's had six players named to the American League All-Star team (Céspedes, Donaldson, Doolittle, Kazmir, Moss and Norris) and one named to the National League All-Star team (Sarmadzija)...later swapped All-Stars with Boston at the trading deadline when they acquired Lester and sent Céspedes to Boston...the six All-Stars were the most of any team in 2014 and are the A's most since they had an Athletics record seven in 1975...had six players appear in the game, matching the most in Athletics history (1973 and 1975)...2014 marked the first time since 2003 the A's sent a non-pitcher to the All-Star Game (Hernandez)...had four non-pitchers for the first time since 1991...had two players participating in the Home Run Derby (Céspedes and Donaldson) for the second time (Canseco and McGwire in 1990).

IN THE PINCH: A's pinch hitters batted .205 (32-for-156) with eight doubles, three home runs, 22 RBI and 25 walks...the walks were the most by an American League team since Minnesota had 27 in 2000...also led the AL in doubles, ranked second in hits, extra base hits (11) and plate appearances (186), tied for second in home runs, third in RBI and strikeouts (35) and had the fifth lowest batting average...the eight doubles matched the most by an Oakland team in the designated hitter era (1983, 1999) and fell one short of the Oakland record of nine set in 1972...the 25 walks and 186 plate appearances were second most in the DH era and the 11 extra base hits tied for second...had 26 walks and 195 plate appearances in 1997 and 12 extra base hits in 1978...the extra base hits tied for fourth in Oakland history and the plate appearances ranked sixth...the 32 hits were the most since 1998 (35) and the 22 RBI were the most since 1999 (22)...hit .264 with three home runs and 15 RBI over the first 81 games, .155 with no home runs and seven RBI over the last 81 games...A's pinch hitters now have 17 home runs and 89 RBI over the last five years...the home runs are tied with Boston for the most in the AL over that span and the RBI rank second to Tampa Bay (101).

DESIGNATED HITTERS: A's designated hitters batted .215 with 15 home runs and 73 RBI...had the second lowest batting average in the American League and the third lowest on-base percentage (.294) and slugging percentage (.343)...the batting average was second lowest in Oakland history (.203 in 1987), the slugging percentage was third lowest and the on-base percentage was fourth lowest...tied for second in the AL in triples (3) but tied for the second fewest home runs, had the third fewest extra base hits (43) and tied for the third fewest doubles (25)...ranked second in hit by pitches (12)...Alberto Callaspo led the A's with 34 starts at designated hitter, the third consecutive season the A's did not have a DH with at least 50 starts...John Jaso made 32 starts and Adam Dunn was third with 17...Brandon Moss led the A's with four home runs, Callaspo topped the club with 15 RBI and Yoenis Céspedes had the best batting average (.273).

INTERLEAGUE PLAY: The A's finished interleague play with a 13-7 record for the second consecutive season...tied for the second best interleague record in the majors and tied for the fourth best interleague mark in Oakland history...have finished with a winning record against the National League in each of the last three seasons and in 11 of 18 interleague seasons...had the eighth lowest ERA (3.46) and ranked 13th in batting average (.249)...the offense tied for third in walks (66), had the fourth fewest strikeouts (133) and tied for fifth in runs (99) and triples (6)...the triples were the most ever by an Oakland team in interleague play...the pitching staff issued the sixth fewest walks (44) and had the sixth most strikeouts (172)...the strikeouts were the most ever by an A's team against the NL...are now 180-144 (.556) all-time in interleague play, which is fifth best in Major League history.

**BEST INTERLEAGUE
WON-LOSS PERCENTAGE**

	W	L	PCT.
New York (AL)	192	130	.596
Los Angeles (AL)	186	138	.574
Boston	184	139	.570
Chicago (AL)	182	141	.563
Oakland	180	144	.556

WINS AND LOSSES: The A's were 40-7 (.851) when out-homer the opposition, which was the best record in the majors...had a 57-19 (.750) record when scoring first, which was the second best record in the American League...were 31-55 (.360) when the opponent scored first...went 64-49 (.566) in games started by a right-handed pitcher, 24-25 (.490) in games started by left-handers...had a 27-25 record in the first game of a series, 27-25 in the last game and were 34-24 in between...were 17-9 on Sunday, which was the best record in the AL...went 32-20 on Saturday and Sunday, 56-54 from Monday through Friday...had a 71-18 record when scoring four or more runs, 17-56 when scoring three runs or fewer...compiled their best record against Minnesota (6-1)...lost the season series to three of the other four AL playoff teams (2-5 vs. Detroit, 2-5 vs. Kansas City, 9-10 vs. Los Angeles)...however, won the season series from the two National League playoff teams they faced (3-0 vs. Washington, 3-1 vs. San Francisco).

THIS AND THAT: The A's outscored the opposition 729-572 and had the best run differential in the majors (+157) ahead of Los Angeles-AL (+143)...the A's became the third team since the Wild Card began in 1995 to lead the majors in run differential and not win their division...the other two, Anaheim (2002) and New York-AL (2010), were also Wild Cards...the run differential was fourth best in Oakland history (+239 in 2001, +180 in 1988, +163 in 1990)...the A's used just two rookies in 2014 (Bryan Anderson, Billy Burns) and neither was a pitcher...Oakland became the first team since the 1981 Toronto Blue Jays to go an entire season without a rookie pitcher...Anderson and Burns combined for 14 games played and seven at bats...the A's played the first 104 games without a rookie, which was the longest single-season streak in Athletics history...it was the longest season-opening streak by a Major League team since the 1971 Baltimore Orioles went the first 152 games (source: Elias)...the A's used 45 players, which was one more than their season total of last year...A's manager Bob Melvin used just 26 replay challenges, which was the fewest in the majors...was successful in 14 of the challenges, or 53.0%...made nine challenges over the first 31 games but just 17 over the final 131 contests...the A's average time of game was 3 hours and 5.19 minutes, which was second longest in Oakland history to 2000 (3 hours, 8.47 minutes)...however, it was fourth quickest in the American League in 2014.

ATTENDANCE: The A's drew 2,003,628 fans in 2014, which ranked 10th in the American League...it marked the first time the A's reached 2,000,000 since 2005 when they had 2,109,118...it was an increase of 194,326 over 2013, marking the fifth consecutive season the A's have increased their attendance...had 16 sellouts...drew 2,329,345 on the road, which ranked seventh in the AL.

FIELDING STATISTICS

PITCHER	PCT	G	GS	PO	A	E	TC	DP	TP
Abad,F	1.000	69	0	0	8	0	8	0	0
Chavez,J	1.000	32	21	11	4	0	15	3	0
Cook,R	1.000	54	0	3	8	0	11	1	0
Doolittle,S	1.000	61	0	1	4	0	5	0	0
Francis,J	.000	9	0	0	0	0	0	0	0
Gray,S	.952	33	33	18	41	3	62	3	0
Gregerson,L	1.000	72	0	4	8	0	12	0	0
Hammel,J	.857	13	12	5	1	1	7	0	0
Johnson,J	.833	38	0	2	3	1	6	0	0
Kazmir,S	.870	32	32	2	18	3	23	1	0
Lester,J	1.000	11	11	4	4	0	8	0	0
Lindblom,J	.000	1	1	0	0	0	0	0	0
Mills,B	.000	3	3	0	0	0	0	0	0
Milone,T	1.000	16	16	3	12	0	15	2	0
O'Flaherty,E	1.000	21	0	0	1	0	1	0	0
Otero,D	1.000	72	0	11	18	0	29	2	0
Pomeranz,D	1.000	20	10	1	8	0	9	0	0
Rodriguez,,F	.000	7	0	0	0	0	0	0	0
Samardzija,J	1.000	16	16	3	10	0	13	1	0
Savery,J	.000	3	0	0	0	0	0	0	0
Scribner,E	1.000	13	0	0	1	0	1	0	0
Straily,D	1.000	7	7	0	3	0	3	0	0

CATCHER	PCT	G	GS	PO	A	E	TC	DP	TP	PB
Jaso,J	.997	54	47	338	10	1	349	0	0	1
Norris,D	.992	114	93	745	43	6	794	3	0	8
Soto,G	.975	14	14	103	14	3	120	3	0	0
Vogt,S	1.000	15	8	71	4	0	75	0	0	1

FIRST BASE	PCT	G	GS	PO	A	E	TC	DP	TP
Barton,D	.983	30	15	166	12	3	181	16	0
Blanks,K	.990	17	12	93	8	1	102	11	0
Callaspo,A	.986	23	17	128	17	2	147	14	0
Freiman,N	.986	33	24	211	7	3	221	24	0
Moss,B	.990	67	54	487	21	5	513	48	0
Vogt,S	.995	47	40	341	21	2	364	28	0

SECOND BASE	PCT	G	GS	PO	A	E	TC	DP	TP
Callaspo,A	.978	46	41	76	104	4	184	25	0
Parrino,A	1.000	4	3	7	11	0	18	7	0
Punto,N	.973	52	38	89	130	6	225	41	0
Sogard,E	.988	102	80	154	247	5	406	49	0

THIRD BASE	PCT	G	GS	PO	A	E	TC	DP	TP
Callaspo,A	.953	19	16	8	33	2	43	4	0
Donaldson,J	.952	150	146	131	328	23	482	43	0
Parrino,A	1.000	1	0	1	0	0	1	0	0
Punto,N	1.000	2	0	0	1	0	1	0	0

SHORTSTOP	PCT	G	GS	PO	A	E	TC	DP	TP
Lowrie,J	.974	130	129	146	344	13	503	71	0
Parrino,A	.972	14	11	12	23	1	36	4	0
Punto,N	.982	17	10	19	36	1	56	9	0
Sogard,E	.896	14	12	10	33	5	48	5	0

OUTFIELD	PCT	G	GS	PO	A	E	TC	DP	TP
Blanks,K	.000	1	0	0	0	0	0	0	0
+Burns,B	.667	1	1	2	0	1	3	0	0
Cespedes,Y	.975	84	82	144	12	4	160	0	0
Crisp,C	.985	111	101	194	0	3	197	0	0
Fuld,S	1.000	54	46	129	4	0	133	1	0
Gentry,C	.994	87	58	153	8	1	162	2	0
Gomes,J	.962	19	14	25	0	1	26	0	0
Moss,B	.985	84	69	123	6	2	131	1	0
Parrino,A	.000	2	1	0	0	0	0	0	0
Punto,N	.000	1	0	0	0	0	0	0	0
Reddick,J	.976	108	100	195	5	5	205	2	0
Vogt,S	1.000	18	14	21	0	0	21	0	0

DAY-BY-DAY RESULTS

DATE	G	OPP	W-L	SCORE	REC POS	GA/GB	LEADER AND LEAD	WINNER	LOSER	SAVE	ATT.	CUM. ATT.
3/31	1	CLE	L	0-2	0-1	t3 -1	SEA ½	Allen	Johnson	Axford	36,067*	36,067
4/1		CLE		PPD, Rain	4	-1½	SEA ½					
4/2	2	CLE (D)	W	6-1	1-1			Kazmir	Kluber		15,134	51,201
	3	CLE (N)	L	4-6	1-2	4 -2	SEA ½	Allen	Johnson	Axford	12,198	63,399
4/3	4	SEA	W	3-2 (12)	2-2	4 -1	SEA ½	Pomeranz	Noesi		11,236	74,635
4/4		SEA		PPD, Wet Field	t2	-1	SEA 1					
4/5	5	SEA	L	1-3	2-3	t2 -2	SEA 2	Hernandez	Straily	Rodney	30,290	104,925
4/6	6	SEA	W	6-3	3-3	t2 -1	SEA 1	Gray	Ramirez	Johnson	32,852	137,777
												(6 dates)
4/7	7	at MIN	W	8-3	4-3	2 -½	SEA ½	Kazmir	Correia		35,837	35,837
4/8		OFF DAY				2 -1	SEA 1					
4/9	8	at MIN	W	7-4 (11)	5-3	t1 --	OAK/SEA --	Otero	Burton		22,973	58,810
4/10	9	at MIN	W	6-1	6-3	1 ½	OAK ½	Straily	Pelfrey		20,650	79,460
4/11	10	at SEA	L	4-6	6-4	2 -½	SEA ½	Hernandez	Milone	Rodney	38,968	118,428
4/12	11	at SEA	W	3-1	7-4	1 +½	OAK ½	Gray	Ramirez	Gregerson	22,061	140,489
4/13	12	at SEA	W	3-0	8-4	1 +1½	OAK 1½	Otero	Furbush	Doolittle	22,628	163,117
4/14	13	at LAA	W	3-2	9-4	1 +1½	OAK 1½	Johnson	Frieri	Gregerson	37,120	200,237
4/15	14	at LAA	W	10-9 (11)	10-4	1 +2½	OAK 2½	Johnson	Herrera		34,887	235,124
4/16	15	at LAA	L	4-5 (12)	10-5	1 +2	OAK 2	Smith	Pomeranz		37,344	272,468
												(9 dates)
4/17		OFF DAY				1 +1½	OAK 1½					
4/18	16	HOU	W	11-3	11-5	1 +1½	OAK 1½	Gray	Cosart		18,234	156,011
4/19	17	HOU	W	4-3	12-5	1 +1½	OAK 1½	Otero	Qualls		33,166	189,177
4/20	18	HOU	W	4-1	13-5	1 +2½	OAK 2½	Chavez	Peacock	Gregerson	16,382	205,559
4/21	19	TEX	L	3-4	13-6	1 +1½	OAK 1½	Cotts	Doolittle	Soria	13,297	218,856
4/22	20	TEX	L	4-5	13-7	1 +½	OAK ½	Ogando	Gregerson	Soria	15,744	234,600
4/23	21	TEX	L	0-3	13-8	2 -½	TEX ½	PEREZ	Gray		18,340	252,940
												(12 dates)

A'S 2014 AT A GLANCE

Season High.....	72-44 (August 9)	First Game of Series.....	27-25	Commit 1 or More Errors.....	45-41
Season Low.....	-1 (3 times, last: 2-3 on April 5)	Last Game of Series.....	27-25	More HR Than Opp.....	40-7
April.....	18-9	A's Score First.....	57-19	Fewer HR Than Opp.....	12-42
May.....	16-12	Opponent Scores First.....	31-55	Same Total HR of Opp.....	36-25
June.....	17-9	Leading After 7th.....	65-9	Starter Pitches 7 or More.....	38-22
July.....	15-10	Leading After 8th.....	69-7	Starter Pitches Less Than 7.....	50-52
August.....	12-17	Tied After 7th.....	10-10	When Scoring 4 or More.....	71-18
September.....	10-16	Tied After 8th.....	11-6	When Scoring Less Than 4.....	17-56
Home Series.....	16-8-2	Trailing After 7th.....	13-55	Last At Bat.....	24-18
Road Series.....	12-10-4	Trailing After 8th.....	8-61	Replay Challenges.....	14-12
Series Sweeps.....	9-6	Commit No Errors.....	43-33	Different Lineups.....	143

DATE	G	OPP	W-L	SCORE	REC	POS	GA/		LEADER		WINNER	LOSER	SAVE	ATT.	CUM. ATT.
							GB	AND LEAD							
4/24	22	at HOU	W	10-1	14-8	t1	--	OAK/TEX	--	Kazmir	Oberholtzer			19,987	292,455
4/25	23	at HOU	W	12-5	15-8	1	+1	OAK	1	Gregerson	Fields			17,708	310,163
4/26	24	at HOU	L	6-7	15-9	t1	--	OAK/TEX	--	Williams	Doolittle	Valdes		17,850	328,013
4/27	25	at HOU	L	1-5	15-10	t1	--	OAK/TEX	--	McHugh	Milone			18,935	346,948
4/28	26	at TEX	W	4-0	16-10	1	+1	OAK	1	GRAY	Darvish			28,548	375,496
4/29	27	at TEX	W	9-3	17-10	1	+2	OAK	2	Kazmir	Perez			30,221	405,717
4/30	28	at TEX	W	12-1	18-10	1	+3	OAK	3	Chavez	Ross			32,979	438,696
5/1		OFF DAY													
5/2	29	at BOS	L	1-7	18-11	1	+2	OAK	2	Buchholz	Straily			34,850	473,546
5/3	30	at BOS	L	3-6	18-12	1	+2	OAK	2	Lester	Milone	Uehara		37,042	510,588
5/4	31	at BOS	W	3-2 (10)	19-12	1	+2	OAK	2	Johnson	Capuano			35,649	546,237
(19 dates)															
5/5	32	SEA	L	2-4	19-13	1	+2	OAK	2	Young	Kazmir	Rodney		11,019	263,959
5/6	33	SEA	L	3-8	19-14	1	+2	OAK	2	Elias	Chavez			12,106	276,065
5/7	34	SEA (1)	L	4-6 (10)	19-15					Medina	Cook	Rodney			
5/7	35	SEA (2)	W	2-0	20-15	1	2	OAK	2	Pomeranz	Ramirez	Johnson		17,337	293,402
5/8		OFF DAY													
5/9	36	WSH	W	8-0	21-15	1	+2	OAK	2	Milone	Fister			20,159	313,561
5/10	37	WSH	W	4-3 (10)	22-15	1	+2½	OAK	2½	Doolittle	Storen			36,067*	349,628
5/11	38	WSH	W	9-1	23-15	1	+3	OAK	3	Kazmir	Gonzalez			28,205	377,833
5/12	39	CWS	W	5-4	24-15	1	+3½	OAK	3½	Chavez	Danks	Doolittle		10,120	387,953
5/13	40	CWS	W	11-0	25-15	1	+4	OAK	4	Pomeranz	Carroll			13,826	401,779
5/14	41	CWS	L	2-4	25-16	1	+3	OAK	3	Beisario	Abad	Lindstrom		18,035	419,814
(21 dates)															
5/15		OFF DAY													
5/16	42	at CLE	W	11-1	26-16	1	+3½	OAK	3½	Gray	McAllister			21,389	567,626
5/17	43	at CLE	W	6-2	27-16	1	+3½	OAK	3½	Otero	Tomlin			18,358	585,984
5/18	44	at CLE	W	13-3	28-16	1	+3½	OAK	3½	Chavez	Masterson			14,872	600,856
5/19		OFF DAY													
5/20	45	at TB	W	3-0	29-16	1	+4	OAK	4	Pomeranz	Odorizzi	Doolittle		11,369	612,225
5/21	46	at TB	W	3-2	30-16	1	+4	OAK	4	Milone	Bedard	Doolittle		10,555	622,780
5/22	47	at TB	L	2-5 (11)	30-17	1	+3½	OAK	3½	Lueke	Otero			11,257	634,037
5/23	48	at TOR	L	2-3	30-18	1	+2½	OAK	2½	Hendriks	Kazmir	Janssen		21,007	655,044
5/24	49	at TOR	L	2-5	30-19	1	+2½	OAK	2½	Dickey	Chavez	Cecil		29,372	684,416
5/25	50	at TOR	L	1-3	30-20	1	+1½	OAK	1½	Happ	Pomeranz	Janssen		45,277	729,693
(28 dates)															
5/26	51	DET	W	10-0	31-20	1	+2½	OAK	2½	Milone	Smyly			35,067*	454,881
5/27	52	DET	L	5-6	31-21	1	+1½	OAK	1½	Albuquerque	Abad	Nathan		21,549	476,430
5/28	53	DET	W	3-1	32-21	1	+2½	OAK	2½	KAZMIR	Nathan			15,590	492,020
5/29	54	DET	L	4-5	32-22	1	+1½	OAK	1½	Porcello	Chavez	Nathan		21,860	513,880
5/30	55	LAA	W	9-5	33-22	1	+2½	OAK	2½	Pomeranz	Richards			23,384	537,264
5/31	56	LAA	W	11-3	34-22	1	+3½	OAK	3½	Rodriguez	Skaggs			35,067*	572,331
6/1	57	LAA	W	6-3	35-22	1	+4½	OAK	4½	Gray	Weaver	Doolittle		32,231	604,562
(28 dates)															
6/2		OFF DAY													
6/3	58	at NYY	W	5-2 (10)	36-22	1	+5½	OAK	5½	Otero	Warren	Doolittle		41,677	771,370
6/4	59	at NYY	W	7-4	37-22	1	+5½	OAK	5½	Chavez	Ramirez	Doolittle		37,734	809,104
6/5	60	at NYY	L	1-2	37-23	1	+5½	OAK	5½	Tanaka	Pomeranz	Robertson		44,346	853,450
6/6	61	at BAL	W	4-3 (11)	38-23	1	+5½	OAK	5½	Abad	Meek	Doolittle		28,076	881,526
6/7	62	at BAL	L	3-6	38-24	1	+4½	OAK	4½	Gausman	Gray			44,202	925,728
6/8	63	at BAL	W	11-1	39-24	1	+4½	OAK	4½	Kazmir	Jimenez			38,244	963,972
6/9	64	at LAA	L	1-4	39-25	1	+3½	OAK	3½	Richards	Chavez	Frieri		36,838	1,000,810
6/10	65	at LAA	L	1-2 (14)	39-26	1	+2½	OAK	2½	Rasmus	Francis			31,942	1,032,752
6/11	66	at LAA	W	7-1	40-26	1	+3½	OAK	3½	Milone	Weaver			36,793	1,069,545
(37 dates)															

DATE	G	OPP	W-L	SCORE	REC	POS	GA/ GB	LEADER AND LEAD	WINNER	LOSER	SAVE	ATT.	CUM. ATT.	
6/12		OFF DAY			1	+3½	OAK	3½						
6/13	67	NYN	L	0-7	40-27	1	+3½	OAK	3½	Phelps	Gray	36,067*	640,629	
6/14	68	NYN	W	5-1	41-27	1	+3½	OAK	3½	Kazmir	Kuroda	36,067*	676,696	
6/15	69	NYN	W	10-5	42-27	1	+4½	OAK	4½	Chavez	Nuno	36,067*	712,763	
6/16	70	TEX	L	8-14	42-28	1	+4½	OAK	4½	Lewis	Pomeranz	12,412	725,175	
6/17	71	TEX	W	10-6	43-28	1	+4½	OAK	4½	Milone	Darvish	21,288	746,463	
6/18	72	TEX	W	4-2	44-28	1	+5	OAK	5	Gray	Tepesch	Doolittle	23,175	769,638
6/19	73	BOS	W	4-2	45-28	1	+6	OAK	6	Kazmir	Peavy	Otero	24,371	794,009
6/20	74	BOS	W	4-3	46-28	1	+6	OAK	6	Abad	Miller	28,602	822,611	
6/21	75	BOS	W	2-1 (10)	47-28	1	+6	OAK	6	Otero	Mujica	32,873	855,484	
6/22	76	BOS	L	6-7 (10)	47-29	1	+5	OAK	5	Uehara	Abad	36,067*	891,551	
(38 dates)														
6/23		OFF DAY			1	+5	OAK	5						
6/24	77	at NYM	L	1-10	47-30	1	+4	OAK	4	Colón	Kazmir	25,751	1,095,296	
6/25	78	at NYM	W	8-5	48-30	1	+4	OAK	4	Mills	Wheeler	Doolittle	23,367	1,118,663
6/26		OFF DAY			1	+3½	OAK	3½						
6/27	79	at MIA	W	9-5	49-30	1	+4½	OAK	4½	Gregerson	Cishek	18,666	1,137,329	
6/28	80	at MIA	W	7-6 (14)	50-30	1	+4½	OAK	4½	Johnson	Turner	Francis	19,358	1,156,687
6/29	81	at MIA	W	4-3	51-30	1	+5½	OAK	5½	Milone	Heaney	Cook	21,917	1,178,604
6/30	82	at DET	L	4-5	51-31	1	+5	OAK	5	Hardy	Doolittle	42,477	1,221,081	
7/1	83	at DET	L	0-3	51-32	1	+3½	OAK	3½	PORCELLO	Mills	32,455	1,253,536	
7/2	84	at DET	L	3-9	51-33	1	+3½	OAK	3½	Verlander	Chavez	35,445	1,288,981	
(45 dates)														
7/3	85	TOR	W	4-1	52-33	1	+3½	OAK	3½	Gray	DICKEY	Doolittle	32,913	924,464
7/4	86	TOR	W	1-0 (12)	53-33	1	+3½	OAK	3½	Otero	Jenkins	22,322	946,786	
7/5	87	TOR	W	5-1	54-33	1	+3½	OAK	3½	Kazmir	Buehrle	20,236	967,022	
7/6	88	TOR	W	4-2	55-33	1	+3½	OAK	3½	Samardzija	Hutchison	Doolittle	22,897	989,919
7/7	89	SF	W	5-0	56-33	1	+3½	OAK	3½	Chavez	Vogelsong	36,067*	1,025,986	
7/8	90	SF	W	6-1	57-33	1	+4½	OAK	4½	Gray	Bumgarner	36,067*	1,062,053	
(44 dates)														
7/9	91	at SF	L	2-5	57-34	1	+3½	OAK	3½	Cain	Hammel	Casilla	41,427	1,330,408
7/10	92	at SF	W	6-1	58-34	1	+3½	OAK	3½	Kazmir	Hudson	41,069	1,371,477	
7/11	93	at SEA	L	2-3	58-35	1	+2½	OAK	2½	Hernandez	SAMARDZIJIA	Rodney	32,971	1,404,448
7/12	94	at SEA	L	2-6	58-36	1	+1½	OAK	1½	Iwakuma	Chavez	39,204	1,443,652	
7/13	95	at SEA	W	4-1	59-36	1	+1½	OAK	1½	Gray	Young	25,944	1,469,596	
(50 dates)														
7/14-17		ALL-STAR BREAK			1	+1½	OAK	1½						
7/18	96	BAL	W	5-4	60-36	1	+1½	OAK	1½	O'Flaherty	Britton	27,232	1,089,285	
7/19	97	BAL	L	4-8	60-37	1	+1½	OAK	1½	Chen	Hammel	Britton	36,067*	1,125,352
7/20	98	BAL	W	10-2	61-37	1	+1½	OAK	1½	Gray	Gausman	30,124	1,155,476	
7/21		OFF DAY			1	+2	OAK	2						
7/22	99	HOU	L	2-3 (12)	61-38	1	+2	OAK	2	Downs	Abad	Qualls	22,908	1,178,384
7/23	100	HOU	W	9-7	62-38	1	+2	OAK	2	Chavez	Peacock	Doolittle	28,310	1,206,694
7/24	101	HOU	W	13-1	63-38	1	+3	OAK	3	Samardzija	Feldman	22,759	1,229,453	
(50 dates)														
7/25	102	at TEX	L	1-4	63-39	1	+2	OAK	2	Williams	Hammel	Feliz	35,582	1,505,178
7/26	103	at TEX	W	5-1	64-39	1	+2	OAK	2	Gray	Tepesch	34,651	1,539,829	
7/27	104	at TEX	W	9-3	65-39	1	+2	OAK	2	Kazmir	Mikolas	38,915	1,578,744	
7/28	105	at HOU	L	3-7	65-40	1	+1½	OAK	1½	Oberholtzer	Chavez	18,259	1,597,003	
7/29	106	at HOU	W	7-4	66-40	1	+2½	OAK	2½	Scribner	Qualls	Doolittle	16,940	1,613,943
7/30	107	at HOU	L	1-8	66-41	1	+2½	OAK	2½	KEUCHEL	Hammel	17,637	1,631,580	
(56 dates)														
7/31		OFF DAY			1	+2	OAK	2						
8/1	108	KC	L	0-1	66-42	1	+1	OAK	1	Guthrie	Gray	Holland	35,067*	1,264,520
8/2	109	KC	W	8-3	67-42	1	+2	OAK	2	Lester	Vargas	30,097	1,294,610	
8/3	110	KC	L	2-4	67-43	1	+1	OAK	1	Shields	Kazmir	Holland	22,612	1,317,229
8/4	111	TB	W	3-2 (10)	68-43	1	+1	OAK	1	Cook	Balfour	18,479	1,335,708	
8/5	112	TB	W	3-0	69-43	1	+2	OAK	2	Hammel	Smyly	Doolittle	16,335	1,352,043
8/6	113	TB	L	3-7	69-44	1	+2	OAK	2	Hellickson	Gray	21,513	1,373,556	
8/7	114	MIN	W	3-0	70-44	1	+3	OAK	3	LESTER	Pino	22,108	1,395,664	
8/8	115	MIN	W	6-5	71-44	1	+4	OAK	4	Kazmir	Gibson	Doolittle	20,196	1,415,860
8/9	116	MIN	W	9-4	72-44	1	+4	OAK	4	Samardzija	May	32,074	1,447,934	
8/10	117	MIN	L	1-6	72-45	1	+4	OAK	4	Hughes	Gregerson	25,598	1,473,532	
(60 dates)														

DATE	G	OPP	W-L	SCORE	REC	POS	GA/LEADER		WINNER	LOSER	SAVE	ATT.	CUM. ATT.	
							GB	AND LEAD						
8/11	118	at KC	L	2-3	72-46	1	+3½	OAK	3½	Herrera	Gray	Holland	21,479	1,653,059
8/12	119	at KC	W	11-3	73-46	1	+3½	OAK	3½	Lester	Guthrie		27,161	1,680,220
8/13	120	at KC	L	0-3	73-47	1	+2½	OAK	2½	VARGAS	Kazmir		21,099	1,701,319
8/14	121	at KC	L	3-7	73-48	1	+2	OAK	2	Crow	Samardzija	Holland	20,569	1,721,888
8/15	122	at ATL	L	2-7	73-49	1	+1	OAK	1	Wood	Hammel		30,606	1,752,494
8/16	123	at ATL	L	3-4	73-50	t1	--	OAK/LAA	--	Teheran	Gray	Kimbrel	40,760	1,793,254
8/17	124	at ATL	L	3-4	73-51	t1	--	OAK/LAA	--	Minor	Lester	Kimbrel	25,461	1,818,715
(63 dates)														
8/18		OFF DAY				2	-½	LAA	½					
8/19	125	NYM	W	6-2	74-51	2	-½	LAA	½	Kazmir	Gee		23,498	1,497,030
8/20	126	NYM	L	5-8	74-52	2	-1½	LAA	1½	Wheeler	Samardzija	Familia	20,312	1,517,342
8/21		OFF DAY				2	-2	LAA	2					
8/22	127	LAA	W	5-3	75-52	2	-1	LAA	1	Gray	Grilli	Doolittle	33,810	1,551,152
8/23	128	LAA	W	2-1	76-52	t1	--	OAK/LAA	--	Gregerson	Smith	Doolittle	36,067*	1,587,219
8/24	129	LAA	L	4-9	76-53	2	-1	LAA	1	Weaver	Kazmir		36,067*	1,623,286
(65 dates)														
8/25	130	at HOU	W	8-2	77-53	t1	--	OAK/LAA	--	Samardzija	Feldman		14,094	1,832,809
8/26	131	at HOU	L	2-4	77-54	2	-1	LAA	1	Fields	Gregerson	Qualls	17,345	1,850,154
8/27	132	at HOU	W	5-4	78-54	2	-1	LAA	1	Otero	Qualls	O'Flaherty	14,791	1,864,945
8/28	133	at LAA	L	3-4 (10)	78-55	2	-2	LAA	2	Salas	Cook		41,056	1,906,001
8/29	134	at LAA	L	0-4	78-56	2	-3	LAA	3	Weaver	Lester		41,177	1,947,178
8/30	135	at LAA	L	0-2	78-57	2	-4	LAA	4	Herrera	SAMARDZIJA	Street	44,018	1,991,196
8/31	136	at LAA	L	1-8	78-58	2	-5	LAA	5	Shoemaker	Kazmir		44,205	2,035,401
(70 dates)														
9/1	137	SEA	W	6-1	79-58	2	-4½	LAA	4½	Hammel	Young		36,067*	1,659,353
9/2	138	SEA	L	5-6	79-59	2	-4½	LAA	4½	Paxton	Gray	Rodney	23,859	1,683,212
9/3	139	SEA	L	1-2	79-60	2	-4½	LAA	4½	Hernandez	Lester	Rodney	17,073	1,700,285
9/4		OFF DAY				2	-5	LAA	5					
9/5	140	HOU	L	3-4	79-61	2	-6	LAA	6	Oberholtzer	Samardzija		21,130	1,721,415
9/6	141	HOU	W	4-3	80-61	2	-6	LAA	6	Gregerson	Qualls		28,668	1,750,083
9/7	142	HOU	L	3-4	80-62	2	-7	LAA	7	Veras	Cook	Fields	25,533	1,775,616
(71 dates)														
9/8	143	at CWS	L	4-5 (12)	80-63	2	-8	LAA	8	Guerra	Chavez		15,517	2,050,918
9/9	144	at CWS	W	11-2	81-63	2	-8	LAA	8	Lester	Danks		12,150	2,063,068
9/10	145	at CWS	L	1-2	81-64	2	-9	LAA	9	Putnam	Gregerson	Petricka	15,046	2,078,114
9/11	146	at CWS	L	0-1	81-65	2	-10	LAA	10	Sale	KAZMIR	Petricka	12,314	2,090,428
9/12	147	at SEA	L	2-4	81-66	2	-11	LAA	11	Paxton	Hammel	Rodney	29,090	2,119,518
9/13	148	at SEA	W	3-2 (10)	82-66	2	-11	LAA	11	Gregerson	Rodney	Doolittle	43,913	2,163,431
9/14	149	at SEA	W	4-0	83-66	2	-10	LAA	10	Lester	Young		28,925	2,192,356
(77 dates)														
9/15		OFF DAY				2	-10½	LAA	10½					
9/16	150	TEX	L	3-6	83-67	2	-10½	LAA	10½	Tepesch	Kazmir	Feliz	19,835	1,795,451
9/17	151	TEX	L	1-6	83-68	2	-11½	LAA	11½	Ross	Doolittle		17,530	1,812,981
9/18	152	TEX	L	2-7	83-69	2	-11½	LAA	11½	Martinez	Gray		17,574	1,830,555
9/19	153	PHI	W	3-1	84-69	2	-10½	LAA	10½	Lester	Buchanan	Doolittle	35,067*	1,865,622
9/20	154	PHI	L	0-3	84-70	2	-11½	LAA	11½	Williams	Otero	Giles	31,848	1,897,470
9/21	155	PHI	W	8-6 (10)	85-70	2	-10½	LAA	10½	Doolittle	Gonzalez		25,126	1,922,596
9/22	156	LAA	W	8-4	86-70	2	-9½	LAA	9½	Samardzija	Wilson		25,455	1,948,051
9/23	157	LAA	L	0-2	86-71	2	-10½	LAA	10½	LeBlanc	Gray	Street	27,588	1,975,639
9/24	158	LAA	L	4-5	86-72	2	-11½	LAA	11½	Santiago	Lester	Street	27,989	2,003,628
(80 dates)														
9/25	159	at TEX	L	1-2	86-73	2	-12	LAA	12	Feliz	Gregerson		33,696	2,226,052
9/26	160	at TEX	W	6-2	87-73	2	-11	LAA	11	Kazmir	Tepesch		31,586	2,257,638
9/27	161	at TEX	L	4-5	87-74	2	-11	LAA	11	Patton	Samardzija	Feliz	35,326	2,292,964
9/27	162	at TEX	W	4-0	88-74	2	-10	LAA	10	GRAY	Martinez		36,381	2,329,345
(81 dates)														

* indicates sellout. CAPS indicates complete game.

WILD CARD STATISTICS

+ = ROOKIE

PLAYER	AVG	G	AB	R	H	TB	2B	3B	HR	RBI	SH	SF	HP	BB	IBB	SO	SB	CS	DP	GI			
																				E	SLG	OBP	
+Burns,B	.000	0	0	0	0	0	0	0	0	0	0	0	0	0	0	0	0	0	0	0	0	0.000	.000
Callaspo,A	1.000	1	1	0	1	1	0	0	0	1	0	0	0	0	0	0	0	0	0	0	0	01.000	1.000
Crisp,C	.333	1	6	1	2	2	0	0	0	1	0	0	0	0	0	3	0	0	0	0	0	0.333	.333
Donaldson,J	.400	1	5	1	2	2	0	0	0	0	0	0	0	1	0	2	0	0	0	0	0	0.400	.500
Dunn,A	.000	0	0	0	0	0	0	0	0	0	0	0	0	0	0	0	0	0	0	0	0	0.000	.000
Freiman,N	.000	1	1	0	0	0	0	0	0	0	0	0	0	0	0	0	0	0	0	0	0	0.000	.000
Fuld,S	.400	1	5	1	2	2	0	0	0	0	0	0	0	1	0	1	0	0	0	0	0	0.400	.500
Gomes,J	.000	1	0	0	0	0	0	0	0	0	0	0	0	0	0	0	0	0	0	0	0	0.000	.000
Lowrie,J	.000	1	5	0	0	0	0	0	0	0	1	0	0	0	0	0	0	0	0	0	0	0.000	.000
Moss,B	.400	1	5	2	2	8	0	0	2	5	0	0	0	1	1	2	0	0	0	0	0	01.600	.500
Norris,D	.200	1	5	1	1	1	0	0	0	1	0	0	0	0	0	2	0	0	0	0	0	0.200	.200
Parrino,A	.000	0	0	0	0	0	0	0	0	0	0	0	0	0	0	0	0	0	0	0	0	0.000	.000
Punto,N	.000	1	2	0	0	0	0	0	0	0	0	0	0	0	0	1	0	0	0	0	0	0.000	.000
Reddick,J	.500	1	4	2	2	2	0	0	0	0	0	0	0	2	0	0	0	0	0	0	0	0.500	.667
Sogard,E	.250	1	4	0	1	1	0	0	0	0	0	0	0	0	0	2	0	0	0	0	0	0.250	.250
Soto,G	.000	1	1	0	0	0	0	0	0	0	0	0	0	0	0	1	0	0	0	0	0	0.000	.000
Vogt,S	.000	1	3	0	0	0	0	0	0	0	0	0	0	1	0	1	0	0	0	0	0	0.000	.250
OAKLAND	.277	1	47	8	13	19	0	0	2	8	1	0	0	6	1	15	0	0	0	0	0	0.404	.358
OPPONENTS	.341	1	44	9	15	18	1	1	0	8	4	1	0	3	0	8	7	1	0	0	0	0.409	.375

PITCHER	W	L	ERA	G	GS	CG	GFSHO	SV	IP	H	R	ER	HR	HB	BB	IBB	SO	WP	BK	AVG
Abad,F	0	0	0.00	1	0	0	0	0	0.1	0	0	0	0	0	0	0	0	0	0	0.000
Cook,R	0	0	---	0	0	0	0	0	0.0	0	0	0	0	0	0	0	0	0	0	0.000
Doolittle,S	0	0	4.50	1	0	0	0	0	2.0	2	1	1	0	0	0	0	0	0	0	0.400
Gregerson,L	0	0	0.00	1	0	0	0	0	0.2	1	0	0	0	0	1	0	2	1	0	0.333
Hammel,J	0	0	---	1	0	0	1	0	0.0	1	0	0	0	0	0	0	0	0	0	01.000
Lester,J	0	0	7.36	1	1	0	0	0	7.1	8	6	6	0	0	2	0	5	0	0	0.286
Otero,D	0	1	13.50	1	0	0	0	0	1.1	3	2	2	0	0	0	0	1	0	0	0.500
Pomeranz,D	0	0	---	0	0	0	0	0	0.0	0	0	0	0	0	0	0	0	0	0	0.000
OAKLAND	0	1	6.94	1	1	0	1	0	11.2	15	9	9	0	0	3	0	8	1	0	.341
OPPONENTS	1	0	6.00	1	1	0	1	0	12.0	13	8	8	2	0	6	1	15	2	0	.277

WILD CARD RESULTS

DATE	G	OPP	W-L	SCORE	REC	WINNER	LOSER	SAVE	ATT.
9/30	1	at KC	L	8-9 (12)	0-1	Fraser	Otero		40,502

A'S DISABLED LIST, 2014

PLAYER	INJURY	DATES	GAMES MISSED	A's RECORD
Blanks	Left calf strain	June 23-end of season	86	41-45
Callaspo	Right hamstring strain	July 12-26	10	6-4
Cook	Right shoulder tendinitis	March 21-April 6	6	3-3
Cook	Right forearm strain	May 8-June 2	22	15-7
Doolittle	Strained right intercostal	August 24-September 11	18	5-13
Elmore	Strained left quad	March 28-June 15	69	42-27
Gentry	Lower back strain	March 21-April 11	10	6-4
Gentry	Broken right hand	July 28-August 21	22	9-13
Griffin	Flexor muscle strain	March 21-end of season	162	88-74
Jaso	Concussion	August 24-end of season	34	12-22
Lowrie	Fractured right index finger	August 14-31	16	5-11
O'Flaherty	Tommy John surgery	February 17-July 2	84	51-33
Parker	Tommy John surgery	March 20-end of season	162	88-74
Pomeranz	Fractured right hand	June 17-July 12	24	16-8
Punto	Strained right hamstring	August 3-September 8	34	13-21
Reddick	Hyperextended right knee	June 1-23	20	13-7
Reddick	Strained right knee	June 29-July 21	18	11-7
Rodriguez	Tommy John surgery	March 21-April 28	26	16-10

WILD CARD DAY-BY-DAY

DATE	POS	GB	WC1	WC2	DATE	POS	GB	WC1	WC2	DATE	POS	GB	WC1	WC2
7/14-17	--	+10½	LAA	SEA	8/13	--	+8	LAA	DET/SEA	9/9	1	+2	OAK	DET/KC
7/18	--	+11½	LAA	SEA	8/14	--	+7½	LAA	DET	9/10	1	+2	OAK	DET
7/19	--	+10	LAA	SEA	8/15	--	+7	LAA	SEA	9/11	1	+1½	OAK	DET
7/20	--	+10½	LAA	SEA	8/16	1	+6½	OAK/KOR/LAA	DET	9/12	1	+½	OAK	KC/SEA
7/21	--	+11	LAA	SEA	8/17	1	+6	OAK/KOR/LAA	SEA	9/13	1	+1½	OAK	KC
7/22	--	+10	LAA	SEA	8/18	1	+6	OAK	DET/SEA	9/14	1	+2½	OAK	KC
7/23	--	+10	LAA	SEA	8/19	1	+6	OAK	DET/SEA	9/15	1	+3	OAK	KC
7/24	--	+10	LAA	NY/TOR	8/20	1	+6	OAK	DET	9/16	1	+2	OAK	KC
7/25	--	+10	LAA	NY	8/21	1	+6	OAK	DET	9/17	t1	+2	OAK/KC	--
7/26	--	+10	LAA	NY/TOR	8/22	1	+6½	OAK	SEA	9/18	2	+1	KC	OAK
7/27	--	+11	LAA	TOR	8/23	1	+7	OAK/KOR/LAA	SEA	9/19	1	+1	OAK	KC
7/28	--	+11	LAA	TOR	8/24	1	+6	OAK	SEA	9/20	1	+1	OAK	KC
7/29	--	+11	LAA	TOR	8/25	1	+6½	OAK/KOR/LAA	SEA	9/21	1	+2	OAK	KC
7/30	--	+11	LAA	TOR	8/26	1	+5½	OAK	SEA	9/22	1	+3	OAK	KC
7/31	--	+10½	LAA	TOR	8/27	1	+6½	OAK	SEA	9/23	t1	+3	OAK/KC	--
8/1	--	+10	LAA	TOR	8/28	1	+5½	OAK	SEA/DET	9/24	t1	+3	OAK/KC	--
8/2	--	+10½	LAA	TOR	8/29	1	+5½	OAK	DET	9/25	2	+2	KC	OAK
8/3	--	+10	LAA	TOR	8/30	1	+5½	OAK	DET/KC	9/26	2	+2	KC	OAK
8/4	--	+10	LAA	TOR	8/31	1	+4½	OAK	DET	9/27	2	+1	KC	OAK
8/5	--	+10½	LAA	TOR	9/1	1	+5½	OAK	DET	9/28	2	+1	KC	OAK
8/6	--	+9½	LAA	TOR	9/2	1	+4½	OAK	DET					
8/7	--	+10	LAA	KC	9/3	1	+3½	OAK	DET					
8/8	--	+10	LAA	KC	9/4	1	+3	OAK	DET					
8/9	--	+11	LAA	KC	9/5	1	+2½	OAK	SEA					
8/10	--	+10	LAA	KC	9/6	1	+3½	OAK	SEA					
8/11	--	+9	LAA	DET	9/7	1	+2½	OAK	SEA					
8/12	--	+9	LAA	DET/SEA	9/8	1	+1½	OAK	SEA					

POS indicates A's rank among all non-division leaders. GB indicates A's games behind second wild card team or games ahead of third best non-division leader.

MISCELLANEOUS STATS

Multiple Hit Games

PLAYER	2	3	4	5	TOT
Barton	2	0	0	0	2
Blanks	2	0	0	0	2
Callaspo	16	5	1	0	22
Céspedes	21	6	0	0	27
Crisp	21	6	0	0	27
Donaldson	22	12	0	1	35
Dunn	1	0	0	0	1
Freiman	2	0	0	0	2
Fuld	6	2	0	0	8
Gentry	12	2	0	0	14
Gomes	3	0	0	0	3
Jaso	16	4	0	0	20
Lowrie	29	6	0	0	35
Moss	21	3	2	0	26
Norris	24	5	0	0	29
Parrino	2	0	0	0	2
Punto	8	1	0	0	9
Reddick	20	9	0	0	29
Sogard	11	3	0	0	14
Soto	2	0	0	0	2
Vogt	16	4	0	0	20

Multiple RBI Games

PLAYER	2	3	4	5	6	TOT
Barton	1	0	0	0	0	1
Blanks	1	0	0	0	0	1
Callaspo	8	1	0	0	0	9
Céspedes	9	2	1	3	0	15
Crisp	4	3	0	0	0	7
Donaldson	11	9	4	0	0	24
Dunn	2	0	0	0	0	2
Freiman	3	1	0	0	0	4
Fuld	5	0	0	0	0	5
Gentry	2	0	0	0	0	2
Gomes	1	0	0	0	0	1
Jaso	7	1	1	0	0	9
Lowrie	5	2	0	0	0	7
Moss	10	6	3	1	0	20
Norris	2	3	1	2	1	9
Punto	3	1	0	0	0	4
Reddick	10	3	0	0	1	14
Sogard	4	1	0	0	0	5
Soto	2	1	0	0	0	3
Vogt	7	2	0	0	0	9

Game Tying/Go Ahead RBI

PLAYER	GT	GA	TOT
Barton	2	1	3
Callaspo	8	5	13
Céspedes	7	12	19
Crisp	3	13	16
Donaldson	11	23	34
Dunn	2	4	6
Freiman	2	4	6
Fuld	1	7	8
Gentry	2	1	3
Gomes	0	2	2
Jaso	6	13	19
Lowrie	4	10	14
Moss	6	18	24
Norris	4	9	13
Parrino	0	0	0
Punto	1	2	3
Reddick	5	6	11
Sogard	2	2	4
Soto	0	3	3
Vogt	2	5	7

CLUB STATISTICS

AL West	Home		Road		Totals	
	W	L	W	L	W	L
vs. Houston	6	3	5	5	11	8
vs. Los Angeles	6	3	3	7	9	10
vs. Seattle	4	6	5	4	9	10
vs. Texas	2	7	7	3	9	10
Totals vs. West	18	19	20	19	38	38

AL Central	W	L	W	L	W	L
	vs. Chicago	2	1	1	3	3
vs. Cleveland	1	2	3	0	4	2
vs. Detroit	2	2	0	3	2	5
vs. Kansas City	1	2	1	3	2	5
vs. Minnesota	3	1	3	0	6	1
Totals vs. Central	9	8	8	9	17	17

AL East	W	L	W	L	W	L
	vs. Baltimore	2	1	2	1	4
vs. Boston	3	1	1	2	4	3
vs. New York	2	1	2	1	4	2
vs. Tampa Bay	2	1	2	1	4	2
vs. Toronto	4	0	0	3	4	3
Totals vs. East	13	4	7	8	20	12
Totals vs. AL	40	31	35	36	75	67

National League	W	L	W	L	W	L
	vs. Atlanta	0	0	0	3	0
vs. Miami	0	0	3	0	3	0
vs. New York	1	1	1	1	2	2
vs. Philadelphia	2	1	0	0	2	1
vs. San Francisco	2	0	1	1	3	1
vs. Washington	3	0	0	0	3	0
Totals vs. NL	8	2	5	5	13	7
Overall Totals	48	33	40	41	88	74

	Home		Road		Totals	
	W	L	W	L	W	L
Shutouts	8	6	5	5	13	11
Sho-Individual	1	1	2	2	3	3
Extra Innings	6	3	7	5	13	8
One-Run Decisions	12	12	9	16	21	28
Two-Run Decisions	9	8	1	5	10	13
vs. LH Starters	15	11	9	14	24	25
vs. RH Starters	33	22	31	27	64	49
Grass Fields	48	33	38	37	86	70
Artificial Fields	0	0	2	4	2	4
Day Games	19	15	13	11	32	26
Night Games	29	18	27	30	56	48

	Oak	Opp.
Double Plays	150	138
Triple Plays	0	0
Left On Base	1147	1010
Grand Slam HR	5	3
Home Runs - Home	74	65
Home Runs - Road	72	82

HIGHS AND LOWS

CLUB

Longest Winning Streak	6, May 7 to 13
Longest Winning Streak, Home	6, July 3 to 8
Longest Winning Streak, Road	7, July 3 to 18
Longest Losing Streak	6, May 4 to 21
Longest Losing Streak, Home	5, August 13 to 17
Longest Losing Streak, Road	6, April 21 to May 7
Most Runs, Game, A's	5, August 13 to 17
Most Runs, Game, Opponents	13, May 18 at Cleveland
Most Runs, Inning, A's	13, July 24 vs. Houston
Most Runs, Inning, Opponents	14, June 16 vs. Texas
Largest Margin, Victory	8, August 2 vs. Kansas City (5th)
Largest Margin, Loss	8, May 16 at Cleveland (2nd)
Most Hits, Game, A's	6 (five times), last: September 17 vs. Texas (9th)
Most Hits, Game, Opponents	12, July 24 vs. Houston (13-1)
Most Hits, Inning, A's	9, June 24 at New York (NL) (1-10)
Most Hits, Inning, Opponents	20, August 12 at Kansas City
Most Home Runs, Game, A's	16, June 16 vs. Texas
Most Home Runs, Game, Opponents	7, August 2 vs. Kansas City (5th)
Most Doubles, Game, A's	6 (four times), last: September 17 vs. Texas
Most Doubles, Game, Opponents	5, May 26 vs. Detroit
Most Triples, Game, A's	4 (four times), last: Aug. 15 at Atlanta
Most Triples, Game, Opponents	7, May 18 at Cleveland
Most Home Runs, Inning, A's	6, August 9 vs. Minnesota
Most Home Runs, Inning, Opponents	

Most Triples, Game, A's	2 (three times), last: August 8 vs. Minnesota
Most Triples, Game, Opponents	1 (11 times), last: September 21 vs. Philadelphia
Most Stolen Bases, Game, A's	3, April 21 vs. Texas
	3, July 7 vs. San Francisco
Most Stolen Bases, Game, Opponents	4, September 14 vs. Seattle
Most Strikeouts, A's Pitchers	15, June 28 at Miami
Most Strikeouts, Opponents Pitchers	16, May 3 at Boston
Most Walks, A's Pitchers	7 (seven times), last: Sept. 7 vs. Houston
Most Walks, Opponents Pitchers	11, June 8 at Baltimore
	11, August 9 vs. Minnesota
Fewest Hits Allowed, A's Pitchers	2, April 28 at Texas
Fewest Hits Allowed, Opponents Pitchers	1, May 21 at Tampa Bay
Most Left on Base, Nine Inning Game	14, April 19 vs. Houston
	14, May 29 vs. Detroit
Most Left on Base, Extra Inning Game	18, August 4 vs. Tampa Bay (10)
Fewest Left on Base, Game	1, August 3 vs. Kansas City
Most Errors, Game	3 (five times), last: September 24 vs. Los Angeles (AL)
Largest Comeback in Win	4, June 4 at New York (AL)
Largest Lead Surrendered in Loss	3, April 16 at Los Angeles (AL)
	3, June 20 at Detroit

INDIVIDUAL

Grand Slams	Josh Reddick, May 16 at Cleveland (Zach McAllister)
	Derek Norris, May 26 vs. Detroit (Phil Coke)
	Brandon Moss, May 30 vs. Los Angeles-AL (Garrett Richards)
	Brandon Moss, June 8 at Baltimore (Ubaldo Jimenez)
	Brandon Moss, July 24 vs. Houston (Anthony Bass)
Pinch Hit Home Runs	John Jaso, April 14 at Los Angeles-AL (Ernesto Frieri)
	Derek Norris, June 17 vs. Texas (Shawn Tolleson)
	John Jaso, June 22 vs. Boston (Koji Uehara)
Lead Off Home Runs	John Jaso, May 14 vs. Chicago-AL (Andre Rienzo)
	Coco Crisp, July 2 at Detroit (Justin Verlander)
	Coco Crisp, August 22 vs. Los Angeles-AL (Hector Santiago)
Inside-The-Park Home Runs	None
Game Ending Home Runs	Coco Crisp, April 3 vs. Seattle (Hector Noesi)
	Josh Donaldson, May 28 vs. Detroit (Joe Nathan)
	Josh Donaldson, July 18 vs. Baltimore (Zach Britton)
	Josh Donaldson, September 21 vs. Philadelphia (Miguel Gonzalez)
Back-to-Back Home Runs	Brandon Moss and Yoenis Céspedes, May 9 vs. Washington
	Josh Donaldson and Yoenis Céspedes, May 26 vs. Detroit
	John Jaso and Yoenis Céspedes, July 26 at Texas
	Josh Reddick and Jed Lowrie, September 8, 2014 at Chicago (AL)
Longest Hitting Streak	15, Yoenis Céspedes, June 15 to July 2
Most Runs, Game	4, Josh Donaldson and Brandon Moss, May 18 at Cleveland
Most Hits, Game	5, Josh Donaldson, September 9 at Chicago (AL)
Most Doubles, Game	2 (15 times), last: Josh Donaldson, September 16 vs. Texas
Most Triples, Game	1 (33 times), last: Josh Reddick, September 28 at Texas
Most Home Runs, Game	2 (11 times), last: Nate Freiman, August 17 at Atlanta
Most Runs Batted In, Game	6, Derek Norris, May 11 vs. Washington
	6, Josh Reddick, May 16 at Cleveland
Most Walks, Game	4, Eric Sogard, August 9 vs. Minnesota
Most Strikeouts, Game	4 (six times), last: Eric Sogard, September 21 vs. Philadelphia
Most Stolen Bases, Game	2 (seven times), last: Coco Crisp, September 6 vs. Houston
Longest Winning Streak	6, Tommy Milone, May 9 to June 29
	6, Sonny Gray, June 18 to July 26
Longest Losing Streak	4, Jason Hammel, July 9 to 30
	4, Sonny Gray, August 1 to 16
	4, Scott Kazmir, August 24 to September 16
Most Strikeouts, Game	12, Sonny Gray, September 23 vs. Los Angeles (AL)
Most Walks, Game	5, Scott Kazmir, September 6 vs. Houston
Most Innings, Game, Starter	9.0 (four times), last: Sonny Gray, September 28 at Texas
Most Innings, Game, Reliever	4.0, Jesse Chavez, August 31 at Los Angeles (AL)
Low Hit Complete Game	2, Sonny Gray, April 28 at Texas
Most Consecutive Scoreless Innings	26.1, Sean Doolittle, April 29 to June 27
Most Consecutive Batters Retired	24, Sean Doolittle, June 10 to 28

GENERAL

Longest Game, Innings	14, June 10 at Los Angeles (AL)
Longest Game, Time, Nine Innings	4:06, April 25 at Houston
Longest Game, Time, Extra Innings	4:47, June 28 at Miami (14)
Shortest Game, Time	2:06, August 13 at Kansas City
Largest Crowd, Home	36,067 (12 times), last: September 1 vs. Seattle
Smallest Crowd, Home	10,120, May 12 vs. Chicago (AL)
Largest Crowd, Road	45,277, May 25 at Toronto
Smallest Crowd, Road	10,555, May 21 at Tampa Bay
Postponement, Rain, Home	April 1 vs. Cleveland April 4 vs. Seattle
Postponement, Rain, Road	None

DESIGNATED HITTING STATISTICS

BATTER	AVG	G	AB	R	H	TB	2B	3B	HR	RBI	SH	SF	HP	BB	IBB	SO	SB	CS	DP	SLG	OBP
Blanks,K	.167	3	6	1	1	1	0	0	0	2	0	0	1	1	0	2	0	0	2	.167	.375
Burns,B	.000	2	0	1	0	0	0	0	0	0	0	0	0	0	0	0	0	0	0	.000	.000
Callaspo,A	.201	39	134	13	27	38	5	0	2	15	0	1	1	15	1	14	0	0	7	.284	.285
Cespedes,Y	.273	16	66	11	18	30	5	2	1	12	0	0	0	3	0	11	0	0	0	.455	.304
Crisp,C	.185	12	54	6	10	17	2	1	1	7	0	1	0	3	1	8	2	0	0	.315	.224
Donaldson,J	.147	9	34	4	5	12	1	0	2	3	0	0	0	5	0	10	0	0	0	.353	.256
Dunn,A	.194	20	62	6	12	19	1	0	2	9	0	0	4	5	0	26	0	0	0	.306	.296
Freiman,N	.333	2	3	0	1	2	1	0	0	0	0	0	0	0	0	0	0	0	0	.667	.333
Gentry,C	.000	1	0	1	0	0	0	0	0	0	0	0	0	0	0	0	0	0	0	.000	.000
Gomes,J	.286	9	14	2	4	4	0	0	0	1	0	1	0	2	0	5	0	0	0	.286	.353
Jaso,J	.208	35	125	16	26	37	5	0	2	11	0	0	3	12	1	28	0	0	3	.296	.293
Lowrie,J	.333	4	12	1	4	6	2	0	0	0	0	0	1	2	0	7	0	0	0	.500	.467
Moss,B	.235	12	34	4	8	21	1	0	4	8	0	1	2	3	0	11	0	0	0	.618	.325
Norris,D	.207	10	29	3	6	7	1	0	0	2	0	0	0	4	0	5	0	0	1	.241	.303
Punto,N	.000	1	0	1	0	0	0	0	0	0	0	0	0	0	0	0	0	0	0	.000	.000
Sogard,E	.000	1	0	0	0	0	0	0	0	0	0	0	0	0	0	0	0	0	0	.000	.000
Vogt,S	.273	6	22	2	6	10	1	0	1	3	0	0	0	1	1	2	0	0	0	.455	.304
TOTALS	.215	595	72	128	204	25	3	15	73	0	4	12	56	4	129	2	0	13	.343	.294	

PINCH HITTING STATISTICS

BATTER	AVG	G	AB	R	H	TB	2B	3B	HR	RBI	SH	SF	HP	BB	IBB	SO	SB	CS	DP	SLG	OBP
Anderson,B	.000	1	1	0	0	0	0	0	0	0	0	0	0	0	0	0	0	0	1	.000	.000
Blanks,K	.667	4	3	1	2	2	0	0	0	2	0	0	0	1	0	0	0	0	0	.667	.750
Burns,B	.500	2	2	0	1	1	0	0	0	0	0	0	0	0	0	0	1	0	0	.500	.500
Callaspo,A	.250	17	12	1	3	3	0	0	0	3	0	0	0	5	0	1	0	0	0	.250	.471
Cespedes,Y	.000	3	3	0	0	0	0	0	0	0	0	0	0	0	0	0	0	0	0	.000	.000
Crisp,C	.286	11	7	2	2	2	0	0	0	0	0	0	0	4	0	2	2	0	0	.286	.545
Donaldson,J	.333	3	3	1	1	1	0	0	0	0	0	0	0	0	0	0	0	0	0	.333	.333
Doolittle,S	.000	1	1	0	0	0	0	0	0	0	0	0	0	0	0	0	0	0	0	.000	.000
Dunn,A	.286	8	7	0	2	2	0	0	0	1	0	0	0	1	0	3	0	0	0	.286	.375
Freiman,N	.286	7	7	0	2	3	1	0	0	0	0	0	0	0	0	1	0	0	1	.429	.286
Fuld,S	.250	8	8	1	2	4	2	0	0	1	0	0	0	0	0	1	0	0	0	.500	.250
Gentry,C	.133	16	15	1	2	2	0	0	0	0	0	0	0	1	0	4	0	0	0	.133	.188
Gomes,J	.091	16	11	1	1	1	0	0	0	2	0	2	0	3	2	4	0	0	1	.091	.250
Jaso,J	.375	19	16	3	6	14	2	0	2	3	0	0	0	3	0	4	0	0	0	.875	.474
Lowrie,J	.000	4	2	0	0	0	0	0	0	1	0	1	0	1	0	0	0	0	0	.000	.250
Milone,T	.000	1	1	0	0	0	0	0	0	0	0	0	0	0	0	0	0	0	0	.000	.000
Moss,B	.222	12	9	2	2	3	1	0	0	2	0	0	2	1	0	3	0	0	0	.333	.417
Norris,D	.267	18	15	1	4	8	1	0	1	5	0	0	0	3	0	2	0	0	2	.533	.389
Punto,N	.000	15	14	0	0	0	0	0	0	0	0	0	0	1	0	5	0	0	0	.000	.067
Reddick,J	.000	5	4	0	0	0	0	0	0	0	0	0	0	0	0	2	0	0	0	.000	.000
Sogard,E	.000	3	3	0	0	0	0	0	0	0	0	0	0	0	0	1	0	0	0	.000	.000
Vogt,S	.167	13	12	0	2	3	1	0	0	2	0	0	0	1	1	2	0	0	0	.250	.231
TOTALS	.205	103	156	14	32	49	8	0	3	22	0	3	2	25	3	35	3	0	5	.314	.317

BATTING WITH RISP

PLAYER	AVG	AB	H	2B	3B	HR	TOT		SP		MOB	BB	IBB	SO	SH	SF	GIDP
							RBI	RBI	MISP	MISP							
Barton,D	.154	13	2	0	0	0	5	5	17	26	1	0	3	0	1	0	
Blanks,K	.300	10	3	0	0	0	5	5	19	28	5	0	2	0	1	1	
Callaspo,A	.235	102	24	6	0	1	32	28	136	193	7	1	15	0	6	7	
Cespedes,Y	.291	117	34	10	2	4	50	41	150	210	12	3	22	0	4	2	
Chavez,J	.000	1	0	0	0	0	0	0	2	3	0	0	1	0	0	0	
Crisp,C	.269	93	25	4	2	2	39	33	136	195	18	2	15	0	6	1	
Donaldson,J	.299	147	44	7	1	6	65	52	215	309	32	5	30	0	4	7	
Dunn,A	.368	19	7	1	0	1	9	7	26	37	1	0	6	0	0	0	
Freiman,N	.217	23	5	1	0	2	8	5	31	47	3	1	5	0	0	3	
Fuld,S	.286	35	10	1	2	0	13	12	49	74	5	1	9	1	0	0	
Gentry,C	.256	39	10	2	0	0	12	12	60	88	8	2	4	2	0	0	
Gomes,J	.217	23	5	0	0	0	5	5	34	48	3	2	7	0	2	1	
Gray,S	.000	1	0	0	0	0	0	0	2	3	0	0	1	1	0	0	
Hammel,J	.000	0	0	0	0	0	0	0	1	2	0	0	0	1	0	0	
Jaso,J	.250	80	20	5	1	2	29	26	109	153	10	1	19	0	2	1	
Johnson,J	.000	1	0	0	0	0	0	0	1	2	0	0	1	0	0	0	
Kazmir,S	.000	2	0	0	0	0	0	0	3	5	0	0	1	0	0	0	
Lowrie,J	.212	118	25	5	0	0	37	35	168	244	16	5	25	0	6	5	
Mills,B	.000	2	0	0	0	0	0	0	2	4	0	0	1	0	0	1	
Moss,B	.243	136	33	7	0	9	57	43	202	282	24	7	38	0	3	3	
Norris,D	.330	106	35	5	0	7	50	34	149	222	16	2	24	0	1	3	
Parrino,A	.000	9	0	0	0	0	1	1	15	20	2	0	2	0	1	0	
Punto,N	.204	49	10	1	1	0	10	10	66	98	6	0	15	0	0	1	
Reddick,J	.250	84	21	4	1	2	33	27	116	166	7	0	11	0	3	2	
Sogard,E	.242	66	16	2	0	0	21	21	94	132	9	0	10	2	2	2	
Soto,G	.250	12	3	1	0	0	8	7	21	32	3	0	3	1	0	1	
Vogt,S	.269	67	18	2	0	1	22	20	85	123	5	2	7	0	1	1	
ATHLETICS	.258	1355	350	64	10	37	511	429	1909	2746	193	34	277	8	43	42	

BATTING WITH THE BASES LOADED

PLAYER	AVG	AB	H	2B	3B	HR	TOT		SP		MOB	BB	IBB	SO	SH	SF	GIDP
							RBI	RBI	MISP	MISP							
Barton,D	1.000	1	1	0	0	0	2	2	2	3	0	0	0	0	0	0	
Blanks,K	.000	0	0	0	0	0	1	1	2	3	0	0	0	0	1	0	
Callaspo,A	.111	9	1	0	0	0	4	4	24	36	1	0	4	0	2	0	
Cespedes,Y	.625	8	5	2	0	0	11	10	16	24	0	0	0	0	0	0	
Chavez,J	.000	1	0	0	0	0	0	0	2	3	0	0	1	0	0	0	
Crisp,C	.333	6	2	0	2	0	12	10	22	33	2	0	1	0	3	0	
Donaldson,J	.235	17	4	1	0	0	13	13	40	60	2	0	4	0	1	2	
Dunn,A	.000	3	0	0	0	0	0	0	6	9	0	0	1	0	0	0	
Freiman,N	.000	0	0	0	0	0	1	1	2	3	1	0	0	0	0	0	
Fuld,S	.200	5	1	0	0	0	3	3	12	18	1	0	2	0	0	0	
Gentry,C	.200	5	1	0	0	0	4	4	12	18	0	0	1	0	0	0	
Gomes,J	.333	3	1	0	0	0	3	3	8	12	0	0	1	0	1	1	
Jaso,J	.167	6	1	1	0	0	4	4	14	21	0	0	1	0	1	0	
Kazmir,S	.000	1	0	0	0	0	0	0	2	3	0	0	1	0	0	0	
Lowrie,J	.188	16	3	0	0	0	10	10	38	57	2	0	4	0	1	0	
Moss,B	.429	14	6	0	0	3	20	14	34	51	1	0	3	0	1	0	
Norris,D	.267	15	4	0	0	1	12	10	36	54	3	0	3	0	0	1	
Parrino,A	.000	1	0	0	0	0	0	0	2	3	0	0	1	0	0	0	
Punto,N	.000	3	0	0	0	0	1	1	6	9	0	0	0	0	0	0	
Reddick,J	.154	13	2	0	0	1	9	7	30	45	0	0	2	0	2	0	
Sogard,E	.500	6	3	0	0	0	4	4	12	18	0	0	1	0	0	1	
Soto,G	.667	3	2	0	0	0	5	5	8	12	1	0	0	0	0	0	
Vogt,S	.429	7	3	1	0	0	7	6	14	21	0	0	1	0	0	0	
ATHLETICS	.280	143	40	5	2	5	126	112	344	516	14	0	32	0	13	5	

BATTING AND PITCHING BREAKDOWN

BATTING

Total	AVG	G	AB	R	H	HR	RBI
Before ASB	.251	95	3305	466	831	98	440
After ASB	.233	67	2240	263	523	48	246
Home	.255	81	2699	376	688	74	354
Away	.234	81	2846	353	666	72	332
Day	.243	58	1986	253	482	49	240
Night	.245	104	3559	476	872	97	446
vs. Left	.239	-	1646	-	393	44	194
vs. Right	.246	-	3899	-	961	102	492
March	.161	1	31	0	5	0	0
April	.265	27	960	148	254	28	138
May	.239	28	949	142	227	37	135
June	.261	26	930	132	243	24	126
July	.251	25	859	113	216	23	106
August	.223	29	943	103	210	22	95
September	.228	26	873	91	199	12	86
Baltimore	.268	6	213	37	57	7	35
Boston	.202	7	228	23	46	4	20
Chicago	.247	7	247	34	61	8	32
Cleveland	.270	6	211	40	57	6	40
Detroit	.243	7	239	29	58	10	28
Houston	.276	19	671	108	185	22	102
Kansas City	.233	7	232	26	54	4	24
Los Angeles	.240	19	659	79	158	15	71
Minnesota	.246	7	240	40	59	7	38
New York	.243	6	202	28	49	8	27
Seattle	.212	19	626	60	133	19	59
Tampa Bay	.198	6	202	17	40	2	16
Texas	.265	19	653	90	173	12	84
Toronto	.226	7	234	19	53	4	16
Atlanta	.157	3	89	8	14	5	8
Miami	.302	3	129	20	39	1	19
New York (NL)	.233	4	133	20	31	3	17
Philadelphia	.211	3	95	11	20	1	11
San Francisco	.265	4	132	19	35	2	19
Washington	.291	3	110	21	32	6	20

PITCHING

Total	ERA	W	L	INN	H	R	ER	HR
Before ASB	3.09	59	36	869.1	750	321	298	80
After ASB	3.42	29	38	594.0	519	251	226	67
Home	3.17	48	33	744.0	638	282	262	65
Away	3.28	40	41	719.1	631	290	262	82
Day	3.10	32	26	528.2	456	196	182	45
Night	3.29	56	48	934.2	813	376	342	102
Starter	3.37	62	51	996.0	888	412	373	106
Reliever	2.91	26	23	467.1	381	160	151	41
March	2.00	0	1	9.0	8	2	2	0
April	2.81	18	9	249.2	206	87	78	19
May	3.08	16	12	251.2	208	89	86	26
June	3.73	17	9	244.0	231	110	101	28
July	3.19	15	10	223.0	192	85	79	23
August	3.71	12	17	252.1	233	114	104	27
September	2.85	10	16	233.2	191	85	74	24
Baltimore	3.76	4	2	55.0	49	24	23	9
Boston	3.80	4	3	64.0	57	28	27	9
Chicago	2.13	3	4	63.1	45	18	15	9
Cleveland	2.50	4	2	54.0	40	15	15	4
Detroit	4.18	2	5	60.1	57	29	28	6
Houston	3.73	11	8	169.0	143	76	70	20
Kansas City	3.30	2	5	60.0	60	24	22	2
Los Angeles	3.31	9	10	176.2	161	76	65	18
Minnesota	3.18	6	1	65.0	54	23	23	5
New York	3.17	4	2	54.0	47	21	19	5
Seattle	2.72	9	10	172.0	136	58	52	18
Tampa Bay	2.38	4	2	56.2	49	16	15	3
Texas	3.58	9	10	168.1	158	74	67	14
Toronto	1.86	4	3	63.0	49	15	13	4
Atlanta	4.50	0	3	24.0	23	15	12	6
Miami	3.66	3	0	32.0	30	14	13	1
New York (NL)	6.43	2	2	35.0	40	25	25	9
Philadelphia	3.21	2	1	28.0	26	10	10	2
San Francisco	1.54	3	1	35.0	29	7	6	2
Washington	1.29	3	0	28.0	16	4	4	1

PLAYER TRANSACTIONS

- Feb. 17 Joe Savery claimed off waivers from Philadelphia; Eric O'Flaherty placed on the 60-day disabled list (Tommy John surgery)
- Feb. 27 Jake Elmore acquired from Chicago (AL) for cash; Andy Parrino designated for assignment
- March 3 Andy Parrino claimed off waivers by Texas
- March 10 Shane Peterson optioned to Sacramento; Raul Alcantara optioned to Midland; Michael Ynoa optioned to Stockton
- March 20 Kent Matthes claimed off waivers from Colorado; Jarrod Parker placed on the 60-day disabled list (Tommy John surgery)
- March 23 Nate Freiman, Arnold Leon and Josh Lindblom optioned to Sacramento
- March 28 Chris Gimenez claimed off waivers by Texas
- March 29 Jake Elmore, Joe Savery and Stephen Vogt optioned to Sacramento; Michael Taylor

OPENING DAY ROSTER

- Pitchers (12):** Fernando Abad, Jesse Chavez, Sean Doolittle, Sonny Gray, Luke Gregerson, Jim Johnson, Scott Kazmir, Tommy Milone, Dan Otero, Drew Pomeranz, Evan Scribner, Dan Straily
- Catchers (2):** John Jaso, Derek Norris
- Infielders (7):** Daric Barton, Alberto Callaspo, Josh Donaldson, Jed Lowrie, Brandon Moss, Nick Punto, Eric Sogard
- Outfielders (4):** Yoenis Céspedes, Coco Crisp, Sam Fuld, Josh Reddick

designated for assignment; Sam Fuld and Hiro Nakajima selected from Sacramento; Nakajima optioned to Sacramento; Ryan Cook placed on the 15-day disabled list retroactive to March 21 (right shoulder)

	tendinitis); Craig Gentry placed on the 15-day disabled list retroactive to March 21 (lower back strain); A.J. Griffin placed on the 15-day disabled list retroactive to March 21 (flexor muscle strain); Fernando Rodriguez placed on the 15-day disabled list retroactive to March 21 (Tommy John surgery)	June 1	Stephen Vogt recalled from Sacramento; Fernando Rodriguez optioned to Sacramento
		June 3	Ryan Cook reinstated from the 15-day disabled list; Josh Reddick placed on the 15-day disabled list retroactive to June 1 (hyperextended right knee)
April 2	Josh Lindblom recalled from Sacramento (26th man for second game); Josh Lindblom optioned to Sacramento (after night game)	June 6	Justin Marks acquired from Kansas City for cash considerations and optioned to Sacramento; Kent Matthes designated for assignment; Eric O'Flaherty sent to Stockton on a rehab assignment
April 3	Jake Elmore's March 29 option voided; Elmore placed on the 15-day disabled list retroactive to March 28 (strained left quad); Michael Taylor and Hiro Nakajima outrighted to Sacramento; Ryan Cook sent to Stockton on a rehab assignment; Fernando Rodriguez sent to Sacramento on a rehab assignment	June 8	Jake Elmore sent to Sacramento on a rehab assignment
April 5	Craig Gentry sent to Stockton on a rehab assignment	June 9	Kent Matthes outrighted to Midland
April 7	Ryan Cook reinstated from the disabled list; Evan Scribner optioned to Sacramento; Craig Gentry transferred to Sacramento on rehab	June 11	Eric O'Flaherty transferred to Sacramento on rehab
April 12	Craig Gentry reinstated from the disabled list; Sam Fuld designated for assignment	June 13	Alberto Callaspo placed on the paternity list; Andy Parrino recalled from Sacramento
April 16	Marcus Walden claimed off waivers from Toronto and optioned to Sacramento	June 16	Alberto Callaspo reinstated from the paternity list; Andy Parrino optioned to Sacramento; Marcus Walden outrighted to Midland; Jake Elmore reinstated from the disabled list and optioned to Sacramento
April 20	Sam Fuld claimed off waivers by Minnesota	June 17	Drew Pomeranz placed on the 15-day disabled list (fractured right hand); Evan Scribner recalled from Sacramento
April 21	Andy Parrino claimed off waivers from Texas and optioned to Sacramento	June 18	Josh Reddick sent to Sacramento on a rehab assignment
April 24	Jake Elmore sent to Sacramento on a rehab assignment	June 20	Brad Mills selected from Sacramento; Evan Scribner optioned to Sacramento; Justin Marks claimed off waivers by Texas
April 29	Fernando Rodriguez reinstated from the disabled list and optioned to Sacramento	June 24	Josh Reddick reinstated from the disabled list; Kyle Blanks placed on the 15-day disabled list retroactive to June 23 (left calf strain)
May 3	Jake Elmore returned from rehab assignment	June 29	Josh Reddick placed on the 15-day disabled list (right knee strain); Nate Freiman recalled from Sacramento
May 4	Nick Buss claimed off waivers from the Los Angeles Dodgers and optioned to Sacramento; A.J. Griffin transferred to the 60-day disabled list	July 3	Eric O'Flaherty reinstated from the disabled list; Jeff Francis designated for assignment
May 7	Arnold Leon recalled from Sacramento (26th man for doubleheader); Arnold Leon optioned to Sacramento following the game	July 5	Jeff Samardzija and Jason Hammel acquired from the Chicago Cubs for Dan Straily and minor leaguers Addison Russell, Billy McKinney and a player to be named later or cash; Nick Buss designated for assignment; Tommy Milone optioned to Sacramento
May 9	Fernando Rodriguez and Joe Savery recalled from Sacramento; Dan Straily optioned to Sacramento; Ryan Cook placed on the 15-day disabled list retroactive to May 8 (strained right forearm)	July 7	Brad Mills designated for assignment; Kenny Wilson claimed off waivers from Toronto and optioned to Sacramento; Nick Buss outrighted to Sacramento
May 15	Kyle Blanks acquired from San Diego for minor leaguer Jake Goebbert and a player to be named later; Daric Barton designated for assignment	July 11	Jeff Francis and cash considerations traded to the New York Yankees for a player to be named later
May 17	Daric Barton cleared waivers and outrighted to Sacramento	July 12	Alberto Callaspo placed on the 15-day disabled list (right hamstring strain); Andy Parrino recalled from Sacramento; Drew Pomeranz sent to Sacramento on a rehab assignment
May 18	Jeff Francis claimed off waivers from Cincinnati; Joe Savery optioned to Sacramento; Jake Elmore transferred to the 60-day disabled list	July 13	Drew Pomeranz reinstated from the disabled list and optioned to Sacramento
May 28	Minor leaguer Ronald Herrera sent to San Diego as the player to be named later in the May 15 trade	July 14	Josh Reddick sent to Stockton on a rehab assignment
May 31	Ryan Cook sent to Stockton on a rehab assignment	July 17	Brad Mills claimed off waivers by Toronto
		July 20	Andy Parrino optioned to Sacramento (following game)

July 22	Josh Reddick reinstated from the disabled list	Aug. 18	Craig Gentry sent to Sacramento on a rehab assignment
July 24	Evan Scribner recalled from Sacramento, Jim Johnson designated for assignment	Aug. 21	Dan Otero optioned to Sacramento; Kyle Blanks returned from rehab assignment
July 25	Deck McGuire acquired from the Toronto Blue Jays for cash considerations and optioned to Sacramento	Aug. 22	Craig Gentry reinstated from the disabled list
July 26	Alberto Callaspo sent to Stockton on a rehab assignment	Aug. 24	Geovany Soto acquired from Texas for cash considerations; Kyle Blanks transferred to the 60-day disabled list; Sean Doolittle placed on the 15-day disabled list (strained right intercostal); Dan Otero recalled from Sacramento
July 27	Alberto Callaspo reinstated from the disabled list; Nate Freiman optioned to Sacramento	Aug. 25	John Jaso placed on the 7-day disabled list retroactive to Aug. 24 (concussion)
July 28	Craig Gentry placed on the 15-day disabled list (broken right hand); Billy Burns selected from Midland; Kenny Wilson designated for assignment	Aug. 27	Drew Pomeranz recalled from Sacramento; Nate Freiman optioned to Beloit
July 31	Jon Lester, Jonny Gomes and cash considerations acquired from Boston for Yoenis Céspedes and a 2015 Competitive Balance Pick; Sam Fuld acquired from Minnesota for Tommy Milone; Jake Elmore designated for assignment; Billy Burns optioned to Sacramento; Kenny Wilson outrighted to Midland	Aug. 28	Evan Scribner recalled from Sacramento; Drew Pomeranz optioned to Beloit
Aug. 1	Jim Johnson released; Evan Scribner designated for assignment	Aug. 30	Jed Lowrie sent to Sacramento on a rehab assignment
Aug. 2	Evan Scribner optioned to Sacramento; Jake Elmore claimed off waivers by Cincinnati	Aug. 31	Adam Dunn acquired from the Chicago White Sox with cash considerations for minor league pitcher Nolan Sanburn; Deck McGuire outrighted to Sacramento
Aug. 3	Nick Punto placed on the 15-day disabled list (right hamstring strain); Nate Freiman recalled from Sacramento	Sept. 1	Jed Lowrie reinstated from the disabled list; Billy Burns and Fernando Rodriguez recalled from Sacramento; Bryan Anderson selected from Sacramento; Joe Savery designated for assignment
Aug. 9	Kyle Blanks sent to Sacramento on a rehab assignment	Sept. 2	Nate Freiman and Drew Pomeranz recalled from Beloit
Aug. 15	Jed Lowrie placed on the 15-day disabled list retroactive to Aug. 14 (fractured right index finger); Andy Parrino recalled from Sacramento	Sept. 4	Joe Savery outrighted to Sacramento
		Sept. 9	Nick Punto reinstated from the disabled list
		Sept. 12	Sean Doolittle reinstated from the disabled list

A'S STARTS IN THE BATTING ORDER, 2014

PLAYER	1	2	3	4	5	6	7	8	9
Barton	-	-	-	-	-	-	-	11	4
Blanks	-	1	-	-	-	1	4	4	3
Burns	1	-	-	-	-	-	-	-	-
Callaspo	-	6	-	-	4	31	29	30	8
Céspedes	-	-	37	21	40	-	-	-	-
Crisp	113	-	-	-	-	-	-	-	-
Donaldson	-	8	112	13	21	1	-	-	-
Dunn	-	3	-	13	-	1	-	-	-
Freiman	-	-	-	-	2	10	8	4	-
Fuld	15	19	-	-	-	-	2	7	3
Gentry	16	13	-	-	-	-	6	7	16
Gomes	-	3	-	9	6	-	-	-	-
Jaso	16	46	-	-	-	8	6	3	-
Lowrie	1	43	10	-	12	43	20	3	-
Moss	-	1	1	91	16	11	7	5	-
Norris	-	3	-	11	47	7	25	10	-
Parrino	-	-	-	-	-	-	-	7	8
Punto	-	1	-	-	-	-	4	17	26
Reddick	-	5	-	-	6	25	38	24	2
Sogard	-	-	-	-	-	-	-	11	81
Soto	-	-	-	-	-	-	2	12	-
Vogt	-	10	2	4	8	24	11	7	1

STATS AT THE ALL-STAR BREAK

PLAYER	AVG	G	AB	R	H	TB	2B	3B	HR	RBI	SH	SF	HP	BB	IBB	SO	CS	OB	SLG	OBP	GI		
																					DP	E	DP
Barton,D	.158	30	57	7	9	10	1	0	0	5	0	1	1	5	0	14	0	0	0	3	.175	.234	
Blanks,A	.333	21	45	9	15	22	1	0	2	7	0	1	2	8	0	13	0	0	3	1	.489	.446	
Callaspo,A	.234	83	282	29	66	87	12	0	3	31	0	4	1	31	1	34	0	1	14	7	.309	.308	
Cespedes,Y	.246	90	353	53	87	156	21	3	14	56	0	3	1	27	3	73	1	2	8	3	.442	.299	
Crisp,C	.291	73	254	47	74	114	17	1	7	31	1	4	0	42	1	36	16	4	1	2	.449	.387	
Donaldson,	.238	92	365	61	87	164	13	2	20	65	0	2	3	40	2	79	3	0	10	15	.449	.317	
Doolittle,	.000	1	1	0	0	0	0	0	0	0	0	0	0	0	0	0	0	0	0	0	0.000	.000	
Freiman,N	.231	9	26	3	6	12	3	0	1	6	0	0	1	1	0	9	0	0	0	0	.462	.286	
Fuld,S	.269	50	167	20	45	65	10	2	2	17	1	2	0	22	1	30	11	2	0	0	.389	.351	
OAK	.200	7	30	5	6	13	0	2	1	4	0	0	0	3	0	6	1	0	0	0	.433	.273	
Gentry,C	.271	73	181	31	49	56	5	1	0	7	1	0	5	12	2	40	16	1	2	1	.309	.333	
Jaso,J	.274	73	226	33	62	101	14	2	7	28	0	1	5	23	1	49	2	0	5	1	.447	.353	
Lowrie,J	.239	90	335	47	80	116	24	0	4	34	1	5	4	39	4	51	0	0	9	9	.346	.321	
Milone,T	.000	1	1	0	0	0	0	0	0	0	0	0	0	0	0	0	0	0	0	0	0.000	.000	
Moss,B	.268	89	321	45	86	170	17	2	21	66	0	2	6	35	5	86	1	0	4	3	.530	.349	
Norris,D	.294	70	197	27	58	94	12	0	8	37	1	1	0	36	1	41	2	1	2	3	.477	.402	
Parrino,A	.333	3	9	1	3	5	2	0	0	1	0	0	0	2	0	1	0	0	0	1	.556	.455	
Punto,N	.213	55	160	18	34	47	7	0	2	12	1	0	0	21	0	49	3	1	4	5	.294	.304	
Reddick,J	.229	54	179	21	41	64	3	4	4	24	0	0	1	16	0	43	1	0	2	2	.358	.296	
Sogard,E	.186	63	156	18	29	34	5	0	0	9	1	1	1	14	0	22	7	2	4	0	.218	.256	
Vogt,S	.358	34	109	11	39	58	3	2	4	17	0	1	1	5	0	13	1	0	1	0	.532	.388	
PITCHERS	.000	95	18	0	0	0	0	0	0	0	1	0	0	0	0	9	0	0	1	5	.000	.000	
OAKLAND	.251	95	3305	466	831	1323	160	19	98	440	7	26	32	360	20	668	54	12	70	61	.400	.328	
OPPONENT	.231	95	3243	321	750	1127	127	5	80	304	18	19	29	257	17	728	53	10	76	63	.348	.292	

PITCHER	W	L	ERA	G	GS	CG	GFSHO	SV	IP	H	R	ER	HR	HB	BB	IBB	SO	WP	BK	AVG	OPP
																					AVG
Abad,F	2	3	1.89	45	0	0	9	0	38.0	21	9	8	3	3	11	2	35	0	0	.165	
Chavez,J	7	6	3.14	19	19	0	0	0	114.2	113	46	40	10	4	36	2	107	7	0	.255	
Cook,R	0	1	3.29	28	0	0	6	0	27.1	21	10	10	3	0	16	1	25	1	0	.210	
Doolittle	1	3	2.89	42	0	0	24	0	43.2	27	14	14	4	0	2	0	63	0	0	.172	
Francis,J	0	1	6.08	9	0	0	7	0	13.1	11	9	9	1	1	3	1	10	1	0	.224	
Gray,S	10	3	2.79	19	19	1	0	1	125.2	106	42	39	7	4	43	2	108	7	0	.227	
Gregerson	2	1	2.12	45	0	0	9	0	46.2	39	11	11	3	0	10	1	41	3	0	.229	
Hammel,J	0	1	3.60	1	1	0	0	0	5.0	6	3	2	1	0	3	0	3	0	0	.286	
Johnson,J	4	2	6.18	36	0	0	17	0	2	39.1	55	28	27	4	3	22	3	27	4	.337	
Kazmir,S	11	3	2.38	19	19	1	0	0	117.1	88	33	31	10	4	27	0	108	6	1	.206	
Lindblom,	0	0	3.86	1	1	0	0	0	4.2	5	2	2	1	1	2	0	2	0	0	.263	
Mills,B	1	1	4.41	3	3	0	0	0	16.1	19	9	8	2	1	7	0	14	1	0	.292	
Milone,T	6	3	3.55	16	16	0	0	0	96.1	91	42	38	12	4	26	2	61	0	0	.245	
O'Flahert	0	0	6.00	3	0	0	0	0	3.0	4	2	2	0	0	0	0	2	1	0	.308	
Otero,D	7	1	2.10	43	0	0	10	0	55.2	49	14	13	2	2	7	2	26	0	0	.236	
Pomeranz,	5	4	2.91	17	8	0	4	0	55.2	46	21	18	7	0	23	0	48	0	0	.225	
Rodriguez	1	0	1.13	6	0	0	2	0	8.0	4	1	1	0	0	2	0	4	0	0	.143	
Samardzic	1	1	2.40	2	2	1	0	0	15.0	9	4	4	1	1	1	0	10	0	0	.180	
Savery,J	0	0	0.00	3	0	0	2	0	4.0	3	0	0	0	0	1	0	0	0	0	.214	
Scribner,	0	0	0.00	2	0	0	2	0	0	1.1	0	0	0	0	0	0	0	0	0	.000	
Straily,D	1	2	4.93	7	7	0	0	0	38.1	33	21	21	9	1	15	1	34	2	0	.232	
OAKLAND	59	36	3.09	95	95	3	92	9	22	869.1	750	321	298	80	29	257	17	728	33	1	.231
OPPONENTS	36	59	4.46	95	95	3	92	4	20	860.0	831	466	426	98	32	360	20	668	35	4	.251

STATS AFTER THE ALL-STAR BREAK

PLAYER	AVG	G	AB	R	H	TB	2B	3B	HR	RBI	SH	SF	HP	BB	IBB	SO	SB	CS	GI			E	SLG	OBP
																			DP	DP	DP			
+Anderson,B	.000	1	1	0	0	0	0	0	0	0	0	0	0	0	0	0	0	0	0	1	0	.000	.000	
+Burns,B	.167	13	6	4	1	1	0	0	0	0	0	0	0	0	0	0	3	1	0	1	1	.167	.167	
Callaspo,A	.197	44	122	8	24	30	3	0	1	8	0	2	0	9	0	16	0	4	1	0	4	.246	.248	
Cespedes,Y	.326	11	46	9	15	29	5	0	3	11	0	1	0	1	0	7	2	0	0	1	0	.630	.333	
Crisp,C	.191	53	209	21	40	54	4	2	2	16	0	2	0	24	1	30	3	1	2	1	2	.258	.272	
Donaldson,	.280	66	243	32	68	113	18	0	9	33	0	2	4	36	3	51	5	0	6	8	4	.465	.379	
Dunn,A	.212	25	66	6	14	21	1	0	2	10	0	0	4	6	0	27	0	0	0	0	0	.318	.316	
Freiman,N	.213	27	61	9	13	27	2	0	4	9	0	0	0	4	1	14	0	0	6	3	4	.443	.262	
Fuld,S	.210	53	157	20	33	49	6	2	2	15	3	0	0	14	1	28	8	1	2	0	0	.312	.275	
Gentry,C	.196	21	51	7	10	11	1	0	0	5	1	0	0	5	0	4	4	1	0	0	1	.216	.268	
Gomes,J	.234	34	64	6	15	16	1	0	0	5	0	2	0	9	2	18	0	0	1	1	1	.250	.320	
Jaso,J	.235	26	81	9	19	31	4	1	2	12	0	1	2	5	0	11	0	0	0	0	0	.383	.292	
Lowrie,J	.269	46	167	12	45	62	5	3	2	16	1	1	1	12	1	28	0	0	5	4	3	.371	.320	
Moss,B	.173	58	179	25	31	49	6	0	4	15	0	1	4	32	2	67	0	0	2	4	2	.274	.310	
Norris,D	.245	57	188	19	46	61	7	1	2	18	0	0	1	18	1	45	0	1	10	3	3	.324	.314	
Parrino,A	.108	18	37	3	4	8	1	0	1	2	0	1	1	1	0	13	0	0	1	0	1	.216	.150	
Punto,N	.184	18	38	3	7	11	0	2	0	2	0	0	0	4	0	7	0	0	1	2	2	.289	.262	
Reddick,J	.299	55	184	32	55	98	13	3	8	30	0	3	0	12	0	20	0	1	1	3	5	.533	.337	
Sogard,E	.267	54	135	20	36	44	5	0	1	13	3	1	0	17	0	15	4	2	2	10	3	.326	.346	
Soto,G	.262	14	42	3	11	15	4	0	0	8	1	0	0	6	0	8	0	0	3	3	3	.357	.354	
Vogt,S	.225	50	160	15	36	58	7	0	5	18	0	0	0	11	2	26	0	0	1	2	3	.363	.275	
PITCHERS	.000	67	3	0	0	0	0	0	0	0	3	0	0	0	0	1	0	0	0	3	0	.000	.000	
OAKLAND	.233	67	2240	263	523	788	93	14	48	246	12	17	17	226	14	436	29	8	48	50	.352	.306		
OPPONENT	.235	67	2208	251	519	815	83	6	67	242	16	13	19	149	11	516	47	18	54	46	.369	.288		

PITCHER	W	L	ERA	G	GS	CG	GFSHO	SV	IP	H	R	ER	HR	HB	BB	IBB	SO	WP	BK	AVG	
																					OPP
Abad,F	0	1	0.93	24	0	0	8	0	0	19.1	13	2	2	1	1	4	1	16	0	0	.194
Chavez,J	1	2	4.60	13	2	0	5	0	0	31.1	29	18	16	7	1	13	1	29	0	0	.244
Cook,R	1	2	3.57	26	0	0	9	0	0	22.2	11	9	9	0	2	6	0	25	2	0	.149
Doolittle	1	1	2.37	19	0	0	16	0	8	19.0	11	5	5	1	0	6	1	26	0	0	.162
Gray,S	4	7	3.47	14	14	1	0	1	0	93.1	81	42	36	8	3	31	0	75	8	0	.239
Gregerson	3	4	2.10	27	0	0	8	0	0	25.2	19	9	6	3	1	5	2	18	3	0	.202
Hammel,J	2	5	4.31	12	11	0	1	0	0	62.2	60	31	30	12	3	18	0	51	2	0	.251
Johnson,J	0	0	45.00	2	0	0	1	0	0	1.0	5	5	5	1	0	1	0	1	0	0	.714
Kazmir,S	4	6	5.42	13	13	1	0	0	0	73.0	83	48	44	6	0	23	1	56	3	0	.287
Lester,J	6	4	2.35	11	11	1	0	1	0	76.2	66	24	20	7	1	16	0	71	1	0	.232
O'Flahert	1	0	1.59	18	0	0	6	0	1	17.0	11	3	3	3	2	4	0	13	2	0	.183
Otero,D	1	1	2.61	29	0	0	4	0	0	31.0	31	10	9	2	0	8	5	19	1	0	.267
Pomeranz,	0	0	0.00	3	2	0	0	0	0	13.1	5	1	0	0	1	3	0	16	0	0	.109
Rodriguez	0	0	0.00	1	0	0	1	0	0	1.0	0	0	0	0	0	0	0	0	0	0	.000
Samardzij	4	5	3.26	14	14	1	0	0	0	96.2	83	38	35	12	3	11	0	89	4	0	.230
Scribner,	1	0	5.23	11	0	0	4	0	0	10.1	11	6	6	4	1	0	0	11	0	0	.262
OAKLAND	29	38	3.42	67	67	4	63	4	9	594.0	519	251	226	67	19	149	11	516	26	0	.235
OPPONENTS	38	29	3.53	67	67	2	65	7	24	596.1	523	263	234	48	17	226	14	436	28	1	.233

APRIL STATISTICS

PLAYER	AVG	G	AB	R	H	TB	2B	3B	HR	RBI	SH	SF	HP	BB	IBB	SO	SB	CS	GI			E	SLG	OBP
																			DP	DP	DP			
Barton,D	.146	24	48	6	7	8	1	0	0	4	0	1	1	4	0	14	0	0	0	0	3	.167	.222	
Callaspo,A	.269	24	93	11	25	38	4	0	3	15	0	0	0	11	1	12	0	0	6	3	.409	.346		
Cespedes,Y	.258	24	89	13	23	44	7	1	4	16	0	1	0	12	1	16	0	1	3	1	.494	.343		
Crisp,C	.278	22	72	14	20	34	3	1	3	11	1	2	0	15	0	14	7	0	1	1	.472	.393		
Donaldson,	.279	28	122	22	34	65	10	0	7	23	0	0	0	11	0	24	0	0	4	6	.533	.338		
Fuld,S	.200	7	30	5	6	13	0	2	1	4	0	0	0	3	0	6	1	0	0	0	.433	.273		
Gentry,C	.317	16	41	10	13	18	3	1	0	1	0	0	0	5	0	9	4	0	0	0	.439	.391		
Jaso,J	.241	23	58	6	14	19	2	0	1	4	0	1	0	10	0	21	1	0	0	0	.328	.348		
Lowrie,J	.286	27	98	18	28	42	8	0	2	11	1	1	4	20	0	13	0	0	2	4	.429	.423		
Moss,B	.264	27	87	12	23	38	3	0	4	21	0	1	5	10	2	19	1	0	1	1	.437	.369		
Norris,D	.386	20	57	8	22	33	5	0	2	12	0	0	0	6	0	8	0	0	1	1	.579	.444		
Punto,N	.208	18	53	4	11	12	1	0	0	1	0	0	0	6	0	12	1	0	1	3	.226	.288		
Reddick,J	.241	25	83	11	20	28	1	2	1	9	0	0	1	8	0	22	1	0	1	1	.337	.315		
Sogard,E	.217	20	60	8	13	16	3	0	0	6	1	1	0	9	0	6	3	1	1	0	.267	.314		
Abad,F	.000	11	0	0	0	0	0	0	0	0	0	0	0	0	0	0	0	0	0	0	.000	.000		
Chavez,J	.000	6	0	0	0	0	0	0	0	0	0	0	0	0	0	0	0	0	0	0	.000	.000		
Cook,R	.000	9	0	0	0	0	0	0	0	0	0	0	0	0	0	0	0	0	0	0	.000	.000		
Doolittle,	.000	13	0	0	0	0	0	0	0	0	0	0	0	0	0	0	0	0	0	0	.000	.000		
Gray,S	.000	6	0	0	0	0	0	0	0	0	0	0	0	0	0	0	0	0	0	0	.000	.000		
Gregerson,	.000	14	0	0	0	0	0	0	0	0	0	0	0	0	0	0	0	0	0	0	.000	.000		
Johnson,J	.000	12	0	0	0	0	0	0	0	0	0	0	0	0	0	0	0	0	0	0	.000	.000		
Kazmir,S	.000	6	0	0	0	0	0	0	0	0	0	0	0	0	0	0	0	0	0	0	1.000	.000		
Lindblom,J	.000	1	0	0	0	0	0	0	0	0	0	0	0	0	0	0	0	0	0	0	.000	.000		
Milone,T	.000	4	0	0	0	0	0	0	0	0	0	0	0	0	0	0	0	0	0	0	.000	.000		
Otero,D	.000	11	0	0	0	0	0	0	0	0	0	0	0	0	0	0	0	0	0	0	.000	.000		
Pomeranz,D	.000	8	0	0	0	0	0	0	0	0	0	0	0	0	0	0	0	0	0	0	.000	.000		
Scribner,E	.000	2	0	0	0	0	0	0	0	0	0	0	0	0	0	0	0	0	0	0	.000	.000		
Straily,D	.000	5	0	0	0	0	0	0	0	0	0	0	0	0	0	0	0	0	0	0	.000	.000		
PITCHERS	.000	28	0	0	0	0	0	0	0	0	0	0	0	0	0	0	0	0	0	0	1.000	.000		
OAKLAND	.261	28	991	148	259	408	51	7	28	138	3	8	11	130	4	196	19	2	21	25	.412	.351		
OPPONENT	.221	28	975	89	215	318	42	2	19	83	5	4	11	74	6	232	20	2	19	17	.326	.282		

PITCHER	W	L	ERA	G	GS	CG	GFSHO	SV	IP	H	R	ER	HR	HB	BB	IBB	SO	WP	BK	AVG	OPP
																					AVG
Abad,F	0	0	0.00	11	0	0	3	0	11.0	2	0	0	0	1	2	0	12	0	0	.057	
Chavez,J	2	0	1.89	6	6	0	0	0	38.0	28	11	8	3	0	8	0	41	2	0	.199	
Cook,R	0	0	0.96	9	0	0	2	0	9.1	2	1	1	0	0	7	0	11	0	0	.065	
Doolittle	0	2	5.68	13	0	0	2	0	12.2	15	8	8	2	0	0	0	15	0	0	.278	
Gray,S	4	1	1.76	6	6	1	0	1	41.0	33	10	8	1	1	14	0	37	5	0	.220	
Gregerson	1	1	3.07	14	0	0	5	0	3	14.2	13	5	5	0	1	0	9	1	0	.232	
Johnson,J	2	2	5.25	12	0	0	6	0	1	12.0	15	7	7	0	1	8	2	13	0	.306	
Kazmir,S	4	0	2.11	6	6	0	0	0	38.1	29	10	9	1	3	7	0	35	3	0	.206	
Lindblom,	0	0	3.86	1	1	0	0	0	4.2	5	2	2	1	1	2	0	2	0	0	.263	
Milone,T	0	2	4.56	4	4	0	0	0	23.2	25	15	12	1	3	8	1	11	0	0	.263	
Otero,D	3	0	1.42	11	0	0	4	0	0	12.2	14	2	2	1	0	4	2	9	0	.269	
Pomeranz,	1	1	1.59	8	0	0	3	0	0	11.1	8	2	2	2	0	5	0	9	0	.195	
Scribner,	0	0	0.00	2	0	0	2	0	0	1.1	0	0	0	0	0	0	0	0	0	.000	
Straily,D	1	1	5.14	5	5	0	0	0	28.0	26	16	16	7	1	8	1	28	2	0	.243	
OAKLAND	18	10	2.78	28	28	1	27	2	5	258.2	215	89	80	19	11	74	6	232	13	0	.221
OPPONENTS	10	18	4.85	28	28	1	27	2	7	256.1	259	148	138	28	11	130	4	196	11	2	.261

MAY STATISTICS

PLAYER	AVG	G	AB	R	H	TB	2B	3B	HR	RBI	SH	SF	HP	BB	IBB	SO	SB	CS	DP	GI			E	SLG	OBP
																				DP	DP	DP			
Barton,D	.222	6	9	1	2	2	0	0	0	1	0	0	0	1	0	0	0	0	0	0	0	.222	.300		
Blanks,K	.316	8	19	4	6	12	0	0	2	2	0	0	1	3	0	6	0	0	2	0	.632	.435			
Callaspo,A	.194	25	72	6	14	16	2	0	0	4	0	0	12	0	13	0	0	4	1	.222	.310				
Cespedes,Y	.234	28	111	17	26	56	8	2	6	21	0	1	0	5	1	26	0	0	2	.505	.265				
Crisp,C	.240	21	75	12	18	24	6	0	0	4	0	1	0	10	0	12	3	2	0	.320	.326				
Donaldson,	.281	27	96	26	27	55	2	1	8	23	0	1	1	22	2	27	1	0	0	3.573	.417				
Gentry,C	.236	24	55	9	13	14	1	0	0	2	1	0	1	4	0	17	5	0	1	.255	.300				
Jaso,J	.359	19	64	13	23	41	4	1	4	10	0	0	3	6	0	13	0	0	2	.641	.438				
Lowrie,J	.189	26	95	11	18	28	7	0	1	9	0	1	0	9	2	10	0	0	3	.295	.257				
Moss,B	.286	27	98	16	28	67	8	2	9	25	0	0	0	12	1	23	0	0	2	.684	.364				
Norris,D	.211	26	71	9	15	27	3	0	3	13	0	1	0	18	0	16	2	0	1	.380	.367				
Punto,N	.286	16	42	7	12	18	3	0	1	7	0	0	0	8	0	12	1	1	2	.429	.400				
Reddick,J	.188	25	85	8	16	29	2	1	3	13	0	0	0	6	0	19	0	0	1	.341	.242				
Sogard,E	.158	20	57	3	9	11	2	0	0	1	0	0	1	2	0	7	1	0	3	.193	.200				
Abad,F	.000	15	0	0	0	0	0	0	0	0	0	0	0	0	0	0	0	0	0	.000	.000				
Chavez,J	.000	5	0	0	0	0	0	0	0	0	0	0	0	0	0	0	0	0	0	.000	.000				
Cook,R	.000	3	0	0	0	0	0	0	0	0	0	0	0	0	0	0	0	0	0	.000	.000				
Doolittle,	.000	11	0	0	0	0	0	0	0	0	0	0	0	0	0	0	0	0	0	.000	.000				
Francis,J	.000	1	0	0	0	0	0	0	0	0	0	0	0	0	0	0	0	0	0	.000	.000				
Gray,S	.000	5	0	0	0	0	0	0	0	0	0	0	0	0	0	0	0	0	0	.000	.000				
Gregerson,	.000	14	0	0	0	0	0	0	0	0	0	0	0	0	0	0	0	0	0	.000	.000				
Johnson,J	.000	10	0	0	0	0	0	0	0	0	0	0	0	0	0	0	0	0	0	.000	.000				
Kazmir,S	.000	5	0	0	0	0	0	0	0	0	0	0	0	0	0	0	0	0	0	.000	.000				
Milone,T	.000	6	0	0	0	0	0	0	0	0	0	0	0	0	0	0	0	0	0	.000	.000				
Otero,D	.000	13	0	0	0	0	0	0	0	0	0	0	0	0	0	0	0	0	0	.000	.000				
Pomeranz,D	.000	6	0	0	0	0	0	0	0	0	0	0	0	0	0	0	0	0	0	.000	.000				
Rodriguez,	.000	6	0	0	0	0	0	0	0	0	0	0	0	0	0	0	0	0	0	.000	.000				
Savery,J	.000	3	0	0	0	0	0	0	0	0	0	0	0	0	0	0	0	0	0	.000	.000				
Straily,D	.000	2	0	0	0	0	0	0	0	0	0	0	0	0	0	0	0	0	0	.000	.000				
PITCHERS	.000	28	0	0	0	0	0	0	0	0	0	0	0	0	0	0	0	0	0	2.000	.000				
OAKLAND	.239	28	949	142	227	400	48	7	37	135	1	5	7	118	6	201	13	3	23	12	.421	.326			
OPPONENT	.225	28	923	89	208	321	35	0	26	85	1	6	6	80	4	190	15	2	26	23	.348	.290			

PITCHER	W	L	ERA	G	GS	CG	GFSHO	SV	IP	H	R	ER	HR	HB	BB	IBB	SO	WP	BK	AVG	
																					AVG
Abad,F	0	2	3.86	15	0	0	2	0	0	11.2	8	6	5	0	6	1	11	0	0	.195	
Chavez,J	2	3	3.90	5	5	0	0	0	30.0	34	15	13	5	1	10	0	23	3	0	.286	
Cook,R	0	1	9.00	3	0	0	1	0	0	3.0	4	3	3	1	0	2	1	4	0	.333	
Doolittle	1	0	0.00	11	0	0	8	0	3	12.1	4	0	0	0	1	0	20	0	0	.103	
Francis,J	0	0	0.00	1	0	0	1	0	0	1.0	0	0	0	0	1	0	1	0	0	.000	
Gray,S	1	0	3.00	5	5	0	0	0	33.0	27	11	11	4	1	10	0	23	1	0	.221	
Gregerson	0	0	1.88	14	0	0	3	0	14.1	11	3	3	2	0	3	1	16	1	0	.212	
Johnson,J	1	0	8.10	10	0	0	5	0	1	10.0	15	9	9	0	1	5	1	3	2	.357	
Kazmir,S	2	2	2.67	5	5	1	0	0	30.1	24	9	9	3	1	6	0	18	3	0	.220	
Milone,T	3	1	2.97	6	6	0	0	0	36.1	31	12	12	5	1	11	0	28	0	0	.225	
Otero,D	1	1	3.05	13	0	0	2	0	0	20.2	16	7	7	1	1	3	7	0	0	.219	
Pomeranz,	4	1	2.70	6	5	0	1	0	0	26.2	20	8	8	3	0	12	0	26	0	.208	
Rodriguez	1	0	1.13	6	0	0	2	0	0	8.0	4	1	1	0	0	2	0	4	0	.143	
Savery,J	0	0	0.00	3	0	0	2	0	0	4.0	3	0	0	0	1	0	0	0	0	.214	
Straily,D	0	1	4.35	2	2	0	0	0	0	10.1	7	5	5	2	0	7	0	6	0	.200	
OAKLAND	16	12	3.08	28	28	1	27	5	4	251.2	208	89	86	26	6	80	4	190	10	0	.225
OPPONENTS	12	16	4.68	28	28	0	28	0	9	248.0	227	142	129	37	7	118	6	201	11	1	.239

JUNE STATISTICS

PLAYER	AVG	G	AB	R	H	TB	2B	3B	HR	RBI	SH	SF	HP	BB	IBB	SO	SB	CS	GI			E	SLG	OBP
																			DP	DP	DP			
Blanks,K	.346	13	26	5	9	10	1	0	0	5	0	1	1	5	0	7	0	0	1	1	.385	.455		
Callaspo,A	.259	23	81	10	21	24	3	0	0	7	0	2	1	8	0	5	0	1	4	2	.296	.326		
Cespedes,Y	.324	26	108	20	35	53	6	0	4	18	0	1	1	8	0	20	1	1	2	1	.491	.373		
Crisp,C	.346	22	81	18	28	44	7	0	3	13	0	1	0	12	1	9	3	0	0	0	.543	.426		
Donaldson,	.181	26	105	9	19	30	0	1	3	15	0	1	1	5	0	23	2	0	4	6	.286	.223		
Doolittle,	.000	1	1	0	0	0	0	0	0	0	0	0	0	0	0	0	0	0	0	0	.000	.000		
Freiman,N	.250	1	4	1	1	4	0	0	1	3	0	0	0	0	0	1	0	0	0	0	.000	.250		
Gentry,C	.286	20	49	9	14	14	0	0	0	1	0	0	3	0	0	8	6	0	1	0	.286	.327		
Jaso,J	.219	22	73	10	16	27	5	0	2	10	0	0	1	6	1	12	1	0	2	0	.370	.288		
Lowrie,J	.185	24	92	11	17	24	4	0	1	11	0	3	0	9	2	23	0	0	4	2	.261	.250		
Milone,T	.000	1	1	0	0	0	0	0	0	0	0	0	0	0	0	0	0	0	0	0	.000	.000		
Moss,B	.253	25	99	11	25	43	3	0	5	14	0	0	1	11	2	33	0	0	0	1	.434	.333		
Norris,D	.349	15	43	8	15	27	3	0	3	10	1	0	0	6	1	7	0	1	0	2	.628	.429		
Parrino,A	.167	2	6	0	1	2	1	0	0	1	0	0	0	1	0	1	0	0	0	1	.333	.286		
Punto,N	.216	13	37	5	8	9	1	0	0	2	1	0	0	6	0	17	0	0	0	2	.243	.326		
Reddick,J	.455	4	11	2	5	7	0	1	0	2	0	0	0	2	0	2	0	0	0	0	.636	.538		
Sogard,E	.188	18	32	7	6	6	0	0	0	2	0	0	0	3	0	5	2	1	0	0	.188	.257		
Vogt,S	.343	22	67	6	23	32	1	1	2	12	0	1	1	2	0	8	1	0	1	0	.478	.366		
Abad,F	.000	13	0	0	0	0	0	0	0	0	0	0	0	0	0	0	0	0	0	0	.000	.000		
Chavez,J	.000	5	3	0	0	0	0	0	0	0	0	0	0	0	0	3	0	0	0	0	.000	.000		
Cook,R	.000	11	0	0	0	0	0	0	0	0	0	0	0	0	0	0	0	0	0	0	.000	.000		
Doolittle,	.000	14	0	0	0	0	0	0	0	0	0	0	0	0	0	0	0	0	0	0	.000	.000		
Francis,J	.000	6	1	0	0	0	0	0	0	0	0	0	0	0	0	1	0	0	0	0	.000	.000		
Gray,S	.000	5	2	0	0	0	0	0	0	0	0	0	0	0	0	1	0	0	0	1	.000	.000		
Gregerson,	.000	14	0	0	0	0	0	0	0	0	0	0	0	0	0	0	0	0	0	0	.000	.000		
Johnson,J	.000	10	1	0	0	0	0	0	0	0	0	0	0	0	0	1	0	0	0	0	.000	.000		
Kazmir,S	.000	6	1	0	0	0	0	0	0	0	0	0	0	0	0	0	0	0	0	0	.000	.000		
Mills,B	.000	2	3	0	0	0	0	0	0	0	0	0	0	0	0	1	0	0	1	0	.000	.000		
Milone,T	.000	5	3	0	0	0	0	0	0	0	0	0	0	0	0	1	0	0	0	0	.000	.000		
Otero,D	.000	15	0	0	0	0	0	0	0	0	0	0	0	0	0	0	0	0	0	0	.000	.000		
Pomeranz,D	.000	3	0	0	0	0	0	0	0	0	0	0	0	0	0	0	0	0	0	0	.000	.000		
PITCHERS	.000	26	14	0	0	0	0	0	0	0	0	0	0	0	8	0	0	1	1	.000	.000			
OAKLAND	.261	26	930	132	243	356	35	3	24	126	2	10	10	84	7	189	16	4	20	19	.383	.326		
OPPONENT	.251	26	921	110	231	355	34	3	28	105	8	8	11	75	3	210	13	4	22	15	.385	.312		

PITCHER	W	L	ERA	G	GS	CG	GFSHO	SV	IP	H	R	ER	HR	HB	BB	IBB	SO	WP	BK	OPP	
																				AVG	
Abad,F	2	1	2.70	13	0	0	2	0	10.0	8	3	3	3	2	3	1	8	0	0	.242	
Chavez,J	2	1	3.30	5	5	0	0	0	30.0	29	12	11	1	3	10	0	23	1	0	.257	
Cook,R	0	0	5.06	11	0	0	1	0	10.2	13	6	6	2	0	6	0	10	0	0	.310	
Doolittle	0	1	3.14	14	0	0	11	0	7	14.1	6	5	5	1	0	1	0	22	0	.122	
Francis,J	0	1	7.84	6	0	0	4	0	1	10.1	11	9	9	1	1	2	1	8	1	.275	
Gray,S	2	2	5.40	5	5	0	0	0	30.0	31	18	18	1	2	13	1	30	0	0	.267	
Gregerson	1	0	1.84	14	0	0	1	0	14.2	11	3	3	1	0	5	0	15	1	0	.216	
Johnson,J	1	0	2.77	10	0	0	4	0	13.0	17	5	4	3	1	8	0	10	1	0	.309	
Kazmir,S	3	1	3.12	6	6	0	0	0	34.2	29	13	12	6	0	11	0	38	0	0	.223	
Mills,B	1	0	4.35	2	2	0	0	0	10.1	13	6	5	1	1	4	0	8	0	0	.310	
Milone,T	3	0	4.15	5	5	0	0	0	30.1	31	15	14	6	0	6	0	16	0	0	.267	
Otero,D	2	0	1.50	15	0	0	3	0	1	18.0	14	4	3	0	1	0	0	0	0	.209	
Pomeranz,	0	2	4.08	3	3	0	0	0	17.2	18	11	8	2	0	6	0	13	0	0	.269	
OAKLAND	17	9	3.73	26	26	0	26	0	10	244.0	231	110	101	28	11	75	3	210	4	0	.251
OPPONENTS	9	17	4.51	26	26	0	26	1	2	241.1	243	132	121	24	10	84	7	189	8	0	.261

JULY STATISTICS

PLAYER	AVG	G	AB	R	H	TB	2B	3B	HR	RBI	SH	SF	HP	BB	IBB	SO	SB	CS	GI		E	SLG	OBP
																			DP	CP			
+Burns,B	.000	3	5	0	0	0	0	0	0	0	0	0	0	0	0	0	0	0	0	0	1	.000	.000
Callaspo,A	.182	14	44	2	8	11	3	0	0	7	0	2	0	0	0	5	0	0	1	1	1	.250	.174
Cespedes,Y	.198	23	91	12	18	32	5	0	3	12	0	1	0	3	1	18	2	0	1	2	3	.352	.221
Crisp,C	.208	15	53	7	11	15	1	0	1	4	0	1	0	10	0	6	3	2	0	0	0	.283	.328
Donaldson,	.244	23	86	15	21	41	5	0	5	15	0	1	2	10	0	12	1	0	3	3	3	.477	.333
Freiman,N	.207	13	29	3	6	9	3	0	0	3	0	0	1	1	0	9	0	0	0	0	0	.310	.258
Gentry,C	.231	20	52	7	12	13	1	0	0	6	0	0	1	4	2	7	3	1	0	0	0	.250	.298
Jaso,J	.323	19	65	9	21	34	6	2	1	14	0	1	1	4	0	7	0	0	1	0	0	.523	.366
Lowrie,J	.304	24	92	12	28	41	8	1	1	9	1	1	0	6	0	12	0	0	2	2	4	.446	.343
Moss,B	.233	22	86	12	20	38	3	0	5	12	0	1	1	6	1	24	0	0	1	0	0	.442	.287
Norris,D	.286	19	56	7	16	21	2	0	1	5	0	0	0	9	0	13	0	0	1	0	0	.375	.385
Parrino,A	.333	3	6	1	2	3	1	0	0	0	0	0	0	1	0	3	0	0	0	0	0	.500	.429
Punto,N	.111	16	45	3	5	10	2	0	1	2	0	0	0	4	0	10	1	0	2	1	0	.222	.184
Reddick,J	.323	9	31	7	10	20	4	0	2	4	0	1	0	1	0	2	0	0	0	0	0	.645	.333
Sogard,E	.267	12	30	8	8	10	2	0	0	2	0	0	0	3	0	5	2	0	0	2	3	.333	.333
Vogt,S	.357	23	84	8	30	48	7	1	3	11	0	0	0	5	1	8	0	0	0	0	0	.571	.393

Abad,F	.000	11	0	0	0	0	0	0	0	0	0	0	0	0	0	0	0	0	0	0	0	.000	.000
Chavez,J	.000	5	0	0	0	0	0	0	0	0	0	0	0	0	0	0	0	0	0	0	0	.000	.000
Cook,R	.000	12	0	0	0	0	0	0	0	0	0	0	0	0	0	0	0	0	0	0	0	.000	.000
Doolittle,	.000	9	0	0	0	0	0	0	0	0	0	0	0	0	0	0	0	0	0	0	0	.000	.000
Francis,J	.000	2	0	0	0	0	0	0	0	0	0	0	0	0	0	0	0	0	0	0	0	.000	.000
Gray,S	.000	5	0	0	0	0	0	0	0	0	0	0	0	0	0	0	0	0	0	1	0	.000	.000
Gregerson,	.000	8	0	0	0	0	0	0	0	0	0	0	0	0	0	0	0	0	0	0	0	.000	.000
Hammel,J	.000	4	1	0	0	0	0	0	0	0	1	0	0	0	0	0	0	0	0	0	0	.000	.000
Johnson,J	.000	6	0	0	0	0	0	0	0	0	0	0	0	0	0	0	0	0	0	0	0	.000	.000
Kazmir,S	.000	4	3	0	0	0	0	0	0	0	0	0	0	0	1	0	0	0	0	0	0	.000	.000
Mills,B	.000	1	0	0	0	0	0	0	0	0	0	0	0	0	0	0	0	0	0	0	0	.000	.000
Milone,T	.000	1	0	0	0	0	0	0	0	0	0	0	0	0	0	0	0	0	0	0	0	.000	.000
O'Flaherty	.000	8	0	0	0	0	0	0	0	0	0	0	0	0	0	0	0	0	0	0	0	.000	.000
Otero,D	.000	10	0	0	0	0	0	0	0	0	0	0	0	0	0	0	0	0	0	0	0	.000	.000
Samardzija	.000	5	0	0	0	0	0	0	0	0	0	0	0	0	0	0	0	0	0	0	0	.000	.000
Scribner,E	.000	4	0	0	0	0	0	0	0	0	0	0	0	0	0	0	0	0	0	0	0	.000	.000
PITCHERS	.000	25	4	0	0	0	0	0	0	0	1	0	0	0	1	0	0	0	1	0	0	.000	.000

OAKLAND	.251	25	859	113	216	346	53	4	23	106	2	9	6	67	5	142	12	3	12	13	.403	.307
OPPONENT	.231	25	830	85	192	292	27	2	23	82	4	2	5	61	6	185	9	5	20	14	.352	.287

PITCHER	W	L	ERA	G	GS	CG	GFSHO	SV	IP	H	R	ER	HR	HB	BB	IBB	SO	WP	BK	OPP	
																				AVG	
Abad,F	0	1	0.84	11	0	0	4	0	10.2	6	1	1	1	0	0	0	8	0	0	0	.162
Chavez,J	2	3	5.20	5	5	0	0	0	27.2	31	16	16	4	0	13	2	32	1	0	0	.279
Cook,R	0	0	0.00	12	0	0	4	0	11.0	4	0	0	0	1	2	0	6	1	0	0	.111
Doolittle,	0	0	0.96	9	0	0	7	0	5	9.1	2	1	1	1	0	2	0	12	0	0	.067
Francis,J	0	0	0.00	2	0	0	2	0	0	2.0	0	0	0	0	0	0	1	0	0	0	.000
Gray,S	5	0	1.03	5	5	0	0	0	35.0	25	6	4	1	0	12	1	31	1	0	0	.200
Gregerson,	0	0	0.00	8	0	0	1	0	7.2	6	0	0	0	0	3	0	4	0	0	0	.214
Hammel,J	0	4	9.53	4	4	0	0	0	17.0	26	20	18	5	0	10	0	12	0	0	0	.351
Johnson,J	0	0	20.25	6	0	0	3	0	5.1	13	12	12	2	0	2	0	2	1	0	0	.542
Kazmir,S	3	0	1.38	4	4	0	0	0	26.0	20	5	4	1	0	6	0	25	1	1	0	.211
Mills,B	0	1	4.50	1	1	0	0	0	6.0	6	3	3	1	0	3	0	6	1	0	0	.261
Milone,T	0	0	0.00	1	1	0	0	0	6.0	4	0	0	0	0	1	1	6	0	0	0	.174
O'Flaherty	1	0	2.00	8	0	0	1	0	9.0	7	2	2	0	1	1	0	7	2	0	0	.194
Otero,D	1	0	3.72	10	0	0	1	0	9.2	13	5	4	1	0	2	2	3	0	0	0	.333
Samardzija	2	1	3.19	5	5	1	0	0	36.2	26	13	13	5	3	4	0	27	1	0	0	.203
Scribner,	1	0	2.25	4	0	0	1	0	4.0	3	1	1	1	0	0	0	3	0	0	0	.200
OAKLAND	15	10	3.19	25	25	1	24	2	5	223.0	192	85	79	23	5	61	6	185	9	1	.231
OPPONENTS	10	15	4.27	25	25	3	22	1	5	221.1	216	113	105	23	6	67	5	142	11	1	.251

AUGUST STATISTICS

PLAYER	AVG	G	AB	R	H	TB	2B	3B	HR	RBI	SH	SF	HP	BB	IBB	SO	SB	CS	GI			
																			DP	E	SLG	OBP
Callaspo,A	.220	26	91	7	20	25	2	0	1	6	0	2	0	5	0	12	0	0	3	1	.275	.255
Crisp,C	.191	23	89	10	17	30	3	2	2	13	0	1	0	8	1	13	0	0	0	1	.337	.255
Donaldson,	.313	28	96	9	30	47	8	0	3	12	0	1	3	17	0	23	4	0	1	3	.490	.427
Freiman,N	.286	8	21	4	6	17	2	0	3	6	0	0	0	2	1	5	0	0	2	2	.810	.348
Fuld,S	.244	28	82	12	20	28	3	1	1	5	0	0	0	6	0	15	6	1	1	0	.341	.295
Gentry,C	.105	7	19	2	2	2	0	0	0	0	1	0	0	1	0	2	2	0	0	0	.105	.150
Gomes,J	.250	17	32	3	8	8	0	0	0	5	0	2	0	6	1	9	0	0	1	0	.250	.350
Jaso,J	.149	16	47	4	7	11	1	0	1	2	0	0	2	2	0	7	0	0	0	0	.234	.216
Lowrie,J	.200	9	30	1	6	9	1	1	0	2	0	0	0	2	0	7	0	0	0	1	.300	.250
Moss,B	.169	24	77	9	13	16	3	0	0	4	0	0	2	18	1	37	0	0	0	2	.208	.340
Norris,D	.202	26	89	6	18	26	5	0	1	9	0	0	1	7	1	26	0	0	5	0	.292	.268
Parrino,A	.103	12	29	2	3	7	1	0	1	2	0	1	1	1	0	9	0	0	1	0	.241	.156
Punto,N	.500	1	2	0	1	1	0	0	0	1	0	0	0	0	0	0	0	0	0	0	.500	.500
Reddick,J	.271	26	85	14	23	41	4	1	4	12	0	0	0	6	0	10	0	1	0	2	.482	.319
Sogard,E	.267	25	60	9	16	22	3	0	1	7	2	1	0	12	0	7	2	0	2	7	.367	.384
Soto,G	.400	2	5	1	2	3	1	0	0	0	0	0	0	2	0	1	0	0	0	0	.600	.571
Vogt,S	.212	26	85	10	18	32	2	0	4	9	0	0	0	4	0	17	0	0	0	2	.376	.247
Abad,F	.000	10	0	0	0	0	0	0	0	0	0	0	0	0	0	0	0	0	0	0	.000	.000
Chavez,J	.000	9	0	0	0	0	0	0	0	0	0	0	0	0	0	0	0	0	0	0	.000	.000
Cook,R	.000	12	0	0	0	0	0	0	0	0	0	0	0	0	0	0	0	0	0	0	.000	.000
Doolittle,	.000	7	0	0	0	0	0	0	0	0	0	0	0	0	0	0	0	0	0	0	.000	.000
Gray,S	.000	6	0	0	0	0	0	0	0	0	2	0	0	0	0	0	0	0	0	0	.000	.000
Gregerson,	.000	10	0	0	0	0	0	0	0	0	0	0	0	0	0	0	0	0	0	0	.000	.000
Hammel,J	.000	4	1	0	0	0	0	0	0	0	0	0	0	0	0	0	0	0	0	1	.000	.000
Kazmir,S	.000	6	0	0	0	0	0	0	0	0	0	0	0	0	0	0	0	0	0	0	.000	.000
Lester,J	.000	6	2	0	0	0	0	0	0	0	0	0	0	0	0	1	0	0	0	0	.000	.000
O'Flaherty	.000	8	0	0	0	0	0	0	0	0	0	0	0	0	0	0	0	0	0	0	.000	.000
Otero,D	.000	11	0	0	0	0	0	0	0	0	0	0	0	0	0	0	0	0	0	0	.000	.000
Pomeranz,D	.000	1	0	0	0	0	0	0	0	0	0	0	0	0	0	0	0	0	0	0	.000	.000
Samardzija	.000	6	0	0	0	0	0	0	0	0	0	0	0	0	0	0	0	0	0	0	.000	.000
Scribner,E	.000	2	0	0	0	0	0	0	0	0	0	0	0	0	0	0	0	0	0	0	.000	.000
PITCHERS	.000	29	3	0	0	0	0	0	0	0	2	0	0	0	0	1	0	0	0	2	.000	.000
OAKLAND	.223	29	942	103	210	325	39	5	22	95	5	8	9	99	5	201	14	2	16	23	.345	.301
OPPONENT	.244	29	956	114	233	351	33	2	27	110	8	7	7	68	3	206	20	1	23	21	.367	.297
PITCHER	W	L	ERA	G	GS	CG	GFSHO	SV	IP	H	R	ER	HR	HB	BB	IBB	SO	WP	BK	OPP		
																				AVG		
Abad,F	0	0	0.00	10	0	0	2	0	0	8.1	4	0	0	0	0	2	0	10	0	0	.143	
Chavez,J	0	0	2.75	9	0	0	4	0	0	19.2	17	8	6	3	1	8	1	15	0	0	.233	
Cook,R	1	1	6.10	12	0	0	5	0	0	10.1	7	7	7	0	1	2	0	13	1	0	.189	
Doolittle	0	0	0.00	7	0	0	6	0	4	6.2	7	0	0	0	1	0	11	0	0	0	.259	
Gray,S	1	4	4.38	6	6	0	0	0	0	39.0	39	21	19	4	1	13	0	28	6	0	.264	
Gregerson	1	2	5.19	10	0	0	2	0	0	8.2	6	6	5	2	1	0	0	5	1	0	.182	
Hammel,J	1	1	2.86	4	4	0	0	0	0	22.0	20	7	7	5	2	8	0	15	2	0	.235	
Kazmir,S	2	4	7.80	6	6	0	0	0	0	30.0	38	26	26	3	0	12	0	16	0	0	.319	
Lester,J	3	2	2.66	6	6	1	0	1	0	40.2	35	14	12	3	0	8	0	37	1	0	.230	
O'Flaherty	0	0	1.42	8	0	0	4	0	1	6.1	4	1	1	1	0	3	0	5	1	0	.200	
Otero,D	1	0	1.26	11	0	0	3	0	0	14.1	14	2	2	0	0	4	2	9	0	0	.269	
Pomeranz,	0	0	0.00	1	1	0	0	0	0	5.1	3	1	0	0	0	1	0	7	0	0	.150	
Samardzij	2	3	3.92	6	6	1	0	0	0	39.0	37	19	17	4	1	6	0	35	3	0	.240	
Scribner,	0	0	9.00	2	0	0	1	0	0	2.0	2	2	2	2	0	0	0	0	0	0	.250	
OAKLAND	12	17	3.71	29	29	2	27	2	5	252.1	233	114	104	27	7	68	3	206	15	0	.244	
OPPONENTS	17	12	3.15	29	29	1	28	4	9	254.2	210	103	89	22	9	99	5	201	7	0	.223	

SEPTEMBER STATISTICS

PLAYER	AVG	G	AB	R	H	TB	2B	3B	HR	RBI	SH	SF	HP	BB	IBB	SO	SB	CS	GI			E	SLG	OBP
																			DP	DP	DP			
+Anderson,B	.000	1	1	0	0	0	0	0	0	0	0	0	0	0	0	0	0	0	0	1	0	.000	.000	
+Burns,B	1.000	10	1	4	1	1	0	0	0	0	0	0	0	0	0	0	3	1	0	0	.000	1.000		
Callaspo,A	.130	15	23	1	3	4	1	0	0	0	0	0	4	0	3	0	0	0	0	0	.174	.259		
Crisp,C	.215	23	93	7	20	21	1	0	0	2	0	0	11	0	12	3	1	2	0	.226	.298			
Donaldson,	.233	26	103	12	24	39	6	0	3	10	0	0	11	3	21	0	0	4	2	.379	.307			
Dunn,A	.212	25	66	6	14	21	1	0	2	10	0	4	6	0	27	0	0	0	0	.318	.316			
Freiman,N	.182	14	33	4	6	9	0	0	1	3	0	0	2	0	8	0	0	4	1	.273	.229			
Fuld,S	.173	25	75	8	13	21	3	1	1	10	3	0	0	8	1	13	2	0	1	.280	.253			
Gentry,C	.267	7	15	1	4	5	1	0	0	2	1	0	0	3	1	0	1	0	0	.333	.389			
Gomes,J	.219	17	32	3	7	8	1	0	0	0	0	0	3	1	9	0	0	0	1	.250	.286			
Lowrie,J	.295	26	95	6	28	34	1	1	1	8	0	1	5	1	14	0	0	3	2	.358	.337			
Moss,B	.151	22	53	10	8	17	3	0	2	5	0	1	1	10	0	17	0	0	2	.321	.292			
Norris,D	.261	21	69	8	18	21	1	1	0	6	0	0	0	8	0	16	0	1	4	.304	.338			
Parrino,A	.200	4	5	1	1	1	0	0	0	0	0	0	0	0	1	0	0	0	0	.200	.200			
Punto,N	.211	9	19	2	4	8	0	2	0	1	0	0	1	0	5	0	0	0	1	.421	.250			
Reddick,J	.324	20	68	11	22	37	5	2	14	0	2	0	5	0	8	0	0	1	1	.544	.360			
Sogard,E	.250	22	52	3	13	13	0	0	0	4	1	0	0	2	0	7	1	2	0	1	.250	.278		
Soto,G	.243	12	37	2	9	12	3	0	0	8	1	0	0	4	0	7	0	0	3	.324	.317			
Vogt,S	.121	13	33	2	4	4	0	0	0	3	0	0	0	5	1	6	0	0	1	.121	.237			

Abad,F	.000	9	0	0	0	0	0	0	0	0	0	0	0	0	0	0	0	0	0	.000	.000	
Chavez,J	.000	2	0	0	0	0	0	0	0	0	0	0	0	0	0	0	0	0	0	.000	.000	
Cook,R	.000	7	0	0	0	0	0	0	0	0	0	0	0	0	0	0	0	0	0	.000	.000	
Doolittle,	.000	7	0	0	0	0	0	0	0	0	0	0	0	0	0	0	0	0	0	.000	.000	
Gray,S	.000	6	0	0	0	0	0	0	0	0	0	0	0	0	0	0	0	0	0	1	.000	.000
Gregerson,	.000	12	0	0	0	0	0	0	0	0	0	0	0	0	0	0	0	0	0	.000	.000	
Hammel,J	.000	5	0	0	0	0	0	0	0	1	0	0	0	0	0	0	0	0	0	.000	.000	
Kazmir,S	.000	5	0	0	0	0	0	0	0	0	0	0	0	0	0	0	0	0	0	.000	.000	
Lester,J	.000	5	0	0	0	0	0	0	0	0	0	0	0	0	0	0	0	0	0	.000	.000	
O'Flaherty	.000	5	0	0	0	0	0	0	0	0	0	0	0	0	0	0	0	0	0	.000	.000	
Otero,D	.000	12	0	0	0	0	0	0	0	0	0	0	0	0	0	0	0	0	0	.000	.000	
Pomeranz,D	.000	2	0	0	0	0	0	0	0	0	0	0	0	0	0	0	0	0	0	.000	.000	
Rodriguez,	.000	1	0	0	0	0	0	0	0	0	0	0	0	0	0	0	0	0	0	.000	.000	
Samardzija	.000	5	0	0	0	0	0	0	0	0	0	0	0	0	0	0	0	0	0	.000	.000	
Scribner,E	.000	5	0	0	0	0	0	0	0	0	0	0	0	0	0	0	0	0	0	.000	.000	
PITCHERS	.000	26	0	0	0	0	0	0	0	1	0	0	0	0	0	0	0	0	1	.000	.000	
OAKLAND	.228	26	873	91	199	276	27	7	12	86	7	3	6	88	7	175	9	6	26	18	.316	.302
OPPONENT	.226	26	846	85	191	306	39	2	24	81	8	5	8	48	6	221	23	14	20	19	.362	.272

PITCHER	W	L	ERA	G	GS	CG	GFSHO	SV	IP	H	R	ER	HR	HB	BB	IBB	SO	WP	BK	AVG	
																					Abad,F
Chavez,J	0	1	27.00	2	0	0	1	0	0.2	3	2	2	1	0	0	0	2	0	0	.600	
Cook,R	0	1	3.18	7	0	0	2	0	5.2	2	2	2	0	0	3	0	6	1	0	.125	
Doolittle	1	1	6.14	7	0	0	6	0	2	7.1	4	5	5	1	0	3	1	9	0	.154	
Gray,S	1	3	3.29	6	6	1	0	1	0	41.0	33	18	15	4	2	12	0	34	2	.229	
Gregerson	2	2	0.73	12	0	0	5	0	0	12.1	11	3	1	1	0	3	2	10	2	.250	
Hammel,J	1	1	2.20	5	4	0	1	0	0	28.2	20	7	7	3	1	3	0	27	0	.198	
Kazmir,S	1	2	4.35	5	5	1	0	0	0	31.0	31	18	15	2	0	8	1	32	2	.252	
Lester,J	3	2	2.00	5	5	0	0	0	0	36.0	31	10	8	4	1	8	0	34	0	.235	
O'Flaherty	0	0	3.86	5	0	0	1	0	0	4.2	4	2	2	2	1	0	0	3	0	.235	
Otero,D	0	1	3.18	12	0	0	1	0	0	11.1	9	4	4	1	0	2	1	8	1	.220	
Pomeranz,	0	0	0.00	2	1	0	0	0	0	8.0	2	0	0	0	1	2	0	9	0	.077	
Rodriguez	0	0	0.00	1	0	0	1	0	0	1.0	0	0	0	0	0	0	0	0	0	.000	
Samardzij	1	2	2.25	5	5	0	0	0	0	36.0	29	10	9	4	0	2	0	37	0	.225	
Scribner,	0	0	6.23	5	0	0	2	0	0	4.1	6	3	3	1	1	0	0	8	0	.316	
OAKLAND	10	16	2.85	26	26	0	24	2	2	233.2	191	85	74	24	8	48	6	221	8	0	.226
OPPONENTS	16	10	2.95	26	26	0	26	3	12	234.2	199	91	77	12	6	88	7	175	15	1	.228

STATS AT HOME

BATTER	AVG	G	AB	R	H	2B	3B	HR	RBI	SH	SF	HP	BB	SO	SB	CS	DP	E
Anderson,B	.000	1	1	0	0	0	0	0	0	0	0	0	0	0	0	0	1	0
Barton,D	.182	15	33	2	6	1	0	0	1	0	0	0	2	6	0	0	0	1
Blanks,K	.381	10	21	8	8	0	0	2	2	0	0	1	4	7	0	0	0	1
SEASON TOTAL	.323	15	31	9	10	0	0	2	2	0	0	1	4	10	0	0	0	1
Burns,B	.000	5	0	2	0	0	0	0	0	0	0	0	0	0	1	0	0	0
Callaspo,A	.270	57	178	17	48	7	0	3	21	0	3	1	16	18	0	1	6	4
Cespedes,Y	.249	50	189	33	47	7	2	11	33	0	1	0	17	33	0	1	4	1
SEASON TOTAL	.252	75	286	48	72	13	2	13	49	0	3	0	22	58	3	1	8	2
Crisp,C	.274	64	234	33	64	9	3	4	31	1	4	0	34	36	13	2	1	1
Donaldson,J	.233	78	296	40	69	15	0	11	45	0	2	3	37	60	5	0	4	11
Dunn,A	.250	15	36	6	9	0	0	2	6	0	0	4	3	13	0	0	0	0
SEASON TOTAL	.205	71	229	25	47	9	0	9	37	0	4	5	36	91	0	0	2	1
Freiman,N	.245	22	49	6	12	4	0	1	7	0	0	0	5	12	0	0	2	1
Fuld,S	.185	33	108	10	20	3	4	0	9	0	0	0	10	20	6	1	2	0
SEASON TOTAL	.209	60	191	16	40	7	4	0	18	1	1	0	22	33	12	3	2	1
Gentry,C	.308	45	117	21	36	4	0	0	11	2	0	5	9	22	10	2	1	0
Gomes,J	.200	19	35	3	7	0	0	0	2	0	0	0	5	10	0	0	0	1
SEASON TOTAL	.234	60	145	17	34	6	0	4	23	0	2	2	20	42	0	0	3	4
Jaso,J	.280	49	150	23	42	10	1	5	21	0	1	5	18	32	1	0	4	0
Lowrie,J	.251	73	267	33	67	13	2	4	22	2	2	1	30	38	0	0	7	9
Moss,B	.197	70	228	30	45	9	1	12	34	0	2	3	31	70	0	0	4	1
Norris,D	.303	64	185	26	56	11	0	7	38	0	1	1	29	39	1	1	5	4
Parrino,A	.217	10	23	2	5	2	0	1	3	0	1	1	1	9	0	0	0	1
Punto,N	.212	32	85	12	18	3	2	1	10	1	0	0	12	24	2	1	2	5
Reddick,J	.312	51	173	30	54	12	2	5	22	0	3	1	15	22	0	1	1	2
Sogard,E	.263	59	133	20	35	6	0	1	11	4	2	1	19	19	8	1	3	5
Soto,G	.174	7	23	2	4	2	0	0	7	0	0	0	4	4	0	0	3	1
SEASON TOTAL	.205	11	39	4	8	3	0	1	9	0	0	0	4	8	0	0	4	1
Vogt,S	.269	44	134	17	36	6	2	4	18	0	1	0	10	22	0	0	0	0
PITCHERS	.000	81	1	0	0	0	0	0	0	0	0	0	0	0	0	0	0	2
TOTALS	.255	81	2699	376	688	124	19	74	354	10	23	27	311	516	47	11	50	51

PITCHER	ERA	W	L	G	GS	CG	SHO	SV	IP	AB	H	R	ER	HR	HB	BB	SO	WP	AVG
Abad,F	2.48	1	4	36	0	0	0	0	32.2	109	20	10	9	4	3	9	24	0	.183
Chavez,J	2.67	5	2	15	9	0	0	0	67.1	252	59	21	20	4	2	25	57	3	.234
Cook,R	3.03	1	2	29	0	0	0	0	29.2	100	18	10	10	2	1	10	30	1	.180
Doolittle,S	1.72	2	2	34	0	0	0	12	36.2	126	17	7	7	2	0	5	51	0	.135
Francis,J	18.00	0	0	2	0	0	0	0	3.0	16	7	6	6	0	0	0	1	1	.438
SEASON TOTAL	9.31	1	1	5	1	0	0	0	9.2	43	14	10	10	2	0	6	1	3.26	
Gray,S	3.60	8	7	18	18	0	0	0	115.0	432	108	52	46	10	2	39	103	8	.250
Gregerson,L	1.85	2	2	39	0	0	0	1	39.0	138	28	8	8	2	0	7	28	3	.203
Hammel,J	2.56	2	1	6	5	0	0	0	31.2	118	28	9	9	4	1	10	25	2	.237
SEASON TOTAL	2.43	6	2	13	12	0	0	0	77.2	282	63	21	21	10	2	17	66	5	.223
Johnson,J	12.86	0	2	17	0	0	0	2	14.0	67	30	20	20	2	2	13	11	1	.448
SEASON TOTAL	11.09	0	2	24	0	0	0	2	18.2	86	34	25	23	2	2	19	15	1	.395
Kazmir,S	3.62	8	4	16	16	1	0	0	102.0	386	96	46	41	7	2	22	82	7	.249
Lester,J	2.01	3	2	6	6	1	1	0	44.2	163	37	12	10	3	0	6	37	1	.227
SEASON TOTAL	1.95	8	6	17	17	1	1	0	120.0	448	102	38	26	5	2	23	124	2	.228
Lindblom,J	3.86	0	0	1	1	0	0	0	4.2	19	5	2	2	1	1	2	2	0	.263
Mills,B	4.50	0	0	1	1	0	0	0	4.0	15	4	3	2	0	1	4	4	0	.267
SEASON TOTAL	15.00	0	0	2	1	0	0	0	6.0	28	11	11	10	3	1	5	7	0	.393
Milone,T	2.74	3	0	8	8	0	0	0	49.1	186	42	15	15	5	2	13	33	0	.226
SEASON TOTAL	4.14	3	1	11	11	0	0	0	58.2	236	61	30	27	7	3	19	40	0	.258
O'Flaherty,E	0.00	1	0	11	0	0	0	0	9.1	34	4	0	0	0	0	1	1	5	.218
Otero,D	2.63	3	1	35	0	0	0	1	41.0	158	42	14	12	2	1	5	17	0	.266
Pomeranz,D	3.48	4	1	10	5	0	0	0	31.0	111	19	13	12	3	1	12	34	0	.171
Rodriguez,F	0.00	1	0	4	0	0	0	0	4.0	14	2	0	0	0	0	0	2	0	.143
Samardzija,J	3.12	4	2	9	9	0	0	0	60.2	225	49	22	21	8	3	7	48	1	.218
SEASON TOTAL	2.68	5	6	18	18	0	0	0	121.0	446	97	43	36	12	6	24	105	5	.217
Savery,J	0.00	0	0	2	0	0	0	0	2.0	7	1	0	0	0	0	0	0	0	.143
Scribner,E	5.06	0	0	6	0	0	0	0	5.1	23	7	3	3	1	1	0	5	0	.304
Straily,D	4.76	0	1	3	3	0	0	0	17.0	62	15	9	9	5	1	7	16	2	.242
SEASON TOTAL	6.75	0	1	6	3	0	0	0	21.1	82	22	16	16	6	1	11	22	2	.268
TOTALS	3.17	48	33	81	81	2	8	16	744.0	2761	638	282	262	65	25	197	615	32	.231

STATS ON THE ROAD

BATTER	AVG	G	AB	R	H	2B	3B	HR	RBI	SH	SF	HP	BB	SO	SB	CS	DP	E
Barton,D	.125	15	24	5	3	0	0	0	4	0	1	1	3	8	0	0	0	2
Blanks,K	.292	11	24	1	7	1	0	0	5	0	1	1	4	6	0	0	3	0
Burns,B	.167	8	6	2	1	0	0	0	0	0	0	0	0	2	1	0	1	
Callaspo,A	.186	70	226	20	42	8	0	1	18	0	3	0	24	32	0	0	12	4
Cespedes,Y	.262	51	210	29	55	19	1	6	34	0	3	1	11	47	3	1	4	3
SEASON TOTAL	.268	77	314	41	84	23	4	9	51	0	4	3	13	70	4	1	5	4
Crisp,C	.218	62	229	35	50	12	0	5	16	0	2	0	32	30	6	3	2	2
Donaldson,J	.276	80	312	53	86	16	2	18	53	0	2	4	39	70	3	0	12	12
Dunn,A	.167	10	30	0	5	1	0	0	4	0	0	0	3	14	0	0	0	0
SEASON TOTAL	.235	60	200	24	47	9	0	13	27	0	0	2	35	68	1	1	3	1
Freiman,N	.184	14	38	6	7	1	0	4	8	0	0	1	0	11	0	0	4	2
Fuld,S	.241	27	79	15	19	3	0	3	10	3	0	0	7	14	3	0	0	0
SEASON TOTAL	.275	53	160	24	44	9	0	4	18	5	1	0	21	30	9	1	0	1
Gentry,C	.200	49	115	17	23	2	1	0	1	0	0	0	8	22	10	0	1	1
Gomes,J	.276	15	29	3	8	1	0	0	3	0	2	0	4	8	0	0	1	0
SEASON TOTAL	.234	52	128	11	30	2	0	2	14	0	5	4	15	46	0	0	3	0
Jaso,J	.248	50	157	19	39	8	2	4	19	0	1	2	10	28	1	0	1	1
Lowrie,J	.247	63	235	26	58	16	1	2	28	0	4	4	21	41	0	0	7	4
Moss,B	.265	77	272	40	72	14	1	13	47	0	1	7	36	83	1	0	2	6
Norris,D	.240	63	200	20	48	8	1	3	17	1	0	0	25	47	1	1	7	2
Parrino,A	.087	11	23	2	2	1	0	0	0	0	0	0	2	5	0	0	1	0
Punto,N	.204	41	113	9	23	4	0	1	4	0	0	0	13	32	1	0	3	2
Reddick,J	.221	58	190	23	42	4	5	7	32	0	0	0	13	41	1	0	2	3
Sogard,E	.190	58	158	18	30	4	0	0	11	0	0	0	12	18	3	3	3	5
Soto,G	.368	7	19	1	7	2	0	0	1	1	0	0	2	4	0	0	0	2
SEASON TOTAL	.293	13	41	4	12	3	0	0	2	1	0	0	2	11	0	0	2	2
Vogt,S	.289	40	135	9	39	4	0	5	17	0	0	1	6	17	1	0	2	2
PITCHERS	.000	81	22	0	0	0	0	0	0	4	0	0	0	10	0	0	1	6
TOTALS	.234	81	2846	353	666	129	14	72	332	9	20	22	275	588	36	9	68	60

PITCHER	ERA	W	L	G	GS	CG	SHO	SV	IP	AB	H	R	ER	HR	HB	BB	SO	WP	AVG
Abad,F	0.36	1	0	33	0	0	0	0	24.2	85	14	1	1	0	1	6	27	0	.165
Chavez,J	4.12	3	6	17	12	0	0	0	78.2	310	83	43	36	13	3	24	79	4	.268
Cook,R	3.98	0	1	25	0	0	0	1	20.1	74	14	9	9	1	1	12	20	2	.189
Doolittle,S	4.15	0	2	27	0	0	0	10	26.0	99	21	12	12	3	0	3	38	0	.212
Francis,J	2.61	0	1	7	0	0	0	1	10.1	33	4	3	3	1	1	3	9	0	.121
Gray,S	2.51	6	3	15	15	2	2	0	104.0	373	79	32	29	5	5	35	80	7	.212
Gregerson,L	2.43	3	3	33	0	0	0	2	33.1	126	30	12	9	4	1	8	31	3	.238
Hammel,J	5.75	0	5	7	7	0	0	0	36.0	142	38	25	23	9	2	11	29	0	.268
SEASON TOTAL	4.29	4	9	17	17	0	0	0	98.2	374	91	49	47	13	6	27	92	1	.243
Johnson,J	4.10	4	0	21	0	0	0	0	26.1	103	30	13	12	3	1	10	17	3	.291
SEASON TOTAL	4.93	5	0	30	0	0	0	0	34.2	131	35	21	19	3	4	16	27	3	.267
Kazmir,S	3.46	7	5	16	16	1	0	0	88.1	331	75	35	34	9	2	28	82	2	.227
Lester,J	2.81	3	2	5	5	0	0	0	32.0	121	29	12	10	4	1	10	34	0	.240
SEASON TOTAL	3.07	8	5	15	15	0	0	0	99.2	373	92	38	34	11	3	25	96	1	.247
Mills,B	4.38	1	1	2	2	0	0	0	12.1	50	15	6	6	2	0	3	10	1	.300
SEASON TOTAL	6.75	1	1	3	2	0	0	0	14.2	59	18	11	11	2	1	6	12	1	.305
Milone,T	4.40	3	3	8	8	0	0	0	47.0	186	49	27	23	7	2	13	28	0	.263
SEASON TOTAL	4.25	3	3	11	10	0	0	0	59.1	238	67	33	28	9	2	18	35	0	.282
O'Flaherty,E	4.22	0	0	10	0	0	0	1	10.2	39	11	5	5	3	1	3	10	1	.282
Otero,D	1.97	5	1	37	0	0	0	0	45.2	166	38	10	10	2	1	10	28	1	.229
Pomeranz,D	1.42	1	3	10	5	0	0	0	38.0	139	32	9	6	4	0	14	30	0	.230
Rodriguez,,F	1.80	0	0	3	0	0	0	0	5.0	17	2	1	1	0	0	2	2	0	.118
Samardzija,J	3.18	1	4	7	7	2	0	0	51.0	186	43	20	18	5	1	5	51	3	.231
SEASON TOTAL	3.38	2	7	15	15	2	0	0	98.2	369	94	43	37	8	4	19	97	5	.255
Savery,J	0.00	0	0	1	0	0	0	0	2.0	7	2	0	0	0	0	1	0	0	.286
Scribner,E	4.26	1	0	7	0	0	0	0	6.1	23	4	3	3	0	0	6	0	0	.174
Straily,D	5.06	1	1	4	4	0	0	0	21.1	80	18	12	12	4	0	8	18	0	.225
SEASON TOTAL	6.75	1	2	8	5	0	0	0	30.2	122	31	25	23	4	1	13	25	0	.254
TOTALS	3.28	40	41	81	81	5	5	15	719.1	2690	631	290	262	82	23	209	629	27	.235

STATS DURING THE DAY

BATTER	AVG	G	AB	R	H	2B	3B	HR	RBI	SH	SF	HP	BB	SO	SB	CS	DP	E
Anderson,B	.000	1	1	0	0	0	0	0	0	0	0	0	0	0	0	0	1	0
Barton,D	.125	11	24	3	3	1	0	0	2	0	0	3	7	0	0	0	1	
Blanks,K	.500	8	14	6	7	0	0	1	2	0	0	4	1	0	0	0	1	
SEASON TOTAL	.500	9	16	6	8	0	0	1	2	0	0	4	1	0	0	0	1	
Burns,B	.000	6	4	3	0	0	0	0	0	0	0	0	0	0	1	0	0	1
Callaspo,A	.214	47	154	15	33	4	0	1	14	0	3	0	11	26	0	1	6	5
Cespedes,Y	.245	38	159	17	39	8	1	5	22	0	2	0	8	32	0	2	3	2
SEASON TOTAL	.252	52	210	26	53	10	1	6	32	0	3	0	13	48	0	2	4	2
Crisp,C	.241	40	145	20	35	3	1	2	11	0	3	0	20	23	6	2	1	1
Donaldson,J	.242	57	223	36	54	12	0	9	32	0	2	2	25	54	3	0	5	4
Dunn,A	.200	11	30	3	6	0	0	2	5	0	0	2	2	12	0	0	0	0
SEASON TOTAL	.188	50	160	16	30	5	0	8	22	0	2	3	30	70	0	1	2	2
Freiman,N	.240	11	25	3	6	1	0	2	6	0	0	1	0	6	0	0	1	0
Fuld,S	.160	22	75	10	12	1	1	2	7	1	0	0	5	12	2	0	1	0
SEASON TOTAL	.229	44	144	17	33	7	1	2	16	2	1	0	17	27	7	2	1	2
Gentry,C	.256	35	82	14	21	2	0	0	6	1	0	2	5	19	8	0	2	1
Gomes,J	.250	8	16	1	4	0	0	0	2	0	0	0	1	4	0	0	0	0
SEASON TOTAL	.244	33	82	8	20	0	0	2	14	0	1	0	8	21	0	0	1	1
Jaso,J	.266	32	109	11	29	7	2	3	16	0	0	3	8	19	0	0	1	0
Lowrie,J	.271	51	177	23	48	9	0	3	15	1	2	2	19	20	0	0	5	6
Moss,B	.263	51	179	29	47	13	2	7	31	0	1	3	22	47	1	0	3	2
Norris,D	.274	41	117	14	32	5	0	6	21	0	0	0	22	23	1	1	3	3
Parrino,A	.231	5	13	2	3	1	0	0	0	0	0	0	1	4	0	0	0	0
Punto,N	.300	28	70	13	21	4	2	2	10	1	0	0	14	16	1	0	1	1
Reddick,J	.240	37	129	12	31	10	2	2	19	0	2	0	9	28	0	0	2	2
Sogard,E	.209	42	110	11	23	3	0	1	3	1	0	1	7	17	3	1	2	4
Soto,G	.235	5	17	0	4	1	0	0	5	0	0	0	2	6	0	0	0	1
SEASON TOTAL	.250	8	28	1	7	2	0	0	5	0	0	0	2	11	0	0	1	1
Vogt,S	.235	28	102	7	24	3	2	1	11	0	1	1	4	10	0	0	2	1
PITCHERS	.000	58	11	0	0	0	0	0	0	0	0	0	4	0	0	0	0	3
TOTALS	.243	58	1986	253	482	88	13	49	240	5	16	17	192	390	26	7	39	39

PITCHER	ERA	W	L	G	GS	CG	SHO	SV	IP	AB	H	R	ER	HR	HB	BB	SO	WP	AVG
Abad,F	1.82	0	2	28	0	0	0	0	24.2	81	12	5	5	1	0	6	20	0	.148
Chavez,J	2.90	3	3	13	8	0	0	0	59.0	229	61	21	19	6	0	23	50	1	.266
Cook,R	8.25	0	2	16	0	0	0	1	12.0	46	12	11	11	1	0	13	11	1	.261
Doolittle,S	1.29	1	0	20	0	0	0	5	21.0	73	10	3	3	2	0	1	28	0	.137
Francis,J	0.00	0	0	3	0	0	0	1	2.2	8	0	0	0	0	0	1	3	0	.000
SEASON TOTAL	2.70	0	0	4	0	0	0	1	3.1	11	1	1	1	1	0	1	4	0	.091
Gray,S	3.22	6	3	12	12	1	1	0	78.1	297	74	34	28	3	4	28	58	4	.249
Gregerson,L	2.78	1	1	26	0	0	0	1	22.2	81	20	7	7	3	0	6	20	4	.247
Hammel,J	3.81	1	1	5	4	0	0	0	28.1	104	22	12	12	4	1	7	25	1	.212
SEASON TOTAL	2.89	6	5	15	14	0	0	0	93.1	333	66	30	30	8	4	22	88	2	.198
Johnson,J	5.79	2	0	17	0	0	0	2	18.2	77	26	12	12	1	1	11	13	2	.338
SEASON TOTAL	5.24	2	0	21	0	0	0	2	22.1	91	28	15	13	1	3	13	18	2	.308
Kazmir,S	2.99	5	3	12	12	1	0	0	75.1	276	58	26	25	2	1	19	70	2	.210
Lester,J	2.60	2	2	4	4	0	0	0	27.2	105	28	10	8	2	0	5	22	0	.267
SEASON TOTAL	2.32	5	6	14	14	0	0	0	101.0	371	81	33	26	6	3	16	104	1	.218
Milone,T	3.92	2	2	7	7	0	0	0	41.1	158	36	19	18	7	1	12	29	0	.228
SEASON TOTAL	5.06	2	3	8	8	0	0	0	42.2	167	40	26	24	7	2	14	30	0	.240
O'Flaherty,E	0.00	0	0	6	0	0	0	0	6.0	24	3	0	0	0	1	1	4	1	.125
Otero,D	2.62	5	2	28	0	0	0	0	34.1	132	36	10	10	2	1	4	17	1	.273
Pomeranz,D	1.17	1	2	6	4	0	0	0	23.0	82	14	4	3	2	1	8	23	0	.171
Rodriguez,F	3.38	0	0	2	0	0	0	0	2.2	9	1	1	1	0	0	1	1	0	.111
Samardzija,J	4.32	2	2	4	4	0	0	0	25.0	96	24	13	12	3	0	3	19	2	.250
SEASON TOTAL	3.50	4	6	13	13	0	0	0	82.1	315	77	38	32	7	1	20	72	5	.244
Savery,J	0.00	0	0	2	0	0	0	0	3.0	11	3	0	0	0	0	1	0	0	.273
Scribner,E	2.25	0	0	4	0	0	0	0	4.0	16	4	1	1	1	0	0	2	0	.250
Straily,D	3.32	1	1	3	3	0	0	0	19.0	65	12	7	7	5	0	7	15	1	.185
SEASON TOTAL	5.40	1	1	6	3	0	0	0	23.1	85	19	14	14	6	0	11	21	1	.224
TOTALS	3.10	32	26	58	58	2	6	10	528.2	1970	456	196	182	45	11	157	430	20	.231

STATS AT NIGHT

BATTER	AVG	G	AB	R	H	2B	3B	HR	RBI	SH	SF	HP	BB	SO	SB	CS	DP	E	
Barton,D	.182	19	33	4	6	0	0	0	3	0	1	1	2	7	0	0	0	2	
Blanks,K	.258	13	31	3	8	1	0	1	5	0	1	2	4	12	0	0	3	0	
SEASON TOTAL	.231	17	39	4	9	1	0	1	5	0	1	2	4	15	0	0	3	0	
Burns,B	.500	7	2	1	1	0	0	0	0	0	0	0	0	2	1	0	0	0	
Callaspo,A	.228	80	250	22	57	11	0	3	25	0	3	1	29	24	0	0	12	3	
Cespedes,Y	.263	63	240	45	63	18	2	12	45	0	2	1	20	48	3	0	5	2	
SEASON TOTAL	.264	100	390	63	103	26	5	16	68	0	4	3	22	80	7	0	9	4	
Crisp,C	.248	86	318	48	79	18	2	7	36	1	3	0	46	43	13	3	2	2	
Donaldson,J	.262	101	385	57	101	19	2	20	66	0	2	5	51	76	5	0	11	19	
Dunn,A	.222	14	36	3	8	1	0	0	5	0	0	2	4	15	0	0	0	0	
SEASON TOTAL	.238	81	269	33	64	13	0	14	42	0	2	4	41	89	1	0	3	0	
Freiman,N	.210	25	62	9	13	4	0	3	9	0	0	0	5	17	0	0	5	3	
Fuld,S	.241	38	112	15	27	5	3	1	12	2	0	0	12	22	7	1	1	0	
SEASON TOTAL	.246	69	207	23	51	9	3	2	20	4	1	0	26	36	14	2	1	0	
Gentry,C	.253	59	150	24	38	4	1	0	6	1	0	3	12	25	12	2	0	0	
Gomes,J	.229	26	48	5	11	1	0	0	3	0	2	0	8	14	0	0	1	1	
SEASON TOTAL	.230	79	191	20	44	8	0	4	23	0	6	6	27	67	0	0	5	3	
Jaso,J	.263	67	198	31	52	11	1	6	24	0	2	4	20	41	2	0	4	1	
Lowrie,J	.237	85	325	36	77	20	3	3	35	1	4	3	32	59	0	0	9	7	
Moss,B	.218	96	321	41	70	10	0	18	50	0	2	7	45	106	0	0	3	5	
Norris,D	.269	86	268	32	72	14	1	4	34	1	1	1	32	63	1	1	9	3	
Parrino,A	.121	16	33	2	4	2	0	1	3	0	1	1	2	10	0	0	1	1	
Punto,N	.156	45	128	8	20	3	0	0	4	0	0	0	11	40	2	1	4	6	
Reddick,J	.278	72	234	41	65	6	5	10	35	0	1	1	19	35	1	1	1	3	
Sogard,E	.232	75	181	27	42	7	0	0	19	3	2	0	24	20	8	3	4	6	
Soto,G	.280	9	25	3	7	3	0	0	3	1	0	0	4	2	0	0	3	2	
SEASON TOTAL	.250	16	52	7	13	4	0	1	6	1	0	0	4	8	0	0	5	2	
Vogt,S	.305	56	167	19	51	7	0	8	24	0	0	0	12	29	1	0	0	1	
PITCHERS	.000	104	12	0	0	0	0	0	0	4	0	0	0	6	0	0	1	5	
TOTALS	.245	104	3559	476	872	165	20	97	446	14	27	32	394	714	57	13	79	72	
PITCHER	ERA	W	L	G	GS	CG	SHO	SV	IP	AB	H	R	ER	HR	HB	BB	SO	WP	AVG
Abad,F	1.38	2	2	41	0	0	0	0	32.2	113	22	6	5	3	4	9	31	0	.195
Chavez,J	3.83	5	5	19	13	0	0	0	87.0	333	81	43	37	11	5	26	86	6	.243
Cook,R	1.89	1	1	38	0	0	0	0	38.0	128	20	8	8	2	2	9	39	2	.156
Doolittle,S	3.46	1	4	41	0	0	0	17	41.2	152	28	16	16	3	0	7	61	0	.184
Francis,J	7.59	0	1	6	0	0	0	0	10.2	41	11	9	9	1	1	2	7	1	.268
SEASON TOTAL	6.48	1	2	8	1	0	0	0	16.2	65	17	12	12	2	1	2	11	1	.262
Gray,S	3.01	8	7	21	1	1	1	0	140.2	508	113	50	47	12	3	46	125	11	.222
Gregerson,L	1.81	4	4	46	0	0	0	2	49.2	183	38	13	10	3	1	9	39	2	.208
Hammel,J	4.58	1	5	8	8	0	0	0	39.1	156	44	22	20	9	2	14	29	1	.282
SEASON TOTAL	4.12	4	6	15	15	0	0	0	83.0	323	88	40	38	15	4	22	70	4	.272
Johnson,J	8.31	2	2	21	0	0	0	0	21.2	93	34	21	20	4	2	12	15	2	.366
SEASON TOTAL	8.42	3	2	33	0	0	0	0	31.0	126	41	31	29	4	3	22	24	2	.325
Kazmir,S	3.91	10	6	20	20	1	0	0	115.0	441	113	55	50	14	3	31	94	7	.256
Lester,J	2.20	4	2	7	7	1	1	1	49.0	179	38	14	12	5	1	11	49	1	.212
SEASON TOTAL	2.58	11	5	18	18	1	1	0	118.2	450	113	43	34	10	2	32	116	2	.251
Lindblom,J	3.86	0	0	1	1	0	0	0	4.2	19	5	2	2	1	1	2	2	0	.263
Mills,B	4.41	1	1	3	3	0	0	0	16.1	65	19	9	8	2	1	7	14	1	.292
SEASON TOTAL	9.15	1	1	5	3	0	0	0	20.2	87	29	22	21	5	2	11	19	1	.333
Milone,T	3.27	4	1	9	9	0	0	0	55.0	214	55	23	20	5	3	14	32	0	.257
SEASON TOTAL	3.70	4	1	14	13	0	0	0	75.1	307	88	37	31	9	3	23	45	0	.287
O'Flaherty,E	3.21	1	0	15	0	0	0	1	14.0	49	12	5	5	3	1	3	11	2	.245
Otero,D	2.06	3	0	44	0	0	0	1	52.1	192	44	14	12	2	1	11	28	0	.229
Pomeranz,D	2.93	4	2	14	6	0	0	0	46.0	168	37	18	15	5	0	18	41	0	.220
Rodriguez,F	0.00	1	0	5	0	0	0	0	6.1	22	3	0	0	0	0	1	3	0	.136
Samardzija,J	2.80	3	4	12	12	2	0	0	86.2	315	68	29	27	10	4	9	80	2	.216
SEASON TOTAL	2.69	3	7	20	20	2	0	0	137.1	500	114	48	41	13	9	23	130	5	.228
Savery,J	0.00	0	0	1	0	0	0	0	1.0	3	0	0	0	0	0	0	0	0	.000
Scribner,E	5.87	1	0	9	0	0	0	0	7.2	30	7	5	5	3	1	0	9	0	.233
Straily,D	6.52	0	1	4	4	0	0	0	19.1	77	21	14	14	4	1	8	19	1	.273
SEASON TOTAL	7.85	0	2	8	5	0	0	0	28.2	119	34	27	25	4	2	13	26	1	.286
TOTALS	3.29	56	48	104	104	5	7	21	934.2	3481	813	376	342	102	37	249	814	39	.234

STATS VS. LEFT-HANDERS

BATTER	AVG	G	AB	R	H	2B	3B	HR	RBI	SH	SF	HP	BB	SO	SB	CS	DP	SLG	OBP
Barton,D	.200	9	15	2	3	1	0	0	0	0	0	0	0	4	0	0	0	.267	.200
Blanks,K	.300	15	30	8	9	0	0	2	4	0	1	1	4	8	0	0	2	.500	.389
Burns,B	.167	5	6	2	1	0	0	0	0	0	0	0	0	0	2	0	0	.167	.167
Callaspo,A	.196	74	148	15	29	5	0	1	9	0	1	1	14	20	0	0	9	.250	.268
Cespedes,Y	.232	52	99	21	23	4	0	6	14	0	1	0	13	21	0	0	3	.455	.319
SEASON TOTAL	.199	74	141	24	28	5	1	7	17	0	1	0	14	36	1	0	4	.397	.269
Crisp,C	.227	73	150	15	34	7	0	4	16	0	1	0	13	22	3	0	3	.353	.287
Donaldson,J	.275	74	153	31	42	10	1	14	32	0	0	2	24	25	2	0	4	.627	.380
Dunn,A	.143	5	7	1	1	0	0	0	1	0	0	1	1	3	0	0	0	.143	.333
SEASON TOTAL	.153	49	59	4	9	1	0	2	6	0	1	1	10	21	0	0	1	.271	.282
Freiman,N	.224	29	67	8	15	4	0	5	13	0	0	0	4	15	0	0	5	.507	.268
Fuld,S	.218	27	55	5	12	1	1	0	7	1	0	0	4	9	2	0	1	.273	.271
SEASON TOTAL	.265	50	98	10	26	6	1	0	15	1	1	0	11	13	5	1	1	.347	.336
Gentry,C	.266	55	124	15	33	4	1	0	2	1	0	3	9	19	14	2	1	.315	.331
Gomes,J	.222	31	54	5	12	1	0	0	3	0	2	0	8	13	0	0	0	.241	.313
SEASON TOTAL	.276	90	170	16	47	4	0	4	24	0	5	2	27	43	0	0	3	.371	.373
Jaso,J	.167	20	24	1	4	1	0	0	5	0	0	1	2	5	0	0	0	.208	.259
Lowrie,J	.228	73	145	17	33	8	1	1	11	1	3	0	12	26	0	0	5	.317	.281
Moss,B	.264	54	87	13	23	2	0	4	11	0	0	2	12	32	0	0	2	.425	.366
Norris,D	.311	71	151	19	47	9	0	5	29	0	1	0	21	25	0	1	3	.470	.393
Parrino,A	.150	11	20	1	3	2	0	0	1	0	0	1	1	5	0	0	1	.250	.227
Punto,N	.238	52	101	9	24	4	0	1	11	0	0	0	9	25	1	1	3	.307	.300
Reddick,J	.222	56	99	7	22	1	1	0	8	0	0	1	7	21	0	1	1	.253	.280
Sogard,E	.195	36	41	5	8	0	0	0	7	2	0	0	5	3	1	1	1	.195	.283
Soto,G	.318	12	22	2	7	3	0	0	4	0	0	0	3	5	0	0	2	.455	.400
SEASON TOTAL	.265	18	34	4	9	3	0	0	4	0	0	0	3	10	0	0	2	.353	.324
Vogt,S	.205	26	39	5	8	2	1	1	6	0	0	0	3	5	0	0	2	.385	.262
PITCHERS	.000	9	0	0	0	0	0	0	0	1	0	0	0	4	0	0	0	.000	.000
TOTALS	.239	1646	207	393	69	6	44	194	6	10	13	169	315	25	6	48	.368	.313	

PITCHER	AVG	AB	H	HR	HB	BB	SO
Abad,F	.191	89	17	1	4	7	35
Chavez,J	.247	316	78	8	3	29	68
Cook,R	.262	65	17	1	0	13	13
Doolittle,S	.118	76	9	0	0	0	32
Francis,J	.286	14	4	0	0	1	5
Gray,S	.221	434	96	10	3	47	101
Gregerson,L	.221	113	25	0	0	6	20
Hammel,J	.245	139	34	7	1	9	30
Johnson,J	.371	89	33	4	1	14	11
Kazmir,S	.273	176	48	2	1	13	42
Lester,J	.266	64	17	2	1	5	14
Lindblom,J	.235	17	4	0	1	2	2
Mills,B	.294	17	5	1	1	1	4
Milone,T	.264	72	19	3	0	3	9
O'Flaherty,E	.233	30	7	0	0	3	9
Otero,D	.285	137	39	1	2	8	20
Pomeranz,D	.232	56	13	2	0	6	17
Rodriguez,,F	.091	11	1	0	0	2	3
Samardzija,J	.228	206	47	4	1	6	53
Savery,J	.400	5	2	0	0	0	0
Scribner,E	.158	19	3	0	0	0	6
Straily,D	.231	78	18	5	1	8	16
TOTALS	.241	2223	536	51	20	183	510

STATS VS. RIGHT-HANDERS

BATTER	AVG	G	AB	R	H	2B	3B	HR	RBI	SH	SF	HP	BB	SO	SB	CS	DP	SLG	OBP
Anderson,B	.000	1	1	0	0	0	0	0	0	0	0	0	0	0	0	0	1	.000	.000
Barton,D	.143	27	42	5	6	0	0	0	5	0	1	1	5	10	0	0	0	.143	.245
Blanks,K	.400	15	15	1	6	1	0	0	3	0	0	1	4	5	0	0	1	.467	.550
SEASON TOTAL	.320	20	25	2	8	1	0	0	3	0	0	1	4	8	0	0	1	.360	.433
Burns,B	.000	8	0	2	0	0	0	0	0	0	0	0	0	0	1	1	0	.000	.000
Callaspo,A	.238	104	256	22	61	10	0	3	30	0	5	0	26	30	0	1	9	.313	.303
Cespedes,Y	.263	97	300	41	79	22	3	11	53	0	3	1	15	59	3	2	5	.467	.298
SEASON TOTAL	.279	145	459	65	128	31	5	15	83	0	6	3	21	92	6	2	9	.466	.311
Crisp,C	.256	116	313	53	80	14	3	5	31	1	5	0	53	44	16	5	0	.367	.358
Donaldson,J	.248	151	455	62	113	21	1	15	66	0	4	5	52	105	6	0	12	.398	.329
Dunn,A	.220	23	59	5	13	1	0	2	9	0	0	3	5	24	0	0	0	.339	.313
SEASON TOTAL	.230	127	370	45	85	17	0	20	58	0	3	6	61	138	1	1	4	.438	.345
Freiman,N	.200	17	20	4	4	1	0	0	2	0	0	1	1	8	0	0	1	.250	.273
Fuld,S	.205	55	132	20	27	5	3	3	12	2	0	0	13	25	7	1	1	.356	.276
SEASON TOTAL	.229	105	253	30	58	10	3	4	21	5	1	0	32	50	16	3	1	.340	.315
Gentry,C	.241	62	108	23	26	2	0	0	10	1	0	2	8	25	6	0	1	.259	.305
Gomes,J	.300	10	10	1	3	0	0	0	2	0	0	0	1	5	0	0	1	.300	.364
SEASON TOTAL	.165	66	103	12	17	4	0	2	13	0	2	4	8	45	0	0	3	.262	.248
Jaso,J	.272	99	283	41	77	17	3	9	35	0	2	6	26	55	2	0	5	.449	.344
Lowrie,J	.258	127	357	42	92	21	2	5	39	1	3	5	39	53	0	0	9	.370	.337
Moss,B	.228	140	413	57	94	21	2	21	70	0	3	8	55	121	1	0	4	.441	.328
Norris,D	.244	113	234	27	57	10	1	5	26	1	0	1	33	61	2	1	9	.359	.340
Parrino,A	.154	17	26	3	4	1	0	1	2	0	1	0	2	9	0	0	0	.308	.207
Punto,N	.175	59	97	12	17	3	2	1	3	1	0	0	16	31	2	0	2	.278	.292
Reddick,J	.280	99	264	46	74	15	6	12	46	0	3	0	21	42	1	0	2	.519	.330
Sogard,E	.228	113	250	33	57	10	0	1	15	2	2	1	26	34	10	3	5	.280	.301
Soto,G	.200	9	20	1	4	1	0	0	4	1	0	0	3	3	0	0	1	.250	.304
SEASON TOTAL	.239	18	46	4	11	3	0	1	7	1	0	0	3	9	0	0	4	.370	.286
Vogt,S	.291	80	230	21	67	8	1	8	29	0	1	1	13	34	1	0	0	.439	.331
PITCHERS	.000	14	0	0	0	0	0	0	0	3	0	0	0	6	0	0	1	.000	.000
TOTALS	.246	3899	522	961	184	27	102	492	13	33	36	417	789	58	14	70	.386	.322	

PITCHER	AVG	AB	H	HR	HB	BB	SO
Abad,F	.162	105	17	3	0	8	16
Chavez,J	.260	246	64	9	2	20	68
Cook,R	.138	109	15	2	2	9	37
Doolittle,S	.195	149	29	5	0	8	57
Francis,J	.200	35	7	1	1	2	5
Gray,S	.245	371	91	5	4	27	82
Gregerson,L	.219	151	33	6	1	9	39
Hammel,J	.264	121	32	6	2	12	24
Johnson,J	.333	81	27	1	2	9	17
Kazmir,S	.227	541	123	14	3	37	122
Lester,J	.223	220	49	5	0	11	57
Lindblom,J	.500	2	1	1	0	0	0
Mills,B	.292	48	14	1	0	6	10
Milone,T	.240	300	72	9	4	23	52
O'Flaherty,E	.186	43	8	3	2	1	6
Otero,D	.219	187	41	3	0	7	25
Pomeranz,D	.196	194	38	5	1	20	47
Rodriguez,,F	.150	20	3	0	0	0	1
Samardzija,J	.220	205	45	9	3	6	46
Savery,J	.111	9	1	0	0	1	0
Scribner,E	.296	27	8	4	1	0	5
Straily,D	.234	64	15	4	0	7	18
TOTALS	.227	3228	733	96	28	223	734

FINAL STANDINGS

A.L. EAST	LAST 10											
	WON	LOST	PCT.	GB	GAMES	STREAK	HOME	ROAD	vs EAST	vs CENT	vs WEST	vs N.L.
Baltimore	96	66	.593	-	4-6	Won 1	50-31	46-35	47-29	16-17	21-12	12-8
New York	84	78	.519	12	6-4	Won 1	43-38	41-40	37-39	19-16	15-16	13-7
Toronto	83	79	.512	13	6-4	Lost 1	46-35	37-44	39-37	16-16	15-19	13-7
Tampa Bay	77	85	.475	19	3-7	Lost 1	36-45	41-40	36-40	14-18	17-17	10-10
Boston	71	91	.438	25	5-5	Lost 1	34-47	37-44	31-45	17-16	14-19	9-11

A.L. CENTRAL	LAST 10											
	WON	LOST	PCT.	GB	GAMES	STREAK	HOME	ROAD	vs EAST	vs CENT	vs WEST	vs N.L.
Detroit	90	72	.556	-	6-4	Won 1	45-36	45-36	17-15	43-33	18-16	12-8
Kansas City	89	73	.549	1	6-4	Won 1	42-39	47-34	17-17	39-37	18-14	15-5
Cleveland	85	77	.525	5	6-4	Won 1	48-33	37-44	19-14	39-37	17-16	10-10
Chicago	73	89	.451	17	4-6	Lost 1	40-41	33-48	16-18	33-43	13-19	11-9
Minnesota	70	92	.432	20	5-5	Lost 1	35-46	35-46	14-18	36-40	11-23	9-11

A.L. WEST	LAST 10											
	WON	LOST	PCT.	GB	GAMES	STREAK	HOME	ROAD	vs EAST	vs CENT	vs WEST	vs N.L.
Los Angeles	98	64	.605	-	3-7	Lost 3	52-29	46-35	19-14	24-9	43-33	12-8
Oakland	88	74	.543	10	5-5	Won 1	48-33	40-41	20-12	17-17	38-38	13-7
Seattle	87	75	.537	11	5-5	Won 4	41-40	46-35	18-15	19-14	41-35	9-11
Houston	70	92	.432	28	3-7	Lost 2	38-43	32-49	16-18	14-18	35-41	5-15
Texas	67	95	.414	31	7-3	Lost 1	33-48	34-47	10-23	14-19	33-43	10-10

N.L. EAST	LAST 10											
	WON	LOST	PCT.	GB	GAMES	STREAK	HOME	ROAD	vs EAST	vs CENT	vs WEST	vs A.L.
Washington	96	66	.593	-	8-2	Won 2	51-30	45-36	45-31	17-16	24-9	10-10
Atlanta	79	83	.488	17	3-7	Won 2	42-39	37-44	40-36	20-13	12-21	7-13
New York	79	83	.488	17	6-4	Won 2	40-41	39-42	38-38	16-18	14-18	11-9
Miami	77	85	.475	19	3-7	Lost 2	42-39	35-46	33-43	14-18	17-17	13-7
Philadelphia	73	89	.451	23	3-7	Lost 2	37-44	36-45	34-42	15-18	17-16	7-13

N.L. CENTRAL	LAST 10											
	WON	LOST	PCT.	GB	GAMES	STREAK	HOME	ROAD	vs EAST	vs CENT	vs WEST	vs A.L.
St. Louis	90	72	.556	-	6-4	Won 1	51-30	39-42	17-16	45-31	20-13	8-12
Pittsburgh	88	74	.543	2	6-4	Lost 2	51-30	37-44	21-13	36-40	20-12	11-9
Milwaukee	82	80	.506	8	3-7	Lost 1	42-39	40-41	15-19	36-40	20-12	11-9
Cincinnati	76	86	.469	14	5-5	Won 2	44-37	32-49	14-18	40-36	16-18	6-14
Chicago	73	89	.451	17	5-5	Won 1	41-40	32-49	16-16	33-43	15-19	9-11

N.L. WEST	LAST 10											
	WON	LOST	PCT.	GB	GAMES	STREAK	HOME	ROAD	vs EAST	vs CENT	vs WEST	vs A.L.
Los Angeles	94	68	.580	-	8-2	Won 5	45-36	49-32	18-14	15-19	50-26	11-9
San Francisco	88	74	.543	6	4-6	Won 2	45-36	43-38	22-12	16-16	40-36	10-10
San Diego	77	85	.475	17	6-4	Lost 2	48-33	29-52	17-17	18-14	33-43	9-11
Colorado	66	96	.407	28	5-5	Lost 4	45-36	21-60	13-20	10-23	36-40	7-13
Arizona	64	98	.395	30	2-8	Lost 1	33-48	31-50	11-21	15-19	31-45	7-13

A.L. WILD CARD	WON	LOST	PCT.	GB	N.L. WILD CARD				
					WON	LOST	PCT.	GB	
Kansas City	89	73	.549	-	Pittsburgh	88	74	.543	-
Oakland	88	74	.543	-	San Francisco	88	74	.543	-
Seattle	87	75	.537	1	Milwaukee	82	80	.506	6
Cleveland	85	77	.525	3	Atlanta	79	83	.488	9
New York	84	78	.519	4	New York	79	83	.488	9

MAJOR LEAGUE ATTENDANCE

CLUB	AMERICAN			LEAGUE		HIGH DATE	ROAD		
	TOTAL	HOME AVERAGE	DATES	GAMES	SEASON TOTAL		TOTAL	AVERAGE	DATES
New York	3,401,624	42,520	80	(81)	48,613	25-Sep	2,876,501	35,512	81
Los Angeles	3,095,935	38,221	81	(81)	44,561	7-Aug	2,253,991	28,175	80
Boston	2,956,089	36,495	81	(81)	38,275	29-Jul	2,581,250	31,867	81
Detroit	2,917,209	36,015	81	(81)	45,068	31-Mar	2,332,847	28,801	81
Texas	2,718,733	33,565	81	(81)	49,031	31-Mar	2,199,597	27,156	81
Baltimore	2,464,473	30,806	80	(81)	46,685	31-Mar	2,403,390	29,671	81
Toronto	2,375,525	29,327	81	(81)	48,197	4-Apr	2,406,394	29,709	81
Minnesota	2,250,606	27,785	81	(81)	36,952	4-Jul	2,128,518	26,943	79
Seattle	2,064,334	25,486	81	(81)	45,661	8-Apr	2,252,704	28,159	80
Oakland	2,003,628	25,045	80	(81)	36,067	31-Mar	2,329,345	28,757	81
Kansas City	1,956,482	24,154	81	(81)	40,103	4-Apr	2,176,712	26,873	81
Houston	1,751,829	21,628	81	(81)	42,117	1-Apr	2,202,540	27,192	81
Chicago	1,650,821	20,896	79	(81)	39,142	25-May	2,310,057	28,519	81
Tampa Bay	1,446,464	17,858	81	(81)	31,042	31-Mar	2,323,500	28,685	81
Cleveland	1,437,393	18,428	78	(81)	41,274	4-Apr	2,357,690	29,107	81
Totals	34,491,145	28,576	1207	1215			35,135,036	29,013	1211

CLUB	NATIONAL			LEAGUE		HIGH DATE	ROAD		
	TOTAL	HOME AVERAGE	DATES	GAMES	SEASON TOTAL		TOTAL	AVERAGE	DATES
Los Angeles	3,782,337	46,696	81	(81)	53,500	22-Sep	2,740,259	33,830	81
St. Louis	3,540,649	43,712	81	(81)	47,492	7-Apr	2,593,821	32,022	81
San Francisco	3,368,697	41,589	81	(81)	42,890	17-Apr	2,667,841	32,936	81
Milwaukee	2,797,384	34,536	81	(81)	45,691	31-Mar	2,618,616	32,329	81
Colorado	2,680,329	33,090	81	(81)	49,130	4-Apr	2,564,425	31,660	81
Chicago	2,652,113	32,742	81	(81)	41,927	26-Jul	2,680,806	33,096	81
Washington	2,579,389	31,844	81	(81)	42,834	4-Apr	2,419,021	29,864	81
Cincinnati	2,476,664	30,576	81	(81)	43,134	31-Mar	2,603,406	32,141	81
Pittsburgh	2,442,564	30,155	81	(81)	39,833	31-Mar	2,631,993	33,316	79
Philadelphia	2,423,852	29,924	81	(81)	45,061	8-Apr	2,522,069	31,137	81
Atlanta	2,354,305	29,065	81	(81)	48,815	4-Jul	2,495,133	30,804	81
San Diego	2,195,373	27,103	81	(81)	45,567	30-Mar	2,630,224	32,878	80
New York	2,148,808	26,860	80	(81)	42,442	31-Mar	2,609,590	32,217	81
Arizona	2,073,730	25,602	81	(81)	48,541	31-Mar	2,487,055	31,482	79
Miami	1,732,283	21,386	81	(81)	37,116	31-Mar	2,340,327	28,893	81
TOTALS	39,248,477	32,330	1214	1215			38,604,586	31,905	1210

GRAND TOTALS	73,739,622	30,458	2421	2430			73,739,622	30,458	2421
---------------------	-------------------	---------------	-------------	-------------	--	--	-------------------	---------------	-------------

AL TEAM LEADERS

CLUB BATTING

CLUB	AVG	G	AB	R	H	TB	2B	3B	HR	RBI	SH	SF	HP	BB	IBB	SO	SB	CS	DP	GI	
																				SLG	OBP
Detroit	.277	162	5630	757	1557	2399	325	26	155	731	24	61	44	443	51	1144	106	41	137	.426	.331
Kansas City	.263	162	5545	651	1456	2085	286	29	95	604	33	47	53	380	22	985	153	36	131	.376	.314
Los Angeles	.259	162	5652	773	1464	2295	304	31	155	729	26	54	60	492	42	1266	81	39	112	.406	.322
Toronto	.259	162	5549	723	1435	2296	282	24	177	690	35	40	41	502	27	1151	78	21	128	.414	.323
Texas	.256	162	5460	637	1400	2049	260	28	111	597	41	45	61	417	37	1162	105	59	148	.375	.314
Baltimore	.256	162	5596	705	1434	2363	264	16	211	681	35	36	62	401	29	1285	44	20	112	.422	.311
Minnesota	.254	162	5567	715	1412	2166	316	27	128	675	25	44	53	544	29	1329	99	36	97	.389	.324
Cleveland	.253	162	5575	669	1411	2167	284	23	142	644	51	49	42	504	24	1189	104	27	126	.389	.317
Chicago	.253	162	5543	660	1400	2208	279	32	155	625	19	38	60	417	33	1362	85	36	127	.398	.310
Tampa Bay	.247	162	5516	612	1361	2023	263	24	117	586	43	53	66	527	31	1124	63	27	135	.367	.317
New York	.245	162	5497	633	1349	2089	247	26	147	591	29	47	56	452	16	1133	112	26	111	.380	.307
Oakland	.244	162	5545	729	1354	2111	253	33	146	686	19	43	49	586	34	1104	83	20	118	.381	.320
Boston	.244	162	5551	634	1355	2046	282	20	123	601	20	52	68	535	36	1337	63	25	138	.369	.316
Seattle	.244	162	5450	634	1328	2047	247	32	136	600	35	34	60	396	33	1232	96	42	112	.376	.300
Houston	.242	162	5447	629	1317	2084	240	19	163	596	22	36	55	495	27	1442	122	37	122	.383	.309
Totals	.253	83123	21033	4132	2161	457	830	471	1394	1854	492	390	9636	679	7091	18245	492	1854	390	.390	.316

CLUB PITCHING

CLUB	W	L	ERA	G	CG	SHO	SV	IP	H	R	ER	HR	HB	BB	IBB	SO	WP	BK	AVG
Seattle	87	75	3.17	162	2	9	51	1452.0	1240	554	512	137	52	463	36	1317	80	8	.230
Oakland	88	74	3.22	162	7	13	31	1463.1	1269	572	524	147	48	406	28	1244	59	1	.233
Baltimore	96	66	3.43	162	3	13	53	1461.1	1342	593	557	151	59	472	25	1174	42	2	.244
Kansas City	89	73	3.51	162	3	14	53	1450.2	1386	624	565	128	56	440	14	1168	58	6	.250
Tampa Bay	77	85	3.56	162	3	22	37	1463.2	1292	625	579	145	58	482	27	1437	65	3	.234
Cleveland	85	77	3.56	162	6	15	40	1468.1	1398	653	581	135	58	464	51	1450	56	2	.250
Los Angeles	98	64	3.58	162	3	13	46	1482.2	1307	630	590	126	63	504	41	1342	74	4	.236
New York	84	78	3.75	162	5	10	48	1453.0	1392	664	605	164	65	398	23	1370	49	6	.250
Toronto	83	79	4.00	162	3	16	45	1443.0	1400	686	642	151	57	490	23	1199	43	5	.253
Boston	71	91	4.01	162	3	7	36	1465.2	1458	715	653	154	47	482	19	1213	51	5	.260
Detroit	90	72	4.01	162	5	8	41	1454.0	1475	705	648	127	42	462	34	1244	43	9	.263
Houston	70	92	4.11	162	7	3	31	1438.2	1436	723	657	139	52	484	32	1137	57	7	.260
Chicago	73	89	4.29	162	3	6	36	1441.0	1468	758	687	140	69	557	42	1152	75	3	.265
Texas	67	95	4.49	162	6	17	33	1426.1	1510	773	711	160	61	505	43	1110	61	7	.272
Minnesota	70	92	4.57	162	2	7	38	1435.0	1588	777	728	147	45	408	24	1031	50	6	.280
Totals	1228	1202	3.81	1215	61	173	619	21798.2	209611	10052	9239	2151	832	7017	46218	15888	863	74	.252

CLUB FIELDING

CLUB	PCT	G	PO	A	E	TC	DP	TP	PB
Seattle	.986	162	4356	1608	82	6046	139	0	11
Los Angeles	.986	162	4448	1482	83	6013	127	0	5
Baltimore	.986	162	4384	1604	87	6075	156	0	9
Toronto	.985	162	4329	1528	87	5944	130	0	18
Boston	.985	162	4397	1610	92	6099	155	0	18
Tampa Bay	.985	162	4391	1309	88	5788	96	0	9
New York	.984	162	4359	1474	92	5925	107	1	15
Minnesota	.984	162	4305	1579	97	5981	136	0	8
Detroit	.983	162	4362	1538	101	6001	153	0	8
Kansas City	.983	162	4352	1512	104	5968	122	0	6
Houston	.983	162	4316	1704	107	6127	151	0	14
Chicago	.982	162	4323	1682	107	6112	170	0	17
Oakland	.982	162	4390	1634	111	6135	150	0	10
Texas	.982	162	4279	1413	106	5798	155	0	9
Cleveland	.981	162	4405	1599	116	6120	139	1	9
Totals	.984	1215	65396	23276	1460	90132	2086	2	166

CLUB MISCELLANEOUS

NOTE: "V.LHS/RHS" IS THE CLUB RECORD IN GAMES STARTED BY LEFT OR RIGHT HANDED PITCHERS, NOT NECESSARILY VERSUS THAT INDIVIDUAL PITCHER.

CLUB	DOUBLEHEADERS											ATTENDANCE	
	VS LHS	VS RHS	GRASS	ARTIF	DAY	NIGHT	1-RUN	X-INN	W	L	S	HOME	ROAD
Baltimore	22-19	74-47	85-59	11-7	24-30	72-36	32-23	14-6	1	0	0	2,464,473	2,403,390
Boston	22-27	49-64	63-79	8-12	20-26	51-65	28-28	10-11	0	0	0	2,956,089	2,581,250
Chicago	22-23	51-66	68-87	5-2	23-34	50-55	28-24	6-8	1	1	0	1,650,821	2,310,057
Cleveland	25-25	60-52	82-74	3-3	30-25	55-52	25-21	13-8	1	0	2	1,437,393	2,357,690
Detroit	28-22	62-50	87-69	3-3	32-29	58-43	23-20	6-6	0	0	0	2,917,209	2,332,847
Houston	21-26	49-66	68-87	2-5	21-26	49-66	17-28	6-5	0	0	0	1,751,829	2,202,540
Kansas City	24-21	65-52	85-70	4-3	26-25	63-48	22-25	5-7	0	0	0	1,956,482	2,176,712
Los Angeles	28-20	70-44	93-62	5-2	21-15	77-49	27-22	10-7	1	0	0	3,095,935	2,253,991
Minnesota	24-32	46-60	66-90	4-2	32-36	38-56	21-24	6-7	0	2	0	2,250,606	2,128,518
New York	24-20	60-58	75-68	9-10	32-24	52-54	28-24	7-7	0	0	1	3,401,624	2,876,501
Oakland	24-25	64-49	86-70	2-4	32-26	56-48	21-28	13-8	0	0	1	2,003,628	2,329,345
Seattle	32-23	55-52	83-71	4-4	30-22	57-53	18-27	4-7	0	0	1	2,064,334	2,252,704
Tampa Bay	20-24	57-61	37-35	40-50	28-29	49-56	25-23	8-10	0	0	0	1,446,464	2,323,500
Texas	22-29	45-66	65-91	2-4	25-19	42-76	25-22	2-5	0	0	0	2,718,733	2,199,597
Toronto	20-19	63-60	31-40	52-39	29-28	54-51	15-20	5-8	0	0	0	2,375,525	2,406,394

CLUB RANK BATTING

CLUB	AVG	GI																			
		G	AB	R	H	TB	2B	3B	HR	RBI	SH	SF	HP	BB	IBB	SO	SB	CS	DPS	SLG	OBP
Baltimore	6	1	3	6	5	2	9	15	1	5	4	13	3	13	9	11	15	1	3	2	11
Boston	13	1	6	11	11	14	6	13	12	10	13	4	1	3	4	13	13	4	14	14	8
Chicago	9	1	10	8	8	5	8	2	4	8	14	12	5	11	6	14	9	8	9	5	12
Cleveland	8	1	4	7	7	6	5	12	9	7	1	5	14	5	13	8	6	6	8	7	6
Detroit	1	1	2	2	1	1	1	8	4	1	11	1	13	10	1	5	4	13	13	1	1
Houston	15	1	15	14	15	11	15	14	3	13	12	13	9	7	11	15	2	11	7	8	13
Kansas City	2	1	8	9	3	10	4	5	15	9	7	6	10	15	14	1	8	11	11	10	10
Los Angeles	3	1	1	1	2	4	3	4	2	9	2	5	8	2	10	11	12	3	4	4	4
Minnesota	7	1	5	5	6	7	2	7	11	6	10	9	10	2	9	12	7	8	1	6	2
New York	11	1	12	13	13	9	13	8	7	14	8	6	8	9	15	4	3	5	2	10	14
Oakland	12	1	8	3	12	8	12	1	8	4	14	10	12	1	5	2	10	1	6	9	5
Seattle	14	1	14	11	14	13	13	2	10	11	4	15	5	14	6	9	8	14	3	12	15
Tampa Bay	10	1	11	15	10	15	10	10	13	15	2	3	2	4	8	3	13	6	12	15	7
Texas	5	1	13	10	8	12	11	6	14	12	3	8	4	11	3	7	5	15	15	13	9
Toronto	4	1	7	4	4	3	6	10	2	3	4	11	15	6	11	6	12	3	10	3	3

CLUB RANK PITCHING

CLUB	W	L	ERA	G	CG	SHO	SV	IP	H	TBF	R	ER	HR	SH	SF	HB	BB	IBB	SO	WP	BK
Boston	12	4	10	1	7	12	11	3	11	14	11	11	13	12	9	3	9	2	8	6	7
Chicago	11	5	13	1	7	14	11	12	12	15	13	13	7	14	9	15	15	13	12	14	4
Cleveland	7	9	6	1	3	4	8	2	8	11	7	6	4	10	3	9	7	15	1	7	2
Detroit	3	13	11	1	5	11	7	7	13	10	10	10	2	3	5	1	5	10	6	2	15
Houston	13	2	12	1	1	15	14	13	10	8	12	12	6	12	14	5	11	9	13	8	12
Kansas City	4	12	4	1	7	5	1	10	6	3	4	4	3	3	6	7	4	1	11	9	9
Los Angeles	1	15	7	1	7	6	5	1	4	9	6	7	1	6	12	13	13	12	4	13	6
Minnesota	13	2	15	1	14	12	9	14	15	13	15	15	9	7	15	2	3	5	15	5	9
New York	8	8	8	1	5	9	4	8	7	5	8	8	15	15	6	14	1	3	3	4	9
Oakland	5	11	2	1	1	6	14	5	2	1	2	2	9	11	1	4	2	8	6	10	1
Seattle	6	10	1	1	14	10	3	9	1	2	1	1	5	7	3	5	6	11	5	15	14
Tampa Bay	10	6	5	1	7	1	10	4	3	6	5	5	8	5	6	9	9	7	2	12	4
Texas	15	1	14	1	3	2	13	15	14	12	14	14	14	1	12	12	14	14	14	11	12
Toronto	9	7	9	1	7	3	6	11	9	7	9	9	11	2	9	8	12	3	9	2	7

AL BATTING LEADERS

BATTING AVERAGE

.341	Altuve,J	HOU	40	Cruz,N	BAL	111	Trout,M	LAA	69	Altuve,J	HOU
.335	Martinez,V	DET	37	Carter,C	HOU	109	Cabrera,M	DET	59	Brantley,M	CLE
.327	Brantley,M	CLE	36	Abreu,J	CWS	108	Cruz,N	BAL	57	Martinez,V	DET
.324	Beltre,A	TEX	36	Trout,M	LAA	107	Abreu,J	CWS	56	Cano,R	SEA
.317	Abreu,J	CWS	35	Bautista,J	TOR	105	Pujols,A	LAA	55	Jones,A	BAL
.314	Cano,R	SEA	35	Ortiz,D	BOS	104	Ortiz,D	BOS	55	Kinsler,I	DET
.313	Cabrera,M	DET	34	Encarnacio,E	TOR	103	Bautista,J	TOR	55	Cabrera,M	DET
.301	Cain,L	KC	32	Martinez,V	DET	103	Martinez,V	DET	54	Kendrick,H	LAA
.301	Cabrera,M	TOR	29	Donaldson,J	OAK	100	Cespedes,Y	BOS	54	Beltre,A	TEX
.300	Eaton,A	CWS	29	Jones,A	BAL	98	2 players tied		52	Markakis,N	BAL

RUNS

115	Trout,M	LAA	225	Altuve,J	HOU	338	Trout,M	LAA	3	Moss,B	OAK
112	Dozier,B	MIN	200	Brantley,M	CLE	323	Abreu,J	CWS	2	Carter,C	HOU
101	Bautista,J	TOR	191	Cabrera,M	DET	322	Cruz,N	BAL	2	Davis,C	BAL
101	Cabrera,M	DET	188	Kinsler,I	DET	320	Cabrera,M	DET	2	Cruz,N	BAL
100	Kinsler,I	DET	188	Martinez,V	DET	317	Martinez,V	DET	1	32 players tied	
94	Brantley,M	CLE	187	Cano,R	SEA	309	Brantley,M	CLE			
94	Reyes,J	TOR	181	Jones,A	BAL	302	Jones,A	BAL			
93	Donaldson,J	OAK	181	Kendrick,H	LAA	299	Altuve,J	HOU			
90	Calhoun,K	LAA	178	Beltre,A	TEX	295	Pujols,A	LAA			
89	2 players tied		177	Markakis,N	BAL	290	Bautista,J	TOR			

DOUBLES

52	Cabrera,M	DET	10	Eaton,A	CWS	56	Altuve,J	HOU	21	Abreu,J	CWS
47	Altuve,J	HOU	10	Bourn,M	CLE	39	Ellsbury,J	NYN	6-Jul - 1-Aug		
45	Brantley,M	CLE	9	Trout,M	LAA	36	Dyson,J	KC	18	Abreu,J	CWS
40	Plouffe,T	MIN	8	Kiermaier,K	TB	36	Davis,R	DET	15-Jun - 4-Jul		
40	Kinsler,I	DET	8	Gardner,B	NYN	31	Martin,L	TEX	18	Markakis,N	BAL
39	Trout,M	LAA	8	De Aza,A	BAL	31	Escobar,A	KC	21-Apr - 11-May		
37	Cano,R	SEA	8	Rios,A	TEX	30	Reyes,J	TOR	17	3 streaks tied	
37	Pujols,A	LAA	7	4 players tied		28	Cain,L	KC			
36	Cespedes,Y	BOS				27	Jones,J	SEA			
35	6 players tied					27	Andrus,E	TEX			

WALKS

113	Santana,C	CLE	409	Martinez,V	DET	.581	Abreu,J	CWS	84	Trout,M	LAA
104	Bautista,J	TOR	403	Bautista,J	TOR	.565	Martinez,V	DET	78	Cabrera,M	DET
89	Dozier,B	MIN	.388	Beltre,A	TEX	.561	Trout,M	LAA	74	Cruz,N	BAL
83	Trout,M	LAA	.385	Brantley,M	CLE	.547	Encarnacio,E	TOR	73	Abreu,J	CWS
78	Napoli,M	BOS	.383	Abreu,J	CWS	.525	Cruz,N	BAL	67	Brantley,M	CLE
76	Donaldson,J	OAK	.382	Cano,R	SEA	.524	Bautista,J	TOR	66	Pujols,A	LAA
75	Zobrist,B	TB	.377	Trout,M	LAA	.524	Cabrera,M	DET	65	Martinez,V	DET
75	Ortiz,D	BOS	.377	Altuve,J	HOU	.517	Ortiz,D	BOS	64	Cespedes,Y	BOS
71	Dunn,A	OAK	.375	Fowler,D	HOU	.506	Brantley,M	CLE	63	Encarnacio,E	TOR
70	Martinez,V	DET	.371	Cabrera,M	DET	.492	Beltre,A	TEX	62	3 players tied	

OUTFIELD ASSISTS

16	Cespedes,Y	BOS	.366	Altuve,J	HOU	.346	Martinez,V	DET	.376	Brantley,M	CLE
13	Cabrera,M	TOR	.355	Beltre,A	TEX	.320	Cano,R	SEA	.362	Eaton,A	CWS
13	Bradley,J	BOS	.353	Brantley,M	CLE	.318	Hosmer,E	KC	.343	Navarro,D	TOR
12	Brantley,M	CLE	.336	Abreu,J	CWS	.318	Altuve,J	HOU	.339	Cano,R	SEA
12	Bautista,J	TOR	.324	Martinez,V	DET	.311	Gillaspie,C	CWS	.338	Gordon,A	KC
11	Martin,L	TEX	.322	Aoki,N	KC	.306	Cabrera,M	DET	.336	Cabrera,M	DET
11	Markakis,N	BAL	.320	Cabrera,M	DET	.302	Brantley,M	CLE	.326	Martinez,V	DET
9	Nava,D	BOS	.316	Suzuki,K	MIN	.300	Kendrick,H	LAA	.326	Kendrick,H	LAA
9	Eaton,A	CWS	.313	Eaton,A	CWS	.300	Abreu,J	CWS	.324	Suzuki,K	MIN
9	Calhoun,K	LAA	.308	Cano,R	SEA	.299	Cain,L	KC	.322	Kinsler,I	DET

HOME RUNS

RUNS BATTED IN

MULTI HIT GAMES

HITS

TOTAL BASES

GRAND SLAMS

TRIPLES

STOLEN BASES

HITTING STREAKS

ON BASE PERCENTAGE

SLUGGING PERCENTAGE

EXTRA BASE HITS

HOME BATTING AVG

ROAD BATTING AVG.

RISP BATTING AVG

DAY BATTING AVG

.339	Altuve,J	HOU
.333	Rios,A	TEX
.331	Trout,M	LAA
.330	Brantley,M	CLE
.328	Cano,R	SEA
.326	Abreu,J	CWS
.326	Reyes,J	TOR
.321	Martinez,V	DET
.321	Kendrick,H	LAA
.319	Pujols,A	LAA

NIGHT BATTING AVG

.344	Martinez,V	DET
.343	Cabrera,M	DET
.342	Beltre,A	TEX
.342	Altuve,J	HOU
.326	Brantley,M	CLE
.321	Loney,J	TB
.315	Eaton,A	CWS
.312	Cain,L	KC
.311	Abreu,J	CWS
.308	Cano,R	SEA

VS RIGHTY AVG

.337	Brantley,M	CLE
.327	Cano,R	SEA
.323	Martinez,V	DET
.319	Altuve,J	HOU
.317	Cabrera,M	DET
.316	Beltre,A	TEX
.310	Cabrera,M	TOR
.305	Abreu,J	CWS
.304	Loney,J	TB
.301	Eaton,A	CWS

VS LEFTY AVG.

.414	Altuve,J	HOU
.371	Martinez,V	DET
.363	Aoki,N	KC
.353	Abreu,J	CWS
.351	Beltre,A	TEX
.345	Bautista,J	TOR
.344	Jones,A	BAL
.340	Zobrist,B	TB
.331	Gomes,Y	CLE
.331	Suzuki,K	MIN

CAUGHT STEALING

15	Andrus,E	TEX
12	Martin,L	TEX
11	Davis,R	DET
10	De Aza,A	BAL
9	Eaton,A	CWS
9	Altuve,J	HOU
9	Aybar,E	LAA
9	Rios,A	TEX
8	Aoki,N	KC
7	3 players tied	

SACRIFICE BUNTS

13	Ramirez,J	CLE
13	Gardner,B	NYN
11	Aviles,M	CLE
9	Andrus,E	TEX
9	Jennings,D	TB
9	Chavez,E	SEA
8	Aoki,N	KC
8	Kawasaki,M	TOR
8	Escobar,A	KC
8	Jeter,D	NYN

SACRIFICE FLIES

11	Cabrera,M	DET
10	Trout,M	LAA
9	Jackson,A	SEA
9	Longoria,E	TB
9	Joyce,M	TB
9	Pujols,A	LAA
8	Dozier,B	MIN
8	Butler,B	KC
8	Aybar,E	LAA
7	12 players tied	

STRIKEOUTS

184	Trout,M	LAA
182	Carter,C	HOU
173	Davis,C	BAL
159	Flowers,T	CWS
159	Dunn,A	OAK
158	Zunino,M	SEA
153	Moss,B	OAK
151	Castro,J	HOU
151	Avila,A	DET
144	Jackson,A	SEA

GROUNDING INTO DP

28	Pujols,A	LAA
23	Dominguez,M	HOU
22	Perez,S	KC
21	Ramirez,A	CWS
21	Andrus,E	TEX
21	Butler,B	KC
21	Loney,J	TB
21	Cabrera,M	DET
20	Altuve,J	HOU
20	Kinsler,I	DET

INTENTIONAL WALKS

28	Martinez,V	DET
22	Ortiz,D	BOS
20	Cano,R	SEA
15	Abreu,J	CWS
13	Beltre,A	TEX
12	Mauer,J	MIN
11	Longoria,E	TB
11	Fielder,P	TEX
11	Bautista,J	TOR
11	Pujols,A	LAA

HIT BY PITCH

17	Zunino,M	SEA
12	Jones,A	BAL
12	Choo,S	TEX
11	Abreu,J	CWS
11	Guyer,B	TB
11	Gordon,A	KC
10	Nava,D	BOS
10	Trout,M	LAA
10	Moss,B	OAK
9	8 players tied	

AT BATS

684	Kinsler,I	DET
660	Altuve,J	HOU
644	Jones,A	BAL
642	Markakis,N	BAL
633	Pujols,A	LAA
624	Longoria,E	TB
622	Ramirez,A	CWS
619	Andrus,E	TEX
617	Kendrick,H	LAA
613	Cruz,N	BAL

HARDEST TO FAN

(PLATE APP. PER SO)

15.3	Martinez,V	DET
13.3	Altuve,J	HOU
12.1	Brantley,M	CLE
11.2	Aoki,N	KC
10.9	Suzuki,K	MIN
10.4	Aybar,E	LAA
9.8	Pujols,A	LAA
9.8	Cano,R	SEA
9.3	Cabrera,M	TOR
9.2	Kinsler,I	DET

RBI RATIO

(AT BATS PER RBI)

4.9	Encarnacio,E	TOR
5.0	Ortiz,D	BOS
5.2	Abreu,J	CWS
5.4	Bautista,J	TOR
5.4	Trout,M	LAA
5.4	Martinez,V	DET
5.6	Cabrera,M	DET
5.7	Cruz,N	BAL
5.8	Carter,C	HOU
6.0	Cespedes,Y	BOS

HOME RUN RATIO

(AT BATS PER HOME RUN)

13.7	Carter,C	HOU
14.0	Encarnacio,E	TOR
14.8	Ortiz,D	BOS
15.3	Cruz,N	BAL
15.4	Abreu,J	CWS
15.8	Bautista,J	TOR
16.7	Trout,M	LAA
17.3	Davis,C	BAL
17.5	Martinez,V	DET
19.5	Dunn,A	OAK

HARDEST TO DOUBLE UP

(AT BATS PER GIDP)

225.0	Davis,C	BAL
185.0	Gardner,B	NYN
154.3	Crisp,C	OAK
152.5	Reyes,J	TOR
133.3	Martin,L	TEX
121.5	Eaton,A	CWS
100.3	Trout,M	LAA
98.6	Calhoun,K	LAA
98.2	Aoki,N	KC
92.8	Gillaspie,C	CWS

GAMES PLAYED

162	Longoria,E	TB
162	Escobar,A	KC
161	Kinsler,I	DET
159	Seager,K	SEA
159	Jones,A	BAL
159	Pujols,A	LAA
159	Cabrera,M	DET
159	Cruz,N	BAL
158	3 players tied	

AL PITCHING LEADERS

EARNED RUN AVERAGE

2.14	Hernandez,F	SEA
2.17	Sale,C	CWS
2.44	Kluber,C	CLE
2.46	Lester,J	OAK
2.61	Richards,G	LAA
2.87	Cobb,A	TB
2.93	Keuchel,D	HOU
3.08	Gray,S	OAK
3.15	Scherzer,M	DET
3.20	Ventura,Y	KC

WINS

18	Kluber,C	CLE
18	Scherzer,M	DET
18	Weaver,J	LAA
16	Chen,W	BAL
16	Shoemaker,M	LAA
16	Hughes,P	MIN
16	Lester,J	OAK
15	7 players tied	

WINNING STREAKS

7	Richards,G	LAA
4-Jun - 11-Jul		
7	Shoemaker,M	LAA
9-Aug - 15-Sep		
7	McHugh,C	HOU
12-Aug - 21-Sep		
7	Cobb,A	TB
29-Jun - 21-Aug		
7	Lester,J	OAK
12-Jun - 12-Aug		

SAVES

48	Rodney,F	SEA
46	Holland,G	KC
39	Robertson,D	NYN
37	Britton,Z	BAL
35	Nathan,J	DET
34	Perkins,G	MIN
26	Uehara,K	BOS
25	Janssen,C	TOR
24	Allen,C	CLE
22	Doolittle,S	OAK

GAMES STARTED

34	Tillman,C	BAL
34	Kluber,C	CLE
34	Price,D	DET
34	Weaver,J	LAA
34	Hernandez,F	SEA
34	Shields,J	KC
34	Dickey,R	TOR
33	Gray,S	OAK
33	Scherzer,M	DET
32	11 players tied	

COMPLETE GAMES

5	Keuchel,D	HOU
3	Tanaka,M	NYN
3	Porcello,R	DET
3	Kluber,C	CLE
3	Price,D	DET
2	9 players tied	

GAMES

80	Shaw,B	CLE
76	Allen,C	CLE
76	Smith,J	LAA
74	Jepsen,K	LAA
73	Fien,C	MIN
73	Rzepczynski,M	CLE
73	Miller,A	BAL
73	McGee,J	TB
73	Cotts,N	TEX
72	3 players tied	

INNINGS PITCHED

248.1	Price,D	DET
236.0	Hernandez,F	SEA
235.2	Kluber,C	CLE
227.0	Shields,J	KC
220.1	Scherzer,M	DET
219.2	Lester,J	OAK
219.0	Gray,S	OAK
215.2	Dickey,R	TOR
213.1	Weaver,J	LAA
209.2	Hughes,P	MIN

STRIKEOUTS

271	Price,D	DET
269	Kluber,C	CLE
252	Scherzer,M	DET
248	Hernandez,F	SEA
220	Lester,J	OAK
208	Sale,C	CWS
186	Hughes,P	MIN
184	Hutchison,D	TOR
183	Gray,S	OAK
182	Darvish,Y	TEX

WINNING PERCENTAGE

.800	Shoemaker,M	LAA	(16-4)
.783	Scherzer,M	DET	(18-5)
.765	Richards,G	LAA	(13-4)
.750	Sale,C	CWS	(12-4)
.727	Chen,W	BAL	(16-6)
.722	Tanaka,M	NYN	(13-5)
.714	Hernandez,F	SEA	(15-6)
.684	Tillman,C	BAL	(13-6)
.667	Kluber,C	CLE	(18-9)
.667	Weaver,J	LAA	(18-9)

SHUTOUTS

3	Porcello,R	DET
2	Perez,M	TEX
2	Gray,S	OAK
2	Buchholz,C	BOS
1	22 players tied	

OPP. BATTING AVERAGE AGAINST

.200	Hernandez,F	SEA
.201	Richards,G	LAA
.205	Sale,C	CWS
.231	Cobb,A	TB
.232	Gray,S	OAK
.233	Dickey,R	TOR
.233	Kluber,C	CLE
.234	Young,C	SEA
.236	Lester,J	OAK
.238	Tillman,C	BAL

HOME EARNED RUN AVERAGE

1.95	Lester,J	OAK
2.07	Hernandez,F	SEA
2.10	Shoemaker,M	LAA
2.36	Sale,C	CWS
2.40	Young,C	SEA
2.40	Kluber,C	CLE
2.44	Norris,B	BAL
2.54	Tillman,C	BAL
2.59	Cobb,A	TB
2.62	Odorizzi,J	TB

ROAD EARNED RUN AVERAGE

2.11	Richards,G	LAA
2.21	Hernandez,F	SEA
2.41	Duffy,D	KC
2.49	Kluber,C	CLE
2.51	Gray,S	OAK
2.66	Porcello,R	DET
2.73	Vargas,J	KC
2.78	Archer,C	TB
2.78	Hughes,P	MIN
2.92	Price,D	DET

DAY EARNED RUN AVERAGE

1.37	Hernandez,F	SEA
1.92	Sale,C	CWS
1.96	Santiago,H	LAA
2.31	Cobb,A	TB
2.32	Lester,J	OAK
2.50	Quintana,J	CWS
2.73	Kluber,C	CLE
2.73	Shields,J	KC
2.74	Buehrle,M	TOR
2.78	Tillman,C	BAL

NIGHT EARNED RUN AVERAGE

2.13	Duffy,D	KC
2.18	McHugh,C	HOU
2.25	Kluber,C	CLE
2.39	Hernandez,F	SEA
2.58	Lester,J	OAK
2.75	Richards,G	LAA
2.86	Ventura,Y	KC
2.86	Keuchel,D	HOU
2.99	Norris,B	BAL
3.01	Gray,S	OAK

HITS ALLOWED

230	Price,D	DET
228	Buehrle,M	TOR
224	Shields,J	KC
223	Verlander,J	DET
221	Hughes,P	MIN
215	Guthrie,J	KC
211	Porcello,R	DET
211	Lewis,C	TEX
207	Kluber,C	CLE
205	Danks,J	CWS

LOSSES

14	Lewis,C	TEX
13	Hutchison,D	TOR
13	Odorizzi,J	TB
13	Oberholtze,B	HOU
13	Porcello,R	DET
13	Correia,K	MIN
13	Dickey,R	TOR
12	9 players tied	

HOME RUNS ALLOWED

28	Noesi,H	CWS
27	Weaver,J	LAA
26	Young,C	SEA
26	Dickey,R	TOR
25	Gonzalez,M	BAL
25	Price,D	DET
25	Danks,J	CWS
25	Lewis,C	TEX
23	4 players tied	

FEWEST WALKS PER 9 IP

0.7	Hughes,P	MIN
1.1	Iwakuma,H	SEA
1.4	Price,D	DET
1.6	Kuroda,H	NYY
1.7	Chen,W	BAL
1.7	Shields,J	KC
1.8	Hernandez,F	SEA
1.8	Porcello,R	DET
1.9	Kluber,C	CLE
2.0	Lester,J	OAK

WILD PITCHES

22	Richards,G	LAA
18	Hernandez,F	SEA
15	Gray,S	OAK
14	Darvish,Y	TEX
13	Kuroda,H	NYY
13	Webb,D	CWS
12	Shields,J	KC
11	Ventura,Y	KC
11	Gibson,K	MIN
10	Scherzer,M	DET

HIT BATSMEN

14	Norris,B	BAL
14	Guthrie,J	KC
14	Dickey,R	TOR
12	Carroll,S	CWS
11	7 players tied	

EARNED RUNS

104	Verlander,J	DET
102	Danks,J	CWS
101	Buchholz,C	BOS
98	Lewis,C	TEX
95	Nolasco,R	MIN
93	Guthrie,J	KC
92	Hutchison,D	TOR
91	Noesi,H	CWS
90	Price,D	DET
89	2 players tied	

STRIKEOUTS PER 9 IP

10.8	Sale,C	CWS
10.3	Scherzer,M	DET
10.3	Kluber,C	CLE
9.8	Price,D	DET
9.5	Hernandez,F	SEA
9.3	Odorizzi,J	TB
9.0	Lester,J	OAK
9.0	Hutchison,D	TOR
8.8	Richards,G	LAA
8.1	Cobb,A	TB

BALKS

4	Elias,R	SEA
4	Deduno,S	HOU
3	Oberholtze,B	HOU
2	8 players tied	

WALKS

85	Wilson,C	LAA
77	Jimenez,U	BAL
74	Gray,S	OAK
74	Danks,J	CWS
74	Dickey,R	TOR
72	Archer,C	TB
70	Peacock,B	HOU
69	Ventura,Y	KC
66	Tillman,C	BAL
65	2 players tied	

RUNS ALLOWED

114	Verlander,J	DET
108	Buchholz,C	BOS
107	Lewis,C	TEX
106	Danks,J	CWS
101	Dickey,R	TOR
100	Price,D	DET
100	Guthrie,J	KC
98	Noesi,H	CWS
96	Nolasco,R	MIN
95	2 players tied	

OPP. BAT AVG. AGAINST

.200	Hernandez,F	SEA
.201	Richards,G	LAA
.205	Sale,C	CWS
.231	Cobb,A	TB
.232	Gray,S	OAK
.233	Dickey,R	TOR
.233	Kluber,C	CLE
.234	Young,C	SEA
.236	Lester,J	OAK
.238	Tillman,C	BAL

GAMES FINISHED

64	Rodney,F	SEA
60	Holland,G	KC
56	Perkins,G	MIN
55	Robertson,D	NYY
54	Nathan,J	DET
50	Uehara,K	BOS
49	Britton,Z	BAL
44	Allen,C	CLE
42	Janssen,C	TOR
41	Qualls,C	HOU

AL ROOKIE BATTING LEADERS

BATTING AVERAGE

.319	Santana,D	MIN	36	Abreu,J	CWS
.317	Abreu,J	CWS	20	Springer,G	HOU
.281	Holt,B	BOS	16	Schoop,J	BAL
.266	Guyer,B	TB	13	Singleton,J	HOU
.263	Kiermaier,K	TB	12	Bogaerts,X	BOS
.262	Ramirez,J	CLE	11	Castellano,N	DET
.259	Odor,R	TEX	11	Cron,C	LAA
.259	Castellano,N	DET	10	Kiermaier,K	TB
.256	Cron,C	LAA	9	4 players tied	
.254	Solarte,Y	NYY	37	Cron,C	LAA

HOME RUNS

107	Abreu,J	CWS
66	Castellano,N	DET
51	Springer,G	HOU
48	Odor,R	TEX
46	Bogaerts,X	BOS
45	Schoop,J	BAL
44	Singleton,J	HOU
40	Santana,D	MIN
38	Vargas,K	MIN
19	Solarte,Y	NYY

MULTI HIT GAMES

49	Abreu,J	CWS
38	Santana,D	MIN
36	Holt,B	BOS
35	Bogaerts,X	BOS
35	Castellano,N	DET
23	Odor,R	TEX
21	Kiermaier,K	TB
21	Guyer,B	TB
19	Schoop,J	BAL

RUNS

80	Abreu,J	CWS
70	Santana,D	MIN
68	Holt,B	BOS
60	Bogaerts,X	BOS
50	Castellano,N	DET
48	Schoop,J	BAL
46	Jones,J	SEA
45	Bradley,J	BOS
45	Springer,G	HOU
42	Singleton,J	HOU

HITS

176	Abreu,J	CWS
138	Castellano,N	DET
129	Bogaerts,X	BOS
129	Santana,D	MIN
126	Holt,B	BOS
100	Odor,R	TEX
95	Schoop,J	BAL
87	Kiermaier,K	TB
78	Jones,J	SEA
76	Bradley,J	BOS

TOTAL BASES

323	Abreu,J	CWS
210	Castellano,N	DET
195	Bogaerts,X	BOS
191	Santana,D	MIN
171	Holt,B	BOS
161	Schoop,J	BAL
155	Odor,R	TEX
149	Kiermaier,K	TB
139	Springer,G	HOU
108	Cron,C	LAA

GRAND SLAMS

1	Abreu,J	CWS
1	Odor,R	TEX
1	Betts,M	BOS
1	Kiermaier,K	TB
1	Singleton,J	HOU
1	Semien,M	CWS

DOUBLES

35	Abreu,J	CWS
31	Castellano,N	DET
28	Bogaerts,X	BOS
27	Santana,D	MIN
23	Holt,B	BOS
19	Bradley,J	BOS
18	Schoop,J	BAL
16	Kiermaier,K	TB
15	Guyer,B	TB
14	2 players tied	

TRIPLES

8	Kiermaier,K	TB
7	Odor,R	TEX
7	Santana,D	MIN
5	Holt,B	BOS
5	Jones,J	SEA
4	Castellano,N	DET
3	Goins,R	TOR
2	8 players tied	

STOLEN BASES

27	Jones,J	SEA
20	Santana,D	MIN
12	Holt,B	BOS
10	Ramirez,J	CLE
8	Bradley,J	BOS
7	Betts,M	BOS
6	Robertson,D	TEX
6	Marisnick,J	HOU
6	Guyer,B	TB
5	6 players tied	

HITTING STREAKS

21	Abreu,J	CWS
6-Jul - 1-Aug		
18	Abreu,J	CWS
15-Jun - 4-Jul		
14	Jones,J	SEA
9-May - 24-May		
12	Holt,B	BOS
6-Aug - 18-Aug		
11	Springer,G	HOU
17-May - 29-May		

WALKS

51	Abreu,J	CWS
50	Singleton,J	HOU
39	Bogaerts,X	BOS
39	Springer,G	HOU
36	Castellano,N	DET
33	Holt,B	BOS
31	Bradley,J	BOS
30	Solarte,Y	NYY
24	Pinto,J	MIN
23	Kiermaier,K	TB

ON BASE PERCENTAGE

.383	Abreu,J	CWS
.353	Santana,D	MIN
.337	Solarte,Y	NYY
.336	Springer,G	HOU
.334	Guyer,B	TB
.331	Holt,B	BOS
.316	Suarez,E	DET
.315	Kiermaier,K	TB
.306	Castellano,N	DET
.300	2 players tied	

SLUGGING PERCENTAGE

.581	Abreu,J	CWS
.472	Santana,D	MIN
.468	Springer,G	HOU
.450	Cron,C	LAA
.450	Kiermaier,K	TB
.402	Odor,R	TEX
.394	Castellano,N	DET
.381	Solarte,Y	NYY
.381	Holt,B	BOS
.372	Semien,M	CWS

EXTRA BASE HITS

73	Abreu,J	CWS
46	Castellano,N	DET
41	Bogaerts,X	BOS
41	Santana,D	MIN
34	Kiermaier,K	TB
34	Schoop,J	BAL
32	Holt,B	BOS
30	Odor,R	TEX
29	Springer,G	HOU
26	Singleton,J	HOU

OUTFIELD ASSISTS

13	Bradley,J	BOS
7	Robertson,D	TEX
6	Springer,G	HOU
5	Santana,D	MIN
5	Kiermaier,K	TB
5	Choice,M	TEX
4	Marisnick,J	HOU
3	Betts,M	BOS
2	6 players tied	

AL ROOKIE PITCHING LEADERS

EARNED RUN AVERAGE

1.40	Betances,D	NYY	16	Shoemaker,M
2.73	McHugh,C	HOU	14	Ventura,Y
2.77	Tanaka,M	NYY	13	Tanaka,M
3.04	Shoemaker,M	LAA	11	Stroman,M
3.20	Ventura,Y	KC	11	McHugh,C
3.35	House,T	CLE	11	Odorizzi,J
3.57	Gausman,K	BAL	10	Elias,R
3.65	Stroman,M	TOR	8	Leone,D
3.85	Elias,R	SEA	7	Gausman,K
4.13	Odorizzi,J	TB	6	2 players tied

WINS

WINNING STREAKS

7	Shoemaker,M	LAA
9-Aug - 15-Sep		
7	McHugh,C	HOU
12-Aug - 21-Sep		
6	Tanaka,M	NYY
4-Apr - 14-May		
6	Leone,D	SEA
19-Jul - 27-Sep		
5	3 streaks tied	

SAVES

14	Petricka,J	CWS
6	Putnam,Z	CWS
3	Sanchez,A	TOR
1	Stroman,M	TOR
1	Beliveau,J	TB
1	Yates,K	TB
1	Betances,D	NYY

GAMES STARTED

31	Odorizzi,J
30	Ventura,Y
29	Elias,R
26	Bauer,T
25	McHugh,C
24	Martinez,N
20	Tanaka,M
20	Gausman,K
20	Stroman,M
20	Shoemaker,M

COMPLETE GAMES

3	Tanaka,M	NYY
1	Elias,R	SEA
1	Walker,T	SEA
1	Gausman,K	BAL
1	Stroman,M	TOR

GAMES

70	Betances,D	NYY
67	Petricka,J	CWS
60	Morin,M	LAA
57	Leone,D	SEA
57	Webb,D	CWS
49	Putnam,Z	CWS
43	Crockett,K	CLE
38	Hardy,B	DET
37	Lee,C	CLE
37	Yates,K	TB

INNINGS PITCHED

183.0	Ventura,Y
168.0	Odorizzi,J
163.2	Elias,R
154.2	McHugh,C
153.0	Bauer,T
140.1	Martinez,N
136.1	Tanaka,M
136.0	Shoemaker,M
130.2	Stroman,M
129.1	Carroll,S

STRIKEOUTS

174	Odorizzi,J	TB
159	Ventura,Y	KC
157	McHugh,C	HOU
143	Elias,R	SEA
143	Bauer,T	CLE
141	Tanaka,M	NYY
135	Betances,D	NYY
124	Shoemaker,M	LAA
111	Stroman,M	TOR
88	Gausman,K	BAL

WINNING PERCENTAGE

.800	Shoemaker,M	LAA	(16-4)
.722	Tanaka,M	NYY	(13-5)
.647	Stroman,M	TOR	(11-6)
.583	Ventura,Y	KC	(14-10)
.550	McHugh,C	HOU	(11-9)
.458	Odorizzi,J	TB	(11-13)
.455	Elias,R	SEA	(10-12)
.333	Carroll,S	CWS	(5-10)
.294	Martinez,N	TEX	(5-12)

SHUTOUTS

1	Tanaka,M
1	Elias,R
1	Stroman,M

OPP. BATTING AVG. AGAINST

.149	Betances,D	NYY
.208	McHugh,C	HOU
.240	Ventura,Y	KC
.240	Tanaka,M	NYY
.241	Shoemaker,M	LAA
.242	Odorizzi,J	TB
.248	Elias,R	SEA
.250	Stroman,M	TOR
.259	Bauer,T	CLE
.260	Gausman,K	BAL

NL TEAM LEADERS

CLUB BATTING

CLUB	AVG	G	AB	R	H	TB	2B	3B	HR	RBI	SH	SF	HP	BB	IBB	SO	SB	CS	GI		
																			DP	SLG	OBP
Colorado	.276	162	5612	755	1551	2498	307	41	186	721	59	48	48	397	39	1281	85	48	121	.445	.327
Los Angeles	.265	162	5560	718	1476	2256	302	38	134	686	47	43	61	519	30	1246	138	50	119	.406	.333
Pittsburgh	.259	162	5536	682	1436	2239	275	30	156	659	54	35	78	520	46	1244	104	47	127	.404	.330
San Francisco	.255	162	5523	665	1407	2144	257	42	132	636	45	49	43	427	37	1245	56	27	113	.388	.311
Washington	.253	162	5542	686	1403	2178	265	27	152	635	60	41	56	517	29	1304	101	23	115	.393	.321
St. Louis	.253	162	5426	619	1371	2003	275	21	105	585	64	39	86	471	28	1133	57	32	140	.369	.320
Miami	.253	162	5538	645	1399	2091	254	36	122	614	71	39	35	501	49	1419	58	21	143	.378	.317
Milwaukee	.250	162	5462	650	1366	2169	297	28	150	617	70	37	73	423	32	1197	102	43	135	.397	.311
Arizona	.248	162	5552	615	1379	2086	259	47	118	573	56	36	43	398	31	1165	86	33	115	.376	.302
Philadelphia	.242	162	5603	619	1356	2036	251	27	125	584	59	37	55	443	42	1306	109	26	94	.363	.302
Atlanta	.241	162	5468	573	1316	1969	240	22	123	545	53	27	43	472	31	1369	95	33	121	.360	.305
Chicago	.239	162	5508	614	1315	2118	270	31	157	590	57	41	54	442	29	1477	65	40	94	.385	.300
New York	.238	162	5472	629	1305	1993	275	19	125	602	59	44	54	516	42	1264	101	34	112	.364	.308
Cincinnati	.238	162	5395	595	1282	1969	254	20	131	562	76	37	52	415	22	1252	122	52	88	.365	.296
San Diego	.226	162	5294	535	1199	1810	224	30	109	500	56	45	41	468	27	1294	91	34	118	.342	.292
Totals	.249	82491	20561	4005	2025	886	822	514	1370	1755	.312	1215	9600	31559	459	9109	598	6929	19196	543	.383

CLUB PITCHING

CLUB	W	L	ERA	G	CG	SHO	SV	IP	H	R	ER	HR	HB	BB	IBB	SO	WP	BK	AVG
Washington	96	66	3.03	162	5	19	45	1470.2	1351	555	495	110	51	352	26	1288	37	2	.244
San Diego	77	85	3.27	162	4	10	41	1438.2	1300	577	523	117	46	462	32	1284	57	4	.241
Atlanta	79	83	3.38	162	5	13	54	1455.0	1369	597	547	121	37	472	36	1301	75	1	.251
Los Angeles	94	68	3.40	162	7	16	47	1464.2	1338	617	554	142	41	429	35	1373	64	4	.242
Pittsburgh	88	74	3.47	162	2	7	48	1456.1	1341	631	562	128	88	499	43	1228	71	3	.247
New York	79	83	3.49	162	1	11	42	1463.2	1370	618	568	141	50	509	38	1303	56	1	.248
San Francisco	88	74	3.50	162	8	12	46	1449.0	1305	614	564	133	57	389	35	1211	49	6	.241
St. Louis	90	72	3.50	162	8	23	55	1448.2	1321	603	564	123	61	470	35	1221	44	5	.242
Cincinnati	76	86	3.59	162	5	13	44	1446.0	1282	612	576	163	69	507	33	1290	45	5	.237
Milwaukee	82	80	3.67	162	3	9	45	1457.2	1386	657	594	167	42	431	20	1246	44	2	.250
Miami	77	85	3.78	162	3	16	42	1457.2	1481	674	613	114	49	458	35	1190	56	4	.264
Philadelphia	73	89	3.79	162	2	12	40	1468.1	1396	687	619	134	69	521	43	1255	49	1	.252
Chicago	73	89	3.91	162	1	11	37	1463.1	1398	707	636	115	55	504	37	1311	64	3	.252
Arizona	64	98	4.26	162	2	4	35	1444.1	1467	742	683	154	51	469	43	1278	50	5	.265
Colorado	66	96	4.84	162	1	4	24	1431.0	1528	818	770	173	54	531	32	1074	72	8	.276
Totals	1202	1228	3.66	1215	57	180	645	21815.0	20633	9709	8868	2035	820	7003	52318853	833	54	.250	

CLUB FIELDING

CLUB	PCT	G	PO	A	E	TC	DP	TP	PB
Cincinnati	.988	162	4338	1588	72	5998	120	0	13
Philadelphia	.987	162	4405	1673	83	6161	133	0	8
Atlanta	.986	162	4365	1527	85	5977	143	0	18
St. Louis	.985	162	4346	1617	88	6051	145	1	7
Miami	.984	162	4373	1700	97	6170	154	0	9
San Francisco	.984	162	4347	1699	100	6146	155	0	11
Washington	.984	162	4412	1625	100	6137	139	0	6
Milwaukee	.984	162	4373	1602	99	6074	130	0	7
Arizona	.983	162	4333	1645	101	6079	147	0	6
Chicago	.983	162	4390	1668	103	6161	137	0	13
San Diego	.983	162	4316	1560	101	5977	124	0	21
New York	.983	162	4391	1617	104	6112	158	1	16
Colorado	.983	162	4293	1808	106	6207	166	1	20
Los Angeles	.983	162	4394	1707	107	6208	145	0	12
Pittsburgh	.983	162	4369	1838	109	6316	148	1	9
Totals	.984	1215	65445	24874	1455	91774	2144	4	176

CLUB MISCELLANEOUS

NOTE: "V.LHS/RHS" IS THE CLUB RECORD IN GAMES STARTED BY LEFT OR RIGHT HANDED PITCHERS, NOT NECESSARILY VERSUS THAT INDIVIDUAL PITCHER.

CLUB	VS LHS	VS RHS	GRASS	ARTIF	DAY	NIGHT	1-RUN	DOUBLEHEADERS			ATTENDANCE		
								X-INN	W	L	S	HOME	ROAD
Arizona	15-25	49-73	64-98	0-0	19-31	45-67	23-30	10-6	0	0	2	2,073,730	2,487,055
Atlanta	19-15	60-68	79-83	0-0	19-26	60-57	25-28	7-10	0	0	0	2,354,305	2,495,133
Chicago	16-18	57-71	73-86	0-3	33-41	40-48	19-21	8-10	0	0	0	2,652,113	2,680,806
Cincinnati	17-17	59-69	76-86	0-0	33-23	43-63	22-38	4-9	0	0	0	2,476,664	2,603,406
Colorado	23-23	43-73	66-96	0-0	24-29	42-67	20-24	7-7	0	0	0	2,680,329	2,564,425
Los Angeles	26-16	68-52	94-68	0-0	23-21	71-47	25-20	6-12	0	0	0	3,782,337	2,740,259
Miami	20-16	57-69	75-85	2-0	19-30	58-55	35-29	9-12	0	0	0	1,732,283	2,340,327
Milwaukee	22-18	60-62	81-76	1-4	28-28	54-52	23-19	7-6	0	0	0	2,797,384	2,618,616
New York	17-16	62-67	79-83	0-0	31-22	48-61	26-29	7-8	0	0	1	2,148,808	2,609,590
Philadelphia	23-22	50-67	73-87	0-2	22-32	51-57	28-27	10-11	0	0	0	2,423,852	2,522,069
Pittsburgh	20-13	68-61	86-73	2-1	22-31	66-43	31-29	8-7	0	1	1	2,442,564	2,631,993
San Diego	19-21	58-64	77-85	0-0	22-27	55-58	33-21	10-5	0	0	1	2,195,373	2,630,224
San Francisco	30-30	58-44	88-74	0-0	38-24	50-50	18-22	9-4	0	0	0	3,368,697	2,667,841
St. Louis	21-18	69-54	87-70	3-2	32-23	58-49	32-23	7-6	0	0	0	3,540,649	2,593,821
Washington	28-17	68-49	96-66	0-0	33-21	63-45	26-22	8-9	0	0	0	2,579,389	2,419,021

CLUB RANK BATTING

CLUB	AVG	G	AB	R	H	TB	2B	3B	HR	RBI	SH	SF	HP	BB	IBB	SO	SB	CS	GI		
																			DP	SL	GLOBP
Arizona	9	1	4	11	7	9	9	1	13	12	10	13	11	14	8	2	10	6	6	9	12
Atlanta	11	1	11	14	11	13	14	12	11	14	13	15	11	6	8	13	8	6	10	14	10
Chicago	12	1	9	12	12	7	7	6	2	9	9	6	7	10	11	15	12	10	2	7	13
Cincinnati	14	1	14	13	14	13	11	14	8	13	1	10	9	13	15	7	2	15	1	11	14
Colorado	1	1	1	1	1	1	1	3	1	1	6	2	10	15	5	9	11	13	10	1	3
Los Angeles	2	1	3	2	2	2	2	4	6	2	14	5	4	2	10	6	1	14	9	2	1
Miami	7	1	6	7	6	8	11	5	12	7	2	8	15	5	1	14	13	1	15	8	6
Milwaukee	8	1	12	6	9	5	3	9	5	6	3	10	3	12	7	3	5	11	13	4	8
New York	13	1	10	8	13	12	4	15	9	8	6	4	7	4	3	8	6	8	4	12	9
Philadelphia	10	1	2	9	10	10	13	10	9	11	6	10	6	9	3	12	3	3	2	13	11
Pittsburgh	3	1	7	4	3	3	4	7	3	3	12	14	2	1	2	4	4	12	12	3	2
San Diego	15	1	15	15	15	15	15	7	14	15	10	3	14	8	14	10	9	8	8	15	15
San Francisco	4	1	8	5	4	6	10	2	7	4	15	1	11	11	6	5	15	4	5	6	7
St. Louis	6	1	13	9	8	11	4	13	15	10	4	8	1	7	13	1	14	5	14	10	5
Washington	5	1	5	3	5	4	8	10	4	5	5	6	5	3	11	11	6	2	6	5	4

CLUB RANK PITCHING

CLUB	W	L	ERA	G	CG	SHO	SV	IP	H	TBF	R	ER	HR	SH	SF	HB	BB	IBB	SO	WP	BK
Arizona	15	1	14	1	10	14	14	13	13	10	14	14	12	9	14	7	7	13	8	7	11
Atlanta	7	8	3	1	4	5	2	9	8	7	3	3	5	13	12	1	9	10	4	15	1
Chicago	12	3	13	1	13	9	13	5	12	12	13	13	3	8	6	10	11	11	2	11	6
Cincinnati	11	5	9	1	4	5	8	12	1	4	5	9	13	2	7	13	12	5	5	4	11
Colorado	14	2	15	1	13	14	15	15	15	14	15	15	15	9	15	9	15	3	15	14	15
Los Angeles	2	14	4	1	3	3	4	3	5	6	7	4	11	1	4	2	3	6	1	11	8
Miami	9	6	11	1	8	3	9	6	14	13	11	11	2	12	9	5	5	6	14	8	8
Milwaukee	6	10	10	1	8	12	6	6	10	8	10	10	14	7	2	3	4	1	10	2	4
New York	7	8	6	1	13	9	9	4	9	11	8	8	10	6	1	6	13	12	3	8	1
Philadelphia	12	3	12	1	10	7	12	2	11	15	12	12	9	15	13	13	14	13	9	5	1
Pittsburgh	4	11	5	1	10	13	3	8	6	9	5	7	14	11	15	10	13	11	13	6	
San Diego	9	6	2	1	7	11	11	14	2	2	2	2	4	11	10	4	6	3	7	10	8
San Francisco	4	11	7	1	1	7	5	10	3	1	6	6	8	2	7	11	2	6	13	5	14
St. Louis	3	13	8	1	1	1	1	11	4	5	4	6	6	2	4	12	8	6	12	2	11
Washington	1	15	1	1	4	2	6	1	7	3	1	1	1	2	3	7	1	2	6	1	4

NL BATTING LEADERS

BATTING AVERAGE

.319	Morneau,J	COL	37	Stanton,G	MIA	116	Gonzalez,A	LA	58	Span,D	WSH
.315	Harrison,J	PIT	32	Rizzo,A	CHI	105	Stanton,G	MIA	56	Revere,B	PHI
.314	McCutchen,A	PIT	30	Duda,L	NY	102	Upton,J	ATL	53	Lucroy,J	MIL
.311	Posey,B	SF	29	Upton,J	ATL	95	Howard,R	PHI	50	Yelich,C	MIA
.306	Revere,B	PHI	29	Frazier,T	CIN	92	Duda,L	NY	50	Harrison,J	PIT
.302	Span,D	WSH	27	Gonzalez,A	LA	92	LaRoche,A	WSH	50	Pence,H	SF
.301	Lucroy,J	MIL	26	LaRoche,A	WSH	91	Desmond,I	WSH	49	Puig,Y	LA
.296	Puig,Y	LA	25	4 players tied		90	Holliday,M	STL	49	Murphy,D	NY
.292	Werth,J	WSH	89	Posey,B	SF	49	McCutchen,A	PIT			
.292	Castro,S	CHI	89	Kemp,M	LA	49	McGehee,C	MIA			

RUNS

111	Rendon,A	WSH	184	Revere,B	PHI	299	Stanton,G	MIA	3	Mesoraco,D	CIN
106	Pence,H	SF	184	Span,D	WSH	297	McCutchen,A	PIT	2	Ozorko,J	SD
99	Carpenter,M	STL	180	Pence,H	SF	290	Rendon,A	WSH	2	Gyona,M	MIA
95	Gomez,C	MIL	177	McGehee,C	MIA	289	Pence,H	SF	2	Bumgarner,M	SF
94	Yelich,C	MIA	176	Gordon,D	LA	285	Gonzalez,A	LA	2	Davis,I	PIT
94	Span,D	WSH	176	Rendon,A	WSH	280	Freeman,F	ATL	1	32 players tied	
93	Freeman,F	ATL	176	Lucroy,J	MIL	278	Upton,J	ATL			
92	Puig,Y	LA	175	Freeman,F	ATL	276	Rizzo,A	CHI			
92	Gordon,D	LA	172	Murphy,D	NY	274	3 players tied				
89	3 players tied		172	McCutchen,A	PIT						

DOUBLES

53	Lucroy,J	MIL	12	Gordon,D	LA	64	Gordon,D	LA	28	Arenado,N	COL
43	Freeman,F	ATL	10	Hechavarri,A	MIA	56	Hamilton,B	CIN		9-Apr - 8-May	
41	Gonzalez,A	LA	10	Crawford,B	SF	49	Revere,B	PHI	20	Gattis,E	ATL
39	Rendon,A	WSH	10	Pence,H	SF	34	Gomez,C	MIL		25-May - 21-Jun	
39	Goldschmid,P	ARI	9	Puig,Y	LA	31	Span,D	WSH	18	Inciarte,E	ARI
39	Span,D	WSH	9	Peralta,D	ARI	30	Marte,S	PIT		29-Jul - 18-Aug	
38	Harrison,J	PIT	8	Hamilton,B	CIN	30	Young,Jr,E	NY	18	Pence,H	SF
38	McCutchen,A	PIT	8	Span,D	WSH	28	Blackmon,C	COL		19-Aug - 6-Sep	
38	Kemp,M	LA	7	3 players tied		28	Rollins,J	PHI	18	Gomez,C	MIL
38	Peralta,J	STL				26	Bonifacio,E	ATL		2-Jun - 22-Jun	

WALKS

95	Carpenter,M	STL	410	McCutchen,A	PIT	555	Stanton,G	MIA	69	Stanton,G	MIA
94	Stanton,G	MIA	395	Stanton,H	MIA	542	McCutchen,A	PIT	69	McCutchen,A	PIT
90	Freeman,F	ATL	394	Werth,J	WSH	527	Rizzo,A	CHI	68	Lucroy,J	MIL
84	McCutchen,A	PIT	386	Rizzo,A	CHI	506	Kemp,M	LA	68	Gonzalez,A	LA
83	Werth,J	WSH	386	Freeman,F	ATL	496	Morneau,J	COL	66	Rendon,A	WSH
82	LaRoche,A	WSH	382	Puig,Y	LA	491	Upton,J	ATL	66	Kemp,M	LA
79	Granderson,C	NY	375	Carpenter,M	STL	490	Harrison,J	PIT	65	Freeman,F	ATL
74	Holliday,M	STL	373	Lucroy,J	MIL	490	Posey,B	SF	65	Upton,J	ATL
73	Rizzo,A	CHI	370	Holliday,M	STL	482	Gonzalez,A	LA	62	Puig,Y	LA
70	Yelich,C	MIA	369	Ramirez,H	LA	481	Duda,L	NY	61	3 players tied	

OUTFIELD ASSISTS

15	Puig,Y	LA	.348	Span,D	WSH	.348	Posey,B	SF	.372	Harrison,J	PIT
10	Ozuna,M	MIA	.331	Blackmon,C	COL	.322	Murphy,D	NY	.361	Holliday,M	STL
10	Inciarte,E	ARI	.328	McCutchen,A	PIT	.312	Harrison,J	PIT	.357	Pence,H	SF
10	Hamilton,B	CIN	.327	Morneau,J	COL	.311	Revere,B	PHI	.346	Posey,B	SF
9	Upton,B	ATL	.319	Harrison,J	PIT	.309	Morneau,J	COL	.338	Werth,J	WSH
9	Schierholt,N	WSH	.316	LeMahieu,D	COL	.309	Ramirez,A	MIL	.333	Gonzalez,A	LA
9	Pence,H	SF	.315	Rizzo,A	CHI	.307	Castro,S	CHI	.331	Gomez,C	MIL
9	Parra,G	MIL	.313	Adams,M	STL	.305	Carpenter,M	STL	.321	Ramirez,H	LA
9	Heyward,J	ATL	.310	Stanton,G	MIA	.305	Puig,Y	LA	.320	Blackmon,C	COL
9	Harper,B	WSH	.307	Lucroy,J	MIL	.304	Freeman,F	ATL	.320	Morneau,J	COL

HOME RUNS

RUNS BATTED IN

MULTI HIT GAMES

HITS

TOTAL BASES

GRAND SLAMS

TRIPLES

STOLEN BASES

HITTING STREAKS

ON BASE PERCENTAGE

SLUGGING PERCENTAGE

EXTRA BASE HITS

HOME BATTING AVG

ROAD BATTING AVG.

RISP BATTING AVG

DAY BATTING AVG

.368	Blackmon,C
.354	Revere,B
.340	Puig,Y
.335	Posey,B
.328	Kemp,M
.327	Morneau,J
.325	Gonzalez,A
.318	Harrison,J
.316	Span,D
.313	Werth,J

NIGHT BATTING AVG

.339	McCutchen,A
.336	Marte,S
.315	Morneau,J
.314	Harrison,J
.313	Lucroy,J
.305	Freeman,F
.305	Stanton,G
.299	Rendon,A
.296	Posey,B
.295	Span,D

VS RIGHTY AVG

.341	Morneau,J
.321	McCutchen,A
.318	Adams,M
.317	Sandoval,P
.314	Sandoval,P
.314	Posey,B
.307	Harrison,J
.307	Puig,Y
.304	Heyward,J
.303	Gonzalez,A

VS LEFTY AVG.

.395	Johnson,C
.367	Wright,D
.345	Harrison,J
.343	Stanton,G
.341	Revere,B
.331	Werth,J
.327	Ramirez,A
.321	Hechavarri,A
.320	Crawford,B
.317	Yelich,C

CAUGHT STEALING

23	Hamilton,B
19	Gordon,D
12	Gomez,C
11	Marte,S
10	LeMahieu,D
10	Blackmon,C
9	Segura,J
8	4 players tied

SACRIFICE BUNTS

13	Miller,S
12	Wheeler,Z
12	Cueto,J
11	Roark,T
10	Segura,J
9	9 players tied

SACRIFICE FLIES

11	Gonzalez,A
10	Crawford,B
9	Carpenter,M
9	Utley,C
8	Posey,B
8	Upton,J
8	LaRoche,A
8	Morneau,J
7	4 players tied

STRIKEOUTS

190	Howard,R
185	Byrd,M
183	Desmond,I
173	Upton,B
171	Upton,J
170	Stanton,G
164	Ozuna,M
159	Johnson,C
149	Bruce,J
145	2 players tied

GROUNDED INTO DP

31	McGehee,C
25	Simmons,A
23	Johnson,C
22	Wright,D
21	Hechavarri,A
21	Kemp,M
20	Holliday,M
19	Morse,M
19	Peralta,J
18	3 players tied

INTENTIONAL WALKS

24	Stanton,G
12	Mercer,J
12	Utley,C
11	Tejada,R
11	Montero,M
10	Crawford,B
10	Goldschmid,P
9	LaRoche,A
9	Gonzalez,A
8	2 players tied

HIT BY PITCH

20	Jay,J
19	Gomez,C
17	Marte,S
17	Holliday,M
15	Rizzo,A
15	Martin,Jr,R
13	Blackmon,C
13	Utley,C
13	Ramirez,A
12	4 players tied

AT BATS

650	Pence,H
616	McGehee,C
613	Rendon,A
610	Span,D
609	Gordon,D
607	Freeman,F
601	Revere,B
597	Frazier,T
596	Murphy,D
595	Carpenter,M

**HARDEST TO FAN
(PLATE APP. PER SO)**

12.8	Revere,B
10.3	Span,D
9.6	Simmons,A
9.2	Lucroy,J
9.2	Morneau,J
8.8	Posey,B
8.0	Segura,J
7.8	Utley,C
7.5	Sandoval,P
7.5	Murphy,D

**RBI RATIO
(AT BATS PER RBI)**

5.1	Gonzalez,A
5.1	Stanton,G
5.4	LaRoche,A
5.5	Upton,J
5.6	Duda,L
6.0	Howard,R
6.1	Kemp,M
6.1	Morneau,J
6.1	Posey,B
6.3	Ramirez,H

**HOME RUN RATIO
(AT BATS PER HOME RUN)**

14.6	Stanton,G
16.4	Rizzo,A
17.1	Duda,L
19.0	LaRoche,A
19.5	Upton,J
20.6	Frazier,T
21.6	Kemp,M
21.9	Gonzalez,A
21.9	McCutchen,A
22.3	Walker,N

**HARDEST TO DOUBLE UP
(AT BATS PER GIDP)**

564.0	Granderson,C
563.0	Hamilton,B
286.5	Heyward,J
203.0	Gordon,D
198.3	Carpenter,M
197.7	Blackmon,C
122.8	Crawford,B
101.7	Span,D
99.0	Marte,S
98.5	Byrd,M

GAMES PLAYED

162	Freeman,F
162	Pence,H
160	McGehee,C
159	Gonzalez,A
158	Carpenter,M
157	Frazier,T
157	Sandoval,P
157	Peralta,J
156	Holliday,M
155	2 players tied

NL PITCHING LEADERS

EARNED RUN AVERAGE

1.77	Kershaw,C	LA
2.25	Cueto,J	CIN
2.38	Wainwright,A	STL
2.41	Fister,D	WSH
2.46	Hamels,C	PHI
2.65	Alvarez,H	MIA
2.66	Zimmermann,J	WSH
2.71	Greinke,Z	LA
2.74	Lynn,L	STL
2.78	Wood,A	ATL

WINS

21	Kershaw,C	LA
20	Cueto,J	CIN
20	Wainwright,A	STL
18	Bumgarner,M	SF
17	Peralta,W	MIL
17	Greinke,Z	LA
16	Fister,D	WSH
15	4 players tied	

WINNING STREAKS

11	Kershaw,C	LA
2-Jun - 10-Aug		
8	Zimmermann,J	WSH
2-Aug - 28-Sep		
7	5 streaks tied	

SAVES

47	Kimble,C	ATL
45	Rosenthal,T	STL
44	Jansen,K	LA
44	Rodriguez,F	MIL
39	Cishek,S	MIA
39	Papelbon,J	PHI
36	Chapman,A	CIN
33	Melancon,M	PIT
32	Reed,A	ARI
32	Soriano,R	WSH

GAMES STARTED

34	Strasburg,S	WSH
34	Cueto,J	CIN
34	Burnett,A	PHI
33	8 players tied	

COMPLETE GAMES

6	Kershaw,C	LA
5	Wainwright,A	STL
4	Teheran,J	ATL
4	Bumgarner,M	SF
4	Cueto,J	CIN
3	Alvarez,H	MIA
3	Zimmermann,J	WSH
2	4 players tied	

GAMES

78	Smith,W	MIL
78	Watson,T	PIT
76	Familia,J	NY
75	Ottavino,A	COL
75	Dunn,M	MIA
75	Clippard,T	WSH
74	Brothers,R	COL
74	Duke,Z	MIL
73	4 players tied	

INNINGS PITCHED

243.2	Cueto,J	CIN
227.0	Wainwright,A	STL
221.0	Teheran,J	ATL
217.1	Bumgarner,M	SF
215.0	Strasburg,S	WSH
214.1	Leake,M	CIN
213.2	Burnett,A	PHI
204.2	Hamels,C	PHI
204.1	Harang,A	ATL
203.2	Lynn,L	STL

STRIKEOUTS

242	Strasburg,S	WSH
242	Cueto,J	CIN
239	Kershaw,C	LA
219	Bumgarner,M	SF
207	Kennedy,I	SD
207	Greinke,Z	LA
198	Hamels,C	PHI
195	Ross,T	SD
190	Burnett,A	PHI
187	Wheeler,Z	NY

WINNING PERCENTAGE

.875	Kershaw,C	LA	(21-3)
.737	Zimmermann,J	WSH	(14-5)
.727	Fister,D	WSH	(16-6)
.690	Cueto,J	CIN	(20-9)
.690	Wainwright,A	STL	(20-9)
.688	Cole,G	PIT	(11-5)
.680	Greinke,Z	LA	(17-8)
.667	Ryu,H	LA	(14-7)
.667	Arrieta,J	CHI	(10-5)
.650	Volquez,E	PIT	(13-7)

SHUTOUTS

3	Alvarez,H	MIA
3	Wainwright,A	STL
2	Teheran,J	ATL
2	Bumgarner,M	SF
2	Zimmermann,J	WSH
2	Cashner,A	SD
2	Kershaw,C	LA
2	Cueto,J	CIN
2	Lohse,K	MIL
1	14 players tied	

OPP. BATTING AVERAGE AGAINST

.194	Cueto,J	CIN
.196	Kershaw,C	LA
.218	Liriano,F	PIT
.222	Wainwright,A	STL
.230	Ross,T	SD
.232	Teheran,J	ATL
.233	Garza,M	MIL
.235	Hamels,C	PHI
.235	Volquez,E	PIT
.236	Miller,S	STL

HOME EARNED RUN AVERAGE

1.60	Alvarez,H	MIA
1.70	Kershaw,C	LA
1.71	Cueto,J	CIN
1.88	Ross,T	SD
2.11	Teheran,J	ATL
2.41	Wood,A	ATL
2.50	Lynn,L	STL
2.52	Roark,T	WSH
2.55	Greinke,Z	LA
2.56	Strasburg,S	WSH

ROAD EARNED RUN AVERAGE

1.72	Wainwright,A	STL
1.82	Hamels,C	PHI
1.85	Kershaw,C	LA
2.22	Bumgarner,M	SF
2.70	Gallardo,Y	MIL
2.76	Zimmermann,J	WSH
2.86	Greinke,Z	LA
2.89	Cueto,J	CIN
3.01	Volquez,E	PIT
3.03	Ryu,H	LA

DAY EARNED RUN AVERAGE

1.52	Cueto,J
1.56	Zimmermann,J
1.81	Ross,T
2.10	Hamels,C
2.54	Wainwright,A
2.57	Gallardo,Y
2.61	Simon,A
2.65	Peralta,W
2.74	Miller,S
2.76	Gee,D

NIGHT EARNED RUN AVERAGE

CIN	1.65	Kershaw,C	LA
WSH	2.14	Lynn,L	STL
SD	2.30	Wainwright,A	STL
PHI	2.46	Cashner,A	SD
STL	2.48	Alvarez,H	MIA
MIL	2.52	Greinke,Z	LA
CIN	2.58	Teheran,J	ATL
MIL	2.62	Fister,D	WSH
STL	2.65	Hamels,C	PHI
NY	2.66	Wood,A	ATL

HITS ALLOWED

223	Eovaldi,N
218	Colon,B
217	Leake,M
215	Harang,A
214	Kendrick,K
207	Miley,W
205	Burnett,A
199	Hudson,T
198	3 players tied

LOSSES

MIA	18	Burnett,A	PHI
NY	17	Stults,E	SD
CIN	15	Jackson,J,E	CHI
ATL	14	Eovaldi,N	MIA
PHI	14	Ross,T	SD
ARI	13	8 players tied	

HOME RUNS ALLOWED

29	Estrada,M	MIL
27	Haren,D	LA
26	Stults,E	SD
25	Kendrick,K	PHI
24	Morales,F	COL
23	Strasburg,S	WSH
23	Leake,M	CIN
23	Peralta,W	MIL
23	Miley,W	ARI
22	6 players tied	

FEWEST WALKS PER 9 IP

1.3	Zimmermann,J	WSH
1.3	Fister,D	WSH
1.3	Colon,B	NY
1.4	Kershaw,C	LA
1.6	Alvarez,H	MIA
1.6	Hudson,T	SF
1.7	Haren,D	LA
1.8	Roark,T	WSH
1.8	Bumgarner,M	SF
1.8	Strasburg,S	WSH

WILD PITCHES

15	Lincecum,T	SF
15	Volquez,E	PIT
12	Ross,T	SD
12	Greinke,Z	LA
12	Liriano,F	PIT
11	Kennedy,I	SD
9	10 players tied	

HIT BATSMEN

19	Morton,C	PIT
16	Burnett,A	PHI
15	Cueto,J	CIN
14	Volquez,E	PIT
13	Leake,M	CIN
12	Simon,A	CIN
11	Wheeler,Z	NY
11	Kendrick,K	PHI
9	5 players tied	

EARNED RUNS

109	Burnett,A	PHI
102	Kendrick,K	PHI
99	Jackson,J,E	CHI
97	Eovaldi,N	MIA
97	Miley,W	ARI
97	Wood,T	CHI
92	Colon,B	NY
88	Leake,M	CIN
86	Santana,E	ATL
85	Morales,F	COL

STRIKEOUTS PER 9 IP

10.8	Kershaw,C	LA
10.1	Strasburg,S	WSH
9.7	Liriano,F	PIT
9.3	Kennedy,I	SD
9.2	Greinke,Z	LA
9.1	Wheeler,Z	NY
9.1	Bumgarner,M	SF
9.0	Ross,T	SD
8.9	Cueto,J	CIN
8.9	Wood,A	ATL

BALKS

4	Morales,F	COL
3	Perez,O	ARI
2	Cingrani,A	CIN
2	Hatcher,D	MIA
2	Kershaw,C	LA
2	Martin,C	COL
1	39 players tied	

WALKS

96	Burnett,A	PHI
81	Liriano,F	PIT
79	Wheeler,Z	NY
76	Wood,T	CHI
75	Miley,W	ARI
73	Miller,S	STL
73	Hernandez,R	LA
72	Lynn,L	STL
72	Ross,T	SD
71	3 players tied	

RUNS ALLOWED

122	Burnett,A	PHI
110	Wood,T	CHI
108	Kendrick,K	PHI
107	Eovaldi,N	MIA
105	Jackson,J,E	CHI
103	Miley,W	ARI
101	Haren,D	LA
97	Colon,B	NY
93	Leake,M	CIN
93	Stults,E	SD

OPP. BAT. AVG. AGAINST

.194	Cueto,J	CIN
.196	Kershaw,C	LA
.218	Liriano,F	PIT
.222	Wainwright,A	STL
.230	Ross,T	SD
.232	Teheran,J	ATL
.233	Garza,M	MIL
.235	Hamels,C	PHI
.235	Volquez,E	PIT
.236	Miller,S	STL

GAMES FINISHED

66	Rodriguez,F	MIL
59	Rosenthal,T	STL
57	Jansen,K	LA
55	Reed,A	ARI
55	Cishek,S	MIA
54	Kimbrel,C	ATL
52	Papelbon,J	PHI
49	Mejia,J	NY
48	3 players tied	

NL ROOKIE BATTING LEADERS

BATTING AVERAGE

.305	Panik,J	SF	13	D'Arnaud,T	NY
.286	Peralta,D	ARI	12	Olt,M	CHI
.278	Inciarte,E	ARI	12	Wong,K	STL
.267	Solarte,Y	SD	10	Alcantara,A	CHI
.261	Owings,C	ARI	9	Baez,J	CHI
.251	La Stella,T	ATL	9	Medica,T	SD
.250	Hamilton,B	CIN	8	Peralta,D	ARI
.249	Wong,K	STL	7	Polanco,G	PIT
.247	Flores,W	NY	6	4 players tied	
.242	D'Arnaud,T	NY			

HOME RUNS

13	D'Arnaud,T	NY
12	Olt,M	CHI
12	Wong,K	STL
10	Alcantara,A	CHI
9	Baez,J	CHI
9	Medica,T	SD
8	Peralta,D	ARI
7	Polanco,G	PIT
6	4 players tied	

RUNS BATTED IN

48	Hamilton,B	CIN
42	Wong,K	STL
41	D'Arnaud,T	NY
36	Peralta,D	ARI
33	Polanco,G	PIT
33	Olt,M	CHI
31	LA Stella,T	ATL
29	Alcantara,A	CHI
29	Flores,W	NY
27	2 players tied	

MULTI HIT GAMES

37	Hamilton,B	CIN
30	Peralta,D	ARI
28	Inciarte,E	ARI
25	Wong,K	STL
25	Panik,J	SF
22	D'Arnaud,T	NY
20	La Stella,T	ATL
19	Owings,C	ARI
17	Polanco,G	PIT
16	Solarte,Y	SD

RUNS

72	Hamilton,B	CIN
54	Inciarte,E	ARI
52	Wong,K	STL
50	Polanco,G	PIT
48	D'Arnaud,T	NY
40	Peralta,D	ARI
34	Owings,C	ARI
31	Alcantara,A	CHI
31	Medica,T	SD
31	Panik,J	SF

HITS

141	Hamilton,B	CIN
116	Inciarte,E	ARI
100	Wong,K	STL
94	Peralta,D	ARI
93	D'Arnaud,T	NY
82	Panik,J	SF
81	Owings,C	ARI
80	La Stella,T	ATL
65	Polanco,G	PIT
64	Flores,W	NY

TOTAL BASES

200	Hamilton,B	CIN
160	D'Arnaud,T	NY
156	Wong,K	STL
150	Inciarte,E	ARI
148	Peralta,D	ARI
126	Owings,C	ARI
102	Alcantara,A	CHI
101	La Stella,T	ATL
99	Panik,J	SF
98	Medica,T	SD

GRAND SLAMS

1	Hernandez,E	MIA
1	Olt,M	CHI
1	Lamb,J	ARI
1	Flores,W	NY
1	Wong,K	STL
1	Marte,A	ARI
1	McBride,M	COL
1	Peralta,D	ARI

DOUBLES

25	Hamilton,B	CIN
22	D'Arnaud,T	NY
18	Inciarte,E	ARI
16	La Stella,T	ATL
15	Owings,C	ARI
14	Wong,K	STL
13	Flores,W	NY
12	Peralta,D	ARI
11	3 players tied	

TRIPLES

9	Peralta,D	ARI
8	Hamilton,B	CIN
6	Owings,C	ARI
3	Goebbert,J	SD
3	Wong,K	STL
3	D'Arnaud,T	NY
2	5 players tied	

STOLEN BASES

56	Hamilton,B	CIN
20	Wong,K	STL
19	Inciarte,E	ARI
14	Polanco,G	PIT
8	Alcantara,A	CHI
8	Owings,C	ARI
7	Den Dekker,M	NY
6	Medica,T	SD
6	Peralta,D	ARI
5	3 players tied	

HITTING STREAKS

18	Inciarte,E	ARI
	29-Jul - 18-Aug	
15	Inciarte,E	ARI
	12-Sep - 27-Sep	
12	Hamilton,B	CIN
	10-Jun - 24-Jun	
11	Polanco,G	PIT
	10-Jun - 21-Jun	
10	Campbell,E	NY
	27-Jun - 13-Jul	

WALKS

36	La Stella,T	ATL
34	Hamilton,B	CIN
32	D'Arnaud,T	NY
30	Polanco,G	PIT
25	Olt,M	CHI
25	Inciarte,E	ARI
23	Solarte,Y	SD
21	Den Dekker,M	NY
21	Wong,K	STL
17	2 players tied	

ON BASE PERCENTAGE

.343	Panik,J	SF
.336	Solarte,Y	SD
.328	La Stella,T	ATL
.320	Peralta,D	ARI
.318	Inciarte,E	ARI
.307	Polanco,G	PIT
.302	D'Arnaud,T	NY
.300	Owings,C	ARI
.292	Hamilton,B	CIN
.292	Wong,K	STL

SLUGGING PERCENTAGE

0.45	Peralta,D	ARI
.416	D'Arnaud,T	NY
.408	Medica,T	SD
.406	Owings,C	ARI
.388	Wong,K	STL
.375	Flores,W	NY
.368	Panik,J	SF
.367	Alcantara,A	CHI
.359	Inciarte,E	ARI
.356	Olt,M	CHI

EXTRA BASE HITS

39	Hamilton,B	CIN
38	D'Arnaud,T	NY
29	Wong,K	STL
29	Peralta,D	ARI
27	Owings,C	ARI
24	Inciarte,E	ARI
23	Alcantara,A	CHI
22	Medica,T	SD
20	Olt,M	CHI
20	Flores,W	NY

OUTFIELD ASSISTS

10	Inciarte,E	ARI
10	Hamilton,B	CIN
6	Peralta,D	ARI
5	Polanco,G	PIT
4	Den Dekker,M	NY
4	Almonte,A	SD
3	Taveras,O	STL
3	Alcantara,A	CHI
2	6 players tied	

NL ROOKIE PITCHING LEADERS

EARNED RUN AVERAGE

2.69	Degrom,J
3.30	Hale,D
3.36	Despaigne,O
3.75	Buchanan,D
3.76	Nuno,V
4.01	Anderson,C
4.05	Matzek,T

WINS

9	Degrom,J
9	Anderson,C
7	Hendricks,K
7	Hahn,J
6	Buchanan,D
6	Matzek,T
4	5 players tied

WINNING STREAKS

5	Degrom,J	NY
8-Jul - 2-Aug		ARI
5	Hendricks,K	CHI
1-Aug - 3-Sep		SD
5	Anderson,C	ARI
11-May - 8-Jun		COL
4	3 streaks tied	

SAVES

6	Quackenbus,K	SD
5	Familia,J	NY
3	Ramirez,N	CHI
1	Simmons,S	ATL
1	Giles,K	PHI
1	Strickland,H	SF
1	Holdzkom,J	PIT

GAMES STARTED

22	Degrom,J
21	Anderson,C
20	Buchanan,D
19	Matzek,T
16	Despaigne,O
14	Nuno,V
13	Wada,T
13	Hendricks,K
12	Hahn,J
12	Nelson,J

COMPLETE GAMES

1	Matzek,T	COL
		NY
		ARI
		PHI
		COL
		SD
		ARI
		CHI
		CHI
		SD
		MIL

GAMES

76	Familia,J	NY
61	Schlitter,B	CHI
57	Marshall,E	ARI
56	Quackenbus,K	SD
54	Kahnle,T	COL
50	Barrett,A	WSH
50	Ramirez,N	CHI
50	Hollands,M	PHI
45	Hale,D	ATL
44	2 players tied	

INNINGS PITCHED

140.1	Degrom,J
117.2	Buchanan,D
117.2	Matzek,T
114.1	Anderson,C
96.1	Despaigne,O
87.1	Hale,D
83.2	Nuno,V
80.1	Hendricks,K
77.1	Familia,J
73.1	Hahn,J

STRIKEOUTS

144	Degrom,J	NY
105	Anderson,C	ARI
91	Matzek,T	COL
73	Familia,J	NY
71	Buchanan,D	PHI
70	Hahn,J	SD
69	Nuno,V	ARI
65	Despaigne,O	SD
64	Giles,K	PHI
63	Kahnle,T	COL

WINNING PERCENTAGE

.600	Degrom,J	NY	(9-6)
.563	Anderson,C	ARI	(9-7)
.353	Matzek,T	COL	(6-11)

SHUTOUTS

1	Matzek,T
---	----------

OPPONENTS BAT. AVG. AGAINST

.228	Nuno,V	ARI
.228	Degrom,J	NY
.237	Despaigne,O	SD
.264	Hale,D	ATL
.264	Buchanan,D	PHI
.267	Matzek,T	COL
.268	Anderson,C	ARI

FINAL SPRING TRAINING STATISTICS

BATTING

NAME	BA	SLG	OBP	G	AB	R	H	TB	2B	3B	HR	RBI	SH	SF	HBP	BB	IBB	SO	SB	CS	GDP	E
Aliotti	.167	.333	.167	6	6	0	1	2	1	0	0	1	0	0	0	0	0	1	0	0	0	0
Barton	.273	.394	.478	17	33	6	9	13	4	0	0	5	0	0	1	12	0	2	0	0	0	0
Burns	.306	.347	.370	26	72	12	22	25	1	1	0	3	1	1	0	8	0	16	10	3	1	1
Callaspo	.333	.392	.393	19	51	9	17	20	3	0	0	4	0	0	0	5	0	3	0	0	0	1
Carrithers	.364	.364	.333	12	11	2	4	4	0	0	0	2	0	1	0	0	0	0	0	0	0	1
Cespedes	.167	.267	.215	20	60	10	10	16	3	0	1	9	0	1	1	3	0	14	0	0	3	1
Coleman	.143	.571	.333	6	7	1	1	4	0	0	1	1	0	0	0	2	0	5	0	0	1	0
Crisp	.261	.348	.414	16	46	11	12	16	4	0	0	5	0	0	0	12	0	11	1	0	0	0
Crocker	.000	.000	.000	2	1	0	0	0	0	0	0	0	0	0	0	0	0	1	0	0	0	0
Crumbly	.200	.400	.333	7	5	0	1	2	1	0	0	1	0	0	0	1	0	1	0	0	0	0
Donaldson	.275	.549	.377	19	51	10	14	28	3	1	3	12	0	1	1	8	0	12	0	0	1	3
Elmore	.314	.353	.397	24	51	9	16	18	2	0	0	4	1	0	0	7	0	8	0	2	1	2
Freiman	.238	.405	.327	23	42	4	10	17	2	1	1	11	0	1	1	5	0	11	0	0	2	0
Fuld	.271	.475	.348	22	59	14	16	28	1	4	1	7	0	0	0	7	0	5	1	0	1	0
Gimenez	.242	.333	.324	25	33	1	8	11	3	0	0	3	1	0	0	4	0	8	0	0	2	1
Goebbert	.111	.167	.238	19	18	2	2	3	1	0	0	0	1	0	0	3	0	9	0	0	1	0
Jaso	.292	.500	.364	19	48	8	14	24	4	0	2	13	0	1	2	4	0	13	0	0	3	1
Ladendorf	.267	.333	.267	11	15	2	4	5	1	0	0	2	0	0	0	0	2	0	0	0	0	2
Lipkin	---	---	---	1	0	0	0	0	0	0	0	0	0	0	0	0	0	0	0	0	0	0
Lowrie	.231	.481	.305	18	52	12	12	25	5	1	2	12	0	1	0	6	1	10	0	0	1	4
Martinez	.207	.207	.207	20	29	3	6	6	0	0	0	3	0	0	0	0	2	0	0	0	0	0
Maxwell	.250	.500	.250	4	4	0	1	2	1	0	0	0	0	0	0	0	2	0	0	0	0	0
McKinney	.385	.462	.429	12	13	4	5	6	1	0	0	2	0	0	0	1	0	3	0	0	0	1
Montz	.292	.583	.357	13	24	2	7	14	1	0	2	5	0	1	0	3	0	6	0	0	0	0
Moss	.364	.682	.462	16	44	9	16	30	2	0	4	14	0	0	2	6	0	11	0	0	0	2
Muncy	1.000	1.000	1.000	1	1	1	1	1	0	0	0	1	0	0	0	0	0	0	0	0	0	0
Myers	.000	.000	.000	3	2	0	0	0	0	0	0	0	0	0	0	0	0	0	0	0	0	0
Nakajima	.333	.333	.429	6	6	3	2	2	0	0	0	1	0	0	0	1	0	1	0	0	0	0
Norris	.378	.689	.417	16	45	11	17	31	5	0	3	12	0	0	0	3	0	5	1	0	2	1
Nunez	.000	.000	.000	2	3	0	0	0	0	0	0	0	0	0	0	0	0	2	0	0	0	0
Oberacker	.333	.333	.500	5	3	1	1	1	0	0	0	0	0	0	0	1	0	1	0	0	0	0
Olson	---	---	---	2	0	1	0	0	0	0	0	0	0	0	0	0	0	0	0	0	0	0
Ortiz	.333	.333	.333	4	3	0	1	1	0	0	0	0	0	0	0	0	0	2	0	0	0	1
Parrino	.000	.000	.500	1	1	0	0	0	0	0	0	0	0	0	0	1	0	0	0	0	0	0
Perez	1.000	1.000	1.000	2	1	0	1	1	0	0	0	1	0	0	0	0	0	0	0	0	0	0
Peterson	.167	.167	.375	10	12	0	2	2	0	0	0	1	0	0	0	4	0	6	0	0	1	0
Punto	.356	.422	.431	17	45	8	16	19	3	0	0	5	0	0	0	6	0	6	1	1	1	2
Reddick	.333	.574	.373	19	54	5	18	31	4	0	3	15	0	1	0	4	0	15	1	0	2	0
Robertson	.217	.217	.217	17	23	1	5	5	0	0	0	1	0	0	0	0	0	10	0	0	0	1
Russell	.280	.440	.280	12	25	3	7	11	2	1	0	3	0	0	0	0	0	5	1	0	0	2
Sogard	.255	.298	.340	18	47	8	12	14	2	0	0	4	1	0	0	6	0	8	2	0	3	3
B. Taylor	---	---	---	1	0	0	0	0	0	0	0	0	0	0	0	0	0	0	0	0	0	0
M. Taylor	.274	.532	.348	27	62	11	17	33	5	1	3	10	0	0	1	6	0	17	1	0	3	1
Vogt	.364	.659	.429	20	44	9	16	29	2	1	3	12	0	0	0	5	0	5	1	0	0	1
Whitaker	.000	.000	.000	4	2	0	0	0	0	0	0	0	0	0	0	0	0	0	0	0	0	0
TEAM	.280	.433	.358	33	1156	193	324	500	67	11	29	185	6	9	9	135	1	239	20	6	29	33
OPPONENTS	.261	.436	.324	33	1117	168	292	487	51	6	44	158	3	13	13	96	0	247	27	10	28	29

PITCHING

NAME	W	L	ERA	G	GS	CG	SHO	SV	INN	H	R	ER	HR	SH	SFHBP	BB	IBB	SO	WP	BK	BA	
Abad	0	0	3.27	11	0	0	0	0	11.0	8	4	4	2	0	1	0	0	12	0	0	.205	
Alcantara	0	0	0.00	2	0	0	0	0	4.0	3	1	0	0	1	0	0	1	2	0	0	.214	
Barham	0	0	0.00	1	0	0	0	0	0.1	0	0	0	0	0	0	0	0	1	0	0	.000	
Buschmann	0	0	5.40	5	0	0	0	0	5.0	5	3	3	1	0	0	0	1	8	0	0	.238	
Chavez	5	1	2.22	7	5	0	0	1	28.1	22	7	7	4	0	0	1	6	25	0	0	.216	
R. Doolittle	0	0	40.50	1	0	0	0	0	0.2	2	3	3	0	0	0	0	1	0	1	0	.500	
S. Doolittle	1	1	3.24	9	0	0	0	0	8.1	7	3	3	2	0	0	0	1	6	0	0	.226	
Dull	0	0	27.00	3	0	0	0	0	1.2	6	6	5	2	0	1	1	1	2	0	0	.600	
Flores	0	0	8.10	4	0	0	0	1	3.1	2	4	3	0	0	0	0	5	4	1	0	.167	
Frankoff	0	0	0.00	1	0	0	0	0	1.0	1	0	0	0	0	0	0	1	1	0	0	.250	
Gailey	0	0	9.00	2	0	0	0	0	2.0	2	2	2	1	0	0	0	1	0	2	0	.250	
Gray	0	1	3.48	6	6	0	0	0	20.2	18	11	8	1	0	1	0	6	16	2	0	.228	
Gregerson	0	0	4.91	8	0	0	0	0	7.1	9	4	4	0	0	0	0	3	9	1	0	.310	
Griffin	0	0	10.38	3	3	0	0	0	8.2	19	10	10	2	0	1	1	0	6	0	0	.452	
Hassebrock	0	0	0.00	1	0	0	0	0	0.1	0	0	0	0	0	0	0	0	1	1	0	.000	
Hooker	1	2	12.79	7	0	0	0	0	6.1	8	9	9	3	1	1	0	4	4	0	0	.364	
House	0	0	5.40	1	0	0	0	0	1.2	2	1	1	0	0	1	0	0	1	0	0	.333	
Humber	0	1	15.00	7	0	0	0	0	6.0	11	11	10	1	0	0	3	6	5	1	0	.393	
Johnson	0	0	5.00	9	0	0	0	0	9.0	11	5	5	1	0	1	0	3	5	1	0	.324	
Kazmir	1	0	1.62	4	4	0	0	0	16.2	9	3	3	0	0	0	0	7	14	1	0	.155	
Leon	0	0	2.13	5	1	0	0	1	12.2	6	3	3	0	0	0	1	4	0	11	1	.140	
Lindblom	0	2	4.02	6	1	0	0	0	15.2	16	7	7	2	1	1	0	4	0	11	1	.271	
McBryde	0	0	3.38	3	0	0	0	0	2.2	3	1	1	1	0	0	0	0	1	0	0	.300	
Milone	2	1	4.26	5	4	0	0	0	19.0	18	12	9	4	0	2	1	5	8	0	1	.240	
Murphy	0	0	0.00	1	1	0	0	0	4.1	1	0	0	0	0	0	0	1	2	0	0	.071	
Neal	1	0	0.00	2	0	0	0	0	3.2	1	0	0	0	0	0	0	0	6	0	0	.100	
Nieve	0	0	6.35	6	0	0	0	0	1	5.2	11	4	4	2	0	0	0	2	5	0	.423	
Otero	1	0	4.50	9	0	0	0	0	12.0	12	8	6	2	0	0	1	0	9	2	0	.255	
Parker	0	0	10.61	3	3	0	0	0	9.1	11	11	11	3	0	0	1	4	8	0	0	.289	
Pomeranz	1	1	2.84	8	0	0	0	0	12.2	13	7	4	2	0	0	1	3	20	2	0	.250	
Sanburn	0	0	16.20	2	0	0	0	0	1.2	3	3	3	1	0	0	0	0	1	0	0	.375	
Savery	1	0	2.08	8	1	0	0	0	8.2	12	4	2	0	0	1	0	7	12	2	0	.333	
Scribner	0	1	5.25	9	0	0	0	0	12.0	14	7	7	2	0	1	0	2	11	1	0	.286	
Smyth	0	0	3.00	3	0	0	0	0	3.0	1	1	1	1	0	0	0	0	1	0	0	.091	
Straily	0	0	4.73	4	4	0	0	0	13.1	14	7	7	1	0	1	1	10	8	0	0	.275	
Uriaub	1	1	8.10	4	0	0	0	0	3.1	4	3	3	2	0	0	0	2	0	1	0	.333	
Werner	0	0	0.00	7	0	0	0	0	5.2	2	0	0	0	0	0	0	2	4	0	0	.105	
Ynoa	0	1	9.00	2	0	0	0	0	3.0	5	3	3	1	0	0	1	3	0	3	0	.417	
TEAM	15	13	4.68	33	33	0	2	4	290.2	292	168	151	44	3	13	13	96	0	247	17	1	261
OPPONENTS	13	15	5.49	33	33	0	1	6	290.0	324	193	177	29	6	9	9	135	1	239	17	3	280

SPRING TRAINING RESULTS

DATE	OPPONENT	SCORE	RECORD	WINNER	LOSER	ATTEND.	HOME CUM.
Feb. 26	at San Francisco	W, 10-5	1-0	Chavez	Petit	6,498	
Feb. 27	Milwaukee	L, 3-11	1-1	Estrada	Milone	3,649	3,649
Feb. 28	San Francisco	W, 7-6	2-1	Neal	Hembree	4,285	7,934
March 1	Texas	T, 2-2	2-1-1	--	--	4,232	12,166
March 2	at Los Angeles (AL)	W, 3-2	3-1-1	Chavez	Santiago	4,777	
March 3	Los Angeles (NL)	W, 7-3	4-1-1	Doolittle	Kershaw	3,862	16,028
March 4	Milwaukee	W, 6-4		Urlaub	Hellweg	2,209	18,237
	at Chicago (NL)	L, 4-6	5-2-1	Rosscup	Ynoa	10,049	
March 5	at Milwaukee	L, 2-7	5-3-1	Duke	Pomeranz	2,408	
March 6	at Arizona	T, 8-8 (10)	5-3-2	--	--	8,185	
March 7	Arizona	W, 2-0	6-3-2	Chavez	Miley	5,686	23,923
March 8	at Colorado	L, 4-5	6-4-2	Bettis	Lindblom	11,193	
March 9	Chicago (AL)	T, 2-2	6-4-3	--	--	5,500	29,423
March 10	at Los Angeles (NL)	T, 8-8	6-4-4	--	--	7,556	
March 11	at San Diego	L, 5-6	6-5-4	Sampson	Humber	3,750	
March 12	Kansas City	L, 1-3	6-6-4	Joseph	Doolittle	4,183	33,606
March 13	Colorado	W, 10-5	7-6-4	Hooker	Belisle	7,078	40,684
March 14	at Kansas City	T, 9-9	7-6-5	--	--	6,486	
March 15	Texas	L, 15-16		Tolleson	Hooker	7,752	48,436
	at San Francisco	W, 8-1	8-7-5	Milone	Cain	12,258	
March 16	at Cincinnati	L, 6-7	8-8-5	Wang	Lindblom	6,413	
March 17	Chicago (NL)	W, 6-2	9-8-5	Savery	Wang	6,099	54,535
March 18	at Chicago (AL)	W, 16-6	10-8-5	Chavez	Quintana	7,179	
March 19	at Cleveland	W, 13-3	11-8-5	Pomeranz	Carrasco	4,758	
March 20	OFF DAY						
March 21	at San Francisco	L, 0-3	11-9-5	Petit	Gray	12,148	
March 22	Seattle	W, 6-5	12-9-5	Otero	Baker	7,250	61,785
March 23	Chicago (NL)	L, 6-8		Russell	Chavez	6,511	68,296
	at Seattle	L, 4-6	12-11-5	Luetge	Scribner	9,512	
March 24	at Texas	L, 2-6	12-12-5	Frasor	Hooker	5,221	
March 25	Cincinnati	W, 8-4	13-12-5	Milone	Francis	4,682	72,978
March 26	Los Angeles (AL)	L, 2-6	13-13-5	Wilson	Urlaub	5,033	78,011
March 27	San Francisco (at S.F.)	W, 4-0	14-13-5	Kazmir	Hudson	35,688	
March 28	San Francisco (at S.F.)	W, 4-1	15-13-5	Chavez	Lincecum	42,725	
March 29	San Francisco (at Oak.)	Cancelled, Rain					

MINOR LEAGUE STATISTICS

SACRAMENTO

BATTERS	AVG	G	AB	R	H	2B	3B	HR	RBI	SH	SF	HP	BB	IBB	SO	SB	CS	DP	SLG	OBP	E
Aliotti, Anthony	.259	72	243	30	63	17	0	2	21	0	1	2	32	1	76	1	1	6	.354	.349	4
Anderson, Bryan	.381	5	21	4	8	3	1	0	4	0	1	1	1	0	7	0	0	0	.619	.417	0
Barton, Daric	.261	85	314	46	82	18	1	9	56	0	4	6	51	2	40	0	1	11	.411	.371	3
Blanks, Kyle	.429	7	21	4	9	0	0	1	3	0	1	0	6	0	3	0	0	1	.571	.536	0
Burns, Billy	.193	28	109	17	21	2	0	0	5	3	0	0	9	0	19	3	1	2	.211	.254	1
Buss, Nick	.307	110	450	79	138	17	2	4	52	2	5	4	45	1	75	14	4	8	.380	.371	4
Carrithers, Alden	.284	101	387	60	110	13	3	2	53	5	3	7	55	0	45	14	5	11	.349	.381	5
DeVoss, Zeke	.333	1	3	0	1	0	0	0	0	0	0	0	1	0	0	0	0	0	.333	.500	0
Elmore, Jake	.282	47	181	30	51	15	0	0	18	0	2	1	27	1	26	9	4	9	.365	.374	7
Exposito, Luis	.303	19	66	9	20	6	0	0	2	0	0	1	11	0	16	0	0	2	.394	.410	10
Freiman, Nate	.284	80	310	48	88	22	1	15	74	0	7	7	40	1	73	0	0	10	.506	.371	2
Gentry, Craig	.267	4	15	2	4	0	0	0	5	0	2	0	1	0	4	0	0	0	.267	.278	0
Goebbert, Jake	.257	31	109	21	28	7	1	6	25	0	2	2	19	1	20	1	0	4	.505	.371	0
Kirkland, Wade	.111	3	9	1	1	1	0	0	0	0	0	0	0	0	4	1	0	0	.222	.111	0
Ladendorf, Tyler	.297	78	273	44	81	18	3	2	43	0	4	2	35	0	56	3	1	4	.407	.376	9
Lipkin, Ryan	.269	7	26	1	7	0	0	0	1	0	0	0	0	0	2	0	0	3	.269	.269	0
Lowrie, Jed	.222	2	9	1	2	0	0	0	0	0	0	0	0	0	1	0	0	0	.222	.222	1
Martinez, Jose	.276	122	446	55	123	19	0	8	61	6	7	7	44	0	53	2	2	17	.372	.345	5
Martinez, Luis	.150	14	40	1	6	1	0	0	3	0	0	2	5	0	10	0	0	1	.175	.277	0
Matthes, Kent	.208	26	101	14	21	5	0	1	12	0	0	1	9	0	31	2	1	2	.287	.279	0
Nakajima, Hiroyuki	.128	12	39	3	5	2	0	0	4	0	1	1	4	0	10	1	0	2	.179	.222	1
Ortiz, Ryan	.215	81	247	31	53	9	2	2	22	2	0	5	52	0	67	0	0	8	.291	.362	3
Parrino, Andy	.286	90	374	57	107	19	2	7	52	1	1	2	44	1	97	7	0	11	.404	.363	13
Peterson, Shane	.308	137	543	101	167	40	5	11	90	8	6	2	66	4	139	11	2	14	.460	.381	7
Pohl, Philip	.276	8	29	2	8	4	0	0	6	0	0	1	1	0	10	0	0	0	.414	.323	1
Reddick, Josh	.438	4	16	1	7	3	0	0	0	0	0	0	1	0	1	1	1	0	.625	.471	0
Taylor, Michael	.243	59	218	34	53	14	1	5	31	0	1	6	33	1	50	7	2	3	.385	.357	3
Vogt, Stephen	.364	21	88	18	32	8	2	3	19	0	1	0	8	0	8	1	0	0	.602	.412	2
Walsh, Colin	.272	47	147	16	40	4	0	2	18	1	2	3	19	3	38	1	0	4	.340	.363	6
Whitaker, Josh	.238	22	84	9	20	5	0	3	12	1	2	0	6	0	26	1	0	5	.405	.283	2
Wilson, Kenny	.135	14	52	6	7	1	0	0	5	1	0	1	3	0	14	2	0	3	.154	.196	0
Team Total	.274	144	4973	745	1363	273	24	83	696	31	53	64	628	16	1024	82	25	147	.389	.359	108

PITCHERS	W	L	ERA	G	GS	CG	SHO	SV	SVO	IP	H	R	ER	HR	HB	BB	IBB	SO	WP	BK	AVG
Atherton, Tim	0	1	54.00	1	1	0	0	0	0	1.0	5	6	6	2	0	2	0	0	0	0	.625
Berger, Eric	0	0	6.75	3	0	0	0	0	0	1.1	3	1	1	1	0	1	0	0	1	0	.429
Blanton, Joe	1	0	5.06	2	2	0	0	0	0	10.2	13	7	6	1	0	3	0	10	1	0	.302
Buschmann, Matt	9	7	4.52	23	22	1	1	0	0	133.1	142	76	67	15	6	49	1	123	8	0	.275
Carrithers, Alden	0	0	0.00	1	0	0	0	0	0	1.0	1	0	0	0	0	1	0	0	0	0	.250
Castro, Angel	0	3	7.78	4	4	0	0	0	0	19.2	34	20	17	3	1	6	0	10	0	0	.410
Exposito, Luis	0	0	0.00	1	0	0	0	0	0	1.0	0	0	0	0	0	3	0	0	0	0	.000
Flores, Jose	2	1	4.60	24	0	0	0	0	1	29.1	33	17	15	2	1	17	2	25	4	0	.292
Frankoff, Seth	1	1	4.40	22	0	0	0	1	2	30.2	30	16	15	3	1	10	0	22	2	0	.254
Granier, Drew	0	0	15.75	1	1	0	0	0	0	4.0	12	7	7	0	0	0	0	1	0	0	.522
Healy, Tucker	1	1	8.14	20	0	0	0	0	1	24.1	31	24	22	4	1	14	0	28	1	0	.307
Hooker, Deryk	0	4	4.25	22	1	0	0	0	2	36.0	43	22	17	2	2	16	1	16	7	0	.305
House, Austin	0	0	0.00	4	0	0	0	0	0	7.0	3	0	0	0	2	4	0	3	1	0	.143
Humber, Philip	6	4	3.65	44	3	0	0	1	2	69.0	67	33	28	8	3	26	3	68	2	1	.248
Lamb, Chris	0	1	54.00	1	0	0	0	0	1	0.1	2	2	2	0	0	2	0	0	0	0	1.000
Leon, Arnold	10	7	4.97	27	27	0	0	0	0	145.0	170	84	80	12	6	51	0	128	14	2	.295
Lindblom, Josh	4	3	5.79	17	16	0	0	0	0	84.0	92	60	54	10	3	26	0	60	1	0	.280
Marks, Justin	0	0	0.00	4	0	0	0	0	0	3.2	0	0	0	0	0	1	0	2	0	0	.000
McBryde, Jeremy	3	4	2.22	51	1	0	0	17	19	65.0	40	19	16	4	1	26	5	66	2	0	.181
McGuire, Deck	2	4	8.05	7	6	0	0	0	0	34.2	49	32	31	5	0	16	1	16	1	0	.340
Milone, Tommy	1	1	6.43	4	4	0	0	0	0	21.0	28	16	15	5	0	9	0	17	1	0	.318
Murphy, Sean	2	4	7.18	7	7	0	0	0	0	36.1	41	31	29	6	2	18	0	20	1	1	.283
Neal, Zach	7	7	4.07	20	19	0	0	0	0	119.1	137	70	54	15	4	16	0	80	2	0	.288
Nieve, Fernando	2	1	7.01	18	0	0	0	3	4	25.2	38	22	20	4	1	14	3	24	3	0	.342
O'Flaherty, Eric	0	1	4.32	7	1	0	0	0	0	8.1	6	4	4	1	0	3	0	5	3	0	.207
Pomeranz, Drew	3	1	3.69	8	8	0	0	0	0	46.1	45	19	19	6	0	17	1	54	2	0	.260
Rodriguez, Fernando	3	0	1.97	38	0	0	0	0	0	45.2	40	12	10	2	3	16	1	53	3	0	.235
Savery, Joe	7	1	2.84	43	0	0	0	2	4	44.1	37	15	14	4	1	17	1	45	2	0	.228
Scribner, Evan	4	1	3.06	40	0	0	0	16	20	47.0	39	16	16	4	1	9	0	72	0	2	.223

SACRAMENTO, CONT.

PITCHERS	W	L	ERA	G	GS	C	SHO	SV	SVO	IP	H	R	ER	HR	HB	BB	IBB	SO	WP	BK	AVG
Smyth, Paul	5	2	3.05	46	0	0	0	1	59.0	43	22	20	9	6	14	0	0	56	1	0	.202
Straily, Dan	4	3	4.71	10	10	0	0	0	63.0	54	33	33	9	2	26	0	0	67	3	0	.241
Urlaub, Jeff	0	0	4.05	6	0	0	0	0	6.2	7	4	3	1	1	2	1	1	8	1	0	.259
Walden, Marcus	2	2	5.73	11	11	0	0	0	59.2	69	42	38	6	4	27	1	34	2	0	0	.297
Walsh, Colin	0	0	9.00	2	0	0	0	0	3.0	7	3	3	0	0	3	0	1	0	0	0	.438
Team Total	79	65	4.60	144	144	1	5	40	57	1286.1	1361	735	658	144	52	465	21	1114	69	6	.274

MIDLAND

BATTERS	AVG	G	AB	R	H	2B	3B	HR	RBI	SH	SF	HP	BB	IBB	SO	SB	CS	DP	SLG	OBP	E
Aliotti, Anthony	.277	48	166	26	46	11	1	7	27	1	0	2	28	1	64	0	0	2	482	.388	3
Barfield, Jeremy	.261	43	142	16	37	6	2	3	16	0	1	1	29	0	41	0	1	6	.394	.387	0
Burns, Billy	.250	91	364	57	91	20	3	1	23	6	4	3	44	0	65	51	5	6	.330	.333	5
Chapman, Matt	.000	1	3	0	0	0	0	0	0	0	0	0	0	0	0	0	0	0	.000	.000	0
Chavez, Jose	.167	3	12	1	2	1	0	0	1	0	0	0	1	0	4	0	0	0	.250	.231	1
Coleman, Dusty	.223	135	489	79	109	27	2	18	81	4	5	9	47	0	202	16	5	10	.397	.300	22
Crumbliss, Conner	.251	118	439	65	110	25	4	10	49	2	5	7	69	1	66	13	2	5	.394	.358	11
Forsythe, Blake	.224	72	232	26	52	12	1	5	26	1	1	1	27	0	77	0	1	4	.349	.307	7
Head, Miles	.219	58	210	21	46	7	1	7	28	0	3	3	11	0	52	1	0	5	.362	.264	6
Lamas, Antonio	.167	2	6	0	1	0	0	0	0	0	0	0	0	0	2	0	0	0	.167	.167	0
Lipkin, Ryan	.000	1	3	0	0	0	0	0	0	0	0	0	0	0	1	0	0	0	.000	.000	0
Marte, Jefry	.259	107	405	50	105	17	0	10	53	1	6	3	45	0	69	9	3	11	.375	.333	21
Matthes, Kent	.241	78	295	43	71	21	1	15	60	0	1	3	20	1	84	5	0	4	.471	.295	2
Maxwell, Bruce	.141	25	85	8	12	3	0	0	2	0	0	0	9	0	32	0	1	6	.176	.223	0
Muncy, Max	.264	122	435	59	115	23	3	7	63	0	6	2	87	5	92	7	2	1	.379	.385	8
Myers, D'Arby	.305	59	213	36	65	14	2	2	21	4	3	2	17	0	38	9	6	6	.418	.357	3
Nakajima, Hiroyuki	.266	73	256	30	68	8	0	6	31	1	3	3	26	0	56	3	3	8	.349	.307	9
Oberacker, Chad	.220	86	291	31	64	11	5	2	20	5	2	0	23	1	52	8	5	2	.313	.275	1
Russell, Addison	.333	13	48	7	16	3	1	1	8	0	1	1	8	0	8	3	2	3	.500	.439	2
Taylor, Beau	.239	63	209	22	50	15	0	3	26	2	1	1	23	0	61	1	1	1	.354	.316	3
Walsh, Colin	.287	25	101	13	29	5	0	1	10	0	3	1	11	0	26	1	1	1	.366	.353	4
Whitaker, Josh	.320	51	197	26	63	11	1	9	42	0	2	2	14	0	38	3	2	4	.523	.367	3
Wilson, Kenny	.327	27	113	12	37	7	1	0	8	1	0	1	2	0	24	7	3	4	.407	.345	0
Team Total	.252	140	4714	628	1189	247	28	107	595	28	46	45	541	9	1154	137	43	89	.385	.332	125

PITCHERS	W	L	ERA	G	GS	C	SHO	SV	SVO	IP	H	R	ER	HR	HB	BB	IBB	SO	WP	BK	AVG
Alcantara, Raul	2	0	2.29	3	3	0	0	0	0	19.2	17	5	5	0	2	5	0	10	1	0	.250
Barfield, Jeremy	0	0	0.00	2	0	0	0	0	0	1.2	1	0	0	0	0	0	0	4	1	0	.143
Castillo, Jesus	1	0	3.95	8	0	0	0	1	2	13.2	12	6	6	0	1	6	0	9	1	0	.255
Crumbliss, Conner	0	1	9.00	2	0	0	0	0	0	1.0	3	1	1	0	0	2	0	1	0	0	.500
Doolittle, Ryan	5	3	3.23	30	0	0	0	0	0	47.1	47	22	17	4	4	19	3	47	2	0	.254
Dull, Ryan	5	5	2.88	40	0	0	0	6	9	56.1	52	24	18	6	3	15	4	61	5	1	.240
Duran, Omar	1	0	3.14	11	0	0	0	1	14.1	7	5	5	2	0	6	0	18	0	0	0	.146
Finnegan, Kyle	0	1	11.81	1	1	0	0	0	0	5.1	10	7	7	3	1	1	0	6	1	0	.455
Flores, Jose	1	2	2.96	22	0	0	0	12	13	24.1	16	8	8	1	1	10	0	18	1	0	.184
Frankoff, Seth	2	2	2.41	27	0	0	0	15	16	33.2	29	10	9	3	0	11	2	47	0	0	.232
Gailey, Frank	1	0	3.46	40	0	0	0	0	0	52.0	50	21	20	4	3	21	2	44	3	0	.256
Granier, Drew	7	7	4.56	26	24	0	0	0	0	126.1	131	82	64	15	9	76	0	93	10	0	.266
Hasselbrock, Blake	4	0	7.24	21	0	0	0	0	0	32.1	59	33	26	5	4	10	0	20	1	0	.391
Haviland, Shawn	7	7	3.87	25	25	0	0	0	0	146.1	137	70	63	14	8	51	0	95	8	0	.254
Healy, Tucker	0	1	2.33	12	0	0	0	4	4	19.1	17	5	5	1	0	6	1	29	1	0	.227
Hooker, Deryk	1	0	3.45	12	3	0	0	0	0	28.2	34	11	11	0	0	11	0	20	2	0	.306
Jensen, Chris	12	8	3.14	26	26	0	0	0	0	160.1	147	65	56	3	13	62	0	94	10	0	.246
Long, Nate	13	8	3.18	28	25	0	0	0	0	150.0	147	60	53	17	6	49	1	126	11	0	.260
Murphy, Sean	4	3	3.95	10	10	0	0	0	0	57.0	66	27	25	3	1	18	0	53	6	0	.296
Neal, Zach	3	0	0.58	5	5	0	0	0	0	31.0	25	5	2	0	3	4	0	25	1	0	.212
Peters, Tanner	0	3	3.63	3	3	0	0	0	0	17.1	18	9	7	2	0	5	0	7	1	0	.273
Sexton, Tim	1	1	5.91	5	0	0	0	0	0	10.2	15	7	7	0	0	2	1	11	0	0	.333
T Sexton, Tim	2	1	4.02	6	1	0	0	0	0	15.2	19	7	7	0	0	4	1	16	0	0	.302
Smith, Murphy	2	5	4.73	31	7	0	0	1	2	85.2	84	46	45	4	4	31	1	62	4	0	.265
Urlaub, Jeff	2	0	1.57	13	0	0	0	0	0	23.0	16	4	4	2	3	6	2	19	2	0	.198
Walden, Marcus	1	2	3.79	21	0	0	0	2	4	35.2	38	22	15	2	4	13	2	26	3	0	.273
Werner, Andrew	2	4	6.32	14	8	0	0	0	0	47.0	53	37	33	7	2	20	0	36	3	0	.285
Team Total	77	63	3.71	140	140	0	10	41	51	1240.0	1231	592	511	98	72	460	19	981	78	1	.261

STOCKTON

BATTERS	AVG	G	AB	R	H	2B	3B	HR	RBI	SH	SF	HP	BB	IBB	SO	SB	CS	DP	SLG	OBP	E
Brugman, Jaycob	.282	50	195	34	55	6	2	13	35	0	3	0	16	1	50	3	3	1	533	.332	1
Callaspo, Alberto	.200	1	5	2	1	0	0	0	0	0	0	0	0	0	0	0	0	1	200	.200	0
Crocker, Bobby	.271	120	447	59	121	22	6	11	52	2	4	9	37	0	149	31	6	14	421	.336	3
DeVoss, Zeke	.167	23	72	9	12	1	0	0	5	0	1	4	18	0	24	2	2	0	181	.358	0
Gentry, Ryan	.500	1	4	0	2	1	0	0	0	0	0	0	0	0	1	0	1	0	750	.500	0
Gorton, Ryan	.198	34	116	12	23	2	0	0	7	1	1	2	5	0	21	1	0	3	216	.242	0
Healy, Ryon	.285	136	561	73	160	28	2	16	83	0	8	3	28	1	79	0	0	20	428	.318	8
Kirkland, Wade	.241	64	228	26	55	17	1	4	27	0	5	10	0	74	6	0	5	377	.288	3	
Lipkin, Ryan	.344	10	32	2	11	2	0	0	4	0	1	2	2	0	6	0	1	2	406	.405	1
Marincov, Tyler	.317	16	60	11	19	5	1	2	13	0	2	1	6	0	22	1	0	1	533	.377	1
Maxwell, Bruce	.273	79	289	33	79	11	1	6	35	0	2	2	41	1	58	0	1	3	381	.365	8
McKinney, Billy	.241	75	290	42	70	12	2	10	33	0	3	4	36	0	58	5	3	7	400	.330	3
Nunez, Renato	.279	124	509	75	142	28	3	29	96	0	6	13	34	0	113	2	0	12	517	.336	15
Oberacker, Chad	.235	6	17	2	4	2	0	0	0	0	0	0	3	0	5	1	1	0	353	.350	0
Olson, Matt	.262	138	512	111	134	31	1	37	97	0	0	5	117	4	137	2	0	6	543	.404	7
Pinder, Chad	.288	94	403	61	116	32	5	13	55	1	2	8	22	0	99	12	9	16	489	.336	16
Powell, Boog	.377	14	61	11	23	3	1	0	11	0	0	0	8	0	4	0	2	0	459	.449	0
Reddick, Josh	.429	5	21	6	9	2	0	3	8	0	0	0	1	0	6	0	0	0	952	.455	0
Robertson, Daniel	.310	132	548	110	170	37	3	15	60	1	5	16	72	1	94	4	4	10	471	.402	18
Robinson, Dusty	.230	66	239	24	55	14	1	8	28	0	4	2	24	1	68	9	4	6	397	.301	2
Russell, Addison	.188	5	16	0	3	0	0	0	0	1	0	0	2	0	6	1	0	0	188	.278	0
Shipman, Aaron	.292	52	178	30	52	6	6	1	16	0	0	1	36	0	39	13	2	2	410	.414	1
Taylor, Beau	.333	32	114	21	38	10	0	5	27	0	2	0	22	0	33	0	0	1	553	.435	1
Walsh, Colin	.417	6	24	7	10	1	0	1	4	0	0	0	6	0	6	1	0	1	583	.533	2
Team Total	.276	140	4941	761	1364	273	35	174	697	5	44	77	546	9	1152	94	39	111	.451	.354	97

PITCHERS	W	L	ERA	G	GS	CG	SHO	SV	SVO	IP	H	R	ER	HR	HB	BB	IBB	SO	WP	BK	AVG
Adkins, Hunter	2	3	5.74	12	11	0	0	0	0	58.0	63	39	37	10	3	27	0	37	2	0	.283
Alderson, Tim	5	0	4.11	8	7	0	0	1	1	46.0	44	22	21	7	1	12	0	42	2	0	.249
Atherton, Tim	6	2	5.04	15	15	0	0	0	0	80.1	88	51	45	10	1	24	0	67	1	3	.277
Avila, Andres	3	1	3.00	17	0	0	0	0	0	36.0	34	13	12	4	0	11	2	41	0	0	.250
Barfield, Jeremy	4	1	4.63	23	0	0	0	0	5	35.0	29	21	18	5	4	28	1	39	1	0	.225
Bowman, Josh	8	7	5.03	31	20	0	0	1	2	130.2	143	78	73	23	7	36	1	89	8	0	.280
Buschmann, Matt	1	0	2.70	2	2	0	0	0	0	10.0	5	3	3	2	0	5	0	11	1	0	.139
Castillo, Yeiper	1	1	9.00	6	5	0	0	0	0	23.0	36	25	23	4	0	18	0	8	4	0	.387
T Castillo, Yeiper	1	2	9.11	8	6	0	0	0	0	26.2	42	30	27	4	1	22	0	9	4	0	.385
Cook, Ryan	0	0	6.75	3	0	0	0	0	0	2.2	2	2	2	1	0	2	0	2	0	0	.200
Correa, Manny	2	3	5.40	8	8	0	0	0	0	36.2	36	23	22	7	0	12	0	29	1	0	.263
Covey, Dylan	3	5	7.15	8	8	0	0	0	0	39.0	49	31	31	2	5	15	0	22	5	0	.312
Doolittle, Ryan	0	1	1.80	6	0	0	0	0	0	10.0	6	2	2	2	0	2	0	13	1	0	.167
Duran, Omar	2	2	2.35	26	0	0	0	1	1	46.0	37	13	12	3	1	22	2	61	10	1	.220
Fernandez, Rodolfo	0	2	4.38	16	0	0	0	1	2	24.2	24	13	12	3	3	11	1	26	3	0	.261
Hall, Kris	5	0	4.29	40	0	0	0	3	3	56.2	42	28	27	6	1	38	1	77	9	0	.210
Hassebrock, Blake	0	0	5.23	8	0	0	0	0	0	10.1	15	7	6	1	1	6	0	8	2	0	.349
Haviland, Shawn	1	2	3.24	3	3	0	0	0	0	16.2	12	8	6	2	3	4	0	14	2	0	.194
Healy, Tucker	2	1	1.04	13	0	0	0	3	3	17.1	9	2	2	1	1	4	0	29	0	0	.153
Hollstegge, Tyler	0	0	4.50	2	0	0	0	0	0	2.0	4	1	1	0	0	1	0	1	0	0	.444
House, Austin	3	4	3.46	46	0	0	0	19	23	54.2	47	22	21	4	3	19	1	79	5	0	.232
Joseph, Jonathan	7	3	3.58	37	3	0	0	0	0	78.0	68	35	31	5	4	38	1	72	5	0	.236
Kirkland, Wade	0	0	0.00	1	0	0	0	0	0	2.0	1	0	0	0	0	1	0	1	0	0	.167
Lamb, Chris	4	5	3.21	20	19	0	0	0	0	103.2	92	40	37	5	2	36	1	100	11	0	.237
McCurry, Brendan	0	0	0.00	1	0	0	0	0	0	1.0	0	0	0	0	0	0	0	1	0	0	.000
Murphy, Sean	0	1	2.70	3	3	0	0	0	0	13.1	12	4	4	0	0	6	0	19	3	0	.250
Neal, Zach	0	0	0.57	2	2	0	0	0	0	15.2	8	2	1	0	1	0	0	19	0	0	.145
O'Flaherty, Eric	1	0	0.00	1	0	0	0	0	0	1.0	0	0	0	0	0	0	0	3	0	0	.000
Robinson, Dusty	1	0	0.00	1	0	0	0	0	0	1.0	1	0	0	0	0	1	0	0	0	0	.250
Sanburn, Nolan	3	1	3.28	42	0	0	0	6	9	71.1	78	29	26	6	2	25	1	73	5	0	.279
Sanchez, Jake	8	2	3.42	12	12	0	0	0	0	71.0	71	32	27	7	2	17	0	72	4	1	.258
Streich, Seth	9	6	3.16	22	22	0	0	0	0	114.0	110	49	40	7	6	22	1	116	13	0	.253
Wahl, Bobby	0	0	4.22	9	0	0	0	0	0	10.2	8	7	5	2	0	6	0	19	1	0	.190
Ynoa, Michael	4	2	5.52	31	0	0	0	0	1	45.2	42	28	28	5	5	21	2	64	7	0	.247
Team Total	85	55	4.08	140	140	0	8	35	50	1264.0	1216	630	573	134	56	470	15	1254	106	5	.254

BELOIT

BATTERS	AVG	G	AB	R	H	2B	3B	HR	RBI	SH	SF	HP	BB	IBB	SO	SB	CS	DP	SLG	OBP	E
Akai, Iolana	.000	1	1	0	0	0	0	0	0	0	0	0	0	0	0	0	0	0	0.000	.000	1
Baez, Luis	.237	119	448	41	106	25	1	7	43	7	3	3	12	0	96	5	3	10	.344	.260	26
Boyd, B.J.	.226	125	464	57	105	15	5	6	38	5	2	2	48	1	94	15	9	5	.319	.300	3
Brugman, Jaycob	.278	70	248	33	69	19	4	8	37	1	1	2	35	0	65	5	2	5	.484	.371	1
Chapman, Matt	.237	50	190	22	45	8	3	5	20	0	0	5	7	0	46	2	1	5	.389	.282	11
Chavez, Jose	.205	46	132	8	27	3	0	0	4	7	1	4	9	0	23	0	1	8	.227	.274	2
Cogswell, Branden	.203	40	128	14	26	2	1	0	12	2	1	3	17	0	24	3	1	3	.234	.309	16
Freiman, Nate	.444	2	9	2	4	2	0	1	2	0	0	0	0	0	0	0	0	0	1.000	.444	0
Higley, Justin	.240	48	175	18	42	8	2	2	12	0	1	1	12	0	59	6	1	1	.343	.291	1
Huck, Ryan	.202	35	119	16	24	2	1	3	13	0	0	0	19	2	37	1	0	4	.311	.312	3
Ludy, Josh	.218	17	55	7	12	1	0	3	5	1	0	1	11	0	17	0	0	1	.400	.358	1
Marincov, Tyler	.261	111	399	59	104	29	5	16	64	0	8	7	47	1	108	17	8	8	.479	.343	5
Mathews, Ryan	.269	90	324	36	87	18	3	12	42	0	2	1	23	1	85	5	3	3	.454	.317	4
Mercedes, Melvin	.222	98	361	54	80	14	7	2	33	1	7	4	41	1	70	12	4	7	.316	.303	21
Pan, Chih Fang	.254	81	284	17	72	13	3	1	24	4	3	3	22	1	62	4	4	4	.331	.311	10
Paz, Andy	.158	18	57	4	9	2	0	0	7	3	1	0	10	0	18	1	0	2	.193	.279	1
Pohl, Philip	.238	72	252	26	60	15	0	6	29	5	0	17	10	1	48	4	1	5	.369	.312	4
Powell, Boog	.335	69	254	43	85	7	4	3	17	1	1	2	53	0	49	16	13	3	.429	.452	4
Soto, Michael	.274	50	164	26	45	9	2	7	29	0	3	0	15	0	34	3	0	3	.482	.330	6
Vollmuth, B.A.	.207	99	367	41	76	22	0	9	44	0	5	3	35	0	91	7	3	8	.341	.278	15
Team Total	.243	139	4558	531	1109	219	41	92	482	40	40	60	436	8	1067	107	55	86	.370	.315	152

PITCHERS	W	L	ERA	G	GS	CG	SHO	SV	SVO	IP	H	R	ER	HR	HB	BB	IBB	SO	WP	BK	AVG
Adkins, Hunter	1	6	5.02	13	9	1	0	0	0	57.1	59	44	32	7	4	20	1	37	5	0	.259
Avila, Andres	2	3	2.67	24	0	0	0	8	11	33.2	32	14	10	2	2	6	0	23	2	0	.241
Bayless, Trevor	1	0	5.23	24	0	0	0	0	0	41.1	39	28	24	8	3	29	0	22	7	0	.248
Bragg, Sam	4	0	3.23	41	1	0	0	7	9	75.1	66	30	27	5	4	26	0	68	4	0	.237
Covey, Dylan	4	9	4.81	18	17	2	0	0	0	101.0	99	59	54	3	5	26	0	70	2	0	.258
Finnegan, Kyle	7	9	3.69	23	23	1	1	0	0	119.2	99	53	49	12	4	52	0	55	3	0	.227
1 Herrera, Ronald	3	4	3.38	9	9	0	0	0	0	50.2	53	26	19	6	5	10	0	35	1	1	.272
Hollstegge, Tyler	0	1	11.25	11	0	0	0	0	0	12.0	18	15	15	2	1	11	0	9	1	0	.340
Lamb, Chris	0	1	2.77	10	3	0	0	2	2	26.0	18	10	8	1	0	7	0	34	1	0	.191
Mathews, Ryan	1	1	6.23	3	0	0	0	0	0	4.1	2	3	3	1	1	2	0	0	0	0	.143
McCurry, Brendan	2	0	0.34	15	0	0	0	2	2	26.1	12	1	1	1	2	3	0	34	1	1	.140
McMullen, Blake	1	2	8.04	10	0	0	0	0	1	15.2	21	15	14	3	0	8	2	11	1	0	.318
Mendez, Junior	2	8	4.77	25	18	0	0	0	0	105.2	107	60	56	16	13	27	0	61	2	1	.260
Michaud, Joseph	3	2	6.32	13	2	0	0	0	0	37.0	51	31	26	5	1	7	0	21	3	1	.319
1 Powers, Brent	2	2	6.21	15	4	0	0	0	0	37.2	46	31	26	2	1	24	1	31	9	3	.297
Pudenz, Stuart	2	3	6.04	18	0	0	0	0	3	22.1	25	19	15	1	2	17	1	18	1	0	.291
Roberts, Sam	0	4	2.50	26	0	0	0	0	0	39.2	37	19	11	1	2	19	2	24	2	0	.248
Seddon, Joel	2	2	2.84	19	0	0	0	1	2	25.1	20	9	8	2	3	8	1	20	1	0	.227
Sosa, Lee	0	0	9.00	14	0	0	0	1	1	19.0	25	22	19	2	3	14	0	15	2	0	.321
Stalcup, Matt	6	4	3.93	21	14	1	1	1	2	89.1	101	42	39	9	2	20	0	70	3	0	.277
Trivino, Lou	7	11	5.28	27	26	0	0	0	0	139.2	160	93	82	10	10	43	2	95	12	0	.290
Vail, Tyler	3	6	4.61	29	0	0	0	3	6	41.0	53	29	21	3	4	18	0	24	4	0	.314
Vattuone, Dominique	0	0	6.14	5	0	0	0	0	1	7.1	6	5	5	1	0	8	1	5	3	0	.222
Wagman, Joey	2	2	5.13	6	6	0	0	0	0	26.1	26	15	15	2	2	7	0	31	1	0	.248
Wahl, Bobby	0	4	5.06	20	7	0	0	4	5	42.2	46	29	24	5	3	19	0	43	3	0	.267
Team Total	55	84	4.54	139	139	5	7	29	45	1196.1	1221	702	603	110	77	431	11	856	74	7	.263

VERMONT

BATTERS	AVG	G	AB	R	H	2B	3B	HR	RBI	SH	SF	HP	BB	IBB	SO	SB	CS	DP	SLG	OBP	E
Alexander, Dayton	.207	36	111	15	23	7	0	0	7	1	0	2	21	0	36	11	0	3	.270	.328	0
Bennie, Joe	.288	45	156	15	45	9	1	1	14	0	2	0	18	1	51	4	1	2	.378	.369	7
Brizuela, Jose	.241	55	187	25	45	9	1	5	22	0	3	5	15	1	42	2	1	3	.380	.310	6
Chavez, Jose	.093	16	54	3	5	0	0	0	3	2	0	1	3	0	17	0	0	1	.093	.155	3
Gilbert, Trent	.212	40	137	17	29	6	1	0	10	0	1	2	10	1	35	1	0	5	.270	.273	5
Higley, Justin	.281	24	89	16	25	6	2	5	25	0	1	0	8	0	31	10	0	1	.562	.337	0
Huck, Ryan	.188	47	170	11	32	7	1	2	17	0	1	1	13	0	56	0	1	6	.276	.249	2
Kim, Seong-min	.192	30	99	7	19	5	1	2	19	0	0	2	6	0	33	0	0	1	.323	.252	1
Kuhn, Max	.277	52	184	26	51	10	2	4	23	1	0	3	17	0	46	3	2	5	.418	.348	3
Masik, Scott	.218	49	170	20	37	5	1	1	11	0	0	13	13	0	37	4	2	3	.276	.321	3
McQuown, Ben	.239	52	163	20	39	3	2	2	15	3	1	3	15	0	33	12	3	1	.319	.313	0
Munoz, Yairo	.298	66	252	29	75	17	3	5	20	2	2	2	7	1	42	14	6	2	.448	.319	20
Nogowski, John	.259	50	158	18	41	8	0	1	21	0	2	5	20	1	23	0	0	4	.329	.357	5
Paz, Andy	.120	14	50	7	6	1	1	0	6	0	1	0	3	0	11	0	0	0	.180	.167	3
Santana, Gabriel	.246	41	134	13	33	4	0	1	9	1	0	3	6	0	16	2	2	6	.299	.294	8
Sportman, J.P.	.301	38	146	17	44	8	0	3	15	1	2	0	8	0	22	4	3	5	.418	.333	2
Vertigan, Brett	.265	47	151	23	40	8	2	1	12	3	1	1	9	0	16	6	2	2	.364	.309	1
Wheeler, Kyle	.181	27	83	4	15	2	0	0	3	0	0	1	4	1	26	0	1	5	.205	.227	4
Wolfe, Chris	.200	16	35	3	7	1	0	0	4	1	0	0	8	0	8	0	1	1	.229	.349	3
Team Total	.242	76	2529	289	611	116	18	33	256	15	17	44	204	6	581	73	25	56	.341	.307	86

PITCHERS	W	L	ERA	G	GS	CG	SHO	SV	SVO	IP	H	R	ER	HR	HB	BB	IBB	SO	WP	BK	AVG
Bayless, Trevor	0	0	0.00	1	0	0	0	1	1	2.0	3	0	0	0	1	0	0	3	0	0	.333
Burke, A.J.	6	4	3.89	15	13	0	0	0	0	71.2	76	38	31	5	2	13	0	57	2	0	.264
Cruzado, Fernand	2	0	1.90	24	0	0	0	4	6	23.2	19	5	5	3	0	8	0	20	4	0	.221
Fagan, Michael	2	1	4.66	17	0	0	0	0	0	19.1	13	11	10	2	1	15	1	25	3	1	.191
Ferreras, Kevin	0	0	5.14	6	0	0	0	0	1	7.0	7	4	4	0	1	5	0	5	2	0	.250
Gauna, Koby	0	1	2.08	15	1	0	0	12	12	17.1	15	4	4	2	0	2	0	14	1	0	.242
Gossett, Daniel	1	0	2.25	12	1	0	0	0	0	24.0	16	6	6	1	0	1	0	25	0	0	.188
Graves, Brett	3	2	6.86	8	2	0	0	0	0	21.0	24	18	16	1	1	6	0	18	4	0	.279
Grundy, Jerad	4	7	4.08	15	15	0	0	0	0	75.0	90	38	34	6	4	16	0	51	2	0	.303
Hollstegge, Tyler	0	0	5.19	16	0	0	0	0	1	17.1	16	10	10	2	0	12	0	18	1	0	.250
Massad, Jonathan	0	2	4.39	21	0	0	0	0	0	26.2	26	13	13	2	1	8	0	22	2	0	.265
McMullen, Blake	1	2	4.86	20	0	0	1	1	33.1	35	20	18	1	2	10	0	25	2	0	.267	
Michaud, Joseph	1	2	3.41	5	5	0	0	0	0	29.0	33	12	11	1	2	2	0	23	2	0	.289
Miller, Corey	1	3	4.65	12	9	0	0	0	0	40.2	43	21	21	2	3	16	0	29	5	0	.276
Nolasco, Alex	1	0	0.00	2	0	0	0	0	0	1.2	0	1	0	0	0	1	0	0	0	1	.000
Overton, Dillon	0	1	2.40	5	5	0	0	0	0	15.0	11	4	4	0	1	1	0	22	0	0	.200
Perez, Crithian	2	5	4.90	14	13	0	0	0	0	64.1	76	40	35	5	3	14	0	31	2	3	.293
Rivas, Jesus	0	0	10.80	2	0	0	0	0	0	1.2	3	2	2	0	1	3	0	1	0	1	.375
Schwartz, Jordan	1	1	4.82	11	0	0	0	3	18.2	21	14	10	0	4	13	0	14	2	1	.288	
Sosa, Lee	3	2	2.39	13	1	0	0	0	1	26.1	21	7	7	1	1	8	0	21	5	0	.216
Torres, Jose	0	6	4.38	14	9	0	0	2	2	61.2	62	37	30	4	3	22	0	47	6	0	.267
Vattuone, Dominique	3	1	3.38	19	0	0	1	2	32.0	26	14	12	2	3	12	1	33	2	3	.228	
Veliz, Victor	0	2	6.00	4	2	0	0	0	1	15.0	15	12	10	3	1	6	0	7	0	0	.263
Walter, Corey	2	1	3.10	17	0	0	0	0	0	20.1	16	7	7	0	2	8	0	20	0	1	.216
Team Total	33	43	4.06	76	76	0	3	21	31	664.2	667	338	300	43	37	202	2	531	47	8	.262

MINOR LEAGUE PLAYERS AND PITCHERS OF THE WEEK

Players	Team	League	Week	Pitchers	Team	League	Week
Anthony Aliotti	Midland	Texas	May 5-11	Raul Alcantara	Midland	Texas	April 3-13
Stephen Vogt	Sacramento	Pacific Coast	May 26-June 1	Matt Buschmann	Stockton	California	May 5-11
Renato Nunez	Stockton	California	June 23-29	Zach Neal	Stockton	California	May 19-25
Jeffry Marte	Midland	Texas	July 7-13	Dan Straily	Sacramento	Pacific Coast	May 19-25
Max Muncy	Midland	Texas	July 14-20	Chris Lamb	Stockton	California	July 14-20
Shane Peterson	Sacramento	Pacific Coast	July 14-20	Chris Lamb	Stockton	California	July 28-Aug. 3
Tyler Marincov	Beloit	Midwest	July 28-Aug. 3				
Kent Matthes	Midland	Texas	July 28-Aug. 3				
J.P. Sportman	Vermont	New York-Penn	July 28-Aug. 3				

ARIZONA

BATTERS	AVG	G	AB	R	H	2B	3B	HR	RBI	SH	SF	HP	BB	IBB	SO	SB	CS	DP	SLG	OBP	E
Akau, Iolana	.169	18	59	9	10	2	0	0	6	0	2	1	5	0	19	0	0	0	.203	.239	6
Brizuela, Jose	.429	4	14	2	6	1	1	1	3	0	0	0	1	0	1	0	0	0	.857	.467	1
Brown, Dusty	.290	10	31	5	9	2	0	2	6	0	0	1	1	0	9	0	0	0	.548	.333	1
Chapman, Matt	.429	3	14	1	6	1	1	0	0	0	0	0	1	0	1	0	0	0	.643	.467	1
De La Cruz, Vicmal	.210	46	167	25	35	13	1	0	17	0	2	4	20	0	43	4	3	3	.299	.306	4
Diaz, Edwin	.241	44	145	21	35	12	1	1	7	1	1	6	17	0	39	2	0	2	.359	.343	11
Duinker, Shawn	.167	35	126	10	21	7	2	0	13	1	0	0	9	0	39	1	1	1	.254	.222	2
Gilbert, Trent	.327	11	49	7	16	4	1	0	6	0	0	0	4	0	6	0	0	2	.449	.377	0
Kim, Seong-min	.441	12	34	10	15	2	1	3	6	0	0	0	7	0	13	1	0	0	.824	.537	1
Kubala, A.J.	.053	13	38	2	2	1	1	0	3	0	0	1	2	0	21	0	1	1	.132	.122	5
Kuhn, Max	.250	7	20	2	5	2	0	1	6	0	0	1	1	0	6	0	1	1	.500	.318	2
Loehr, Trace	.244	41	160	22	39	3	2	0	14	1	0	1	15	0	31	6	2	1	.288	.313	10
Lopez, Jesus	.221	42	136	18	30	5	1	0	13	2	0	0	19	0	29	4	1	4	.272	.316	7
Martinez, Robert	.219	48	151	24	33	12	1	5	29	1	1	2	26	1	60	2	2	4	.411	.339	1
Mercedes, Miguel	.221	37	113	9	25	4	0	1	12	1	1	3	11	0	43	0	0	5	.283	.305	10
Montz, Luke	.333	14	36	11	12	2	0	5	10	0	0	1	10	0	7	0	0	0	.806	.489	1
Myers, D'Arby	.300	3	10	5	3	1	0	0	0	0	0	0	4	0	3	1	0	0	.400	.500	0
Nogowski, John	.286	8	35	5	10	3	1	0	11	0	0	0	2	0	4	0	0	1	.429	.324	0
Paz, Andy	.159	14	44	3	7	2	0	1	4	0	1	0	4	0	8	0	0	1	.273	.224	1
Penalo, Rodolfo	.276	17	58	16	16	2	0	0	5	1	1	2	8	0	13	8	4	1	.310	.377	0
Raga, Argenis	.338	26	71	10	24	6	2	0	11	0	1	2	6	0	11	0	1	0	.479	.400	3
Rodriguez, Jean Carlo	.184	36	98	14	18	2	1	0	8	0	1	2	14	0	13	3	1	4	.224	.296	1
Soto, Michael	.324	21	74	14	24	8	0	2	17	0	2	0	11	1	15	2	0	2	.514	.402	5
Sportman, J.P.	.321	22	84	19	27	4	1	0	8	2	1	0	14	0	9	5	3	0	.393	.414	0
Zarraga, Jonesy	.228	28	101	10	23	4	2	0	7	1	3	2	7	0	30	5	1	3	.307	.283	2
Team Total	.241	56	1868	274	451	105	20	22	222	11	17	29	219	2	473	44	20	36	.354	.328	76

PITCHERS	W	L	ERA	G	GS	CG	SHO	SV	SVO	IP	H	R	ER	HR	HB	BB	IBB	SO	WP	BK	AVG
Beasley, Derek	4	2	6.27	13	0	0	0	1	1	18.2	22	15	13	1	1	11	0	21	6	0	.286
Bracewell, Ben	0	0	0.90	7	0	0	0	3	3	10.0	5	1	1	0	1	3	0	9	1	0	.143
Brown, Dawson	1	0	2.75	11	0	0	0	2	2	19.2	21	7	6	1	0	3	0	16	2	0	.280
Fagan, Michael	0	0	2.70	2	0	0	0	0	0	3.1	4	1	1	0	0	3	0	4	0	0	.286
Ferreras, Kevin	2	3	6.67	12	4	0	0	0	1	27.0	33	22	20	2	0	12	0	26	2	0	.297
Fillmyer, Heath	1	0	2.79	6	0	0	0	0	0	9.2	5	3	3	0	0	5	0	10	4	0	.147
Gauna, Koby	0	2	6.14	3	1	0	0	0	0	7.1	4	5	5	0	1	2	0	5	2	0	.167
Graves, Brett	0	0	0.00	1	1	0	0	0	0	1.0	0	0	0	0	0	1	0	1	0	0	.000
Huber, Rob	1	0	8.02	15	0	0	0	1	1	21.1	27	19	19	1	1	13	0	23	5	0	.314
Kelliher, Branden	1	4	4.82	11	7	0	0	0	0	28.0	25	22	15	0	1	29	0	37	6	0	.229
Kurz, Cody	0	0	13.50	7	0	0	0	0	0	6.2	7	11	10	0	3	16	0	11	6	0	.259
McCurry, Brendan	0	0	0.00	1	0	0	0	0	0	1.1	2	0	0	0	0	0	0	2	0	0	.333
Miller, Corey	1	0	5.40	1	0	0	0	0	0	3.1	2	2	2	0	0	1	0	3	0	0	.167
Navas, Carlos	6	5	3.30	13	11	0	0	0	0	71.0	75	39	26	6	2	20	0	61	4	2	.272
Nolasco, Alex	0	0	9.75	9	0	0	0	0	0	12.0	17	17	13	1	1	11	0	11	2	0	.315
Ortiz, Phillip	0	0	7.30	9	0	0	0	0	0	12.1	11	10	10	0	4	10	0	16	0	2	.268
Overton, Dillon	0	2	1.64	7	7	0	0	0	0	22.0	19	8	4	0	2	3	0	31	0	0	.232
Painton, Tyler	0	0	15.75	4	0	0	0	0	1	4.0	3	7	7	0	4	9	0	1	2	0	.214
Peters, Tanner	0	2	8.44	7	7	0	0	0	0	10.2	18	11	10	0	2	3	0	10	1	0	.375
Pitcher, Travis	1	2	7.88	12	0	0	0	0	0	24.0	29	26	21	2	1	19	0	32	4	0	.302
Rivas, Jesus	0	0	2.14	18	0	0	0	7	8	21.0	28	6	5	0	1	4	1	10	0	0	.318
Rodriguez, Jean Carlo	0	0	0.00	1	0	0	0	0	0	0.1	0	0	0	0	0	0	0	0	0	0	.000
Schwartz, Jordan	0	0	4.50	1	1	0	0	0	0	2.0	3	1	1	0	0	0	0	4	1	0	.333
Seddon, Joel	0	0	4.50	1	0	0	0	0	0	2.0	1	1	1	0	0	2	0	4	1	0	.143
Stull, Cody	1	0	1.47	14	1	0	0	2	2	18.1	12	5	3	0	1	8	0	27	3	0	.182
Veliz, Victor	2	1	2.43	10	4	0	0	0	0	33.1	24	11	9	1	2	12	0	17	1	0	.203
Walter, Corey	0	0	0.00	4	0	0	0	0	0	6.2	2	2	0	0	0	3	0	7	2	0	.087
Willman, Tyler	0	2	5.85	12	0	0	0	0	0	20.0	19	13	13	0	1	11	0	24	0	0	.253
Zambrano, Jesus	6	3	4.33	14	12	0	0	0	0	70.2	66	41	34	3	5	18	0	63	8	0	.245
Team Total	27	28	4.65	56	56	0	1	16	19	487.2	484	306	252	18	34	232	1	486	63	4	.257

DOMINICAN

BATTERS	AVG	G	AB	R	H	2B	3B	HR	RBI	SH	SF	HP	BB	IBB	SO	SB	CS	DP	SLG	OBP	E
Agelvis, Javier	.149	41	87	17	13	3	0	0	8	2	1	4	20	0	35	3	2	1	184	.330	7
Barrera, Luis	.130	16	46	2	6	0	0	0	3	1	0	0	5	0	12	2	0	2	130	.216	0
Godard, Javier	.239	38	134	16	32	5	1	1	4	6	0	2	8	0	18	6	4	3	313	.292	2
Gonzalez, Yhoelny	.140	64	179	20	25	7	2	1	12	2	3	1	20	1	56	15	2	4	218	.227	4
Guzman, Miguel	.272	53	206	20	56	12	1	1	34	0	3	3	6	0	30	3	1	5	354	.298	6
Hernandez, Luis	.220	33	82	6	18	2	0	0	6	1	1	1	22	0	15	3	0	3	244	.387	6
Hiciano, Carlos	.143	55	189	20	27	7	0	0	12	1	1	2	13	0	42	3	5	2	180	.205	23
Marinez, Eric	.202	66	242	23	49	11	2	1	26	6	2	0	17	0	70	3	5	5	277	.253	21
Monseratt, Jesus	.154	26	52	3	8	2	0	0	4	0	0	0	15	0	14	1	0	2	192	.343	3
Mullen, Robert	.230	51	152	22	35	10	0	0	9	4	3	6	28	1	29	6	1	2	296	.365	10
Penalo, Rodolfo	.274	33	113	37	31	5	3	1	10	1	0	2	38	0	18	29	6	0	398	.464	0
Pimentel, Sandber	.311	61	190	25	59	11	4	3	25	0	3	12	31	2	32	2	2	5	458	.432	11
Rigby, Gean	.207	52	150	16	31	6	1	0	10	3	2	5	27	0	48	10	9	1	260	.342	7
Rivas, Raymond	.162	30	99	6	16	2	1	0	8	1	1	3	4	1	14	6	1	1	202	.215	0
Rodriguez, Jhonny	.230	51	183	20	42	13	4	0	18	2	1	4	14	0	37	2	4	3	344	.297	5
Silva, Andys	.163	55	160	19	26	3	2	0	10	6	2	1	35	0	45	17	2	2	206	.313	14
Team Total	.209	70	2264	272	474	99	21	8	199	36	23	46	303	5	515	111	44	41	.282	.312	131

PITCHERS	W	L	ERA	G	GS	CG	SHO	SV	SVO	IP	H	R	ER	HR	HB	BB	IBB	SO	WP	BK	AVG
Andueza, Ivan	2	4	2.94	14	8	0	0	1	1	52.0	43	22	17	0	1	24	0	51	8	0	.231
Aquino, Ruber	0	1	4.45	18	0	0	0	1	3	30.1	31	19	15	4	4	11	0	29	6	0	.270
Blanco, Argenis	3	2	2.21	11	11	0	0	0	0	53.0	36	16	13	0	4	14	0	53	6	1	.189
Calderon, Alexander	0	2	4.30	13	1	0	0	0	0	14.2	16	13	7	0	2	15	0	5	7	1	.276
Duno, Angel	3	2	1.82	15	15	0	0	0	0	84.0	81	30	17	2	5	14	0	63	4	1	.248
Hoyos, Reinaldo	1	3	3.34	20	0	0	0	2	5	35.0	35	18	13	0	2	13	1	33	2	0	.263
Hurtado, Jhenderson	1	2	3.45	13	7	0	0	0	1	44.1	49	27	17	1	2	25	0	43	21	0	.278
Magallanes, Wilfredo	3	2	4.64	14	0	0	0	1	2	21.1	14	12	11	0	2	23	1	17	3	1	.194
Martinez, Jorge	3	3	3.60	14	5	0	0	1	3	50.0	52	24	20	1	2	14	0	45	4	0	.281
Mendoza, Juan	1	6	5.85	12	10	0	0	0	0	40.0	49	29	26	1	2	16	0	29	5	0	.316
Nelo, Emerson	2	3	1.75	14	6	0	0	0	0	56.2	43	18	11	1	5	27	1	39	7	0	.210
Ortiz, Phillip	0	0	7.50	5	0	0	0	0	0	6.0	7	5	5	0	0	5	0	9	2	0	.269
Rodriguez, Santiago	1	3	6.23	15	3	0	0	1	1	21.2	18	18	15	0	3	29	0	22	2	1	.240
Ruiz, Jean	2	4	7.32	14	4	0	0	0	0	35.2	46	38	29	0	1	29	0	20	5	0	.315
Sullivan, Enmanuel	0	1	7.56	8	0	0	0	0	0	8.1	11	9	7	0	1	12	0	5	8	0	.314
Trejo, Jose	1	2	14.85	14	0	0	0	0	0	13.1	17	23	22	1	1	24	0	9	11	0	.354
Vargas, Alejandro	1	3	3.66	22	0	0	0	6	7	32.0	36	21	13	2	0	15	2	28	2	0	.300
Vilchez, Gerardo	1	2	4.38	19	0	0	0	0	1	24.2	22	17	12	0	0	23	1	14	9	0	.247
Team Total	25	45	3.90	70	70	0	3	13	24	623.0	606	359	270	13	37	333	6	514	112	5	259

ORGANIZATIONAL STANDINGS

Club	First Half			Second Half			Overall			
	W-L	Pos.	GB	W-L	Pos.	GB	W-L	Pos.	GB	Pct.
Sacramento (AAA)	—	—	—	—	—	—	79-65	2nd	-2.0	.549
Midland (AA)	38-32	2nd	-2.5	39-31	2nd	-1.0	77-63	2nd	-3.5	.550
Stockton (A)	37-33	2nd	-8.0	48-22	1st	9.0	85-55	1st	7.0	.607
Beloit (A)	30-40	8th	-15.0	25-44	8th	-20.5	55-84	8th	-35.5	.396
Vermont (Short-A)	—	—	—	—	—	—	33-43	4th	-15.0	.434
Arizona (Rookie)	12-16	5th	-6.0	15-12	2nd	-4.5	27-28	4th	-6.5	.491
Dominican (Rookie)	—	—	—	—	—	—	25-45	6th	-17.0	.357

ORGANIZATIONAL LEADERS

ORGANIZATIONAL BATTING LEADERS

BATTING AVERAGE	CLUB(S)	Avg.	G	AB	R	H	HR	RBI
Powell, Boog	STK, BEL	.343	83	315	54	108	3	28
Robertson, Daniel	STK	.310	132	548	110	170	15	60
Peterson, Shane	SAC	.308	137	543	101	167	11	90
Buss, Nick	SAC	.307	110	450	79	138	4	52
Freiman, Nate	SAC, BEL	.288	82	319	50	92	16	76
Pinder, Chad	STK	.288	94	403	61	116	13	55
Parrino, Andy	SAC	.286	90	374	57	107	7	52
Healy, Ryon	STK	.285	136	561	73	160	16	83
Carrithers, Alden	SAC	.284	101	387	60	110	2	53
Brugman, Jaycob	STK, BEL	.280	120	443	67	124	21	72

(Minimum 313 AB)

HITS	CLUB(S)	H	HOME RUNS	CLUB(S)	HR	RBI	CLUB(S)	RBI
Robertson, Daniel	STK	170	Olson, Matt	STK	37	Olson, Matt	STK	97
Peterson, Shane	SAC	167	Nunez, Renato	STK	29	Nunez, Renato	STK	96
Healy, Ryon	STK	160	Brugman, Jaycob	STK, BEL	21	Peterson, Shane	SAC	90
Nunez, Renato	STK	142	Marincov, Tyler	STK, BEL	18	Healy, Ryon	STK	83
Buss, Nick	SAC	138	Coleman, Dusty	MID	18	Coleman, Dusty	MID	81
Olson, Matt	STK	134	Healy, Ryon	STK	16	Marincov, Tyler	STK, BEL	77
Brugman, Jaycob	STK, BEL	124	Marincov, Tyler	STK, BEL	16	Freiman, Nate	SAC, BEL	76
Martinez, Jose	SAC	123	Freiman, Nate	SAC, BEL	16	Brugman, Jaycob	STK, BEL	72
Marincov, Tyler	STK, BEL	123	Matthes, Kent	SAC, MID	16	Matthes, Kent	SAC, MID	72
Crocker, Bobby	STK	121	3 players tied		15	Muncy, Max	MID	63

RUNS SCORED	CLUB(S)	R	DOUBLES	CLUB(S)	2B	TRIPLES	CLUB(S)	3B
Olson, Matt	STK	111	Peterson, Shane	SAC	40	Marincov, Tyler	STK, BEL	6
Robertson, Daniel	STK	110	Robertson, Daniel	STK	37	Brugman, Jaycob	STK, BEL	6
Peterson, Shane	SAC	101	Marincov, Tyler	STK, BEL	34	Crocker, Bobby	STK	6
Coleman, Dusty	MID	79	Pinder, Chad	STK	32	Shipman, Aaron	STK	6
Buss, Nick	SAC	79	Olson, Matt	STK	31	Peterson, Shane	SAC	5
Nunez, Renato	STK	75	Nunez, Renato	STK	28	Pinder, Chad	STK	5
Burns, Billy	STK, MID	74	Healy, Ryon	STK	28	Boyd, B.J.	BEL	5
Healy, Ryon	STK	73	Aliotti, Anthony	SAC, MID	28	Oberacker, Chad	MID, STK	5
Marincov, Tyler	STK, BEL	70	Coleman, Dusty	MID	27	Powell, Boog	STK, BEL	5
Brugman, Jaycob	STK, BEL	67	Matthes, Kent	SAC, MID	26	4 players tied		4

WALKS	CLUB(S)	BB	STOLEN BASES	CLUB(S)	SB	EXTRA-BASE HITS	CLUB(S)	XBH
Olson, Matt	STK	117	Burns, Billy	SAC, MID	54	Olson, Matt	STK	69
Muncy, Max	MID	87	Crocker, Bobby	STK	31	Nunez, Renato	STK	60
Robertson, Daniel	STK	72	Marincov, Tyler	STK, BEL	18	Marincov, Tyler	STK, BEL	58
Crumbliss, Conner	MID	69	Powell, Boog	STK, BEL	16	Peterson, Shane	SAC	56
Peterson, Shane	SAC	66	Coleman, Dusty	MID	16	Robertson, Daniel	STK	55
Powell, Boog	STK, BEL	61	Higley, Justin	BEL, VER	16	Brugman, Jaycob	STK, BEL	52
Aliotti, Anthony	SAC, MID	60	Boyd, B.J.	BEL	15	Pinder, Chad	STK	50
Carrithers, Alden	SAC	55	Carrithers, Alden	SAC	14	Coleman, Dusty	MID	47
Marincov, Tyler	STK, BEL	53	Buss, Nick	SAC	14	Healy, Ryon	STK	46
Burns, Billy	SAC, MID	53	Munoz, Yairo	VER	14	Matthes, Kent	SAC, MID	43

TOTAL BASES	CLUB(S)	TB	SLUGGING PCT.	CLUB(S)	SLG	ON-BASE PCT.	CLUB(S)	OBP
Olson, Matt	STK	278	Olson, Matt	STK	.543	Powell, Boog	STK, BEL	.451
Nunez, Renato	STK	263	Freiman, Nate	SAC, BEL	.520	Olson, Matt	STK	.404
Robertson, Daniel	STK	258	Nunez, Renato	STK	.517	Robertson, Daniel	STK	.402
Peterson, Shane	SAC	250	Brugman, Jaycob	STK, BEL	.506	Muncy, Max	MID	.385
Healy, Ryon	STK	240	Pinder, Chad	STK	.489	Peterson, Shane	SAC	.381
Brugman, Jaycob	STK, BEL	224	Marincov, Tyler	STK, BEL	.486	Freiman, Nate	SAC, BEL	.373
Marincov, Tyler	STK, BEL	223	Robertson, Daniel	STK	.471	Barton, Daric	SAC	.371
Pinder, Chad	STK	197	Peterson, Shane	SAC	.460	Buss, Nick	SAC	.371
Coleman, Dusty	MID	194	Mathews, Ryan	BEL	.454	Aliotti, Anthony	SAC, MID	.365
Crocker, Bobby	STK	188	Powell, Boog	STK, BEL	.435	Parrino, Andy	SAC	.363

ORGANIZATIONAL PITCHING LEADERS

EARNED RUN AVERAGE	CLUB(S)	W-L	ERA	IP	H	BB	SO
Neal, Zach	SAC, MID, STK	10-7	3.09	166	170	20	124
Jensen, Chris	MID	12-8	3.14	160.1	147	62	94
Streich, Seth	STK	9-6	3.16	114	110	22	116
Long, Nate	MID	13-8	3.18	150	147	49	126
Lamb, Chris	SAC, STK, BEL	4-7	3.25	130	112	45	134
Haviland, Shawn	SAC	8-9	3.81	163	149	55	109
Finnegan, Kyle	MID, BEL	7-10	4.03	125	109	53	61
Buschmann, Matt	SAC, STK	10-7	4.40	143.1	147	54	134
Mendez, Junior	BEL	2-8	4.77	105.2	107	27	61
Murphy, Sean	SAC, MID, STK	6-8	4.89	106.2	119	42	92

(Minimum 93 IP)

WINS	CLUB(S)	W	SAVES	CLUB(S)	SV	COMPLETE GAMES	CLUB(S)	CG
Long, Nate	MID	13	House, Austin	SAC, STK	19	Covey, Dylan	STK, BEL	2
Jensen, Chris	MID	12	McBryde, Jeremy	SAC	17	Adkins, Hunter	STK, BEL	1
Buschmann, Matt	SAC, STK	10	Scribner, Evan	SAC	16	Buschmann, Matt	SAC, STK	1
Leon, Arnold	SAC	10	Frankoff, Seth	SAC, MID	16	Finnegan, Kyle	MID, BEL	1
Neal, Zach	SAC, MID, STK	10	Flores, Jose	SAC, MID	12	Stalcup, Matt	BEL	1
Streich, Seth	STK	9	Gauna, Koby	VER, AZL	12			
Bowman, Josh	STK	8	Avila, Andres	STK, BEL	8			
Haviland, Shawn	SAC	8	Bragg, Sam	BEL	7			
Sanchez, Jake	STK	8	Healy, Tucker	SAC, MID, STK	7			
6 others tied at		7	Rivas, Jesus	VER, AZL	7			

INNINGS PITCHED	CLUB(S)	IP	STRIKEOUTS	CLUB(S)	SO
Neal, Zach	SAC, MID, STK	166.0	Buschmann, Matt	SAC, STK	134
Haviland, Shawn	SAC	163.0	Lamb, Chris	SAC, STK, BEL	134
Jensen, Chris	MID	160.1	Leon, Arnold	SAC	128
Long, Nate	MID	150.0	Long, Nate	MID	126
Leon, Arnold	SAC	145.0	Neal, Zach	SAC, MID, STK	124
Buschmann, Matt	SAC, STK	143.1	Streich, Seth	STK	116
Trivino, Lou	BEL	139.2	Haviland, Shawn	SAC	109
Bowman, Josh	STK	130.2	Trivino, Lou	BEL	95
Granier, Drew	SAC, MID	130.1	Granier, Drew	SAC, MID	94
Lamb, Chris	SAC, STK, BEL	130.0	Jensen, Chris	MID	94

2014 MINOR LEAGUE ALL-STARS

Pacific Coast League, Postseason

Shane Peterson

Pacific Coast League, Midseason

Shane Peterson

Paul Smyth

Texas League, Postseason

Chris Jensen

Texas League, Midseason

Anthony Aliotti

Dusty Coleman

Seth Frankoff

Nate Long

Max Muncy

Josh Whitaker

California League, Postseason

Renato Nunez

Matt Olson

Seth Streich

California League, Midseason

Seth Streich

Bruce Maxwell

Midwest League, Postseason

None

Midwest League, Midseason

Andres Avila

Luis Baez

Kyle Finnegan

Boog Powell

New York-Penn League, Midseason

Joe Bennie

Fernand Cruzado

Yario Munoz