

2015 MEDIA GUIDE

Sean Doolittle



Sonny Gray



Coco Crisp



Home of the AUTHENTIC A's FAN

2015 OAKLAND A's SCHEDULE

APRIL						
SUN	MON	TUE	WED	THU	FRI	SAT
			1	2	3	4
	TEX 6 7:05	TEX 7 7:05	TEX 8 7:05	TEX 9 12:35	SEA 10 7:05	SEA 11 1:05
SEA 12 1:05	HOU 13 5:10	HOU 14 5:10	HOU 15 5:10		KC 17 5:10	KC 18 4:10
KC 19 11:10	LAA 20 7:05	LAA 21 7:05	LAA 22 7:05	LAA 23 4:05	HOU 24 7:05	HOU 25 1:05
HOU 26 1:05		LAA 28 7:05	LAA 29 7:05	LAA 30 12:35		

JULY						
SUN	MON	TUE	WED	THU	FRI	SAT
			COL 1 12:35	SEA 2 7:05	SEA 3 6:05	SEA 4 1:05
SEA 5 1:05		NYN 7 4:05	NYN 8 4:05	NYN 9 10:05	CLE 10 4:05	CLE 11 TBD
CLE 12 10:05					MIN 17 7:05	MIN 18 6:05
MIN 19 1:05		TOR 21 7:05	TOR 22 7:05	TOR 23 12:35	SF 24 7:15	SF 25 1:05
SF 26 1:05		LAD 28 7:10	LAD 29 7:10	CLE 30 7:05	CLE 31 6:35	

MAY						
SUN	MON	TUE	WED	THU	FRI	SAT
					TEX 1 5:05	TEX 2 5:05
TEX 3 12:05	MIN 4 5:10	MIN 5 5:10	MIN 6 5:10	MIN 7 10:10	SEA 8 7:10	SEA 9 6:10
SEA 10 1:10	BOS 11 7:05	BOS 12 7:05	BOS 13 12:35		CWS 15 7:05	CWS 16 6:05
CWS 17 1:05	HOU 18 5:10	HOU 19 5:10	HOU 20 11:10	TB 21 4:10	TB 22 4:10	TB 23 1:10
TB 24 10:10	DET 25 4:05	DET 26 7:05	DET 27 12:35	NYN 28 7:05	NYN 29 7:05	NYN 30 7:05
NYN 31 1:05						

AUGUST						
SUN	MON	TUE	WED	THU	FRI	SAT
						CLE 1 6:05
CLE 2 1:05	BAL 3 7:05	BAL 4 7:05	BAL 5 12:35	HOU 6 7:05	HOU 7 7:05	HOU 8 1:05
HOU 9 1:05		TOR 11 4:07	TOR 12 4:07	TOR 13 9:37	BAL 14 4:05	BAL 15 4:05
BAL 16 10:35	BAL 17 4:05	LAD 18 7:05	LAD 19 12:35		TB 21 7:05	TB 22 6:05
TB 23 1:05	SEA 24 7:10	SEA 25 7:10	SEA 26 12:40		ARI 28 6:40	ARI 29 5:10
ARI 30 1:10	LAA 31 7:05					

JUNE						
SUN	MON	TUE	WED	THU	FRI	SAT
	1	DET 2 4:08	DET 3 4:08	DET 4 10:08	BOS 5 4:10	BOS 6 1:05
BOS 7 10:35		TEX 9 7:05	TEX 10 7:05	TEX 11 12:35	LAA 12 7:05	LAA 13 7:05
LAA 14 12:35	SD 15 7:10	SD 16 12:40	SD 17 7:05	SD 18 12:35	LAA 19 6:35	LAA 20 1:05
LAA 21 1:05		TEX 23 5:05	TEX 24 5:05	TEX 25 11:05	KC 26 7:05	KC 27 1:05
KC 28 1:05	COL 29 7:05	COL 30 7:05				


SEPTEMBER/OCTOBER						
SUN	MON	TUE	WED	THU	FRI	SAT
		LAA 1 7:05	LAA 2 12:35		SEA 4 7:05	SEA 5 6:05
SEA 6 1:05	HOU 7 1:05	HOU 8 7:05	HOU 9 7:05		TEX 11 5:05	TEX 12 5:05
TEX 13 12:05	CWS 14 5:10	CWS 15 5:10	CWS 16 5:10	CWS 17 11:10	HOU 18 5:10	HOU 19 4:10
HOU 20 11:10		TEX 22 7:05	TEX 23 7:05	TEX 24 12:35	SF 25 7:05	SF 26 1:05
SF 27 1:05	LAA 28 7:05	LAA 29 7:05	LAA 30 4:05		SEA 2 7:10	SEA 3 6:10
SEA 4 12:10						

As of 2/10/15

SOCIAL       

athletics.com/social

■ HOME ★ FIREWORKS ALL GAMES ON 95.7 THE GAME
 ALL GAMES AND TIMES SUBJECT TO CHANGE ALL TIMES PACIFIC
● COMCAST SPORTSNET CALIFORNIA ■ ESPN ▲ FOX



Manager Bob Melvin has led the A's to three consecutive postseason appearances

FRONT OFFICE

TABLE OF CONTENTS

FRONT OFFICE

Table of Contents	2
Front Office Directory	4
Executive Profiles	7
Baseball Operations	9
Administration	16
Sports Medicine Staff	18
Medical Consultants	19
Clubhouse and Staff	20
Additional Clubhouse Staff	21

2015 ATHLETICS

Manager and Coaches	24
The Players	32
Roster	346

2014 SEASON IN REVIEW

Season in Review	350
Batting and Pitching Statistics	356
Fielding Statistics	357
Day-By-Day Results	358
Wild Card Statistics	362
Wild Card Results	362
Wild Card Day-By-Day	363
Miscellaneous Stats	363
Club Statistics	364
Highs and Lows	364
Designated Hitting Statistics	366
Pinch Hitting Statistics	366
Batting with RISP	367
Batting with the Bases Loaded	367
Batting and Pitching Breakdown	368
Player Transactions	368
Stats at the All-Star Break	371
Stats after the All-Star Break	372
April Statistics	373
May Statistics	374
June Statistics	375
July Statistics	376
August Statistics	377
September Statistics	378
Stats at Home	379
Stats on the Road	380
Stats during the Day	381
Stats at Night	382
Stats vs. Left-Handers	383
Stats vs. Right-Handers	384
Final Standings	385
Major League Attendance	386
AL Team Leaders	387
AL Batting Leaders	389
AL Pitching Leaders	391
AL Rookie Batting Leaders	393
AL Rookie Pitching Leaders	394
NL Team Leaders	395
NL Batting Leaders	397
NL Pitching Leaders	399
NL Rookie Batting Leaders	401
NL Rookie Pitching Leaders	402

Final Spring Training Statistics	403
Spring Training Results	405

RECORDS

Athletics Year-By-Year	408
Athletics vs. the American League	410
Athletics vs. the National League	412
Athletics in Divisional Play	412
Oakland A's Month-by-Month	413
Athletics Franchise Records	414
Oakland Athletics Records	419
Franchise Career Batting Leaders	426
Oakland Career Batting Leaders	427
Franchise Career Pitching Leaders	428
Oakland Career Pitching Leaders	429
Franchise Season Batting Leaders	430
Oakland Season Batting Leaders	431
Franchise Season Pitching Leaders	432
Oakland Season Pitching Leaders	433
Athletics Year-By-Year Batting	434
Athletics Year-By-Year Pitching	436
Athletics Year-By-Year Fielding	438
Athletics Year-By-Year Batting Leaders	440
Athletics Year-By-Year Pitching Leaders	446
Athletics Home Run History	451
Oakland Athletics Streaks	456
Athletics Low-Hit Games	457
Oakland Athletics Steals of Home	458
Career Games Played Leaders	459
Homestands and Road Trips	460
Longest Games in Oakland History	460
Game Times	461
Oakland A's at the All-Star Break	461
High Scoring Games in Oakland History	462
Biggest Comebacks and Blown Leads	462
The Last Time It Happened	463

HISTORY

Notable Performances & Award Winners	466
Athletics in the Hall of Fame	469
Athletics Retired Numbers	469
Special Recognition	471
Athletics All-Star Game Selections	472
Oakland Athletics in Season Openers	473
Oakland A's Opening Day Lineups	474
The Championship Years	476
All-Time Postseason Results	480
Postseason Team Totals	484
Division Series Records	486
League Championship Series Records	488
World Series Records	490
Postseason Records	492
Postseason Career Leaders	494
Postseason Single Game Bests	495
Postseason Series Year-By-Year Recap	496
Athletics All-Time Roster	596
Oakland A's & San Francisco Giants	603
Oakland A's Coaches	604
Most Recent Trades With Each Team	604

OPPONENTS

Baltimore Orioles.....	606
Boston Red Sox.....	607
Chicago White Sox.....	608
Cleveland Indians.....	609
Detroit Tigers.....	610
Houston Astros.....	611
Kansas City Royals.....	612
Los Angeles Angels of Anaheim.....	613
Minnesota Twins.....	614
New York Yankees.....	615
Seattle Mariners.....	616
Tampa Bay Rays.....	617
Texas Rangers.....	618
Toronto Blue Jays.....	619
Arizona Diamondbacks.....	620
Colorado Rockies.....	620
Los Angeles Dodgers.....	621
San Diego Padres.....	621
San Francisco Giants.....	622

PLAYER DEVELOPMENT

Athletics Minor League Directory.....	624
Athletics Scouting Assignments.....	625
Athletics Minor League Affiliates.....	626
Minor League Field Staff.....	627

Nashville Sounds Staff.....	628
Midland RockHounds Staff.....	630
Stockton Ports Staff.....	631
Beloit Snappers Staff.....	633
Vermont Lake Monsters Staff.....	634
Arizona A's Staff.....	635
Minor League Schedules.....	637
Minor League Statistics.....	639
Organizational Standings.....	645
Organizational Leaders.....	646
2014 Draft Picks.....	648
Organizational Players.....	649

MISCELLANEOUS

O.co Coliseum.....	686
Coliseum Attendance Records.....	687
Coliseum Rainouts & Shortened Games.....	689
Media Information and Policies.....	690
Athletics On The Air.....	692
A's Television and Radio.....	695
Athletics Broadcast History.....	695
Spring Training Schedule.....	697
Spring Training Information.....	697
Past Spring Training Records.....	698
Oakland A's In The Community.....	699
A's Promotion and Events Schedule.....	702

INDEX TO SELECTED FILLERS

20-Game Winners, Oakland A's.....	82	Homerless Streaks, Longest by Oakland Reliever.....	632
20-Game Winning Streak, Oakland A's.....	450	Home Run Derby Participants, Athletics.....	264
100-Win Seasons, Most by Franchise.....	342	Home Runs, Athletics Milestone.....	311
All-Star Game Selections, Athletics Most.....	119	Lasts by A's Pitchers.....	429
All-Stars, Oakland A's Oldest.....	108	Managers, Athletics.....	25
All-Stars, Oakland A's Youngest.....	285	Milestone Hits, Oakland A's.....	342
At a glance, A's 2014.....	361	Milestone Home Runs, Athletics and Oakland.....	311
Batting Practice Schedule.....	689	Milestones Within Reach.....	167
Built, How the A's Were.....	148	Minor League Affiliates, A's Recent.....	636
Clinching Dates.....	157	Minor League All-Stars, 2014.....	647
Coaching Assignments, Oakland A's Recent.....	30	Minor League Players and Pitchers of the Week.....	648
Coliseum Firsts.....	18	Monthly Bests, Athletics Franchise.....	180
Coliseum Quick Facts.....	686	Non-Roster Invitees, Recent to play for Oakland.....	273
Comeback, Athletics Biggest.....	325	Opening Day, Oakland A's Most Starts.....	475
Consecutive Games Played, Oakland A's.....	459	Opening Day, Oakland A's Most Starts by Position.....	475
Contract Status, Oakland A's.....	220	Opening Day, Oakland A's Oldest Starters.....	473
Cycle, Athletics who have hit for the.....	416	Opening Day, Oakland A's Youngest Starters.....	473
Designated Hitter Rule.....	428	Ownership, Athletics.....	7
Directory, MLB.....	617	Pitchers Career Hitting, Oakland A's.....	94
Disabled List, A's 2014.....	362	Player and Pitcher of the Year, A's Organizational.....	643
Doubleheaders, Oakland A's Day/Night.....	453	Player of the Week, A's Recent.....	683
Doubleheaders, Oakland Athletics.....	696	Players Who Have Pitched, Oakland A's.....	698
Ejections, Oakland A's Recent.....	39	Postseason Bests.....	20
Elephant, The A's.....	229	Presidents, Oakland A's.....	8
First Round Draft Picks, A's.....	638	Radio Network, Oakland A's.....	694
Five-hit games, Oakland A's.....	422	Relief Pitcher Effectiveness.....	35
Franchise Facts.....	611	Rookie Rule.....	71
General Managers, Oakland A's.....	10	Runs, 10 or more in an inning.....	62
Ground Rules, O.co Coliseum.....	687	Save Rule.....	432
Hits in a Game, Oakland A's 20 or More.....	68	Scoreless Streaks, Longest by Oakland Pitchers.....	433
Hitting Streaks, Athletics Top.....	447	Starts in the Batting Order.....	198
Hitting Streaks, Oakland A's Top.....	622	Triple Plays, Athletics.....	425
Homerless Streaks, Longest by Oakland Pitchers.....	433	Winning Streaks, Longest by Oakland A's Pitchers.....	464



OAKLAND ATHLETICS

O.co Coliseum
7000 Coliseum Way
Oakland, CA 94621
510-638-4900
athletics.com

OAKLAND ATHLETICS INVESTMENT GROUP

Managing Partner: Lewis Wolff

Vice President, Venue Development: Keith Wolff

PRINCIPAL PARTNERS

Richard Ackerman	Sandy Dean	Bob Fisher	Steve Lieberman	Jim Taylor
Dave Alden	Jason DiNapoli	John Fisher	Flip Maritz	Ross Walker
Billy Beane	John DiNapoli	Katie Hall	Wayne Rogers	Kari Wolff
Hugh Boss	Mark Dunn	David Horn	Guy Saperstein	
Michael Crowley	Bill Fisher	Ed Kashian	Mark Slavonia	

FRONT OFFICE DIRECTORY

EXECUTIVES

Owner/Managing Partner	Lew Wolff
President	Michael Crowley
Executive Assistant	Carolyn Jones

Legal

General Counsel	Neil Kraetsch
Senior Counsel	Ryan Horning

BASEBALL OPERATIONS

Vice President & General Manager	Billy Beane
Field Manager	Bob Melvin
Assistant General Manager	David Forst
Assistant General Manager	Dan Kantrovitz
Director of Player Personnel	Billy Owens
Director of Professional Scouting/Baseball Development	Dan Feinstein
Director of Player Development	Keith Lieppman
Director of Scouting	Eric Kubota
Director of Minor League Operations	Ted Polakowski
Special Assistant to General Manager	Grady Fuson
Special Assistant to General Manager	Chris Pittaro
Special Assistant to Baseball Operations	Scott Hatteberg
Director of Baseball Administration	Pamela Pitts
Director of Team Travel	Mickey Morabito
Director of Baseball Systems	Rob Naberhaus
Baseball Operations Analyst	Michael Schatz
Scouting Assistant	Ben Lowry
Video Coordinator	Adam Rhoden
Minor League Video Coordinator	Mark Smith
Executive Assistant	Betty Shinoda
Administrative Assistant, Player Development	Nancy Moriuchi

Clubhouse

Equipment Manager	Steve Vucinich
Visiting Clubhouse Manager	Mike Thalblum
Assistant Equipment Manager	Brian Davis
Umpire & Clubhouse Assistant	Matt Weiss
Arizona Clubhouse Manager	James Gibson
Arizona Assistant Clubhouse Managers	Thomas Miller, Chad Yaconetti

Medical Staff

Head Athletic Trainer	Nick Paparesta
Assistant Athletic Trainer	Walt Horn
Assistant Athletic Trainer	Brian Schulman
Strength & Conditioning Coach	Michael Henriques
Major League Massage Therapist	Ozzie Lyles
Coordinator of Medical Services	Larry Davis
Team Physician	Dr. Allan Pont
Team Orthopedist	Dr. Jon Dickinson
Associate Team Orthopedist	Dr. Will Workman
Arizona Team Physician	Dr. Fred Dicke
Internal Medicine Consultant	Dr. Elliott Schwartz

SALES AND MARKETING

Vice President, Sales & Marketing	Jim Leahey
Sales & Marketing Assistant	Elizabeth Staub

Marketing & Advertising

Senior Director of Marketing	Troy Smith
Senior Manager of Digital Marketing	Travis LoDolce
Advertising Assistant	Laiken Whitters
Creative Services Manager	Mike Ono
Team Photographer	Michael Zagaris

Special Events

Senior Manager of Promotion & Events	Heather Rajeski
Special Events Coordinator	Sandy Karbel
Mascot	Stomper

Corporate Sales

Senior Director, Corporate Partnerships	Steve Pastorino
Director of Partnership Services	Franklin Lowe
Senior Account Manager, Corporate Partnerships	Jill Golden
Corporate Account Manager	Jessica Smith, Tim Sommer
Corporate Partnership Assistant	Evan Twomey

Ticket Sales, Operations & Services

Executive Director of Ticket Sales & Operations	Steve Fanelli
Senior Director of Ticket Services	Josh Ziegenbusch
Director, Ticket Operations	David Adame
Ticket Services Manager	Catherine Glazier
Premium Services Manager	Michael Neis
Premium Services Coordinator	Marco Ruidiaz
Ticket Operations Manager	Anuj Patel
Season Ticket Retention Coordinator	Tamara Burnett
Box Office Coordinator	Patricia Heagy
Ticket Operations Representative	Austin Redman
Ticket Services Representatives	John Austin, Amy Frantz, Brianne Gidcumb, Tavis McDowell, Victoria Selway
Spring Training Sales & Operations Manager	Joe Pun
Director of Ticket Sales	Brian DiTucci
Group Sales Manager	Josh Feinberg
Season Ticket Sales Manager	Aaron Dragomir
Inside Sales Manager	David Nosti
Senior Account Executive, Premium Seating	Parker Newton, Chris Van Dyne
Senior Account Executive	Phil Chapman
Account Executives	Andrew Bleaken, Sean Cassidy, Spencer Cornelia, Paul Friedlander, Jordan Haines, Kristen Hilbert, Scott Ibaraki, Matt Langseth, Michael Murray, David Neumann, Julie Parra, Brent Parsons, Jeff Perlmutter, Nick Walko, Gordon Wilson, Eric Yager
Senior Manager of Database Services	Mark Bashuk

Front Office Directory, continued

Ticket Sales Analyst	Mark Simmons
CRM/Database Coordinator	Daniel Roach

STADIUM OPERATIONS

Vice President, Stadium Operations	David Rinetti
Senior Director of Stadium Operations	Paul La Veau
Senior Manager of Stadium Operations Events	Kristy Ledbetter
Stadium Services Manager	Randy Duran
Guest Services Manager	Elisabeth Aydelotte
Stadium Operations Manager	Matt Van Norton
Stadium Operations Assistants	Perry Constas, Jason Silva
Head Groundskeeper	Clay Wood
Arizona Groundskeeper	Chad Huss

COMMUNICATIONS AND BROADCASTING

Vice President, Communications and Broadcasting	Ken Pries
---	-----------

Public Relations

Baseball Information Manager	Mike Selleck
Media Services Manager	Debbie Gallas
Player and Media Relations Manager	Adam Loberstein
Media Relations & Broadcasting Coordinator	Zak Basch

Community Relations

Director of Community Relations	Detra Paige
Community Relations Coordinator	Melissa Guzman
Community Relations Assistant	Amanda Young

Authenticated Merchandise

Manager of Authentication	Erik Farrell
---------------------------	--------------

Stadium Entertainment

Senior Director of Multimedia Services	David Don
Director Entertainment/Production	Matt Shelton
Multimedia Services Manager	Jon Martin
Public Address Announcer	Dick Callahan
In-Game Host	Kara Tsuboi

Broadcasting

Team Announcers	Ray Fosse, Ken Korach, Glen Kuiper, Vince Cotroneo
Broadcasting Services Manager	Warren Chu

FINANCE AND ADMINISTRATION

Vice President, Finance	Paul Wong
-------------------------	-----------

Finance and Accounting

Senior Director of Finance	Kasey Jarcik
Accounting Manager	Ling Ding
Payroll Manager	Rose Dancil
Senior Accountant, Accounts Payable	Isabelle Mahaffey
Senior Accountant	Danna Mouat
Senior Staff Accountant	Nick Cukar
Ticket Office Accountant	Ben Liepman

Human Resources

Director of Human Resources	Kim Kubo
Human Resources Assistant	Erica Sahii

Information Systems

Director of Information Technology	Nathan Hayes
IT Manager	David Frieberg
Desktop Administrator	Chris Jio

Office Services

Office Services Coordinator	Tina Jimenez
Executive Offices Receptionist	Maggie Baptist

EXECUTIVE PROFILES

LEWIS WOLFF

Owner and Managing Partner

Lew Wolff, one of the nation's leading real estate developers and hotel owner, enters his 11th season as Owner and Managing Partner of the Oakland Athletics.

Heading a limited partnership group that purchased the A's on April 1, 2005, Wolff wasted little time in emblazoning his stamp on one of baseball's most successful and storied franchises. The very next season, the A's made their fifth postseason appearance in seven years in 2006, advancing to the American League Championship Series for the first time since 1992.

Since then, Wolff has worked tirelessly in exploring possible locations to build a much-needed new ballpark venue, as well as supporting GM Billy Beane's efforts in building a strong foundation for future championship teams through player development and acquisitions. Those efforts have resulted in the team posting back-to-back AL West Division titles in 2012 and 2013, an AL Wild Card berth in 2014, and the best record (278-208) in the American League over the past three seasons.

Wolff's impact on the Bay Area sports landscape is not limited to baseball. In May of 2006, he reached an agreement with Major League Soccer in an attempt to bring professional soccer back to the Bay Area. The expansion San Jose Earthquakes returned to action in 2008, playing their home games at Santa Clara University's Buck Shaw Stadium. Wolff and the Earthquakes ownership group have since successfully built an exclusive soccer stadium in San Jose, Calif., which opened in March.

Under Wolff's ownership, the A's continue to be one of the most community-minded organizations in all of sports. Last year alone, the A's Community Fund donated more than \$600,000 to various community programs. In 2011, Sony Pictures complied with Wolff's wishes in staging the motion picture premiere of *Moneyball* in Oakland, including a charity component that raised \$370,000 for the Children's Hospital and Research Center Oakland and Stand Up to Cancer. Lew is also an active participant in the A's Home Run Readers program. Wolff individually, as well as the A's, are strong contributors to Stand Up to Cancer, a major charity of Major League Baseball.

The *San Jose Mercury-News* ranked Wolff first in its annual listing of the Bay Area's 25 Most Powerful Sports Figures in both 2006 and 2007.


In September 2008, the Silicon Valley Leadership Group also presented Wolff with its prestigious "Community Cornerstone Award." The award is given to "a Silicon Valley leader who has displayed a lifetime of impeccable ethics, business achievement and community engagement."

Along the way, the personable Wolff has made a favorable impression among those who follow the team on a regular basis with his easy-going, straight-forward manner and quick-witted humor.

Wolff is the founder of Wolff Urban Development and co-founder of Maritz-Wolff, entities that are involved in the development, acquisition and management of a wide range of commercial, office, parking and hotel properties in a number of California cities including San Jose, Los Angeles, Pasadena and Burbank to name a few.

Wolff's ownership interests in representative hotels and resorts have included properties such as The Carlyle in New York City; Four Season Hotels in Houston; the Park Hyatt in Carlsbad; The Ritz-Carlton in St. Louis; Fairmont Hotels in San Jose and San Francisco; Rosewood managed hotels including The Mansion in Dallas, Little Dix Bay, Virgin Gorda, Inn of the Anasazi, Sante Fe plus other brands such as Marriott. In addition, Maritz-Wolff had a 50 percent interest in the Dallas-based Rosewood Management Company, which owns and operates luxury hotels and resorts throughout the world.

Wolff began his career in real estate economics and appraisal in his hometown of St. Louis, Mo. before relocating to Los Angeles. In addition to his real estate analysis work, he also served as the President of the 20th Century Fox Realty & Development Company where he managed Fox's worldwide real estate activities.



ATHLETICS OWNERSHIP

Ownership	Years
Benjamin F. Shibe	1901-1912
Benjamin F. Shibe, Connie Mack	1913-21
Connie Mack	1921-54
Arnold M. Johnson	1954-60
Charles O. Finley	1961-80
Walter A. Haas, Jr.	1980-95
Steve Schott, Ken Hofmann	1995-2005
Lewis Wolff.....	2005-Present

Executive Profiles continued

Wolff is a former minority owner of the St. Louis Blues, the Golden State Warriors and the San Jose Missions, a now-defunct minor league baseball team. He holds a bachelor's degree in business administration from the University of Wisconsin in Madison, a master's degree in business administration from Washington University in St. Louis and is also a member of the American Institute of Real Estate Appraisers (MAI).

In 2009, he was appointed to the Board of Directors of the new MLB Television Network, which launched in January 2009 with an unprecedented 50 million subscribers, and he continues to serve on the board of Major League Baseball's Enterprises, which oversees national television and radio contract negotiations, national sponsorship and licensing programs as well as the overall marketing of the industry. Wolff is a director of the NYSE Company, Sunstone REIT and a member of the Board of Directors of Century Bank, Los Angeles.

Lew resides in the Westwood section of Los Angeles with his wife, Jean. The Wolffs have three children and four grandchildren.

MICHAEL CROWLEY

President

Michael Crowley, one of the top executives in professional sports today, enters his 18th year with the Athletics' organization and his 17th as team president. He was named to his current position Sept. 28, 1998, and his tenure as president is the longest in Oakland history.

A limited partner in the Athletics ownership group, Crowley is responsible for the overall day-to-day functioning of the Athletics' organization both on the business and baseball sides of the operation, working directly with owner and managing partner Lew Wolff.

Crowley also serves as managing director of Major League Soccer's San Jose Earthquakes. He led the Earthquakes' first-year launch in 2008, and assisted in the team's building of Avaya Stadium, a new state-of-the-art, soccer-only stadium in San Jose that was opened in March, 2015.

After spending three years in the San Jose office of Price Waterhouse and nine years with I.C.I./Fuller O'Brien Paints, Crowley joined the Athletics organization in July 1997 as vice president and chief financial officer. Considered a key figure in the A's resurgence as one of baseball's elite franchises, Crowley has been committed to fielding a championship caliber team with homegrown talent. He works closely with General Manager Billy Beane on key player decisions and issues relating to the baseball operations' overall objectives and philosophies.

Crowley developed a business model with goals and objectives designed to provide an affordable entertainment product on the field, as well as delivering the absolute highest levels of customer service to fans attending games at the O.co Coliseum. While Crowley stays involved with all aspects of the organization's business affairs, including finance, sales, marketing, public relations and community affairs, he has been at the forefront of building an outstanding team that continues to deliver premium value.

Crowley also serves on Major League Baseball's International Committee.

The A's president also perpetuates the Athletics' tradition of commitment to the greater community. Under his leadership, the A's organization continues to be active in the Oakland community and surrounding areas. The Oakland A's Community Fund supports charitable organizations in their efforts to improve educational programs, aid the underprivileged, assist in crime prevention, and service children, seniors and those who work to improve the quality of life throughout the Bay Area.

In 1999, Crowley and his wife, Kathy, were the driving force behind Breast Cancer Awareness Day, which has raised \$1.4 million for the American Cancer Society over the last 15 years. Crowley has also served on the Bay Area's Board of Trustees of KIPP schools, which aims to create a respected, influential and nationwide family of schools that are successful in helping educationally underserved students develop the knowledge, skills and character to succeed in college and the competitive world beyond. He also served on the board of top business executives and



PRESIDENTS OF THE OAKLAND A'S

President	Years
Charles O. Finley.....	1968-80
Roy Eisenhardt.....	1981-86
Walter J. Haas.....	1990-92
Sandy Alderson.....	1993-95; 1997-98
Steve Schott.....	1996
Michael Crowley.....	1998-Present

community leaders which attempted to land the 2012 Summer Olympic Games in the Bay Area. Recently, Crowley has been named to the advisory board for the Institute of Sports Law and Ethics, as well as the President's Intercollegiate Athletics Commission at Santa Clara University.

A native Californian, the 51-year-old Crowley graduated from the University of Notre Dame in 1985 with a degree in business administration with an emphasis in accounting. He earned his MBA from Duke's Fuqua School of Business in 1992. In November of 2002, Crowley was named one of *Street & Smith's Sports Business Journal's* "40 Under 40," honoring the nation's top sport executives under the age of 40.

Michael resides in Los Gatos, Calif. with his wife, Kathy. The Crowleys have three children.

BASEBALL OPERATIONS

BILLY BEANE

Vice President, General Manager



Considered one of the most progressive and talented baseball executives in the game today, Billy Beane has molded the Athletics into one of baseball's most respected teams since assuming the general manager's duties shortly following the 1997 season. As architect of a team that has advanced to the post-season each of the past three years, Beane has been recognized with several industry awards recently.

In 2013, he was named *Baseball America's* Major League Executive of the Year. That award came on the heels of Beane being selected *The Sporting News* Executive of the Year for a second time in his career in 2012.

He also earned MLB.com's Greatness in Baseball Yearly (GIBBY) Award as the 2012 MLB Executive of the Year and the 2012 Legacy Awards' Rube Foster Award as AL Executive of the Year (presented by the Negro League Baseball Museum).

Under his watch, the A's have compiled a 1484-1268 (.539) record over the last 17 seasons, which is the fourth-best record in the American League and sixth best in all of baseball during that time frame. The A's have six American League West titles (2000; 2002-03; 2006; 2012-13) and secured two AL Wild Card spots (2001 and 2014) during that span. His teams have posted 90 or more wins in eight of the last 15 years. The A's eight postseason appearances since the 2000 season are tied for fourth most among all Major League teams, trailing only New York-AL (12), St. Louis (11) and Atlanta (9).

In addition, Oakland A's players have garnered numerous individual accolades during his tenure as general manager. Jason Giambi and Miguel Tejada earned American League Most Valuable Player awards in 2000 and 2002, respectively. Barry Zito was named the American League's Cy Young Award winner in 2002 while Bobby Crosby (2004), Huston Street (2005) and Andrew Bailey (2009) have all won AL Rookie of the Year honors. This past season, the A's landed six players on the AL All-Star team.

Beane continually remolds a team that has posted one of the majors' best records over the last past decade. Over the years, his ability to acquire pivotal players through trades has proved instrumental in keying several playoff runs. This past offseason, Beane made nine trades involving 27 players.

Beane's executive talents and the organization's baseball philosophy were the subject of Michael Lewis' best-selling book "Moneyball: The Art of Winning an Unfair Game," which opened the eyes of many of the top sports executives and business CEOs in the nation. The book has since been made into a full-length motion picture featuring Brad Pitt in the starring role, which premiered in 2011.

As a result, Beane remains in great demand on the national speaking circuit, where he regularly addresses top companies on his management approach of identifying and using undervalued assets to create and sustain a competitive edge. He also sits on the board of directors of several companies, including Easton-Bell Sports, ProTrade and NetSuite, Inc.

Beane was previously named *The Sporting News's* Executive of the Year in 1999 and earned Major League Baseball's Executive of the Year honors from *Baseball America* magazine following the 2002 season. In November of 2001, Beane was named one of *Street & Smith's* Sport Business Journal's "40 Under 40" list, honoring the nation's top 40 sports executives under the age of 40.

Further demonstrating his eclectic tastes and unique interests, Beane was invited to speak at Rupert Murdoch's News Corp. management retreat in Pebble Beach, Calif. in 2006, an event that focused on issues such as volunteerism, technology and politics, and featured leaders and luminaries from around

Baseball Operations, continued

the world. Among the VIP who attended were British Prime Minister Tony Blair, Israeli Vice Premier Shimon Peres, former President Bill Clinton, former Vice President Al Gore, former House Speaker Newt Gingrich, former Harvard President Lawrence Sumner and U2 lead singer Bono.

In 2008, Beane also collaborated with Gingrich and Sen. John Kerry in co-authoring an article in the New York Times offering possible remedies for the U.S. health care crisis.

In addition, he was honored by PromaxBDA Sports Media Marketing Awards with the “Game Changer Award” in 2011, an accolade given to a “cultural trendsetter who, through the development of new technologies, applications, business models, and industries, has transformed the business of Sports Media and Sports Media Marketing.”

Beane joined the A’s front office staff in 1990 as the club’s major league advance scout. In 1993, former A’s President and General Manager Sandy Alderson promoted him to the assistant general manager’s position when Walt Jocketty left the organization to accept the assistant general manager’s job in Colorado. Alderson handed over his general manager’s duties to Beane on Oct. 17, 1997.

A first round draft pick (23rd overall) of the New York Mets in the 1980 June Free Agent Draft, Beane played six major league seasons as an infielder, outfielder and catcher for the Mets, Minnesota Twins, Detroit Tigers and Oakland A’s. His final season in uniform was 1989 when he was a utility player on the A’s World Championship team. Beane retired as an active player in the spring of 1990.

A native of San Diego, Calif., Beane attended Mt. Carmel High School and UC San Diego, where he studied economics. Billy and his wife, Tara, reside in Danville, Calif. with their twins, Brayden and Tinsley. His daughter, Casey, is a graduate of Kenyon (Ohio) College.

GENERAL MANAGERS OF THE OAKLAND A’S

General Manager	Years
Charles O. Finley.....	1968-79
Billy Martin.....	1980-82
Walt Jocketty, Dick Wincek	1983
Sandy Alderson	1983-97
Billy Beane	1997-Present

Some of the names listed may have held other titles than general manager.

SIGNIFICANT AND RECENT TRADES MADE BY BILLY BEANE

1997

- Nov. 7 Acquired P Kenny Rogers and cash from New York (AL) for a PTBNL (IF Scott Brosius on November 18).
- Dec. 8 Acquired P Mike Fetters from Cleveland for P Steve Karsay.

1998

- April 8 Acquired C Mike Macfarlane and cash from Kansas City for OF Shane Mack and a PTBNL (minor league P Greg Hansell on May 8).
- July 12 Acquired P Tim Worrell from Cleveland for minor league IF Adam Robinson.

1999

- July 23 Acquired minor league OF Terrence Long and minor league P Leonar Vasquez from New York (NL) for P Kenny Rogers.
- July 29 Acquired P Omar Olivares and IF Randy Velarde from Anaheim for minor league OF Jeff DaVanon, minor league OF Nathan Haynes and minor league P Elvin Nina.
- July 31 Acquired P Kevin Appier from Kansas City for P Brad Rigby, minor league P Blake Stein and minor league P Jeff D’Amico.
- July 31 Acquired P Jason Isringhausen and P Greg McMichael from New York (NL) for P Billy Taylor.
- Dec. 13 Acquired P Justin Miller from Colorado for P Jimmy Haynes. (Trade was part of a four-team deal in which Colorado traded Haynes, C Henry Blanco and P Jamey Wright to Milwaukee; Milwaukee then traded IF Jeff Cirillo, P Scott Karl and cash to Colorado; Colorado traded IF

Vinny Castilla to Tampa Bay; Tampa Bay traded P Rolando Arrojo and IF Aaron Ledesma to Colorado).

2000

- Feb. 18 Acquired OF Jeremy Giambi from Kansas City for P Brett Laxton.
- July 28 Acquired P Jim Mecir and P Todd Belitz from Tampa Bay for minor league P Jesus Colome and cash.
- Nov. 17 Acquired minor league P Ryan Cullen and minor league P Aaron Harang from Texas for IF Randy Velarde.
- Nov. 20 Acquired P Eric Ireland from Chicago (NL) for OF Matt Stairs.
- Dec. 7 Acquired P Chad Bradford from Chicago (AL) for minor league C Miguel Olivo.

2001

- Jan. 8 Acquired P Roberto Hernandez and P Cory Lidle from Tampa Bay for OF Ben Grievé and cash; traded P Roberto Hernandez, C A.J. Hinch, minor league IF Angel Berroa and cash to Kansas City for OF Johnny Damon, minor league IF Mark Ellis and cash.
- March 28 Acquired IF Eric Hinske from Chicago (NL) for minor league IF Miguel Cairo; as part of the deal, the A’s also refused the return of Rule 5 Draft selection P Scott Chiasson.
- July 3 Acquired OF Ron Gant from Colorado for minor league OF Robin Jennings.
- July 25 Acquired OF Jermaine Dye from Kansas City in a three-team trade in which Colorado sent

	infielder Neifi Perez to Kansas City and Oakland sent minor league OF Mario Encarnacion, minor league IF Jose Ortiz and minor league P Todd Beltz to Colorado.	Dec. 18	Acquired P Kiko Calero, P Danny Haren and minor league C Daric Barton from St. Louis for P Mark Mulder.
Nov. 2	Acquired minor league IF Adam Morrissey from Chicago (NL) for IF Mark Bellhorn.	2005	
Dec. 7	Acquired P Billy Koch from Toronto for IF Eric Hinske and P Justin Miller.	July 13	Acquired OF Jay Payton and cash from Boston for P Chad Bradford; acquired P Joe Kennedy and P Jay Witasick from Colorado for OF Eric Byrnes, minor league IF Omar Quintanilla and cash.
Dec. 14	Acquired OF David Justice and cash from New York (NL) for P Mark Guthrie and P Tyler Yates.	Dec. 5	Acquired P Chad Gaudin from Toronto for a PTBNL (Dustin Majewski).
2002		Dec. 13	Acquired OF Milton Bradley and IF Antonio Perez from Los Angeles (NL) for minor league OF Andre Ethier.
Jan. 14	Acquired IF Carlos Pena and P Mike Venafr from Texas for P Mario Ramos, IF Jason Hart, OF Ryan Ludwick and minor league C Gerald Laird.	2007	
March 18	Acquired P Justin Duchscherer from Texas for P Luis Vizcaino.	June 29	Acquired P Andrew Brown from San Diego for OF Milton Bradley and cash.
May 22	Acquired OF John Mabry from Philadelphia for OF Jeremy Giambi.	July 16	Acquired C Rob Bowen and P Jerry Blevins from Chicago (NL) for C Jason Kendall and cash.
July 5	Acquired P Ted Lilly, minor league OF John-Ford Griffin and minor league P Jason Arnold from New York (AL) as part of a three-team, seven player trade in which the A's sent IF Carlos Pena, P Franklyn German and a PTBNL (P Jeremy Bonderman on Aug. 22) to Detroit for P Jeff Weaver and cash. The A's then sent Weaver to New York to complete the deal.	Nov. 18	Acquired P Kristian Bell and P Graham Godfrey from Toronto for IF Marco Scutaro.
July 25	Acquired Ray Durham from Chicago (AL) for minor league P Jon Adkins.	Dec. 14	Acquired P Brett Anderson, P Dana Eveland, P Greg Smith, IF Chris Carter, OF Aaron Cunningham, OF Carlos Gonzalez from Arizona for P Dan Haren and P Connor Robertson.
July 30	Acquired P Ricardo Rincon from Cleveland for minor league IF Marshall McDougall.	2008	
Nov. 16	Acquired minor league IF Mike Rouse and minor league P Chris Mowday for Toronto for P Cory Lidle.	Jan. 3	Acquired P Gio Gonzalez, P Fautino De Los Santos and OF Ryan Sweeney from Chicago (AL) for OF Nick Swisher.
Dec. 3	Acquired P Keith Foulke, C Mark Johnson and minor league P Joe Valentine for P Billy Koch and two minor league players to be named later (P Neal Cotts and OF Daylan Holt on December 16).	Jan. 14	Acquired P Joey Devine and P Jamie Richmond from Atlanta for OF Mark Kotsay and cash.
Dec. 15	Acquired IF Erubiel Durazo from Arizona in a four-team trade in which the A's sent a minor league PTBNL (P Jason Arnold on December 16) to Toronto; Toronto sent IF Felipe Lopez to Cincinnati; Cincinnati sent P Elmer Dessens to Arizona.	July 8	Acquired P Sean Gallagher, C Josh Donaldson, IF Eric Patterson and OF Matt Murton from Chicago (NL) for P Rich Harden and P Chad Gaudin
2003		July 17	Acquired P Josh Outman, IF Adrian Cardenas and OF Matt Spencer from Philadelphia for P Joe Blanton
July 30	Acquired OF Jose Guillen from Cincinnati for minor league pitchers Aaron Harang, Joe Valentine and Jeff Bruksch	Nov. 12	Acquired OF Matt Holliday from Colorado for P Greg Smith, P Huston Street and OF Carlos Gonzalez
Nov. 18	Acquired OF Bobby Kielty and a PTBNL from Toronto for P Ted Lilly	2009	
Nov. 26	Acquired OF Mark Kotsay from San Diego for C Ramon Hernandez and OF Terrence Long	Feb. 2	Acquired RHP Michael Wuertz from Chicago (NL) for OF Richie Robnett and IF Justin Sellers
Dec. 21	Acquired C Damian Miller and cash from Chicago (NL) for a PTBNL (Chris Mowday)	July 5	Acquired OF Scott Hairston from San Diego for P Sean Gallagher, P Craig Italiano and P Ryan Webb
2004		July 24	Acquired P Clayton Mortensen, IF Brett Wallace and OF Shane Peterson from St. Louis for OF Matt Holliday
April 17	Acquired P Kirk Saarloos from Houston for P Chad Harville.	July 31	Acquired IF Tyler Ladendorf from Minnesota for IF Orlando Cabrera
June 24	Acquired P Octavio Dotel and cash from Kansas City for minor leaguer P Mike Wood and minor league IF Mark Teahan.	2010	
Nov. 27	Acquired C Jason Kendall from Pittsburgh for P Mark Redman and P Arthur Rhodes.	Jan. 16	Acquired IF Kevin Kouzmanoff and minor league IF Eric Sogard from San Diego for OF Scott Hairston and OF Aaron Cunningham
Dec. 15	Acquired IF Keith Ginter from Milwaukee for minor league P Justin Lehr and OF Nelson Cruz.	Feb. 1	Acquired IF Adam Rosales and OF Willy Taveras from Cincinnati for IF Aaron Miles and cash
Dec. 16	Acquired P Juan Cruz, P Dan Meyer and OF Charles Thomas from Atlanta for P Tim Hudson.	Nov. 10	Acquired OF David DeJesus from Kansas City for P Vin Mazzaro and minor league P Justin Marks
		Nov. 17	Acquired minor league Ps Trystan Magnuson and Daniel Farquhar from Toronto for OF Rajai Davis
		Dec. 16	Acquired OF Josh Willingham from Washington for P Henry Rodriguez and OF Corey Brown

Baseball Operations, continued

2011

Jan. 8	Acquired RHP Guillermo Moscoso from Texas for minor league RHP Ryan Kelly
June 30	Acquired RHP Bruce Billings and a PTBNL (OF Eliezer Mesa on September 30) from Colorado for 2B Mark Ellis and cash
July 31	Acquired LHP Jordan Norberto and 1B Brandon Allen from Arizona for RHP Brad Ziegler
Dec. 9	Acquired RHP Ryan Cook, OF Collin Cowgill and RHP Jarrod Parker from Arizona for LHP Craig Breslow, RHP Trevor Cahill and cash
Dec. 23	Acquired RHP A.J. Cole, LHP Tommy Milone, C Derek Norris and RHP Brad Peacock from Washington for LHP Gio Gonzalez and RHP Rob Gilliam
Dec. 28	Acquired RHP Raul Alcantara, IF Miles Head and OF Josh Reddick from Boston for RHP Andrew Bailey and OF Ryan Sweeney

2012

Jan. 16	Acquired OF Seth Smith from Colorado for RHP Guillermo Moscoso and LHP Josh Outman
Aug. 3	Acquired minor league C David Freitas from Washington for C Kurt Suzuki and cash
Aug. 20	Acquired SS Stephen Drew from Arizona for minor league IF Sean Jamieson
Oct. 20	Acquired OF Chris Young and cash from Arizona for SS Cliff Pennington and minor league IF Yordy Cabrera
Nov. 16	Acquired P Andrew Werner and IF Andy Parrino from San Diego for P Tyson Ross and minor league IF A.J. Kirby-Jones
Nov. 30	Acquired P Chris Resop from Pittsburgh for minor league P Zach Thornton
Dec. 18	Acquired minor league IF Jeffry Marte from New York (NL) for OF Collin Cowgill

2013

Jan. 16	Acquired C John Jaso from Seattle in a three-team trade in which the A's sent minor league Ps A.J. Cole and Blake Treinen and a PTBNL to Washington and Washington sent OF Michael Morse to Seattle
Feb. 4	Acquired IF Jed Lowrie and P Fernando Rodriguez from Houston for IF Chris Carter, P Brad Peacock and minor league C Max Stassi
April 4	Acquired minor league OF Jake Goebbert from Houston for P Travis Blackley
July 30	Acquired IF Alberto Callaspo from Los Angeles (AL) for minor league IF Grant Green
Aug. 23	Acquired C Kurt Suzuki and cash from Washington for minor league P Dakota Bacus
Nov. 25	Acquired P Fernando Abad from Washington for minor league IF John Wooten
Dec. 2	Acquired P Jim Johnson from Baltimore for IF Jemile Weeks and a PTBNL (minor league C David Freitas on December 12).
Dec. 3	Acquired IF Craig Gentry and P Josh Lindblom from Texas for OF Michael Choice and minor league IF Chris Bostick; Acquired P Luke Gregerson from San Diego for OF Seth Smith
Dec. 10	Acquired P Drew Pomeranz and minor league P Chris Jensen from Colorado for P Brett Anderson and cash
Dec. 11	Acquired minor league OF Billy Burns from Washington for P Jerry Blevins

2014

May 15	Acquired IF Kyle Blanks from San Diego for minor league IF Jake Goebbert at a PTBNL (minor league P Ronald Herrera on May 28)
July 5	Acquired Ps Jeff Samardzija and Jason Hammel from Chicago (NL) for P Dan Straily, minor league IF Addison Russell, minor league OF Billy McKinney and a PTBNL or cash
July 31	Acquired P Jon Lester, OF Jonny Gomes and cash from Boston for OF Yoenis Céspedes and a 2015 Competitive Balance Pick; Acquired OF Sam Fuld from Minnesota for P Tommy Milone
Aug. 24	Acquired C Geovany Soto from Texas for cash
Aug. 31	Acquired DH Adam Dunn and cash from Chicago (AL) for minor league P Nolan Sanburn
Nov. 23	Acquired IF Ike Davis and international bonus slot 86 from Pittsburgh for international bonus slot 27
Nov. 28	Acquired IF Brett Lawrie, Ps Kendall Graveman and Sean Nolin and minor league IF Franklin Barreto from Toronto for IF Josh Donaldson
Dec. 8	Acquired minor league IF Joey Wendle from Cleveland for 1B/OF Brandon Moss
Dec. 9	Acquired P Chris Bassitt, C Josh Phegley, IF Marcus Semien and minor league IF Rangel Ravelo from the Chicago White Sox for P Jeff Samardzija and P Michael Ynoa
Dec. 11	Acquired IF/OF Mark Canha from Colorado for minor league P Austin House and cash
Dec. 18	Acquired P Eury De La Rosa from Arizona for cash; acquired P R.J. Alvarez and P Jesse Hahn from San Diego for C Derek Norris, minor league P Seth Streich and international bonus slot 117

2015

Jan. 10	Acquired IFs Ben Zobrist and Yonel Escobar from Tampa Bay for C John Jaso, minor league IF Daniel Robertson, minor league OF Boog Powell and cash
Jan. 14	Acquired P Tyler Clippard from Washington for IF Yonel Escobar

A'S AMONG THE BEST UNDER BEANE'S WATCH

MAJOR LEAGUE'S BEST RECORDS SINCE 1998

Club	Wins	Losses	Pct.
New York (AL)	1633	1117	.594
Atlanta	1550	1202	.563
St. Louis	1522	1230	.553
Boston	1522	1231	.563
Los Angeles (AL)	1486	1268	.540
Oakland	1484	1268	.539

MOST PLAYOFF APPEARANCES SINCE 1998

New York (AL)	14
Atlanta	11
St. Louis	11
Boston	9
Oakland	8

DAVID FORST

Assistant General Manager

David Forst begins his 16th season with the Athletics and his 12th as assistant general manager. He was appointed to his current position in February of 2004 after serving as an assistant to the general manager and coordinator of professional scouting. His primary duties include assisting Billy Beane in all player acquisitions, contract negotiations and player evaluations.

The 38-year-old Forst graduated Cum Laude from Harvard University in 1998 with a bachelor of arts degree in sociology. He played baseball for the Crimson for four seasons and earned third team All-America honors as a senior in 1998. He also played for the Springfield (Ill.) Capitals of the Frontier League in 1998 and 1999.

A native of Encino, Calif., Forst resides in Berkeley, Calif. with his wife, Rebe, son, Judah, and daughter, Sasha.



DAN KANTROVITZ

Assistant General Manager

Dan Kantrovitz enters his first season as assistant general manager and his fourth in the A's organization. He is involved in all aspects of the A's baseball operations department with a primary focus on overseeing statistical analysis for evaluating and targeting players in the amateur draft, free agent and trade markets.

Kantrovitz previously worked with the A's from 2009-11 with responsibilities in international operations and baseball operations analysis. He joined the St. Louis Cardinals in 2012 as director of scouting, and spent three seasons in that role before returning to the A's. Kantrovitz began his front office career with the Cardinals in 2004 and held various duties in baseball operations before joining the A's in 2009.

Prior to working in baseball, Kantrovitz was twice an all-Ivy League shortstop at Brown University, where he received a bachelor's degree in organizational behavior and management in 2001. He was drafted by the Cardinals in the 25th round of the 2001 MLB draft. After a shoulder injury shortened his professional career, he worked as an investment banking analyst and for a company providing statistical analysis to major league teams. Kantrovitz received a master's degree in statistics from Harvard University in 2009.

Kantrovitz, 36, and his wife, Brenna, reside in Oakland with their daughters, Lily (4) and Vida (2).



BILLY OWENS

Director of Player Personnel

Billy Owens begins his 17th season with the Athletics and his 12th as director of player personnel, where his responsibilities include providing input and recommendations for potential trades and free agent signings, along with evaluation in the area of amateur scouting.

Prior to moving into a front office position, Owens spent five seasons as a hitting coach in the A's minor league system, with stops at Southern Oregon (1999), Vancouver (2000-01) and Arizona (2002-03). In addition to his coaching duties, Owens also assumed scouting responsibilities as an area scout and was promoted to East Coast Scouting Coordinator in 2003.

A third round pick (72nd overall) by the Baltimore Orioles in the 1992 June Draft, Owens played seven seasons of minor league ball with the Baltimore (1992-96) and Houston organizations (1997-98) before joining the A's as an area scout.

A native of San Jose, Calif., Owens attended the University of Arizona, where he played both baseball and football. He was a football, basketball and baseball standout at Bellarmine College Preparatory and is a member of the school's hall of fame. Billy O makes his off-season home in Scottsdale, Ariz.



DAN FEINSTEIN

Director of Professional Scouting/Baseball Development

Dan Feinstein enters his fourth season as the Oakland Athletics' director of professional scouting/baseball development. In addition to guiding the team's professional scouting efforts, Feinstein assists General Manager Billy Beane and Assistant GM David Forst in all aspects of baseball operations, including contract negotiations, arbitration, trade analysis, and the interpretation of ML rules.



This marks Feinstein's second stint with the A's, having previously served in a variety of capacities from 1994-2004, including the role of assistant, amateur scouting and video coordinator. He was named to his current position in October, 2011 after serving the previous six years as director, baseball operations for the Tampa Bay Rays. Prior to joining the Rays, Feinstein spent the 2005 season as coordinator, baseball operations for the Los Angeles Dodgers.

A native of Lafayette, CA, he attended UC Davis and earned a degree in Medieval European History. Feinstein resides in Lafayette with his wife, Meghan and son, Will.

KEITH LIEPPMAN

Director of Player Development

Keith Lieppman begins his 45th year with the A's and 24th season as the organization's director of player development, with responsibilities in the assignment, development and evaluation of players throughout the A's farm system, which consistently ranks among the best in the game. He also coordinates field instruction for the entire minor league system.



Lieppman's gilded reputation as one of baseball's finest personnel executives was further amplified in 2010 when he received the Sheldon "Chief" Bender Award from Minor League Baseball for "distinguished service and being instrumental in player development" during his career.

Lieppman has managed on all levels of the A's minor league system, beginning in Modesto in 1980 and most recently with the Triple-A Tacoma Tigers from 1985-87. He also managed the Lacey Tigres of the Dominican Winter League in 1986. He began his baseball career in 1971 as a minor league player for the A's.

Keith is a graduate of the University of Kansas with a degree in journalism. He resides in Prescott, Ariz. with his wife, Corinne, and twins, Burke and Lauren.

ERIC KUBOTA

Director of Scouting

Eric Kubota is in his 31st season with the Athletics organization and his 14th as director of scouting.

Kubota has overseen the club's last 13 drafts that have produced dozens of players who have risen to the major leagues with various clubs, including current A's Sean Doolittle (2007), A.J. Griffin (2010) and Sonny Gray (2011). Kubota's talents as an evaluator helped assemble the majority of the A's minor league system that has combined for a 4933-4751 (.509) record over the last 13 seasons.



In January 2014, Kubota was honored as "Scout of the Year" by the Santa Clara County Hot Stove Committee.

Prior to assuming his current position, Kubota served as the club's supervisor of international scouting for three seasons, overseeing the scouting staff and player evaluations in the Dominican Republic and Venezuela.

Kubota, 50, began his baseball career in June of 1984 while he was an undergraduate at the University of California, Berkeley, spending the better part of six seasons working in the A's media relations department. In November of 1989, he joined the baseball operations staff as an assistant director of scouting, handling daily administrative duties of the scouting department, including preparation work for the Rule 4, Rule 5 and June drafts, compiling the team's prospect book and preparing statistical information.

He was elevated to Pacific Rim coordinator in November of 1996, where he acted as a liaison between the A's and Asian baseball teams in addition to his scouting duties in Northern California and Hawaii.

Eric graduated from Cal in 1986 with a bachelor of arts degree in political science. He resides in Rocklin, Calif. with his wife, Karen, and their two children.

TED POLAKOWSKI

Director of Minor League Operations

Ted Polakowski enters his 17th season as director of minor league operations and 33rd in the organization. He oversees all aspects of the club's training facility in Mesa as well as handling budgeting and purchasing responsibilities for the organization's entire minor league system. He also assists in the management of the A's baseball operation in the Dominican Republic.

Polakowski joined the A's organization in 1984 as an athletic trainer for the Idaho Falls affiliate. He also headed up training staffs in Pocatello (1985), Medford (1986-87) and with the A's team in the Arizona Rookie League (1988) before moving into administrative duties on a full time basis in 1989. He was promoted to his current position prior to the 1999 season.

A native of Somerville, N.J., Polakowski graduated from Arizona State University in 1984 with a degree in health education and sports medicine. He currently resides in Mesa, Ariz. with his three children, Matthew, Krysta and Michael, and his wife, Lori, and her children, Katie and Cody. Polakowski also has a grown fourth child, Kimberly.



CHRIS PITTARO

Special Assistant to the General Manager

Chris Pittaro enters his 25th season in the Oakland organization, his fourth as a special assistant to the general manager. Prior to being named to his current position, Pittaro served as director of professional scouting for five years. He spent the previous six seasons as national field coordinator after serving as an area scout and national cross checker with the Athletics since 1991.

In 2012, Pittaro was inducted into the Professional Baseball Scouts Hall of Fame.

Selected by the Detroit Tigers in the 1982 June First Year Player Draft, Pittaro made his major league debut with the Tigers in 1985, batting .242 in 28 games. He was traded to the Minnesota Twins in 1986 and spent parts of the '86 and '87 seasons on the Twins big league roster. He retired during the 1988 season.

Pittaro attended the University of North Carolina from 1980-82 before signing with the Tigers following his junior season. After he retired as a player in 1988, he enrolled in Rider College in New Jersey where he obtained a bachelor of science degree in finance in 1991, graduating Summa Cum Laude.

The 53-year-old Pittaro is a native of Hamilton, N.J., where he still lives with his wife, Lisa. He has three children.



GRADY FUSON

Special Assistant to the General Manager

Grady Fuson, former Oakland Athletics' scouting director and one of the game's most respected scouts and baseball executives, returned to the A's in 2010 as a special assistant to the general manager.

Fuson, who began his career as an area scout with Oakland in 1982, has now spent 24 seasons with the A's organization, including seven years as scouting director from 1995-2001. Prior to his current position with the Athletics, he served as vice president of scouting and player development with San Diego from 2006-09 after joining the Padres in 2005 as a special assistant to the general manager.

His first stint with the A's ended in 2002, when he joined the Texas Rangers as assistant general manager, spending three seasons in charge of the Rangers' scouting and player personnel.

After a two-year stint playing in the minor leagues, Fuson became head baseball coach at the University of Puget Sound in Washington. He was hired by the A's in 1982. During his tenure in Oakland, he played a prominent role in drafting such players as Eric Chavez, Tim Hudson, Mark Mulder and Barry Zito, which provided the impetus for the franchise to feature five playoff teams over a seven-year period from 2000-06.



PAMELA PITTS

Director of Baseball Administration

Pamela Pitts enters her 34th season in the organization and 23rd as director of baseball administration. Her responsibilities include managing the day-to-day business side of the baseball operations department, including governing all major and minor league staff contract administration, player records, waivers, payroll issues and transactions. She started her baseball career with the A's in November of 1981 as the minor league and public relations secretary. Pamela resides in Danville, Calif. with her husband, Dan Dunn.



ADMINISTRATION

JIM LEAHEY

Vice President, Sales and Marketing

Jim Leahey enters his ninth season with the Oakland Athletics as vice president, sales and marketing. He leads the team's sales and marketing efforts, including corporate partnerships, tickets, advertising, and promotions. Under his direction, the Athletics have won multiple awards for their advertising campaigns. The most recent campaign, "Green Collar Baseball," won a 2013 National Sports Forum's ADchievement Overall Award of Excellence and first place in the television category. Leahey is spearheading the organization's efforts to deliver exceptional value through an outstanding fan experience. The club has enjoyed five consecutive seasons of increased attendance, exceeding two million in attendance in 2014.

Prior to joining the A's, Leahey spent 14 years with Sony Corporation, working in product development, marketing and general management roles. Spending time in Sony's US and global operations, he worked in Latin America as general manager and country manager of Sony Peru, and in the United States as general manager and vice president of the Peripherals and Enhancements (accessories) Group. Leahey joined the A's in December of 2006.

A native of Rhode Island, Leahey earned his bachelor's degree in economics from Brown University in 1988 and his master's in business administration from the Harvard Business School. Jim resides in Danville, Calif. with his wife, Kira, and their three children.



KEN PRIES

Vice President, Broadcasting and Communications

Celebrating his 25th season with the Athletics organization, Ken Pries was promoted to his current position of vice president, broadcasting and communications in March of 2000 after serving as the team's senior director for broadcasting and communications for the previous three years.

Pries oversees all of the A's television and radio matters, in addition to the club's community relations, public relations and Diamond Vision departments.

Pries is responsible for negotiating all of the team's broadcast agreements, which include the A's radio flagship station 95.7 FM The Game, the A's Radio Network and television partnership with Comcast SportsNet California. The A's will televise over 145 games this year, all in High Definition.

Last season, the A's Community Fund distributed more than \$600,000 to various projects and made donations to over 1,500 various charities throughout Northern California. In 2011, the team, in conjunction with Sony Pictures, raised more than \$370,000 in charitable donations at the premiere of *Moneyball*, with proceeds going to support Children's Hospital and Research Center Oakland and Stand Up To Cancer. The annual A's Community Fund Golf Tournament, held at the Round Hill Country Club in Alamo, raised more than \$100,000 and the 15th Annual Breast Cancer Awareness Day raised \$70,000 for the American Cancer Society and the Cancer Prevention Institute of California. The A's 14th Annual Root Beer Float Day raised almost \$30,000 for the Juvenile Diabetes Research Foundation.



Prior to joining the A's organization in 1991, Pries worked seven years with KSFO radio, where he was an executive producer for A's broadcasts, as well as Stanford football and men's basketball broadcasts. Before his KSFO stint, Pries served as a sports coordinator at KNBR radio from 1979-84, where he worked on the station's broadcasts of San Francisco Giants baseball games, along with University of San Francisco and Golden State Warrior basketball games.

A native of Alameda, Calif., Pries graduated from San Francisco State University, where he majored in broadcast communicational arts. He resides in San Ramon, Calif. with his wife and their two children.

DAVID RINETTI

Vice President, Stadium Operations

David Rinetti enters his 35th season with the A's organization and his 15th as vice president, stadium operations.

In his current position, Rinetti coordinates event management, oversees all game day employees, including ushers, security officers, ticket takers, parking attendants and grounds crew, and assists in all construction related issues at O.co Coliseum. He is also the team's liaison with local law enforcement agencies and Major League Baseball's Security Department. In addition, Rinetti sits on the team's venue and design development committee that is responsible for developing a non-site specific prototype for a new baseball-only facility for the club.

The 50-year-old Rinetti began his career with the A's in 1981, serving as stadium operations assistant, where he organized in-stadium promotions and giveaways. From 1987-93, he managed game day operations and maintenance of the A's luxury suites. In 1994, he was promoted to director of stadium operations and was elevated to vice president in March of 2000.

Rinetti also worked with Major League Baseball's Security Department at the 1995, 1998, 2007 and 2010 World Series, in addition to the 1998, 2002, 2007 and 2011 All-Star Games. He is also a member of the Major League Baseball Stadium Operations Advisory Committee.

A 1986 graduate of California State University, Hayward with a degree in business administration, Rinetti served as the A's chief liaison during the filming of the movie *Moneyball* at the Coliseum in 2010.



KEITH WOLFF

Vice President, Venue Development

Keith Wolff enters his 10th year as vice president, venue development for the A's, while also serving as president of Wolff Urban Development, a real estate development, acquisition and management company based in West Los Angeles and the Bay Area. In his role with the A's, he is responsible for the daily efforts in the team's quest to secure a baseball-only facility in the Bay Area.

Wolff has more than 20 years of experience within the real estate industry with an emphasis on hotel, office, industrial and retail project assets. He has an extensive background in all facets of commercial real estate, including property acquisition, entitlement, development, leasing, repositioning and disposition.

Wolff graduated magna cum laude from the University of the Pacific with a bachelor's of science degree in business administration. He received his master's degree in business administration from Harvard University in 1993.



PAUL WONG

Vice President, Finance

Paul Wong enters his 20th season with the Athletics organization and 15th as vice president, finance. He is responsible for all of the club's financial technology and telecommunications affairs, including overseeing the accounting and IT departments, management of the company's annual budget and cash flow, the preparation of financial forecasts, reports and tax returns for the company and Major League Baseball, as well as analyzing and implementing the company's technology and telecommunication requirements.



Administration, continued

Wong joined the Athletics in January of 1996 as a controller after serving four years with KPMG Peat Marwick in Oakland as a supervising tax specialist and senior auditor and two years as an accounting analyst for Pacific Gas and Electric Company in San Francisco.

A native of the Bay Area, Wong earned his bachelor of science degree in business administration from California State University, Hayward in 1990. He currently resides in Dublin, Calif. with his wife, Trish, son, Zachary and daughter, Kaylee.

SPORTS MEDICINE STAFF

NICK PAPARESTA

Head Athletic Trainer

Nick Paparesta enters his fifth season as the Oakland A's head athletic trainer. He previously served as the Tampa Bay Rays' assistant trainer for three seasons.

Paparesta, a native of Fort Myers, Fla., spent five years in the Rays' organization. He joined Tampa Bay in 2006 as Minor League head trainer and rehabilitation coordinator, overseeing all Minor League trainers and rehabilitation with Minor League players in that role for two seasons. He was promoted to the Major League level in 2008 and was a member of Tampa Bay's American League championship team that year.

Prior to his stint with the Rays, Paparesta worked in the Cleveland Indians organization for 11 seasons, including four years with Triple-A Buffalo. He is a graduate of Baldwin-Wallace College in Berea, Ohio, and holds certifications by the National Athletic Trainers' Association (NATA) and National Strength and Conditioning Association (NSCA).

Paparesta resides in Dublin, Calif. with his wife, Kristel, and two children, Noah and Alaina.



WALT HORN

Assistant Athletic Trainer

Walt Horn returns for his eighth season as assistant athletic trainer for the A's. Horn began his professional baseball career with the A's in 1978 after graduating from Boise State University in December of 1977. He served as the club's Double-A athletic trainer for six seasons, all in the Eastern League before being promoted to the Triple-A club for the 1984 season. He remained with the A's Triple-A affiliates in Tacoma, Edmonton, Vancouver and Sacramento over the next 24 seasons in the Pacific Coast League. Walt earned Pacific Coast League Athletic Trainer of the Year four times during that period (1992, '96, '02 and '04). He was also the athletic trainer for two All-Star games (1993 and 2005). An Idaho native, Horn now resides with his wife, Stacy, in Mesa, Ariz. during the off season. They have two children, Kassandra and Cameron.



COLISEUM FIRSTS

Game: April 17, 1968

Final Score: Baltimore 4, Oakland 1

Winning Pitcher: Dave McNally

Losing Pitcher: Lew Krausse

Attendance: 47,233

First Victory: April 18, 1968

Final Score: Oakland 4, Baltimore 3

Winning Pitcher: Paul Lindblad

Losing Pitcher: Gene Brabender

Batter: Curt Blefary, Baltimore
(walked by Lew Krausse)

A's Batter: Bert Campaneris (popped out to second baseman Davey Johnson)

Hit: Boog Powell (Home run off Lew Krausse, 2nd inning, Apr. 17)

A's Hit: Rick Monday (Home run off Dave McNally, 6th inning, Apr. 17)

Run: Boog Powell (Home run off Lew Krausse, 2nd inning, Apr. 17)

A's Run: Rick Monday (Home run off Dave McNally, 6th inning, Apr. 17)

Error: Bert Campaneris, SS (ball hit by Frank Robinson, 4th inning, Apr. 17)

Pinch Hit: Tony La Russa (single off Dave McNally, 9th inning, Apr. 17)

Relief Pitcher: Diego Segui (relieved Lew Krausse in 6th inning, Apr. 17)

BRIAN SCHULMAN

Assistant Athletic Trainer

Brian Schulman enters his fifth season as an assistant athletic trainer with the A's after previously serving seven years at the University of California, Berkeley. At Cal, Schulman held the post of assistant athletic trainer from 2004-08 before being promoted to rehabilitation coordinator in 2009. During his stint as assistant athletic trainer, he oversaw the sports of baseball, men's water polo and women's soccer. Schulman also served previous internships with the San Francisco 49ers in 2003-04 and the Los Angeles Dodgers in 2000, as well as being a graduate assistant trainer at Fresno State in 2001-03. He is a certified strength and conditioning coach (CSCS) from the NSCA, and holds a bachelor's degree in political science from UC Santa Barbara (2001) and a Masters in kinesiology from Fresno State (2003). He resides in San Ramon, Calif. with his wife, Megan, and their two sons, Luke and Gavin.



MIKE HENRIQUES

Strength and Conditioning Coach


Mike Henriques begins his fourth full season as the Athletics' strength and conditioning coach. Henriques, originally hired as the A's minor league strength and conditioning coordinator in November of 2010, was named Oakland's interim strength and conditioning coach May 3, 2011. In October of that year, the team promoted him to permanent status. Henriques previously spent five seasons in the San Diego Padres' minor league system (2006-10), including two years as their assistant coordinator. The Central Connecticut State graduate also served four off-seasons with the NBA's Portland Trail Blazers as assistant strength and conditioning coach from 2007-10, as well as a summer internship at Arizona State in 2005.



OZZIE LYLES

Major League Massage Therapist

Ozzie Lyles enters his seventh season as the Oakland A's team massage therapist. He previously worked several years with many professional athletes, while also studying and practicing sport and medical massage since 1992. He was employed at Oakbay Chiropractic in Oakland from 2004-09 under the Oakland Raiders' team orthopedic surgeon, Dr. Warren Strudwick, and also has worked for Dr. Steve Isono, the Olympic and track and field orthopedic physician, in Emeryville. The Oakland, Calif. native also worked at Club One in Oakland.



MEDICAL CONSULTANTS



Allan Pont, M.D.
Team Physician



Elliott Schwartz, M.D.
Internal Medicine



Jon Dickinson, M.D.
Team Orthopedist



Will Workman, M.D.
Team Orthopedist

CLUBHOUSE AND STAFF

MICKEY MORABITO

Director of Team Travel

Mickey Morabito enters his 36th season as the Athletics' director of team travel. He is responsible for arranging the transportation and accommodations of the team during spring training and the regular season. He has the second longest tenure among active major league traveling secretaries. Morabito's career in professional baseball spans four decades, dating back to 1970 when he served as a batboy for the New York Yankees. He worked in the Yankees public relations department for seven seasons, working as an assistant from 1974-76 before taking over the director's duties in 1977. While with the Yankees, he managed the club's media relations efforts during the club's back-to-back World Championship seasons of 1977 and '78. Morabito joined the Athletics organization in the spring of 1980, handling dual roles as the club's director of public relations and traveling secretary. During his long career, he has been a part of six World Series teams, three with the A's and three with the Yankees. A native of Brooklyn, NY, Morabito attended Lafayette High School in Brooklyn and later earned his bachelor of arts degree in physical education from Hunter College in New York City. A fan of Frank Sinatra, Dean Martin, fine dining and hockey, Mickey makes his home in Alameda and Manhattan Beach with his wife Barbara.



STEVE VUCINICH

Equipment Manager

A fixture in the A's organization ever since the club moved to Oakland in 1968, Steve Vucinich enters his 22nd season as the club's equipment manager after serving as the visiting clubhouse manager from 1974-93. An Oakland native, Vucinich joined the A's organization as a ball boy in 1968 when the franchise relocated from Kansas City. From 1969-73, he served as an assistant in the home clubhouse before being named visiting clubhouse manager in 1974. Vucinich is a past president of the Major League Baseball Equipment Manager's Association and currently serves on the MLBMA's board of directors and is a past member of the advisory committee for Major League Baseball Properties. Vucinich graduated from St. Joseph's High School in Alameda and Chabot College in Hayward. Commonly referred to as the A's historian, he makes his off-season home in Scottsdale with his wife, Valerie, and daughter, Kayla, who attends Gonzaga University.



MIKE THALBLUM

Visiting Clubhouse Manager

The 2015 season marks Mike Thalblum's 35th season in the A's organization and his 22nd as the visiting clubhouse manager. He began his baseball career when he was 13 years old, serving as a clubhouse assistant in the team's spring training clubhouse in Phoenix. In 1985, Thalblum relocated to Oakland to work in the visiting clubhouse with Steve Vucinich and then in 1992, moved across the hall to the home side where he worked with the late Frank Cienczyk for two seasons. In 1994, he assumed his current position as the visiting clubhouse manager. A native of Scottsdale, Ariz., Mikey and his wife,



POSTSEASON BESTS

World Championships	Division Titles	Postseason Appearances	Postseason Wins
Yankees 27	Yankees 18	Yankees 51	Yankees 223
Cardinals 11	Braves 17	Dodgers 28	Cardinals 129
Athletics 9	Athletics 16	Cardinals 27	Giants 96
Red Sox 8	Cardinals 13	Athletics 26	Red Sox 90
Giants 8	Dodgers 13	Giants 25	Athletics 82
			Dodgers 82

Janine, make their home in Dublin, Calif. with their son, Stewart Robert, who is named after former A's pitchers Dave Stewart and Bob Welch; and Jonathon David.

BRIAN DAVIS

Assistant Equipment Manager

Brian Davis, who first joined the Oakland A's as a batboy in 1991, is entering his 21st season as the club's assistant equipment manager. He is responsible for assisting Steve Vucinich in the day-to-day operation of the clubhouse, ranging from all equipment needs and meal planning, to occasionally travelling with the team on road trips. A native of Newark, Calif., Davis is a graduate of Placer High School in Auburn, Calif. and later attended both Chico State and Cal State Hayward. He is married and lives with his wife, Pam, and their two children—son, Owen, and daughter, Sophia—in Goodyear, Ariz.



CLAY WOOD

Head Groundskeeper

The 2015 season marks Clay Wood's 21st season as the head groundskeeper of the O.co Coliseum and his 26th in the Athletics organization. Under his direction, the Coliseum's playing surface is considered by players to be among the best in the major leagues. Clay joined the A's organization in May of 1989 as part of the club's spring training field maintenance team. A native of Fort Worth, Tex., Wood earned his bachelor of science degree in marketing from Arizona State University. Woody and his wife, Lisa, make their home in Danville, Calif. with their son, Tyler, and daughter, Katie.



ADAM RHODEN

Video Coordinator

Adam Rhoden begins his 22nd season with the Oakland A's organization and 12th as the team's video coordinator. As a senior in high school, Rhoden first joined the team as an attendant in the home clubhouse. He served in that capacity from 1994-97 before moving to the visiting clubhouse as the main assistant and umpire attendant until 2003. During that time, he also assisted inside the A's player video room, eventually being promoted to his current position in 2004. As the A's video coordinator, Rhoden provides daily advance and video reports to Oakland's players and coaching staff, and also travels full-time with the team. In addition to working for the Oakland A's, Adam served as the Golden State Warriors' assistant equipment manager from 1998-2002. A Bay Area native who grew up in Suisun, Rhoden attended UC Davis where he received a bachelor's degree in economics. He currently resides in San Ramon, Calif.



ADDITIONAL CLUBHOUSE STAFF



Cliff Clavin
Clubhouse Assistant



Ruben Virgen
Clubhouse Assistant



Matt Weiss
Umpire/Clubhouse
Assistant



Casey Chavez
Bulpen Catcher

STANLEY®
FATMAX®

THE NEXT
LEVEL OF
EFFICIENCY



STANLEY® FATMAX®
PREMIUM BOX
BEAM LEVELS

Get accuracy and convenience with the new FATMAX® Premium Box Beam Levels. Featuring a removable end cap, fold out rafter hook*, and MaxEdge™ Bridged Center Vial for maximum accuracy. Finding a new level of productivity has never been easier.




Proud Sponsor of
the Oakland Athletics



Sonny Gray led the A's in strikeouts (183), games started (33) and innings pitched (219.0) in 2014

2015 ATHLETICS

**MANAGER**

Robert Paul Melvin

Named as A's interim manager, June 9, 2011

Birthdate: October 28, 1961

Birthplace/Resides: Palo Alto, California / Berkeley, California

Contract Status: Fourth year of a five-year contract through 2016

Bob Melvin led the A's to their third consecutive postseason appearance in 2014 and has compiled a 325-260 (.556) record in three-plus seasons as manager of the Oakland A's after being named interim manager, June 9, 2011. Oakland has the third best record in the American League and sixth best in the majors since he assumed the reigns of the A's. Melvin now has a mark of 818-768 (.516) in 11 seasons as a Major League manager, including stints with the Seattle Mariners (2003-04) and Arizona Diamondbacks (2005-09).

Melvin guided the A's to an 88-74 record and a Wild Card appearance in 2014 after back-to-back AL West titles in 2012 and 2013. He was the first manager to lead the A's to consecutive division titles since Tony La Russa won three straight from 1988-90. The A's finished 96-66 in 2013 after logging a 94-68 record in his first full season in 2012.

Melvin was named AL Manager of the Year by the *Baseball Writers Association of America* in 2012 after the A's became the fifth team in Major League history to win a Pennant or Division after trailing by 13 or more games and the first to come back when trailing by five or more games with fewer than 10 games remaining. That club employed 19 rookies, including 12 pitchers. Melvin became only the second manager in Oakland history (Tony La Russa, 1988 and 1992) to win the award. He also became only the 14th manager in MLB history to win the award at least twice in a career, and just the sixth manager to win the award in both leagues.

Melvin guided the A's to a 47-52 (.475) record in 2011 after Oakland started the season 27-36 (.429). The Bay Area native signed a three-year contract through the 2014 season, Sept. 21, 2011 and a two-year extension through 2016, Jan. 14, 2013. He is the 29th manager in franchise history and the 17th in Oakland history.

In his previous managerial stint, he guided Arizona to a 337-340 (.498) record in four-plus seasons. He was named manager of the D-backs Nov. 5, 2004 and led the club to a 77-85 mark in his first season, a 26-game turnaround from a franchise-worst 51-111 mark in 2004. After a 76-86 finish in 2006, Melvin was named National League Manager of the Year by the BBWAA in 2007 after guiding Arizona to a league-best 90-72 record. He also earned NL Manager of the Year honors from *The Sporting News* and the Negro League Baseball Museum's C.I. Taylor Legacy Award. The Diamondbacks followed up their NL West title with a second-place finish in 2008, finishing 82-80. Melvin became the winningest manager in Arizona history that season when he earned his 304th win Aug. 14, surpassing Bob Brenly. Melvin was relieved of his duties as D-backs manager May 8, 2009 after a 12-17 start.

Prior to being named A's manager, Melvin had rejoined the Diamondbacks as a special baseball advisor to President & CEO Derrick Hall in May of 2011, assisting the baseball operations department and other business divisions of the organization. He was a professional scout for the New York Mets in 2010.

Melvin began his managerial career in 2003, guiding the Mariners to a 93-69 record in shattering the team record for wins by a first-year Mariners manager set by Lou Piniella in 1993 (82-80). His 93 wins also tied for the 15th-most by any rookie manager in Major League history at the time. The Mariners then fell to 63-99 in 2004 and he left Seattle with a 156-168 (.481) record in two seasons.

**MLB BEST RECORDS
SINCE JUNE 9, 2011***

	W	L	PCT
Washington	333	252	.569
Detroit	333	254	.567
St. Louis	328	257	.561
New York (AL)	328	261	.557
Los Angeles (NL)	325	259	.557
Oakland	325	260	.556

*date that Bob Melvin took over as A's manager

Melvin began his coaching career as Manager Phil Garner's bench coach from 1999-2000, first with the Brewers in 1999 and then in 2000 with the Tigers. While with the Brewers, he also managed the Maryvale team in the Arizona Fall League in 1999. He was inducted into the AFL Hall of Fame in 2013. Melvin then served as Bob Brenly's bench coach with the D-backs from 2001-02 when the club won back-to-back NL West titles and the World Series in 2001. Prior to those bench coach roles, he spent three seasons with Milwaukee in various capacities, serving as a scout in 1996, roving instructor in 1997 and as assistant to General Manager Sal Bando in 1998.

A 10-year Major League veteran, Melvin's playing career included stops in Detroit (1985), San Francisco (1986-88), Baltimore (1989-91), Kansas City (1992), Boston (1993), the New York Yankees (1994) and the Chicago White Sox (1994). He posted a .233 batting average with 35 home runs and 212 RBI while playing in 692 games. The former catcher was drafted by Detroit as its first choice in the secondary phase of the 1981 January draft and hit .220 in 41 games in his rookie season of 1985. Melvin spent the next three seasons sharing the catching duties with Bob Brenly for the Giants, hitting a career-high 11 home runs in 1987. After three seasons in Baltimore, he batted a career-high .314 in 32 games with Kansas City in 1992.

Melvin graduated from Menlo-Atherton High School in Menlo Park, Calif. in 1979 and later attended and played baseball at the University of California in Berkeley. He and his wife, Kelley, reside in Berkeley, Calif. Their daughter, Alexi, is a graduate of the prestigious Lee Strasberg Theater & Film Institute in New York.

MAJOR LEAGUE RECORD

	AVG.	G	AB	R	H	2B	3B	HR	RBI	SH	SF	HP	BB	SO	SB	CS	SLG	OBP	E
TOTALS	.233	692	1955	174	456	85	6	35	212	21	20	1	98	396	4	13	.337	.268	24

ATHLETICS MANAGERS

Manager	Years	W	L	Pct.	Notes
Connie Mack	1901-50	3627	3891	.482	9 AL Pennants, 5 World Championships
Jimmie Dykes	1951-53	208	254	.450	
Eddie Joost	1954	51	103	.331	
Lou Boudreau	1955-57	151	260	.367	
Harry Craft	1957-59	162	196	.453	
Bob Elliot	1960	58	96	.377	
Joe Gordon	1961	26	33	.441	
Hank Bauer	1961-62, 69	187	226	.453	
Ed Lopat	1963-64	90	124	.421	
Mel McGaha	1964-65	45	91	.331	
Haywood Sullivan	1965	54	82	.397	
Alvin Dark	1966-67, 74-75	314	291	.519	2 AL West Titles, 1 AL Pennant, 1 World Championship
Luke Appling	1967	10	30	.250	
Bob Kennedy	1968	82	80	.506	
John McNamara	1969-70	97	78	.554	
Dick Williams	1971-73	288	190	.603	3 AL West Titles, 2 AL Pennants, 2 World Championships
Chuck Tanner	1976	87	74	.540	
Jack McKeon	1977,78	71	105	.403	Started 1977 season, finished 1978
Bobby Winkles	1977-78	61	86	.415	Finished 1977 season, started 1978
Jim Marshall	1979	54	108	.333	
Billy Martin	1980-82	215	218	.497	1 AL West Title
Steve Boros	1983-84	94	112	.456	
Jackie Moore	1984-86	163	190	.462	
Jeff Newman	1986	2	8	.200	Interim Manager
Tony La Russa	1986-1995	798	673	.542	4 AL West Titles, 3 AL Pennants, 1 World Championship
Art Howe	1996-2002	600	533	.530	2 AL West Titles, 1 AL Wild Card
Ken Macha	2003-06	368	280	.568	2 AL West Titles
Bob Geren	2007-11	334	376	.470	
Bob Melvin	2011-	325	260	.556	2 AL West Titles, 1 AL Wild Card

MANAGERIAL RECORD

Year	Club	League	Class	W-L	Pos.
2003	SEATTLE	American	Majors	93-69	2nd / West
2004	SEATTLE	American	Majors	63-99	4th / West
2005	ARIZONA	National	Majors	77-85	2nd / West
2006	ARIZONA	National	Majors	76-86	4th / West
2007	ARIZONA	National	Majors	90-72	1st / West
2008	ARIZONA	National	Majors	82-80	2nd / West
2009	ARIZONA	National	Majors	12-17	4th / West
2011	OAKLAND	American	Majors	47-52	3rd / West
2012	OAKLAND	American	Majors	94-68	1st / West
2013	OAKLAND	American	Majors	96-66	1st / West
2014	OAKLAND	American	Majors	88-74	2nd / West
Major League Totals				818-768	

MIKE ALDRETE

14

**BENCH COACH**

Michael Peter Aldrete

Named A's bench coach, October 27, 2014

Birthdate: January 29, 1961**Birthplace/Resides:** Carmel, California / Salinas, California

Mike Aldrete is in his first season as the A's bench coach, rejoining Manager Bob Melvin for a third time in his coaching career. Aldrete, who has served as bench coach for the St. Louis Cardinals the past three seasons, previously worked under Melvin as first base coach for the Seattle Mariners in 2004 and as hitting coach for the Arizona Diamondbacks from 2005-06. The 2015 season will mark his 11th on a Major League coaching staff.

Aldrete is returning to his home region. Born in Carmel, Calif. and a graduate of Monterey High School and Stanford University, the former first baseman/outfielder played for seven different teams during his 10-year Major League career, including both the San Francisco Giants (1986-88) and the Oakland A's (1993-95). A .263 lifetime hitter in 930 games, Aldrete also played for Montreal (1989-90), San Diego (1991), Cleveland (1991), the California Angels (1995-96) and the New York Yankees (1996).

He began his coaching career in 2001 as hitting coach for Yakima in the Diamondbacks' minor league system. He was promoted to manager of Yakima the following season and then managed Arizona's High Class A club in Lancaster in 2003. His first coaching opportunity in the majors came in 2004 when he was named first base coach on Melvin's staff in Seattle. He moved to Arizona the following year when Melvin was named manager of the Diamondbacks, serving as hitting coach there for two seasons.

Tony La Russa, whom Aldrete had played for in Oakland, hired him as assistant hitting coach with St. Louis in 2008. After four seasons in that position, including the 2011 Cardinals team that was crowned World Series champions, he was promoted to bench coach in 2012 when Mike Matheny replaced the retiring La Russa as manager. During his three-year stint as bench coach, the Cardinals advanced to the World Series in 2013 and to the National League Championship Series in both 2012 and 2014.

Aldrete's finest season as a player was with the Giants in 1987, when he batted a career-high .325 on a team that lost to St. Louis in the National League Championship Series. He split his final season between California and New York in 1996, ending his career as a member of the World Series Champion Yankees.

A third team All-American his senior season at Stanford, Aldrete was chosen by San Francisco in the seventh round of the June Draft in 1983. He enjoyed a pair of trips to the College World Series with

the Cardinal and was a member of the U.S. Collegiate All-Star Team that toured Japan in 1982. Aldrete graduated from Monterey (Ca.) High School, lettering in baseball, basketball and football.

Aldrete makes his off-season home in Salinas, Calif., with his wife, Gina, and their three children; Michael, Blake and Nicolette. Michael (RHP) was selected by the Cardinals in the 2012 First Year Player Draft out of San Jose State (39th round).

MAJOR LEAGUE RECORD

	AVG.	G	AB	R	H	2B	3B	HR	RBI	SH	SF	HP	BB	SO	SB	CS	SLG	OBP	E
TOTALS	.263	930	2147	277	565	104	9	41	271	14	18	5	314	381	19	18	.377	.356	19

DARREN BUSH

51

HITTING COACH

Darren James Bush

Named A's bullpen coach, October 26, 2012

Named A's hitting coach, October 30, 2014

Birthdate: January 18, 1974

Birthplace/Resides: Columbus, Ohio / Dunedin, Florida



Darren Bush is in his first season as the A's hitting coaching after serving as the bullpen coach the past two seasons. This is Bush's 11th season in the A's organization, which includes two seasons as a minor league hitting coach, six seasons as a manager and three seasons on the Major League coaching staff.

Bush compiled a 462-386 (.545) record in six seasons as a manager with Single-A Stockton (2007-08), Double-A Midland (2009-10) and Triple-A Sacramento (2011-12). He guided the River Cats to back-to-back division titles with a mark of 88-56 in 2011 and 86-58 in 2012. Bush also led the RockHounds to playoff appearances in 2009 and 2010, including a Texas League Championship in 2009. He also skipped Single-A Stockton to the California League Championship in his second year as a manager in 2008. Bush joined the Athletics in 2005 as hitting coach at Stockton and spent two seasons in that capacity before taking over as manager for the Ports in 2007.

Prior to joining the A's organization, Bush coached in independent leagues. He was the hitting coach and Director of Player Personnel with Yuba-Sutter of the Western League in 2002 and then spent two seasons as a manager in the Northeast League with Berkshire (41-51 in 2003) and Quebec (58-34 in 2004).

A former outfielder, Bush began his playing career with three seasons in the independent Frontier League. He played for Zanesville in 1996 and Springfield in 1997-98, hitting .302 with 26 home runs and 133 RBI in 224 games. Bush signed with the San Diego Padres organization Dec. 24, 1998 and hit .259 with 16 home runs and 114 RBI in 231 games in two seasons at Single-A Rancho Cucamonga (1999-2000) and one year at Single-A Clearwater (2001) in the Phillies farm system. He also played one game for Triple-A Las Vegas in 2000 and went 2-for-4. He concluded his playing career by hitting .417 in seven games for Yuba-Sutter of the Western League in 2002. Bush had a .284 average in 456 games overall.

Bush attended Dunedin High School and Valdosta State University. He resides in Dunedin, Fla. during the offseason. Bush is married, Rebecca, and has two children, Wyatt and Maggie.

MINOR LEAGUE RECORD

	AVG.	G	AB	R	H	2B	3B	HR	RBI	SH	SF	HP	BB	SO	SB	CS	SLG	OBP	E
TOTALS	.283	456	1536	252	434	85	12	42	248	10	14	12	225	256	35	26	.436	.375	26

SCOTT EMERSON

65

BULLPEN COACH

Scott Matthew Emerson

Named A's bullpen coach, October 30, 2014

Birthdate: December 22, 1971

Birthplace/Resides: Baltimore, Maryland / Rockingham, North Carolina



Scott Emerson is in his first season as the A's bullpen coach and his 13th in the A's organization.

Emerson has spent the past two seasons as minor league roving pitching instructor after 10 seasons as a pitching coach at various levels. He joined the A's organization in 2003 as pitching coach at Single-A Modesto and served two seasons there before the A's moved their affiliate to Stockton. After two seasons with the Ports, Emerson had a five-year stint at Double-A Midland from 2007-11. He was promoted to Triple-A Sacramento in 2012 and spent one season with the River Cats.

Emerson's coaching career began in the Pittsburgh Pirates organization in 2000 when he was named the pitching coach for the Pirates Gulf Coast Rookie League club at Bradenton. He spent two years in the GCL and one at Single-A Williamsport in 2002 before joining the A's organization.

Emerson pitched professionally for six seasons in the Baltimore (1992-95), Boston (1995-96) and Arizona (1997) organizations. He was a 10-game winner at Single-A Albany in 1993 and was traded to the Red Sox organization early during the 1995 season. The left-hander signed with Arizona after being released by Boston in the spring of 1997. He pitched in three games for Single-A High Desert before concluding his professional career with Rio Grande Valley of the independent Texas-Louisiana League in 1997. Emerson was 27-29 with a 4.16 ERA in 135 games, 79 starts in his career.

Emerson was drafted by San Diego in the 21st round of the 1990 June draft out of Shadow Mountain HS (Phoenix, Ariz.) but did not sign. He attended Scottsdale Community College and signed with the Baltimore organization after the Orioles selected him in the 40th round of the 1991 June draft.

Emerson and his wife, Jill, make their offseason home in Rockingham, N.C.

MINOR LEAGUE RECORD

	W	L	ERA	G	GS	CG	SHO	SV	IP	H	R	ER	HR	HB	BB	IBB	SO	WP	BK
TOTALS	27	29	4.16	135	79	4	0	0	493.1	520	298	228	28	26	268	5	361	54	4

MIKE GALLEGO

2

THIRD BASE COACH

Michael Anthony Gallego

Named A's third base coach, October 22, 2008

Birthdate: October 31, 1960

Birthplace/Resides: Whittier, California / Phoenix, Arizona



Mike Gallego completed his sixth season as the A's third base coach in 2014. It was his 18th season in the Oakland organization, which includes 12 years as a player.

Gallego joined the A's from the Colorado Rockies organization, where he spent nine seasons, including four as third base and infield coach on Clint Hurdle's Major League staff. His stay included a storybook 2007 season when they won the National League pennant. Under his tutelage, the Rockies set a Major League record for fielding percentage with a mark of .98925 in 2007. Shortstop Troy Tulowitzki led Major League shortstops with a .987 fielding percentage that year and Todd Helton topped all National League first basemen with a .999 fielding percentage. Gallego joined the Rockies

organization as a roving infield coordinator in 2000, a position he held until joining the major league coaching staff May 1, 2002. He returned to his minor league duties in 2003-04, before rejoining the major league staff in 2005. Gallego launched his coaching career as Boston's minor league infield instructor in 1999.

Gallego's professional career began when the A's drafted him in the second round of the 1981 June draft out of UCLA. He made his major league debut with Oakland in 1985, spending 13 seasons in the majors with Oakland (1985-91, 95), the New York Yankees (1992-94) and St. Louis Cardinals (1996-97). He was a .239 career hitter with 42 home runs and 282 RBI in 1111 games, including .232 in 772 games with the A's. A valuable utility infielder, he played in three straight postseasons with Oakland from 1988-90 and was a member of the 1989 World Champion A's. In 1993, he won the Good Guy Award from the New York Press Photographer's Association and New York Baseball Writers after enjoying his best season, batting .283 with 10 home runs and 54 RBI.

A native of Whittier, Calif., Gallego graduated from St. Paul High School (Santa Fe Springs, Calif.) and attended UCLA for three years before being drafted by the A's. He and his wife, Caryn, have twin sons, Nicholas and Joseph (12/29/88) and a daughter, Allison (12/12/90), and reside in Phoenix, Ariz. Nicholas played in the farm systems of Arizona (2010-12) and Colorado (2013).

MAJOR LEAGUE RECORD

	AVG.	G	AB	R	H	2B	3B	HR	RBI	SH	SF	HP	BB	SO	SB	CS	SLG	OBP	E
TOTALS	.239	1111	2931	374	700	111	12	42	282	69	21	32	326	465	24	31	.328	.320	101

MARCUS JENSEN

59

ASSISTANT HITTING/CATCHING COACH

Marcus Christian Jensen

Named A's assistant hitting/catch coach, October 30, 2014

Birthdate: December 14, 1972

Birthplace/Resides: Oakland, California / Scottsdale, Arizona



Oakland native Marcus Jensen is in his first season as the A's assistant hitting/catching coach and his ninth in the A's organization.

Jensen spent the 2014 season as the A's minor league roving hitting instructor. He joined the A's organization in 2007 as hitting coach for the A's affiliate in the Arizona Rookie League and served two years in that capacity. Jensen took over the managerial duties for that club in 2009 and guided the A's to a 141-136 (.509) record and one playoff appearance in five seasons. In 2013, he also served as the A's minor league roving catching instructor.


A former catcher, Jensen was drafted by San Francisco out of Skyline HS in Oakland following the first round of the 1990 June draft as a compensation pick for the loss of free agent Craig Lefferts. He batted .184 with six home runs and 29 RBI in 145 games in seven seasons with seven different teams.

Jensen made his Major League debut with San Francisco in 1996 and appeared in 39 games over two seasons with the Giants before he was dealt to Detroit in July, 1997. After spending parts of the 1998 and 1999 seasons with Milwaukee and St. Louis respectively, Jensen saw his most big league action with Minnesota in 2000 when he batted .209 with three home runs and 14 RBI in 52 games. He split the 2001 season between Boston and Texas and returned to Milwaukee in 2002, appearing in 40 games in his final big league campaign. Jensen spent the 2003 season at Triple-A Columbus in the New York (AL) farm system and played for Cancun in the Mexican League in 2004. He spent his final two seasons as a professional with Mesa (2005) and Reno (2006) of the independent Golden Baseball League. Jensen was also a member of the 2000 U.S. Olympic team that defeated Cuba for the gold medal.

Jensen makes his offseason home in Scottsdale, Ariz., with his son, Marcus.

MAJOR LEAGUE RECORD

	AVG.	G	AB	R	H	2B	3B	HR	RBI	SH	SF	HP	BB	SO	SB	CS	SLG	OBP	E
TOTALS	.184	145	343	33	63	16	1	6	29	3	1	0	50	106	0	1	.289	.287	10



FIRST BASE COACH

Elliott Tyrone Waller

Named A's first base coach, December 21, 2006

Named A's bench coach, December 22, 2008

Named A's first base coach, October 20, 2010

Birthdate: March 14, 1957

Birthplace/Resides: Fresno, California / San Diego, California

Tye Waller returns for his ninth season on the A's coaching staff, including his fifth consecutive season as first base coach. He joined the A's in 2007 as first base coach and split the 2008 season between first base and third base. Waller served as Bob Geren's bench coach in 2009 and 2010 before returning to the first base coaches box in 2011. This is Waller's 11th season on a major league staff, as he was San Diego's bullpen coach in 1995 and first base coach in 2006.

Waller spent 19 years in the Padres organization, beginning in 1988 as a coach with the Padres rookie-level club in Spokane, Wash. He then served as the club's minor league outfield and base running instructor from 1989-93 before taking over the managerial duties at Spokane for the 1994 season. Following his one-year stint on the major league staff in 1995, Waller served as San Diego's coordinator of minor league instruction from 1997-99 and as director of player development from 2000-05.

Selected by the St. Louis Cardinals in the fourth round of the 1977 First-Year Player Draft, Waller played 11 seasons professionally, including parts of four seasons in the majors. In his first season of professional ball, he batted .320 for Calgary and led the Pioneer League in hits, runs and RBI on his way to league MVP honors. He made his major league debut with the Cardinals in 1980, appearing in five games for the Redbirds. He was traded to the Chicago Cubs in the off-season to complete a deal that sent Leon Durham and Ken Reitz to the Cubs for Bruce Sutter. He appeared in 30 games for the Cubs in 1981, finishing the season batting .268 with three home runs and 13 RBI. Waller was traded to the White Sox in December of 1982 and signed a free agent contract with the Astros in 1983. He appeared in 11 games for the Astros in 1987, his last season of professional ball.

A native of Fresno, Calif., Waller graduated from Hoover High School and attended San Diego City College for two years. Tye makes his off-season home in San Diego with his wife, Cynthia. The couple has four children—Elliott and triplets Todd, Terrence and Tiffany.

MAJOR LEAGUE RECORD

	AVG.	G	AB	R	H	2B	3B	HR	RBI	SH	SF	HP	BB	SO	SB	CS	SLG	OBP	E
TOTALS	.236	63	110	18	26	3	1	3	14	2	1	0	7	31	2	0	.364	.280	2

A'S RECENT COACHING ASSIGNMENTS

Year	Bench	Pitching	Hitting	Third Base	First Base	Bullpen	Other
2014	Hale	Young	Davis	Gallego	Waller	Bush	Prieto
2013	Hale	Young	Davis	Gallego	Waller	Bush	Prieto
2012	Hale	Young	Davis	Gallego	Waller	Rodriguez	Prieto
2011	Skinner	Romanick	Perry	Gallego	Waller	Rodriguez	
2010	Waller	Young	Skaalen	Gallego	Steverson	Romanick	
2009	Waller	Young	Skaalen	Gallego	Steverson	Romanick	
2008	Wakamatsu	Young	Van Burkleo	DeFrancesco/Waller	Waller/DeFrancesco	Romanick	
2007	Schaefer	Young	Van Burkleo	Lachemann	Waller	Fischer	
2006	Geren	Young	Perry	Washington	Lachemann	Fischer	
2005	Lachemann	Young	Hudgens	Washington	Fischer	Geren	
2004	Speier	Young	Hudgens	Washington	Fischer	Geren	
2003	Francona	Peterson	Bosley/Hudgens	Washington	Fischer	Geren	
2002	Macha	Peterson	Bosley	Washington	Quade	Fischer	
2001	Macha	Peterson	Bosley	Washington	Quade	Fischer	
2000	Macha	Peterson	Bosley	Washington	Quade	Fischer	
1999	Macha	Peterson	Hudgens	Washington	Bosley	Fischer	



PITCHING COACH

Curtis Allen Young

Named A's pitching coach, October 21, 2011

Birthdate: April 16, 1960

Birthplace/Resides: Saginaw, Michigan / Scottsdale, Arizona

Curt Young returns for his fourth season of his second stint as A's pitching coach. He was originally appointed to the position Dec. 2, 2003 and spent seven seasons with the A's before joining the Boston Red Sox as their pitching coach in 2011. The 2015 season marks Young's 31st year in the Oakland organization, which includes 12 years as a player, eight years as a minor league coach and 11 years as the major league pitching coach.

Under Young's guidance, the A's have finished second in the American League in ERA in each of the last three seasons. The 2014 club posted a 3.22 ERA, which was seventh lowest in Oakland history and the lowest since 1990 (3.18). The A's now have a 3.42 ERA over the last three years, which is the lowest in the AL and fourth lowest in the majors. During his tenure as coach from 2004-10, Oakland pitchers posted an AL-best 4.03 ERA and held opponents to an AL-low .257 average while allowing the fewest home runs (1,062) in the league. His 2010 staff led the AL with a 3.56 ERA and 17 shutouts, while A's starters registered a Major League-best 3.47 ERA, the lowest such mark in the AL at the time since the 1990 Red Sox (3.32). In 2011, Boston pitchers ranked third in the American League in strikeouts (1,213) and opponent batting average (.247) and tied for fourth in shutouts (13).

During Young's tenure as Oakland pitching coach, 12 A's pitchers—Mark Mulder (2004), Tim Hudson (2004), Justin Duchschere (2005, 2008), Barry Zito (2006), Dan Haren (2007), Andrew Bailey (2009), Trevor Cahill (2010), Ryan Cook (2012), Bartolo Colón (2013), Grant Balfour (2013), Sean Doolittle (2014) and Scott Kazmir (2014)—have been selected to the American League All-Star team, with Mulder and Haren earning starts in the Midsummer Classic. Closers Huston Street (2005) and Bailey (2009) also earned AL Rookie of the Year honors.

Young began his coaching career in 1996 with the A's affiliate in the Arizona Rookie League. He spent three seasons in Scottsdale before he was named pitching coach at Single-A Visalia in 1999. Young spent the next three years as the pitching coach at Double-A Midland. His first Midland staff compiled a 4.60 ERA, which was the lowest figure posted by the club in 15 years. His 2001 staff bettered the previous year's figure by 20 points, finishing with a 4.40 ERA, and in 2002 the RockHounds finished with a 3.88 ERA. Young was promoted to Triple-A Sacramento for the 2003 season and the River Cats posted the fourth best ERA in the Pacific Coast League (3.90) en route to the PCL Championship.

Young compiled a 69-53 record and a 4.31 ERA in 251 games, 162 starts, in an 11-year Major League pitching career that included stints with Oakland (1983-91, 93), Kansas City (1992) and the New York Yankees (1992). He was originally drafted by the A's in the fourth round of the 1981 June draft, making his major league debut in 1983. The left-hander went 13-9 with a 3.45 ERA in 1986, leading the team in victories and earning him an Opening Day start in 1987. He matched his career best in wins in 1987, posting a 13-7 record and a 4.08 ERA in a career-high 31 starts. Young was also a member of the A's starting rotation when they won three consecutive American League pennants from 1988-90. He tossed two one-hitters during his career: Oct. 5, 1986 against Kansas City and June 9, 1987 against Chicago.

Young graduated from Arthur Hill High School in Saginaw, Mich., where he also starred as a quarterback, and attended Central Michigan University. In 1980, he pitched for the United States team in the World Amateur Baseball Tournament in Japan. Curt makes his offseason home in Scottsdale, Ariz. with his wife, Kathy, and their two sons (Daniel and Jamie) and daughter (Shannon).

MAJOR LEAGUE RECORD

	W	L	ERA	G	GS	CG	SHO	SV	IP	H	R	ER	HR	HB	BB	IBB	SO	WP	BK
TOTALS	69	53	4.31	251	162	15	3	0	1107.0	1133	581	530	147	33	366	11	536	26	14

**LEFT-HANDED PITCHER****Height/Weight:** 6-1 / 220**Bats/Throws:** Left / Left**Birthdate:** December 17, 1985**Opening Day Age:** 29**Birthplace/Resides:** La Romana, Dominican Republic / La Romana, Dominican Republic**Major League Service:** 3 years, 73 days**Obtained:** Acquired from the Washington Nationals for John Wooten, November 25, 2013**Contract Status:** First year of a one-year contract through 2015**CAREER HIGHLIGHTS**

Compiled a 1.57 ERA in a career-high 69 relief appearances in his first season with the A's in 2014 after going 1-14 with a 4.56 ERA in 127 games over four seasons with Houston (2010-12) and Washington (2013)...his first win as an Athletic on June 6 at Baltimore snapped a 15-game losing streak dating back to April 9, 2011...the losing streak was second longest by a Major League pitcher over the last 32 years...logged a 3.35 ERA in 39 relief appearances with the Nationals in 2013...appeared in 37 games with Houston in 2012, including six starts, his only starts in the majors...was on an Opening Day roster for the first time with Houston in 2011...made his Major League debut with the Astros in 2010, compiling a 2.84 ERA in 22 relief appearances...earned Dominican League All-Star honors in first professional campaign in 2003, finishing 6-2 with a 1.61 ERA in 14 starts.

2014 HIGHLIGHTS

Posted a 1.57 ERA and allowed just 13.2% (5-of-38) of inherited runners to score in a career-high 69 appearances in his first full season in the majors...the percentage of inherited runners scored was fourth lowest by an A's reliever since 1974 and the ERA was second lowest over the last 24 years (Brad Ziegler, 1.06 in 2008)...ranked third among American League relievers in percentage of inherited runners scored, fifth in ERA and seventh in opponents slugging percentage (.253)...in addition to games pitched, he also had career highs in wins (2), innings pitched (57.1) and strikeouts (51)...had career lows in ERA, opponents batting average (.175), on-base percentage (.247) and slugging percentage...walked just 15 for a strikeout-to-walk ratio of 3.40...had four losses and two blown saves...his opponents batting average included a .162 (17-for-105) mark against right-handed hitters compared to .191 (17-for-89) against left-handers...struck out 35 of the 100 lefties he faced (35.0%), 16 of the 116 righties (13.8%)...yielded a .100 average with runners in scoring position...entered the season with a .344 opponents average with RISP in his career...held first batters faced to a .175 batting average and .232 on-base percentage...his 24 first batter strikeouts tied for seventh in the AL and tied for second most by an A's reliever since 1974 (25, Wuertz in 2009)...posted a 1.89 ERA and stranded all 16 of his inherited runners before the break...then had a 0.93 ERA and allowed 5-of-22 (22.7%) inherited runners to score after the break...yielded just one run in 24.2 innings on the road (0.36 ERA) and allowed 1-of-20 (5.0%) inherited runners to score...compiled a 2.48 ERA and surrendered all four of his home runs in Oakland...all four home runs were solo shots...logged a 2.84 ERA in 18 outings on no days rest, a 1.21 ERA in his other 51 appearances...did not allow a run in the seventh inning (19.0 ip) and stranded 11 of his 12 inherited runners...tied for 10th among AL relievers in hit batters (4)...averaged the seventh fewest pitches per inning (14.3)...did not commit an error in eight chances and has a 166-game errorless streak dating back to April 19, 2011...tossed fewer than one inning in 31 of his 69 appearances.

OAKLAND: Began the season with a career-high 14.1-inning scoreless streak...held the opponents scoreless over his first 14 appearances and did not allow a hit in 14 of his first 16 outings...had a .043 (2-for-47) opponents batting average over his first 16 games...tossed 2.0 scoreless innings in his second outing of the season April 3 against Seattle, matching his career-high as a reliever...also pitched 2.0 innings April 18 against Houston and Aug. 20 against New York (NL)...struck out three batters against the Mariners, which also matched his best as a reliever...allowed hits in back-to-back outings April 18 against Houston and April 21 against Texas, the only hits he yielded over his first 16 games...had his season-opening scoreless streak snapped May 7 against Seattle...that began a five-game streak through May 17 where he allowed five runs on five hits and two walks in 3.2 innings (12.27 ERA, .357 opponents batting average)...beginning May 18, he did not allow an earned run in 46 of his final 50

appearances...logged a 1.12 ERA over that span and held the opposition to a .197 batting average... issued a season-high two walks in 0.1 innings against Detroit May 27...was charged with the loss in that contest to extended his losing streak to 15 games dating back to April 9, 2011...the losing streak was second longest by a Major League pitcher over the last 32 years (27, Anthony Young, May 6, 1992-July 24, 1993)...ended the losing streak when he tossed a scoreless 10th inning in the A's 4-3 win at Baltimore June 6...it was the second win of his career, his first since April 7, 2011 at Cincinnati...went 130 consecutive appearances without a win...had a season-opening 33-game, 27.2-inning homerless streak before surrendering two home runs in the ninth inning June 16 against Texas...also had season-highs in hits (3) and runs (2) in that game...all four of his runs from June 16 to July 22 scored on solo home runs...was credited with his second win of the season June 20 against Boston for the first winning streak of his career...took the loss in his next outing June 22 against the Red Sox but did not allow a run in 27 of his next 28 outings through Sept. 18 for a 0.39 ERA (1 er in 23.1 ip)...had a 14.1-inning scoreless streak from July 27 to Sept. 20, which matched his career-high season-opening streak from earlier this year...struck out the side in the eighth inning July 28 at Houston, matching his career-high for strikeouts as a reliever...finished July with a 0.84 ERA and .162 opponents batting average in 11 games...then did not allow a run in 10 August appearances (8.1 ip, 4 h, 2 bb, 10 so)...had stranded each of his 26 inherited runners before allowing one of two to score in the seventh inning Aug. 27 at Houston for the blown save...also had a blown save three games later on Sept. 7 against Houston, matching his season-high with two walks...logged a 1.59 ERA in nine September appearances...retired the only batter he faced in the Wild Card game at Kansas City Sept. 30...got Alex Gordon to foul out with runners on first and third and one out in the 12th inning.

CAREER

2013—Began the season at Triple-A Syracuse and was 1-0 with a 1.06 ERA in 17 relief appearances when he was promoted to Washington May 21...spent the remainder of the season with the Nationals, going 0-3 with a 3.35 ERA in 39 relief appearances...allowed a .271 opponents batting average but surrendered just nine extra base hits for a .368 slugging percentage...yielded a .247 average to right-handed hitters compared to .306 against left-handers...had a 1.83 ERA in 20 appearances before the All-Star Break but then posted a 5.00 ERA in 19 games after the break...compiled a 0.95 ERA and .162 opponents batting average in 21 outings at Nationals Park compared to a 5.79 ERA and .356 opponents average in 18 games on the road...opponents hit .171 when leading of an inning but first batters faced had a .278 batting average...allowed 6-of-15 (40.0%) inherited runners to score...logged a 1.42 ERA in seven outings on no days rest, 3.73 in his other 32 appearances...posted a 1.64 ERA in 12 games during the day compared to 4.05 in 27 games at night...had a 1.69 ERA in nine interleague appearances despite a .320 opponents batting average...began his Nationals career with a 10-game, 8.2-inning scoreless streak from May 25 to June 11...compiled a 1.46 ERA in 12 games in June and a 1.86 ERA in 10 games in July...had a 1.48 ERA entering August but allowed eight runs in 7.2 innings over nine appearances in the month (9.39 ERA)...did not allow a home run over his first 27 games and 25.0 innings...then allowed three home runs over a five-game stretch from Aug. 7 to 19...allowed a .254 opponents batting average with Syracuse, including .211 against right-handed hitters compared to .310 with both of his walks against left-handers...yielded a .154 average to batters leading of an inning but had a .300 mark with runners in scoring position...did not allow a run in seven games on the road (6.1 ip)...did not allow a home run in 17.0 innings...allowed 5-of-12 (41.7%) inherited runners to score...began the season with an 8.0-inning scoreless streak and finished the Triple-A portion of his campaign with a 7.2-inning scoreless streak...pitched for Toros del Este in the Dominican Winter League following the season and was 0-1 with a 4.70 ERA in eight relief appearances.

2012—Was on the Astros Opening Day roster for the second consecutive season and went 0-6 with a 5.09 ERA in 37 games, including six starts, over three stints with Houston...was 0-6 with a 6.45 ERA in his six starting assignments...compiled a 3.80 ERA in his 31 relief appearances...allowed a .311 opponents batting average, including .277 against left-handed hitters compared to .331 against right-handers...first batters faced were 8-for-29 (.276) with a walk and hit by pitch in his relief appearances...allowed 7-of-23 (30.4%) inherited runners to score...pitched twice during his first stint, allowing a run in 1.1 innings (6.75 ERA) before he was optioned to Oklahoma City April 9...recalled April 27 and logged a 4.70 ERA in 13 outings before going on the disabled list May 26 with a strained right intercostal...had a two-game rehab assignment before he was reinstated from the DL June 15...compiled a 3.14 ERA in 15 relief appearances before he was optioned a third time July 27...returned for good Aug. 25 and joined the starting rotation...lost each of his six starts before pitching in relief in his final outing Oct.

3...was 2-0 with two saves and a 3.90 ERA in 13 games, three starts, with Triple-A Oklahoma City...opponents hit .303, including .293 by right-handed hitters compared to .324 by left-handers...pitched for Este in the Dominican Winter League following the season...was 0-2 with a 8.64 ERA and .415 opponents batting average in five games, two starts.

2011—Was a member of Houston's Opening Day roster for the first time and went 1-4 with a 7.32 ERA in 29 relief appearances over two stints...opponents hit .326, including .273 by left-handers...held first batters faced to a .208 batting average...allowed 5-of-11 (45.5%) inherited runners to score...recorded his first Major League win April 7 at Cincinnati...tossed 1.1 scoreless innings in the Astros 3-2 win...compiled a 7.43 ERA in 22 relief appearances during his first stint before he was optioned to Triple-A Oklahoma City May 17...returned June 16 and logged a 7.11 ERA in seven games before going on the disabled list July 3 with left shoulder tendinitis...made four rehab appearances before he was reinstated from the DL and optioned to Oklahoma City July 30...spent the balance of the season with the Red-Hawks and was 2-3 with a 4.80 ERA in 29 games overall at Triple-A...went 1-1 with a 2.25 ERA in four starts for Este in the Dominican Winter League.

2010—Made his Major League debut with Houston and had a loss and a 2.84 ERA in 22 relief appearances over two stints...opponents hit .200, including .179 by left-handed hitters...first batters faced were 2-for-20 (.100) with two walks...recalled July 25 and made his debut July 28 against Chicago (NL), tossing 1.0 scoreless inning (1 h, 1 bb)...that was his only appearance before he was optioned to Round Rock Aug. 1...returned Aug. 19 and spent the rest of the season with the Astros...rung up Mike Stanton for first big league strikeout Aug. 20 at Florida...combined for a 4-3 record and a 2.35 ERA in 19 games, four starts with Double-A Corpus Christi and Triple-A Round Rock...went 3-0 with a 2.38 ERA in 10 games, six starts, with Este in the Dominican Winter League.

2009—Began the season at Single-A Lancaster where he went 4-6 with six saves and a 4.14 ERA in 41 relief appearances...led the club in saves...was promoted to Double-A Corpus Christi Aug. 27 and went 0-1 with a 3.21 ERA in three starts...combined for a 4.00 ERA in 44 games overall...struck out 92 and walked just 11 in 96.2 innings...averaged 1.02 walks per nine innings and had a strikeout-to-walk ratio of 8.36...was Lancaster's Pitcher of the Month in May (1-0, one save, 1.06 ERA, 7 games)...pitched for Este in the Dominican Winter League and went 3-1 with a 3.42 ERA in 10 starts.

2008—Spent the entire season at Single-A Lexington where he was 2-7 with three saves and a 3.30 ERA in 45 relief appearances...led the Legends in appearances and relief innings...was named Lexington's Pitcher of the Month in May (one save, 3.00 ERA)...did not allow a run in three games (2.1 ip) with Azucareros del Este in the Dominican Winter League.

2007—Combined for a 6-4 record, one save and 4.25 ERA in 19 games, four starts, with Greenville and Tri-City in his first season in the United States...struck out 59 in 53.0 innings...walked just 14 for a strikeout-to-walk ratio of 4.21.

2006—Was 5-2 with a 1.32 ERA in 15 games, 11 starts, in his fourth and final year with Houston's Dominican Summer League entry.

2005—Pitched in just one game for the DSL Astros, logging a 3.00 ERA in a starting assignment.

2004—Posted a sub-2.00 ERA for the second consecutive year, going 4-1 with a 1.29 ERA in eight starting assignments for the DSL Astros.

2003—Earned Dominican League All-Star honors in first professional campaign, finishing 6-2 with a 1.61 ERA in 14 starts.

PERSONAL/MISCELLANEOUS

Fernando Antonio Abad was originally signed by Houston scouts Julio Linares and Adriano Rodriguez.

LIFETIME PITCHING RECORD

Year	Club	W	L	ERA	G	GS	CG	SHO	SV	IP	H	R	ER	HR	HB	BB	IBB	SO	WP	BK
2003	DSL Astros	6	2	1.61	14	14	0	0	0	78.1	55	24	14	0	4	7	0	87	3	0
2004	DSL Astros	4	1	1.29	8	8	0	0	0	42.0	24	10	6	0	2	7	0	39	2	1
2005	DSL Astros	0	0	3.00	1	1	0	0	0	3.0	4	2	1	0	0	0	0	2	0	0
2006	DSL Astros	5	2	1.32	15	11	0	0	1	61.1	50	18	9	1	6	7	0	64	0	1
2007	Greeneville	6	4	4.14	17	4	0	0	1	50.0	47	29	23	6	2	12	0	54	2	3
	Tri-City	0	0	6.00	2	0	0	0	0	3.0	2	2	2	0	0	2	0	5	0	0
2008	Lexington	2	7	3.30	45	0	0	0	3	76.1	78	31	28	9	4	13	3	94	1	2
2009	Lancaster	4	6	4.14	41	0	0	0	6	82.2	78	42	38	8	5	8	0	79	3	0
	Corpus Christi	0	1	3.21	3	3	0	0	0	14.0	12	7	5	1	0	3	0	13	1	0
2010	Corpus Christi	4	3	2.50	14	4	0	0	0	39.2	48	16	11	3	0	6	1	33	2	1
	HOUSTON	0	1	2.84	22	0	0	0	0	19.0	14	6	6	3	0	5	0	12	0	0
	Round Rock	0	0	1.42	5	0	0	0	0	6.1	5	1	1	1	0	2	0	9	0	0
2011	HOUSTON	1	4	7.32	29	0	0	0	0	19.2	28	18	16	5	1	9	0	15	0	0
	Oklahoma City	2	3	4.80	29	0	0	0	0	30.0	32	16	16	4	0	6	2	31	1	0
	GCL Astros	0	0	0.00	2	0	0	0	0	2.0	1	0	0	0	0	0	0	2	0	0
2012	HOUSTON	0	6	5.09	37	6	0	0	0	46.0	57	27	26	6	3	19	1	38	4	0
	Oklahoma City	2	0	3.90	13	3	0	0	2	27.2	33	12	12	3	1	7	1	28	0	2
2013	Syracuse	1	0	1.06	17	0	0	0	0	17.0	17	2	2	0	0	2	0	12	0	0
	WASHINGTON	0	3	3.35	39	0	0	0	0	37.2	42	14	14	3	1	10	0	32	0	0
2014	OAKLAND	2	4	1.57	69	0	0	0	0	57.1	34	11	10	4	4	15	3	51	0	0
AL Totals		2	4	1.57	69	0	0	0	0	57.1	34	11	10	4	4	15	3	51	0	0
NL Totals		1	14	4.56	127	6	0	0	0	122.1	141	65	62	17	5	43	1	97	4	0
ML Totals		3	18	3.61	196	6	0	0	0	179.2	175	76	72	21	9	58	4	148	4	0

CAREER TRANSACTIONS

2002 — Signed as a non-drafted free agent by the Houston Astros, September 6. **2011** — On the disabled list, July 3 to 29; included rehabilitation assignments to GCL Astros, July 15 to 16 and July 29, and Oklahoma City, July 17 to 21. **2012** — On the disabled list, May 26 to June 14; included rehabilitation assignment to Oklahoma City, June 8 to 14. Elected free agency, November 2; signed by the Washington Nationals to a minor league contract, November 19. **2013** — Traded to the Oakland Athletics for minor league outfielder John Wooten, November 25.

WILD CARD RECORD

Year	Club/Opp.	W	L	ERA	G	GS	CG	SHO	SV	IP	H	R	ER	HR	HB	BB	IBB	SO	WP	BK
2014	OAK vs. KC	0	0	0.00	1	0	0	0	0	0.1	0	0	0	0	0	0	0	0	0	0

2014 RELIEF PITCHER EFFECTIVENESS

	Runners Inherited	Runners Scored	First Hitters	Save Situations
Abad	38	5	11 for 63 (3 bb, 2 so, 1 sf)	0 for 2
Chavez	7	3	5 for 10 (1 bb)	0 for 0
Cook	29	12	13 for 49 (4 bb, 1 sh)	1 for 3
Doolittle	12	2	9 for 59 (1 bb, 1 sf)	22 for 26
Francis	3	0	1 for 7 (1 bb, 1 hbp)	1 for 1
Gregerson	23	10	18 for 68 (4 bb)	3 for 11
Hammel	0	0	1 for 1	0 for 0
Johnson	11	5	12 for 33 (3 bb, 1 hbp, 1 sh)	2 for 3
O'Flaherty	5	0	2 for 19 (1 bb, 1 sh)	1 for 2
Otero	55	19	14 for 66 (1 bb, 1 hbp, 1 sh, 2 sf)	1 for 4
Pomeranz	3	0	0 for 9 (1 bb)	0 for 0
Rodriguez	4	1	2 for 7	0 for 0
Savery	0	0	1 for 3	0 for 0
Scribner	2	0	2 for 13	0 for 0

VS. THE AMERICAN LEAGUE

2014		CAREER												
ERA	W	L	S	G	IP	ER	vs. TEAM	ERA	W	L	S	G	IP	ER
0.00	1	0	0	3	3.0	0	Baltimore	0.00	1	0	0	6	4.1	0
2.70	1	1	0	4	3.1	1	Boston	9.64	1	1	0	6	4.2	5
20.25	0	1	0	3	1.1	3	Chicago	20.25	0	1	0	3	1.1	3
3.00	0	0	0	3	3.0	1	Cleveland	3.60	0	1	0	6	5.0	2
0.00	0	1	0	3	2.1	0	Detroit	0.00	0	1	0	4	3.1	0
1.17	0	1	0	8	7.2	1	Houston	1.17	0	1	0	8	7.2	1
0.00	0	0	0	2	1.1	0	Kansas City	0.00	0	0	0	4	2.1	0
0.00	0	0	0	6	3.1	0	Los Angeles	0.00	0	0	0	6	3.1	0
0.00	0	0	0	3	2.2	0	Minnesota	0.00	0	0	0	5	4.0	0
0.00	0	0	0	4	3.0	0	New York	0.00	0	0	0	4	3.0	0
—	0	0	0	0	0.0	0	Oakland	—	0	0	0	0	0.0	0
1.50	0	0	0	6	6.0	1	Seattle	1.50	0	0	0	6	6.0	1
0.00	0	0	0	3	2.0	0	Tampa Bay	2.25	0	0	0	4	4.0	1
2.84	0	0	0	9	6.1	2	Texas	1.93	0	0	0	14	9.1	2
0.00	0	0	0	3	3.0	0	Toronto	0.00	0	0	0	3	3.0	0

VS. THE NATIONAL LEAGUE

2014		CAREER												
ERA	W	L	S	G	IP	ER	vs. TEAM	ERA	W	L	S	G	IP	ER
—	0	0	0	0	0.0	0	Arizona	4.50	0	0	0	5	4.0	2
0.00	0	0	0	2	1.2	0	Atlanta	6.35	0	1	0	7	5.2	4
—	0	0	0	0	0.0	0	Chicago	3.21	0	1	0	13	14.0	5
—	0	0	0	0	0.0	0	Cincinnati	7.20	1	1	0	10	10.0	8
—	0	0	0	0	0.0	0	Colorado	2.08	0	0	0	5	4.1	1
—	0	0	0	0	0.0	0	Los Angeles	3.60	0	1	0	5	5.0	2
0.00	0	0	0	2	1.2	0	Miami	7.11	0	1	0	6	6.1	5
—	0	0	0	0	0.0	0	Milwaukee	3.00	0	1	0	10	6.0	2
0.00	0	0	0	1	2.0	0	New York	0.52	0	1	0	15	17.1	1
4.50	0	0	0	2	2.0	1	Philadelphia	2.19	0	1	0	11	12.1	3
—	0	0	0	0	0.0	0	Pittsburgh	7.94	2	2	0	11	11.1	10
—	0	0	0	0	0.0	0	St. Louis	6.23	0	3	0	8	13.0	9
—	0	0	0	0	0.0	0	San Diego	8.10	0	0	0	4	3.1	3
0.00	0	0	0	2	1.2	0	San Francisco	4.15	0	0	0	5	4.1	2
—	0	0	0	0	0.0	0	Washington	0.00	0	0	0	2	1.1	0

MONTHLY BREAKDOWN

2014		CAREER												
ERA	W	L	S	G	IP	ER	by MONTH	ERA	W	L	S	G	IP	ER
0.00	0	0	0	1	0.2	0	March	0.00	0	0	0	1	0.2	0
0.00	0	0	0	10	10.1	0	April	4.09	1	2	0	28	22.0	10
3.86	0	2	0	15	11.2	5	May	4.01	0	4	0	38	24.2	11
2.70	2	1	0	13	10.0	3	June	1.59	2	3	0	36	34.0	6
0.84	0	1	0	11	10.2	1	July	3.56	0	1	0	33	30.1	12
0.00	0	0	0	10	8.1	0	August	5.16	0	3	0	25	29.2	17
1.59	0	0	0	9	5.2	1	September	3.93	0	5	0	32	36.2	16
—	0	0	0	0	0.0	0	October	0.00	0	0	0	3	1.2	0

PITCHING BREAKDOWN

2014		CAREER												
ERA	W	L	S	G	IP	ER	by CATEGORY	ERA	W	L	S	G	IP	ER
2.48	1	4	0	36	32.2	9	Home	3.60	1	10	0	99	90.0	36
0.36	1	0	0	33	24.2	1	Away	3.61	2	8	0	97	89.2	36
1.82	0	2	0	28	24.2	5	Day	1.88	1	5	0	68	62.1	13
1.38	2	2	0	41	32.2	5	Night	4.53	2	13	0	128	117.1	59
1.89	2	3	0	45	38.0	8	Pre-ASG	3.20	3	9	0	118	95.2	34
0.93	0	1	0	24	19.1	2	Post-ASG	4.07	0	9	0	78	84.0	38
—	0	0	0	0	0.0	0	Starter	6.45	0	6	0	6	22.1	16
1.57	2	4	0	69	57.1	10	Reliever	3.20	3	12	0	190	157.1	56

BALLPARK BREAKDOWN

	ERA	W	L	S	G	IP	ER
AT&T Park	4.50	0	0	0	2	2.0	1
Angel Stadium of Anaheim	0.00	0	0	0	3	1.0	0
Busch Stadium	3.86	0	1	0	2	7.0	3
Camden Yards	0.00	1	0	0	3	1.2	0
Chase Field	4.50	0	0	0	5	4.0	2
Citi Field	1.04	0	1	0	5	8.2	1
Citizens Bank Park	2.45	0	1	0	7	7.1	2
Comerica Park	0.00	0	0	0	2	2.0	0
Cools Field	0.00	0	0	0	1	1.0	0
Dodger Stadium	0.00	0	0	0	2	1.1	0
Fenway Park	0.00	0	0	0	2	1.1	0
Globe Life Park in Arlington	0.00	0	0	0	5	4.1	0
Great American Ball Park	4.15	1	0	0	7	4.1	2
Kauffman Stadium	0.00	0	0	0	2	0.2	0
Marlins Park	1.93	0	0	0	4	4.2	1
Miller Park	10.80	0	1	0	3	1.2	2
Minute Maid Park	5.40	0	6	0	46	41.2	25
Nationals Park	0.89	0	0	0	23	20.1	2
O.co Coliseum	2.48	1	4	0	36	32.2	9
PETCO Park	40.50	0	0	0	1	0.2	3
PNC Park	10.00	0	2	0	8	9.0	10
Progressive Field	4.91	0	1	0	4	3.2	2
Rogers Centre	0.00	0	0	0	1	1.0	0
Safeco Field	0.00	0	0	0	3	1.2	0
Sun Life Stadium	18.00	0	0	0	1	1.0	2
Target Field	0.00	0	0	0	2	2.0	0
Tropicana Field	0.00	0	0	0	2	1.0	0
Turner Field	5.40	0	1	0	6	5.0	3
Wrigley Field	3.00	0	0	0	6	6.0	2
Yankee Stadium	0.00	0	0	0	2	1.0	0

FIELDING STATISTICS

Pitcher							
Year	Pct.	G	PO	A	E	TC	DP
2010	1.000	22	0	3	0	3	0
2011	.600	29	1	2	2	5	0
2012	1.000	37	3	6	0	9	0
2013	1.000	39	1	4	0	5	0
2014	1.000	69	0	8	0	8	0
Totals	.933	196	5	23	2	30	0

ABAD'S CAREER BESTS

Low Hit Complete Game: None

Innings Pitched: 5.0, September 18, 2012 at St. Louis. As reliever: 2.0 (11 times), last: August 20, 2014 vs. New York (NL)

Strikeouts: 6, September 18, 2012 at St. Louis. As reliever: 3 (five times), last: July 28, 2014 at Houston

Pitches: 87, September 5, 2012 at Pittsburgh. As reliever: 41, June 25, 2011 vs. Tampa Bay

Longest Winning Streak: 2, June 6 to 20, 2014

Longest Losing Streak: 15, April 9, 2011 to May 27, 2014

Longest Scoreless Streak: 14.1 (twice), last: July 27 to September 20, 2014

**RIGHT-HANDED PITCHER****Height/Weight:** 6-3 / 205**Bats/Throws:** Right / Right**Birthdate:** December 4, 1992**Opening Day Age:** 22**Birthplace/Resides:** Barahona, Dominican Republic / Barahona, Dominican Republic**Major League Service:** None**Obtained:** Acquired from the Boston Red Sox with Josh Reddick and Miles Head for Andrew Bailey and Ryan Sweeney, December 28, 2011**Contract Status:** First year of a one-year contract through 2015**CAREER HIGHLIGHTS**

Made just three starts at Double-A Midland in 2014 before undergoing “Tommy John” surgery... was originally signed by the Boston organization July 2, 2009 out of the Dominican Republic and spent two years in the Red Sox farm system before he was dealt to the A’s as part of the Josh Reddick trade following the 2011 season... is 26-24 with a 3.45 ERA in 83 games, including 73 starts, in five seasons as a professional... has issued just 87 walks in 404.1 innings, an average of 1.94 per nine innings... tied for fifth among all Single-A pitchers with 12 wins in 2013... had a 10-game winning streak from April 9 to July 8 that year... was rated as the A’s No. 3 prospect by *Baseball America* following the 2013 season and No. 9 following the 2014 season... named to the Gulf Coast League Postseason All-Star team in his first season in the United States in 2011 after posting a league-leading 0.75 ERA in nine starts.

2014 HIGHLIGHTS

Began the season at Double-A Midland but made just three starts before he was placed on the disabled list April 19 with a strained right elbow... underwent “Tommy John” surgery May 14 and missed the remainder of the season... the surgery was performed by Dr. Neal ElAttrache in Los Angeles... went 2-0 with a 2.29 ERA in his three starts with the RockHounds... did not allow a home run in 19.2 innings... yielded a .250 opponents batting average, including .239 (11-for-46) against right-handed hitters compared to .273 (6-for-22) against left-handers... opponents went 1-for-13 (.077) with runners in scoring position... picked up the win in each of his first two starts, allowing just two runs in 14.2 innings... then had a no decision in his final start April 18 against San Antonio (5.0 ip, 6 h, 3 r, 3 er, 3 bb, 2 so)... was named the A’s ninth best prospect by *Baseball America* following the season.

CAREER

2013—Split his season between the A’s two Single-A affiliates at Beloit and Stockton and combined for a 12-6 record and a 3.22 ERA in 27 games, all starts... had career highs in wins, games started, innings pitched (156.1) and strikeouts (124)... tied for second in the A’s farm system in wins, ranked third in ERA, fourth in innings and fifth in strikeouts... was rated as the A’s No. 3 prospect by *Baseball America* following the season... tied for fifth among all Single-A pitchers in wins, ranked seventh in innings pitched and tied for seventh in starts... had a 10-game winning streak from April 9 to July 8 and compiled a 2.06 ERA over that 16-start stretch... surrendered 11 home runs for the season, an average of 0.63 per nine innings... issued 24 walks or 1.38 per nine innings... held the opposition to a .258 opponents batting average, including .257 against left-handed hitters compared to .259 against right-handers... issued 16 of his 28 walks to lefties... allowed a .234 average with the bases empty compared to .294 with runners on base... compiled a 4.73 ERA in the first two innings of a game, compared to 2.28 from the third inning on... his teams were 16-11 (.593) in his starting assignments... tossed six or more innings in 18 of his 27 starts, allowed two runs or fewer 16 times and walked two batters or fewer 25 times... began the season at Beloit and went 7-1 with a 2.44 ERA in 13 starts... was 2-0 with a 1.10 ERA in five starts at home compared to 5-1 with a 3.43 ERA in eight starts on the road... allowed seven runs on nine hits in 3.2 innings in his first start April 4 against Cedar Rapids... then went 7-0 with a 1.95 ERA over his final 12 starts with the Snappers... began the streak by tossing 7.0 shutout innings of one-hit ball in a 4-1 victory at Peoria April 9... did not allow a home run over an eight-start stretch from April 9 to May 20... tossed a seven-inning complete game one-hit 4-0 shutout in the second game of a doubleheader May 10 against Peoria (0 bb, 3 so)... that began a stretch of three consecutive starts without issuing a walk... struck out a season-high nine in a season-high 8.0 innings May 31 against Quad Cities... allowed just one run but had a no decision in a 6-3, 14-inning loss... did not allow a run in back-to-back starts at

Wisconsin June 6 (7.0 ip) and against Wisconsin June 11 (6.0 ip), his final two starts with Beloit...named to the Midwest League Midseason All-Star team and pitched the second inning for the West squad in the game June 18 (1.0 ip, 1 bb, 1 so)...was promoted to Single-A Stockton June 20 and went 5-5 with a 3.76 ERA in 14 starts with the Ports...went 2-2 with a 2.66 ERA in seven starts at home compared to 3-3 with a 5.14 ERA in seven starts on the road...won each of his first three decisions with the Ports to extend his winning streak to 10 games...then went 2-5 with a 4.13 ERA over his final 10 starts...extended the winning streak to 10 games July 8 against Visalia and then matched his season-high with nine strikeouts in 6.2 innings July 13 against High Desert...was named California League Pitcher of the Week for the week of July 8-14 after going 1-0 with a 0.69 ERA and 16 strikeouts in 13.0 innings over two starts...did not walk a batter over a three-start stretch from July 30 to Aug. 15...matched his season-high with nine strikeouts against Modesto Aug. 10.

2012—Spent his first season in the A's organization at Single-A Burlington where he went 6-11 with a 5.08 ERA in 27 games, including 17 starts...the losses were a career-high, the most on the Bees and tied for third most in the Midwest League...walked 38 batters in 102.2 innings after issuing just 20 free passes in 125.2 innings over his first two seasons...surrendered 12 home runs after yielding just one in his first two campaigns...began the season in the starting rotation and went 5-8 with a 5.38 ERA and .318 opponents batting average in 17 starts...was moved to the bullpen July 16 and each of his final 10 appearances came in relief...was 1-3 with a 3.63 ERA and .234 opponents average out of the pen...allowed 4 of 5 (80.0%) inherited runners to score...was 1-7 with a 7.33 ERA and .356 opponents batting average in 13 games at home compared to 5-4 with a 3.21 ERA and .256 opponents average in 14 contests on the road...his opponents batting average included a .300 mark against right-handed hitters compared to .313 against left-handers...went 0-3 with a 7.79 ERA over his first four starts but followed that up with a five-start stretch from April 29 to May 23 where he compiled a 3-1 record and a 1.98 ERA...allowed one run in 6.0 innings in his final start July 12 against Bowling Green but had a no decision...made his first relief appearance July 16 against Dayton, tossing 2.0 perfect innings...tossed exactly two innings in seven of his 10 relief appearances

2011—Combined for a 1-4 record and a career-low 2.20 ERA in 13 games, all starts, in his first season in the United States with the Red Sox affiliate in the Gulf Coast Rookie League and Single-A Lowell...did not allow a home run in 65.1 innings...walked just 12, an average of 1.65 per nine innings...named to the GCL Postseason All-Star team after going 1-1 with a league-leading 0.75 ERA in nine starts...also led the league with a .147 opponents batting average and ranked second in fewest walks per nine innings (1.13)...the opponents batting average included a .144 mark against right-handed hitters compared to .153 against left-handers...opponents hit .125 with runners in scoring position and .114 when leading off an inning...allowed one run or fewer and walked one batter or fewer in eight of his nine starts...did not allow a run and surrendered just two hits and three walks over his first three starts (16.0 ip)...struck out a season-high 11 batters in 5.0 innings in his final start Aug. 11 in the second game of a doubleheader against the Rays...was promoted to Lowell Aug. 17 and went 0-3 with a 6.23 ERA and .333 opponents batting average in four starts with the Spinners...allowed seven runs in 2.1 innings in his first start but then logged a 3.00 ERA over his final three starts.

2010—Made his professional debut with the Red Sox affiliate in the Dominican Summer League...was 5-3 with a 3.28 ERA and .260 opponents batting average in 13 starts...tied for the team-lead in wins...surrendered just one home run in 60.1 innings and walked eight (1.19 per nine innings)...opponents hit .091 with runners in scoring position and two outs...named to the DSL Midseason All-Star team...made his debut May 30 at the Royals, a no decision in a 7-4 win (3.0 ip, 2 h, 2 r, 2 er, 1 bb, 3 so)...tossed 5.0 shutout innings and allowed just one hit for his first win June 10 against the Pirates...followed that up with a five-inning complete game five-hitter in a 5-2 win over Yankees-2...went 3-0 with a 1.29 ERA over his final four starts.

PERSONAL/MISCELLANEOUS

Raul Alcantara was originally signed by Boston scout Manny Nanita.

LIFETIME PITCHING RECORD

Year	Club	W	L	ERA	G	GS	CG	SHO	SV	IP	H	R	ER	HR	HB	BB	IBB	SO	WP	BK
2010	DSL Red Sox	5	3	3.28	13	13	1	0	0	60.1	61	31	22	1	2	8	0	34	3	0
2011	GCL Red Sox	1	1	0.75	9	9	0	0	0	48.0	23	5	4	0	3	6	0	36	1	0
	Lowell	0	3	6.23	4	4	0	0	0	17.1	25	14	12	0	1	6	0	14	0	0
2012	Burlington	6	11	5.08	27	17	0	0	0	102.2	119	64	58	12	7	38	0	57	2	4
2013	Beloit	7	1	2.44	13	13	1	1	0	77.1	84	29	21	3	4	7	0	58	2	0
	Stockton	5	5	3.76	14	14	0	0	0	79.0	73	45	33	8	4	17	0	66	6	1
2014	Midland	2	0	2.29	3	3	0	0	0	19.2	17	5	5	0	2	5	0	10	1	0
Minor League Totals		26	24	3.45	83	73	2	1	0	404.1	402	183	155	24	23	87	0	275	15	5

CAREER TRANSACTIONS

2009 — Signed as a non-drafted free agent by the Boston Red Sox, July 2. **2011** — Traded to the Oakland Athletics with outfielder Josh Reddick and minor league infielder Miles Head for pitcher Andrew Bailey and outfielder Ryan Sweeney, December 28.

OAKLAND A'S RECENT EJECTIONS

Date	Player/Coach	Umpire	Date	Player/Coach	Umpire
Aug. 31, 2014	Bob Melvin	Gerry Davis	May 25, 2009	Jim Skaalen	Brian Knight
July 11, 2014	Bob Melvin	James Hoye	May 9, 2009	Bob Geren	Paul Nauert
July 11, 2014	Nick Punto	James Hoye	August 21, 2008	Frank Thomas	Bill Hohn
June 21, 2014	Bob Melvin	Quinn Wolcott	June 24, 2008	Ty Van Burkleo	Jeff Nelson
June 14, 2014	Josh Donaldson	Hal Gibson	June 22, 2008	Mark Ellis	Lance Barksdale
June 8, 2014	Fernando Abad	Adrian Johnson	June 22, 2008	Bob Geren	Lance Barksdale
May 17, 2014	Scott Kazmir	Jerry Layne	Sept. 16, 2007	Nick Swisher	Chuck Meriwether
Aug. 14, 2013	Bob Melvin	Doug Eddings	August 23, 2007	Santiago Casilla	John Hirschbeck
May 29, 2013	Chip Hale	Brian Knight	August 18, 2007	Bob Geren	Mike Muchlinski
May 14, 2013	Bob Melvin	D.J. Reyburn	July 8, 2007	Joe Blanton	Tim McClelland
May 8, 2013	Bob Melvin	Angel Hernandez	May 1, 2007	Bob Geren	Charlie Relford
April 25, 2013	Curt Young	Jim Reynolds	Sept. 28, 2006	Milton Bradley	Wally Bell
April 13, 2013	Bob Melvin	Andy Fletcher	Sept. 22, 2006	Milton Bradley	Ron Kulpa
Sept. 18, 2012	Jesse Chavez	Jerry Meals	August 9, 2006	Milton Bradley	Paul Schrieber
June 23, 2012	Coco Crisp	Tony Randazzo	July 25, 2006	Justin Duchscherer	Mark Wegner
June 9, 2012	Bob Melvin	Tim McClelland	July 23, 2006	Frank Thomas	Adam Dowdy
May 19, 2012	Bob Melvin	James Hoye	July 9, 2006	Gerald Perry	Eric Cooper
May 17, 2012	Bob Melvin	Laz Diaz	May 2, 2006	Jason Kendall	Dale Scott
July 31, 2011	Ryan Sweeney	Dan Bellino	April 16, 2006	Jay Payton	Ed Rapuano
July 22, 2011	Gerald Perry	Marty Foster	Sept. 28, 2005	Mark Kotsay	Mike Everitt
June 16, 2011	Bob Melvin	Tim Tschida	May 9, 2005	Ken Macha	Mark Carlson
May 27, 2011	Bob Geren	Angel Campos	June 16, 2004	Arthur Rhodes	Bruce Dreckman
May 7, 2011	Josh Willingham	Bill Miller	April 19, 2004	Mark Kotsay	Paul Emmel
Sept. 12, 2010	Daric Barton	Hunter Wendelstedt	Sept. 6, 2003	Terry Francona	Hunter Wendelstedt
Aug. 3, 2010	Bob Geren	Gary Darling	Sept. 2, 2003	Terrence Long	Marvin Hudson
July 27, 2010	Jack Cust	Kerwin Danley	August 17, 2002	Jim Mecir	Rob Drake
July 20, 2010	Coco Crisp	Bob Davidson	August 17, 2002	Art Howe	Rob Drake
July 6, 2010	Daric Barton	Mike Winters	July 27, 2002	Art Howe	Kerwin Danley
June 23, 2010	Bob Geren	Jerry Crawford	May 23, 2002	Mike Magnante	Bruce Froemming
June 7, 2010	Jim Skaalen	Eric Cooper	April 24, 2002	Rick Peterson	Ed Montague
May 23, 2010	Bob Geren	Greg Gibson	August 26, 2001	Erik Hiljus	Chris Guccione
Sept. 22, 2009	Adam Kennedy	Eric Cooper	August 7, 2001	Ramon Hernandez	Kerwin Danley
August 16, 2009	Bob Geren	Gary Darling	July 26, 2001	Cory Lidle	Paul Emmel
July 28, 2009	Bob Geren	Adrian Johnson	May 16, 2001	Art Howe	Jeff Nelson

**RIGHT-HANDED PITCHER****Height/Weight:** 6-2 / 215**Bats/Throws:** Right / Right**Birthdate:** June 8, 1991**Opening Day Age:** 23**Birthplace/Resides:** West Palm Beach, Florida / Royal Palm Beach, Florida**Major League Service:** 27 days**Obtained:** Acquired from San Diego with Jesse Hahn for Derek Norris, Seth Streich and international bonus slot 117, December 18, 2014**Contract Status:** First year of a one-year contract through 2015**CAREER HIGHLIGHTS**

Was originally drafted by the Los Angeles Angels in the third round of the 2012 First-Year Player Draft but was traded twice in 2014...was dealt to San Diego as part of the Huston Street trade July 18 and came to Oakland as part of the Derek Norris trade December 18...is 7-5 with a 2.41 ERA in 98 career appearances, including two starts, in three professional seasons...has allowed a .197 (85-for-431) opponents batting average...has 178 strikeouts in 119.1 innings (13.42 per nine innings) and has surrendered just four home runs...was rated as the Angels eighth best prospect by *Baseball America* following the 2012 season and improved to fourth best following 2013...pitched for Mesa in the Arizona Fall League in 2013.

2014 HIGHLIGHTS

Began the season at Double-A Arkansas in the Los Angeles (AL) organization but was traded to the San Diego organization July 18 as part of the Huston Street trade...was assigned to Double-A San Antonio and combined for an 0-1 record, seven saves and a 1.25 ERA in 38 relief appearances before he was selected by the Padres Sept. 2...had no decisions, a 1.13 ERA and .115 opponents batting average in 10 relief appearances in his Major League debut...did not allow an extra base hit but issued five walks in 8.0 innings for a .273 on-base percentage...struck out nine...allowed a .111 (2-for-18) batting average against right-handed hitters compared to .125 (1-for-8) against left-handers...opponents hit .154 with runners in scoring position and were 0-for-6 with RISP and two outs...first batters faced were 1-for-8 (.125) with two walks...allowed 2-of-7 (28.6%) inherited runners to score...made his debut Sept. 3 against Arizona, allowing one run on one hit and two walks in 0.2 innings...did not allow a run over his final nine appearances (7.1 ip)...opponents went 2-for-24 (.083) over that season-ending stretch...recorded his first strikeout in his fourth outing Sept. 13 at Arizona when he fanned Alfredo Marte to lead off the bottom of the sixth...struck out a career-high three batters in a career-high tying 1.0 inning Sept. 23 against Colorado.

MINORS: Had a save and a 0.33 ERA in 21 relief appearances with Arkansas and was 0-1 with six saves and a 2.76 ERA in 17 outings for San Antonio...did not surrender a home run in 43.1 minor league innings...struck out 61 (12.67 per nine innings) and walked just 13 for a strikeout-to-walk ratio of 4.69...allowed a .192 opponents batting average, which included a .118 (10-for-85) mark against right-handed hitters compared to .288 (19-for-66) against left-handers...yielded a .189 average with runners in scoring position...opponents hit .297 when leading off an inning...converted 7-of-8 (87.5%) save opportunities...allowed 1-of-8 (12.5%) inherited runners to score...compiled a 0.31 ERA in innings six through eight...had a 3.00 ERA from the ninth inning on...tossed a season-high 2.2 scoreless innings May 3 at Northwest Arkansas...it was one of six outings of two or more innings, all of which came over his first 12 games...pitched one inning or fewer in 25 of his final 26 appearances...struck out a season-high five batters in 2.0 perfect innings May 12 against Northwest Arkansas...did not allow a run in 12 games (19.0 ip, 8 h, 5 bb, 28 so) before going on the disabled list May 18 with a strained right forearm...was reinstated June 25 and allowed an unearned run in 1.0 inning that day at Frisco...did not allow an earned run until July 4 against Frisco...walked the only two batters he faced that day and one scored...it was the only time he issued more than one walk in a game...recorded his only save with Arkansas July 13 against Springfield...did not allow a run over his final five outings with the Travelers (5.0 ip)...was traded to San Diego July 18 with three other minor leaguers (pitcher Elliot Morris and infielders Taylor Lindsey and Jose Rondon) for Huston Street and minor league pitcher Trevor Gott...was assigned to Double-A San Antonio and did not yield a run in his first seven games with the Missions (7.1 ip) for a

12.1-inning scoreless streak overall...the scoreless streak ended Aug. 8 at Northwest Arkansas when he was charged with his lone blown save of the season (1.0 ip, 2 h, 1 r, 1 er, 1 so)...had season highs in runs (3) and hits (4) and did not retire a batter Aug. 14 against Arkansas for his only decision of the season, a loss...it was the only time he allowed more than one run in a game.

CAREER

2013—Went 4-2 with four saves, a 2.96 ERA and .191 opponents batting average in 37 games, including two starts, in his first full professional season with Single-A Inland Empire...struck out 79 batters in 48.2 innings, an average of 14.61 strikeouts per nine innings...yielded just two home runs for a ratio of 0.37 per nine innings...allowed a .140 average against right-handed hitters compared to .268 against left-handers...surrendered both of his home runs to lefties...righties slugged just .178 and had a .439 OPS...opponents hit .159 when leading of an inning...compiled a 0.67 ERA in 19 appearances at home compared to a 5.82 ERA in 18 outings on the road...allowed 2-of-5 (40.0%) inherited runners to score...converted 4-of-6 (66.7%) save opportunities...had a 10.0-inning scoreless streak from April 26 to May 27...went 3-0 with a 0.90 ERA in eight relief appearances in May...struck out 20 batters in 10.0 innings...then went 0-1 with a save and a 1.93 ERA in seven games, including two starts, in June to earn Angels organizational Pitcher of the Month honors...made his only starts in consecutive outings on June 13 at High Desert and June 22 at Lake Elsinore...took the loss in the latter outing and had a 3.18 ERA in his two starts...was credited with his first professional save June 28 at Lake Elsinore (1.0 ip, 1 h, 1 r, 1 er, 1 so)...appeared in just one game from July 2 to 27 and it came on July 15 at Visalia (0.2 ip, 2 h, 3 r, 3 er, 1 bb, 1 so)...compiled a 1.69 ERA in 10 games in August...had two saves and a 4.50 ERA in six postseason appearances to help Inland Empire to the California League Championship (6.0 ip, 7 h, 3 r, 3 er, 2 bb, 7 so)...pitched for Mesa in the Arizona Fall League and had a loss and a 5.40 ERA in 10 relief appearances...was rated as the Angels fourth best prospect by *Baseball America* following the season.

2012—Made his professional debut with Single-A Cedar Rapids of the Midwest League, logging a 3-2 record and a 3.29 ERA in 23 relief appearances...struck out 38 in 27.1 innings, an average of 12.51 per nine innings...held the opposition to a .216 batting average, including .185 against right-handed hitters compared to .270 against left-handers...allowed all 16 of his runs in the eighth inning for an 8.71 ERA...logged a 1.93 ERA on the road compared to 4.73 at home...struck out the side in his professional debut June 13 against Burlington (1.0 ip, 3 so)...began his career with a six-game, 7.0-inning scoreless streak...was credited with his first professional win Aug. 17 against Quad Cities (2.0 ip, 2 h, 4 so)...was rated as the Angels eighth best prospect by *Baseball America* following the season.

PERSONAL/MISCELLANEOUS

Roy Emilio Alvarez was originally signed by Angels scout Ralph Reyes...attended Florida Atlantic University...was a first-team All-Sun Belt Conference selection as a junior in 2012 after going 5-0 with eight saves and a 0.76 ERA in 22 appearances...pitched for the Bourne Braves of the Cape Cod League in 2010 and 2011...graduated from Cardinal Newman HS.

LIFETIME PITCHING RECORD

Year	Club	W	L	ERA	G	GS	CG	SHO	SV	IP	H	R	ER	HR	HB	BB	IBB	SO	WP	BK
2012	Cedar Rapids	3	2	3.29	23	0	0	0	0	27.1	22	16	10	2	5	11	0	38	3	0
2013	Inland Empire	4	2	2.96	37	2	0	0	4	48.2	34	16	2	2	2	27	0	79	5	1
2014	Arkansas	0	0	0.33	21	0	0	0	1	27.0	13	2	1	0	3	10	2	38	0	0
	San Antonio	0	1	2.76	17	0	0	0	6	16.1	16	5	5	0	1	3	0	23	2	0
	SAN DIEGO	0	0	1.13	10	0	0	0	0	8.0	3	1	1	0	1	5	1	9	1	0
ML Totals		0	0	1.13	10	0	0	0	0	8.0	3	1	1	0	1	5	1	9	1	0
Minor League Totals		7	5	2.41	98	2	0	0	11	119.1	85	39	32	4	11	51	2	178	10	1

CAREER TRANSACTIONS

2012 — Selected by the Los Angeles Angels organization in the 3rd round of the First-Year Player Draft. **2014** — Traded to the San Diego Padres with minor league pitcher Elliot Morris and minor league infielders Taylor Lindsey and Jose Rondon for pitcher Huston Street and minor league pitcher Trevor Gott, July 18. Traded to the Oakland Athletics with pitcher Jesse Hahn for catcher Derek Norris, minor league pitcher Seth Streich and international bonus slot 117, December 18.

VS. THE NATIONAL LEAGUE

2014		CAREER												
ERA	W	L	S	G	IP	ER	vs. TEAM	ERA	W	L	S	G	IP	ER
3.86	0	0	0	3	2.1	1	Arizona	3.86	0	0	0	3	2.1	1
0.00	0	0	0	3	2.2	0	Colorado	0.00	0	0	0	3	2.2	0
0.00	0	0	0	1	1.0	0	Los Angeles	0.00	0	0	0	1	1.0	0
0.00	0	0	0	1	0.2	0	Philadelphia	0.00	0	0	0	1	0.2	0
0.00	0	0	0	2	1.1	0	San Francisco	0.00	0	0	0	2	1.1	0

MONTHLY BREAKDOWN

2014		CAREER												
ERA	W	L	S	G	IP	ER	by MONTH	ERA	W	L	S	G	IP	ER
1.13	0	0	0	10	8.0	1	September	1.13	0	0	0	10	8.0	1

PITCHING BREAKDOWN

2014		CAREER												
ERA	W	L	S	G	IP	ER	by CATEGORY	ERA	W	L	S	G	IP	ER
2.25	0	0	0	5	4.0	1	Home	2.25	0	0	0	5	4.0	1
0.00	0	0	0	5	4.0	0	Away	0.00	0	0	0	5	4.0	0
0.00	0	0	0	2	1.0	0	Day	0.00	0	0	0	2	1.0	0
1.29	0	0	0	8	7.0	1	Night	1.29	0	0	0	8	7.0	1
—	0	0	0	0	0.0	0	Pre-ASG	—	0	0	0	0	0.0	0
1.13	0	0	0	10	8.0	1	Post-ASG	1.13	0	0	0	10	8.0	1
—	0	0	0	0	0.0	0	Starter	—	0	0	0	0	0.0	0
1.13	0	0	0	10	8.0	1	Reliever	1.13	0	0	0	10	8.0	1

BALLPARK BREAKDOWN

	ERA	W	L	S	G	IP	ER
AT&T Park	0.00	0	0	0	1	0.1	0
Chase Field	0.00	0	0	0	2	1.2	0
Coors Field	0.00	0	0	0	1	1.0	0
Dodger Stadium	0.00	0	0	0	1	1.0	0
PETCO Park	2.25	0	0	0	5	4.0	1

FIELDING STATISTICS

Pitcher		Year	Pct.	G	PO	A	E	TC	DP
		2014	1.000	10	0	2	0	2	0
		Totals	1.000	10	0	2	0	2	0

ALVAREZ' CAREER BESTS

Low Hit Complete Game: None
Innings Pitched: 1.0 (five times), last: September 23, 2014
Strikeouts: 3, September 23, 2014 vs. Colorado
Pitches: 27, September 3, 2014 vs. Arizona
Longest Winning Streak: None
Longest Losing Streak: None
Longest Scoreless Streak: 7.1, September 5, 2014 to present

**CATCHER****Height/Weight:** 6-1 / 200**Bats/Throws:** Left / Right**Birthdate:** December 16, 1986**Opening Day Age:** 28**Birthplace/Resides:** Thousand Oaks, California / Simi Valley, California**Major League Service:** 156 days**Obtained:** Acquired from the Cincinnati Reds for international bonus slot 87, August 24, 2014**Contract Status:** First year of a one-year contract through 2015**NON-ROSTER INVITEE****CAREER HIGHLIGHTS**

Is a .206 (13-for-63) career hitter in 36 games in parts of four seasons in the majors with St. Louis (2010 and 2012), Chicago-AL (2013) and Oakland (2014)... is a .281 (797-for-2833) career hitter in 835 games over 10 seasons in the minors... was the starting catcher in the 2007 All-Star Futures Game at San Francisco... also played in the Futures Game in 2008 at New York (AL)... earned postseason All-Star honors in the Texas League in 2007 and the Midwest League in 2006.

2014 HIGHLIGHTS

Spent most of the season in the Cincinnati Reds farm system before he was traded to the A's Aug. 24 in a minor league transaction for international bonus slot 87... played in five games with Sacramento before he was selected by Oakland Sept. 1 when rosters expanded... appeared in just one game with the A's, grounding into a double play as a pinch hitter in the ninth inning Sept. 18 against Texas... hit a combined .320 with 10 home runs and 47 RBI in 78 games with Double-A Pensacola, Triple-A Louisville and Triple-A Sacramento... added 31 walks for a .397 on-base percentage... had a .538 slugging percentage... the on-base percentage and slugging percentage were career-highs and the batting average was his best since hitting .331 in his professional debut with Johnson City in 2005... reached double figures in home runs for the second time in his career (12 with Memphis in 2010)... batted .335 (67-for-200) with eight of his 10 home runs off right-handed pitching compared to .264 (14-for-53) against left-handers... had a .411 batting average over the first two innings of a game... hit .313 in the seventh inning or later... appeared in 65 games at catcher, seven at first base and four at designated hitter... was also 2-for-6 (.333) with a RBI as a pinch hitter... committed just three errors in 467 chances as a catcher for a .994 fielding percentage... tossed out 9-of-71 (12.7%) attempted base stealers... hit in every spot in the order except leadoff and saw his most action batting fifth (18), eighth (17) and sixth (15).

MINORS: Began the season at Pensacola where he hit .343 with five home runs and 19 RBI in 21 games... had a .427 on-base percentage and .643 slugging percentage... hit safely in a season-high six consecutive games from April 9 to 18 (7-for-23, .304)... drove in a run in five consecutive games from April 22 to 28 (11 RBI total)... connected for his lone two-homer game of the season April 25 against Mississippi... was promoted to Louisville May 5 and hit .302 with five home runs and 24 RBI in 52 games with the Bats... batted .417 with three of his five home runs during 10 day games... hit .313 over his first 23 games, .234 over a 16-game stretch from July 5 to Aug. 3 and .371 over his final games 13 games... went 3-for-4 with a season-high four RBI May 10 against Pawtucket... the hits matched his season high... was 3-for-4 with a season-high two doubles Aug. 14 at Scranton/Wilkes-Barre... was assigned to Sacramento following the Aug. 24 trade and hit safely in all five of his games with the River Cats, going 8-for-21 (.381) with four RBI.

CAREER

2013—Spent the entire regular season at Triple-A Charlotte where he batted .224 with seven home runs and 26 RBI in 64 games... earned a September promotion to Chicago (AL) and went 1-for-18 (.056) with a double and two RBI in 10 games with the White Sox... all 10 of his games came as a catcher, including six starts... opponents were successful in all three of their stolen base attempts off him... went 0-for-his-first-14, which was the longest hitless streak of his career, before delivering a two-run double in the ninth inning at Detroit Sept. 21 for his lone hit of the season... hit .224 with seven home runs and 26 RBI in 64 games with Charlotte... batted .260 with all seven of his home runs and 25 of his 26 RBI

against right-handed pitching compared to .125 against left-handers...hit .189 at home, .250 on the road...combined for a .175 batting average in April and May, hit .270 in June, .340 in July and .152 in August...hit .300 with a .391 on-base percentage when leading off an inning...had a .159 batting average with runners in scoring position...appeared exclusively at catcher on defense, where he played 42 games...tossed out 15-of-70 (21.4%) attempted base stealers...also made one start at designated hitter and doubled in his only at bat as a pinch hitter...hit two home runs and drove in a season-high four runs May 18 at Buffalo...had a season-high 10-game hitting streak from June 19 to July 12 (14-for-36, .389).

2012—Spent most of the season with Triple-A Memphis, but appeared in 10 games with St. Louis (two stints)...was recalled by the Cardinals July 6 and optioned July 8 without making an appearance...was recalled a second time Aug. 29 and spent the remainder of the season with St. Louis...made one start each at catcher and first base...went 1-for-5 (.200) as a pinch-hitter...recorded his first Major League stolen base Sept. 8 vs. Milwaukee...ranked second in the Pacific Coast League with a .994 fielding percentage...threw out 27.7 percent (23-of-83) of attempted basestealers...hit .249 with five home runs and 28 RBI against right-handers compared to .160 vs. lefties...was a .261 hitter on the road, compared to .182 at home...tied a Memphis club record with six hits May 24 at Tucson...hit two home runs Aug. 5 at Fresno.

2011—Played the entire season with Triple-A Memphis where he batted .281 with eight home runs and 37 RBI in 98 games...his 92 games at catcher were the second-most in the Pacific Coast League...threw out 23.5 percent (24-of-102) of attempted basestealers...hit .335 on the road...seven of his eight home runs came against left-handers...posted a seven-game hitting streak from Aug. 3-12 (14-for-30, .467, including six consecutive multi-hit efforts).

2010—Appeared in 15 games, seven starts, over two stints with St. Louis...went 6-for-24 (.250) as a catcher and 3-for-8 (.375) as a pinch-hitter...was recalled from Triple-A Memphis for the first time April 14...made his Major League debut April 15 vs. Houston...registered his first ML hit April 20 at Arizona, a single off Dan Haren...collected his first RBI April 26 vs. Atlanta before being optioned back to Memphis following the game...was recalled for the remainder of the season Aug. 18...hit a career-high 12 home runs over 82 games with Memphis...threw out 31.4 percent (16-of-51) of attempted basestealers, the second-best mark in the PCL...was named the Cardinals Minor League Player of the Month for June after hitting .344 with four home runs and 14 RBI.

2009—Batted .251 with five home runs and 13 RBI in 58 games between Memphis and the Gulf Coast League Cardinals...missed the final 71 games of the season due to a separated left shoulder...threw out 27.8 percent (15-of-54) of attempted basestealers...appeared in 14 games with Surprise in the Arizona Fall League.

2008—Appeared in 92 games between Double-A Springfield and Memphis, batting .308 with four home runs, 41 RBI and 39 runs scored...played for Team USA in the Futures Game at Yankee Stadium...earned Texas League Player of the Week honors for April 14-20...entered the season rated by *Baseball America* as the No. 5 prospect in the Cardinals organization.

2007—Spent the entire season with Springfield...his .298 average ranked fifth in the Texas League...was named to the Texas League mid and postseason All-Star teams...was the starting catcher in the Futures Game at AT&T Park in San Francisco...entered the season ranked by *Baseball America* as the No. 3 prospect in the St. Louis organization.

2006—Was named to the Midwest League mid and postseason All-Star teams in his first season with Single-A Quad Cities...was the starting catcher for the West All-Stars at the MWL All-Star Game...threw out 36 percent (50-of-139) of attempted basestealers.

2005—Made his professional debut with rookie Johnson City...his .331 average was the highest among all Cardinals short-season players...batted .397 with four homers, 26 RBI and 16 runs scored in August.

PERSONAL/MISCELLANEOUS

Bryan Douglas Anderson...was a member of the gold-medal winning Team USA at the 2007 Baseball Federation World Cup in Chinese Taipei...is a 2005 graduate of Simi Valley (Calif.) High school...

committed to play baseball at the University of Arizona before signing with St. Louis...threw out 89.7 percent (44-of-49) of attempted basestealers and registered 36 pickoffs over his final two seasons at Simi Valley.

LIFETIME PLAYING RECORD

Year	Club	AVG.	G	AB	R	H	2B	3B	HR	RBI	SH	SF	HP	BB	SO	SB	CS	SLG	OBP	E
2005	Johnson City	.331	51	154	28	51	8	1	6	36	1	5	1	15	29	6	1	.513	.383	3
2006	Quad Cities	.302	109	381	50	115	29	3	3	51	1	2	5	42	66	2	6	.417	.377	6
2007	Springfield	.298	103	389	51	116	15	1	6	53	2	6	2	32	77	0	1	.388	.350	7
2008	Springfield	.388	19	80	12	31	5	0	2	14	1	1	0	4	12	0	0	.525	.412	2
	Memphis	.281	73	235	27	66	13	2	2	27	5	2	1	32	46	2	0	.379	.367	8
2009	Memphis	.245	53	163	22	40	7	3	4	11	0	0	1	10	42	1	0	.399	.293	4
	GCL Cardinals	.313	5	16	3	5	0	0	1	2	0	0	0	4	4	1	0	.500	.450	1
2010	Memphis	.270	82	270	39	73	12	0	12	42	0	2	3	27	54	0	0	.448	.341	5
	ST. LOUIS	.281	15	32	1	9	2	0	0	4	0	1	1	1	7	0	0	.344	.314	1
2011	Memphis	.281	98	335	39	94	19	0	8	37	0	2	5	36	76	1	1	.409	.357	8
2012	Memphis	.225	100	347	35	78	12	1	6	35	1	4	4	36	89	0	0	.317	.302	5
	ST. LOUIS	.250	10	12	2	3	1	0	0	0	0	0	1	1	6	1	0	.333	.357	1
2013	Charlotte	.224	64	210	26	47	14	1	7	26	0	1	0	24	60	2	0	.400	.302	2
	CHICAGO (AL)	.105	10	18	1	1	1	0	0	2	0	0	0	1	5	0	0	.111	.105	1
2014	Pensacola	.343	21	70	11	24	2	2	5	19	0	1	0	11	14	0	1	.643	.427	2
	Louisville	.302	52	162	20	49	12	1	5	24	3	1	2	19	29	0	1	.481	.380	2
	Sacramento	.381	5	21	4	8	3	1	0	4	0	1	1	1	7	0	0	.619	.417	0
	OAKLAND	.000	1	1	0	0	0	0	0	0	0	0	0	0	0	0	0	.000	.000	0
AL Totals		.053	11	19	1	1	1	0	0	2	0	0	0	1	5	0	0	.105	.100	1
NL Totals		.273	25	44	3	12	3	0	0	4	0	1	2	2	13	1	0	.341	.327	2
ML Totals		.206	36	63	4	13	4	0	0	6	0	1	2	3	18	1	0	.270	.261	3
Minor League Totals		.281	835	2833	367	797	151	16	67	381	14	28	25	293	605	15	11	.417	.351	53

CAREER TRANSACTIONS

2005 — Selected by the St. Louis Cardinals organization in the 4th round of the First-Year Player Draft. **2012** — Elected free agency, November 2; signed by the Chicago White Sox to a minor league contract, November 11. **2013** — Elected free agency, October 4. **2014** — Signed by the Cincinnati Reds to a minor league contract, January 29. Traded to the Oakland Athletics for international bonus slot 87, August 24.

VS. THE AMERICAN LEAGUE

2014					CAREER					
AVG.	AB	H	HR	RBI	vs. TEAM	AVG.	AB	H	HR	RBI
—	0	0	0	0	Baltimore	.000	6	0	0	0
—	0	0	0	0	Cleveland	.000	1	0	0	0
—	0	0	0	0	Detroit	.250	4	1	0	2
—	0	0	0	0	Houston	.000	1	0	0	0
—	0	0	0	0	Kansas City	.000	3	0	0	0
—	0	0	0	0	Minnesota	.000	4	0	0	0
.000	1	0	0	0	Texas	.000	1	0	0	0

VS. THE NATIONAL LEAGUE

2014					CAREER					
AVG.	AB	H	HR	RBI	vs. TEAM	AVG.	AB	H	HR	RBI
—	0	0	0	0	Arizona	.250	4	1	0	0
—	0	0	0	0	Atlanta	.500	2	1	0	1
—	0	0	0	0	Chicago	.000	4	0	0	1
—	0	0	0	0	Cincinnati	.250	4	1	0	0
—	0	0	0	0	Colorado	—	0	0	0	0
—	0	0	0	0	Los Angeles	.000	1	0	0	0
—	0	0	0	0	Miami	—	0	0	0	0
—	0	0	0	0	Milwaukee	.667	3	2	0	0
—	0	0	0	0	New York	.000	1	0	0	0
—	0	0	0	0	Philadelphia	—	0	0	0	0
—	0	0	0	0	Pittsburgh	.385	13	5	0	2
—	0	0	0	0	St. Louis	—	0	0	0	0
—	0	0	0	0	San Diego	.000	1	0	0	0
—	0	0	0	0	San Francisco	—	0	0	0	0
—	0	0	0	0	Washington	.200	10	2	0	0

MONTHLY BREAKDOWN

2014					CAREER					
AVG.	AB	H	HR	RBI	by MONTH	AVG.	AB	H	HR	RBI
—	0	0	0	0	April	.286	7	2	0	1
—	0	0	0	0	May	—	0	0	0	0
—	0	0	0	0	June	—	0	0	0	0
—	0	0	0	0	July	—	0	0	0	0
—	0	0	0	0	August	.308	13	4	0	1
.000	1	0	0	0	September	.154	39	6	0	4
—	0	0	0	0	October	.250	4	1	0	0

BATTING BREAKDOWN

2013					CAREER					
AVG.	AB	H	HR	RBI	by CATEGORY	AVG.	AB	H	HR	RBI
.000	1	0	0	0	Home	.208	24	5	0	2
—	0	0	0	0	Away	.205	39	8	0	4
.000	1	0	0	0	Day	.111	18	2	0	2
—	0	0	0	0	Night	.244	45	11	0	4
—	0	0	0	0	Pre-ASG	.286	7	2	0	1
.000	1	0	0	0	Post-ASG	.196	56	11	0	5
—	0	0	0	0	vs. LHP	.429	7	3	0	1
.000	1	0	0	0	vs. RHP	.179	56	10	0	5
—	0	0	0	0	RISP	.385	13	5	0	6
—	0	0	0	0	Bases Loaded	.333	3	1	0	1
.000	1	0	0	0	Pinch Hitter	.286	14	4	0	2
—	0	0	0	0	Designated Hitter	—	0	0	0	0

BALLPARK BREAKDOWN

	AVG.	AB	H	HR	RBI
Busch Stadium	.333	15	5	0	2
Camden Yards	.000	6	0	0	0
Chase Field	.250	4	1	0	0
Comerica Park	.250	4	1	0	2
Dodger Stadium	.000	1	0	0	0
Miller Park	1.000	1	1	0	0
Minute Maid Park	—	0	0	0	0
Nationals Park	.200	10	2	0	0
O.co Coliseum	.000	1	0	0	0
PETCO Park	.000	1	0	0	0
PNC Park	.375	8	3	0	1
Progressive Field	—	0	0	0	0
Turner Field	.000	1	0	0	0
U.S. Cellular Field	.000	8	0	0	0
Wrigley Field	.000	3	0	0	1
Yankee Stadium	—	0	0	0	0

FIELDING STATISTICS

Catcher

YEAR	PCT.	G	PO	A	E	TC	DP	PB
2010	.978	8	40	4	1	45	0	0
2012	1.000	2	9	0	0	9	0	0
2013	.981	10	49	2	1	52	0	0
Totals	.981	20	98	6	2	106	0	0

First Baseman

YEAR	PCT.	G	PO	A	E	TC	DP
2012	.857	1	5	1	1	7	1
Totals	.857	1	5	1	1	7	1

ANDERSON'S CAREER BESTS

Hits: 2, September 29, 2012 vs. Pittsburgh

Home Runs: None

Runs Batted In: 2, September 21, 2013 at Detroit

Stolen Bases: 1, September 8, 2012 vs. Milwaukee

Hitting Streak: 5, April 20 to August 27, 2010

Hitless Streak (At Bats): 14, September 5 to 21, 2013

Game Ending RBI: None

Grand Slams: None

Pinch-Hit Home Runs: None.

Inside-The-Park Home Runs: None.

Lead Off Home Runs: None.

**RIGHT-HANDED PITCHER****Height/Weight:** 6-5 / 210**Bats/Throws:** Right / Right**Birthdate:** February 22, 1989**Opening Day Age:** 26**Birthplace/Resides:** Toledo, Ohio / Curtice, Ohio**Major League Service:** 30 days**Obtained:** Acquired from the Chicago White Sox with Josh Phegley, Rangel Ravelo and Marcus Semien for Jeff Samardzija and Michael Ynoa, December 9, 2014**Contract Status:** First year of a one-year contract through 2015**CAREER HIGHLIGHTS**

Compiled a 22-10 record, five saves and a 2.97 ERA (105 er in 318.0 ip) in 96 games, 44 starts, in four seasons in the Chicago (AL) farm system before making his Major League debut with the White Sox late in the 2014 season...went 1-1 with a 3.95 ERA in six games, including five starts...pitched for Glendale in the Arizona Fall League following the 2013 and 2014 seasons...led the White Sox farm system with 138 strikeouts in 2013...was a member of the Southern League Champions at Double-A Birmingham in 2013.

2014 HIGHLIGHTS

Made his Major League debut with the Chicago White Sox, going 1-1 with a 3.94 ERA in six games, five starts...did not allow a home run in 29.2 innings...allowed just eight extra base hits, all doubles, for a .353 opponents slugging percentage...opponents hit .286, including .250 (14-for-56) by right-handed hitters compared to .317 (20-for-63) by left-handers...yielded a .244 batting average with runners in scoring position, including .167 with RISP and two outs...allowed a .387 average to batters leading off an inning...was selected from Double-A Birmingham Aug. 30 and made his debut with a start that day in the second game of a doubleheader against Detroit...was the losing pitcher in the White Sox 8-4 loss (6.1 ip, 7 h, 5 r, 5 er, 4 bb, 4 so)...faced Kyle Ryan, who also made his debut, marking the second game in White Sox history to feature two starting pitchers making their ML debut (also Sept. 21, 1963 at Detroit; Fritz Ackley vs. Denny McClain)...was optioned to Triple-A Charlotte following the game but returned to Chicago Sept. 2...made his only relief appearance in his first game following his return at Minnesota Sept. 3 (1.0 ip, 2 h, 1 r, 1 er, 1 bb, 2 so)...finished the season with four starts, including his first win Sept. 22 at Detroit when he combined with Jake Petricka on a 2-0 six-hit shutout...tossed 7.2 innings and allowed six of the hits.

MINORS: Began the season on the disabled list with a broken right finger and missed the first three and one-half months of the season...began a three-game rehab assignment with the White Sox affiliate in the Arizona Rookie League July 12 and was reinstated from the DL and sent to Double-A Birmingham July 26...combined for a 3-1 record and a 2.08 ERA in nine games, eight starts, with the two clubs...struck out 49 in 43.1 innings, an average of 10.18 per nine innings...surrendered just two home runs...allowed a .217 opponents batting average, including .163 (14-for-86) against right-handed hitters compared to .280 (21-for-75) against left-handers...yielded both of his home runs and nine of his 11 extra base hits to lefties...also issued 16 of his 17 walks to lefties...had a .356 OPS against righties compared to .873 against lefties...opponents batted .191 with runners in scoring position...compiled a 2.87 ERA in innings one through four...did not allow a run from the fifth inning on (12.0 ip)...did not allow a run in his first two rehab starts (5.0 ip) before allowing four runs in 3.2 innings in his final outing July 22 at the Diamondbacks...tossed 5.0 shutout innings and allowed just one hit in his first Double-A start July 29 against Tennessee but had a no decision in a 3-2 win...was named Southern League Pitcher of the Week for the week of Aug. 4-10 after picking up his first win with 6.0 shutout innings Aug. 9 against Huntsville...struck out a season-high 11 and allowed just three hits...the 11 strikeouts were the most by a Barons pitcher since Jack Egbert in April 2007...that began a three-start stretch during which he went 3-0 with a 0.45 ERA and 28 strikeouts in 20.0 innings...took the loss in his final Double-A start Aug. 25 at Mississippi (3.2 ip, 9 h, 6 r, 3 er, 3 bb, 1 so)...pitched for Glendale in the Arizona Fall League following the season and was named to the AFL Top Prospects Team after going 1-1 with a 0.69 ERA in six relief appearances...struck out 22 and walked just three in 13.0 innings while holding the opposition to a .184 batting average.

CAREER

2013—Combined to go 11-4 with a 3.08 ERA and 138 strikeouts over 26 starts between Single-A Winston-Salem and Double-A Birmingham...ranked among White Sox organizational leaders in strikeouts (1st), ERA (4th), wins (t-5th) and innings pitched (7th)...led the Dash with 101 strikeouts...recorded a sub-3.00 ERA in April (2.10), June (2.97) and August (1.76)...limited righties to a .197 average and lefties to a .257 mark...went 4-0 with a 1.71 ERA and 41 strikeouts over his first seven starts...struck out a season-high 10 batters June 29 at Frederick (6.0 ip)...was promoted to Birmingham July 16...helped guide the Barons to the Southern League Championship...went 2-0 with a 0.71 ERA over two starts in the SL playoffs...appeared in 10 games with the Glendale Desert Dogs of the Arizona Fall League, going 1-0 with a 0.90 ERA and nine strikeouts in 10.0 innings.

2012—Spent the season with Single-A Winston-Salem...led the Dash in appearances (38)...18 of his 38 appearances were scoreless...went 1-2 with a 2.98 ERA and four saves in 28 relief appearances, compared to 4-2 with a 4.25 ERA over 10 starts...held right-handers to a .200 average...lefties hit .257...posted a 1.75 ERA over his first 17 games of the season...went 3-3 in save opportunities from June 12-30...struck out a season-high eight batters Aug. 22 at Lynchburg.

2011—Went a combined 3-1 with a 1.82 ERA and 41 strikeouts in 23 games with Advanced Rookie Bristol, Single-A Kannapolis and Winston-Salem...began the season with Bristol, making scoreless appearances in five of his first six games...was promoted to Winston-Salem July 8 and then sent to Kannapolis July 13...made five consecutive scoreless appearances from July 13 to 28 (8.2 ip).

PERSONAL/MISCELLANEOUS

Christopher M. Bassitt was originally signed by White Sox scout Phil Gulley...attended the University of Akron and earned All-Mid American Conference honors in 2011...graduated from Genoa Area (Ohio) High School in 2007, where he earned all-league honors in baseball and basketball...helped lead the baseball team to consecutive league titles during his junior and senior seasons.

LIFETIME PITCHING RECORD

Year	Club	W	L	ERA	G	GS	CG	SHO	SV	IP	H	R	ER	HR	HB	BB	IBB	SO	WP	BK
2011	Bristol	0	0	1.08	6	0	0	0	0	8.1	9	1	1	0	0	2	0	11	0	0
	Winston-Salem	0	0	5.40	1	0	0	0	0	1.2	2	1	1	0	1	0	0	1	0	0
	Kannapolis	3	1	1.82	16	0	0	0	1	24.2	18	6	5	1	2	6	0	29	4	0
2012	Winston-Salem	5	4	3.66	38	10	0	0	4	91.0	74	45	37	6	4	54	1	75	3	0
2013	Winston-Salem	7	2	3.46	18	18	0	0	0	101.1	90	50	39	9	5	42	0	101	7	0
	Birmingham	4	2	2.27	8	8	0	0	0	47.2	35	16	12	2	4	17	0	37	1	0
2014	AZL White Sox	0	0	4.15	3	2	0	0	0	8.2	9	4	4	0	1	3	0	13	1	0
	Birmingham	3	1	1.56	6	6	0	0	0	34.2	26	10	6	2	2	14	0	36	0	0
	CHICAGO (AL)	1	1	3.94	6	5	0	0	0	29.2	34	13	13	0	3	13	1	21	0	0
ML Totals		1	1	3.94	6	5	0	0	0	29.2	34	13	13	0	3	13	1	21	0	0
Minor League Totals		22	10	2.97	96	44	0	0	5	318.0	263	133	105	20	19	138	1	303	16	0

CAREER TRANSACTIONS

2011 — Selected by the Chicago White Sox organization in the 16th round of the First-Year Player Draft. **2014** — Traded to the Oakland Athletics with catcher Josh Phegley and infielders Rangel Ravelo and Marcus Semien for pitchers Jeff Samardzija and Michael Ynoa, December 9.

VS. THE AMERICAN LEAGUE

2014											CAREER				
ERA	W	L	S	G	IP	ER	vs. TEAM	ERA	W	L	S	G	IP	ER	
3.21	1	1	0	2	14.0	5	Detroit	3.21	1	1	0	2	14.0	5	
6.23	0	0	0	2	8.2	6	Kansas City	6.23	0	0	0	2	8.2	6	
9.00	0	0	0	1	1.0	1	Minnesota	9.00	0	0	0	1	1.0	1	
1.50	0	0	0	1	6.0	1	Oakland	1.50	0	0	0	1	6.0	1	

MONTHLY BREAKDOWN

2014											CAREER				
ERA	W	L	S	G	IP	ER	by MONTH	ERA	W	L	S	G	IP	ER	
7.11	0	1	0	1	6.1	5	August	7.11	0	1	0	1	6.1	5	
3.09	1	0	0	5	23.1	8	September	3.09	1	0	0	5	23.1	8	

PITCHING BREAKDOWN

2014											CAREER				
ERA	W	L	S	G	IP	ER	by CATEGORY	ERA	W	L	S	G	IP	ER	
4.67	0	1	0	3	17.1	9	Home	4.67	0	1	0	3	17.1	9	
2.92	1	0	0	3	12.1	4	Away	2.92	1	0	0	3	12.1	4	
5.40	0	0	0	1	5.0	3	Day	5.40	0	0	0	1	5.0	3	
3.65	1	1	0	5	24.2	10	Night	3.65	1	1	0	5	24.2	10	
—	0	0	0	0	0.0	0	Pre-ASG	—	0	0	0	0	0.0	0	
3.94	1	1	0	6	29.2	13	Post-ASG	3.94	1	1	0	6	29.2	13	
3.77	1	1	0	5	28.2	12	Starter	3.77	1	1	0	5	28.2	12	
0.00	0	0	0	1	1.0	0	Reliever	9.00	0	0	0	1	1.0	1	

BASSITT'S 2014 STARTS

Date	Opponent	Score	Dec	ERA*	IP	H	R	ER	BB	SO	HR	#PIT
Aug. 30	Detroit	4-8	L	7.11	6.1	7	5	5	4	4	0	106
Sept. 10	Oakland	2-1	—	4.73	6.0	5	1	1	2	5	0	95
Sept. 16	at Kansas City	7-5	—	5.29	3.2	6	3	3	4	2	0	94
Sept. 22	at Detroit	2-0	W	3.65	7.2	6	0	0	1	3	0	103
Sept. 28	Kansas City	4-6	—	3.94	5.0	8	3	3	1	5	0	97

*indicates overall ERA

BALLPARK BREAKDOWN

	ERA	W	L	S	G	IP	ER
Comerica Park	0.00	1	0	0	1	7.2	0
Kauffman Stadium	7.36	0	0	0	1	3.2	3
Target Field	9.00	0	0	0	1	1.0	1
U.S. Cellular Field	4.67	0	1	0	3	17.1	9

FIELDING STATISTICS

Pitcher	Year	Pct.	G	PO	A	E	TC	DP
	2014	1.000	6	1	4	0	5	0
Totals		1.000	6	1	4	0	5	0

BASSITT'S CAREER BESTS

Low Hit Complete Game: None
Innings Pitched: 7.2, September 22, 2014 at Detroit.
As reliever: 1.0, September 3, 2014 at Minnesota
Strikeouts: 5, September 28, 2014 vs. Kansas City.
As reliever: 2, September 3, 2014 at Minnesota
Pitches: 106, August 30, 2014 vs. Detroit
Longest Winning Streak: 1, September 22, 2014 to present
Longest Losing Streak: 1, August 30, 2014
Longest Scoreless Streak: 9.1, September 16 to 28, 2014

**CATCHER****Height/Weight:** 6-1 / 190**Bats/Throws:** Right / Right**Birthdate:** October 18, 1989**Opening Day Age:** 25**Birthplace/Resides:** Argyle, Texas / Argyle, Texas**Major League Service:** None**Obtained:** Signed to a minor league contract, November 12, 2014**Contract Status:** First year of a one-year contract through 2015**NON-ROSTER INVITEE****CAREER HIGHLIGHTS**

Spent the first seven seasons of his professional career with the Boston Red Sox organization but appeared in just 273 games due to six stints on the disabled list...is a .239 career hitter with 129 RBI...99 of his 213 career hits are for extra bases (66 doubles, eight triples, 25 home runs)...has played in just 17 games above Single-A, all of which came with Portland in 2014...had two stints on the DL in both 2013 and 2014...has tossed out 41-of-117 (35.0%) attempted base stealers over the last two years...played in just 58 games over his first three seasons from 2008 to 2010.

2014 HIGHLIGHTS

Began the season at Single-A Salem and hit .261 with nine home runs and 41 RBI in 67 games before making his Double-A debut with Portland in August...batted .288 with two home runs and eight RBI in 17 games with the Sea Dogs and hit a combined .266 in 84 games overall...added 58 walks for a .387 on-base percentage...had career highs in games, at bats (297), runs (51), hits (79), doubles (25), home runs (11), RBI (49), walks, strikeouts (107) and extra base hits (39) and matched his high in triples (3)...batted .270 (65-for-241) against right-handed pitching compared to .250 (14-for-56) against left-handers...hit .228 with runners in scoring position, including .154 with RISP and two outs...had a .298 batting average and 10 of his 11 home runs on the road...hit a combined .233 in his home ballparks...batted .361 in the first inning and .344 in the ninth inning or later...five of his 11 home runs came in the eighth inning or later...appeared exclusively at catcher on defense and committed nine errors in 66 games (.984 fielding percentage)...tossed out 27-of-84 (32.1%) attempted base stealers...also hit .180 in 18 games at designated hitter...hit in every spot in the order from third through sixth, including 30 games batting fifth, 26 batting fourth and 15 each in the three and six spots...had a .330 batting average when hitting clean-up.

MINORS: Had a 0-for-21 streak from April 6 to 13...hit .200 over a 21-game stretch from April 16 to June 1 but each of his 15 hits over that span were for extra bases (11 doubles, four home runs)...finished April with a .156 batting average but eight of his 10 hits in the month were for extra bases (four doubles, one triple, three home runs)...then hit .184 with 10 RBI in 11 games in May...went 2-for-3 with a grand slam and a season-high six RBI May 8 against Carolina...also scored a season-high three runs in that game...reached base safely in 28 consecutive games from May 20 to July 18, which was the second longest streak in the Carolina League in 2014...batted .394 with a .500 on-base percentage during the streak...drove in a run in eight consecutive games from May 20 to June 12 (16 RBI total)...was batting .167 with four home runs and 20 RBI in 29 games when he was placed on the disabled list May 22 with a sprained left foot...was reinstated May 31 and had a season-high five RBI in his first game back June 1 at Potomac...collected four of his five three-hit games over a seven-game stretch from June 7 to 15...had 35 RBI over his first 36 games through June 12...then drove in just 14 runs over his final 48 contests...batted .471 with three home runs and 16 RBI in 14 games in June before going on the DL for a second time June 24 with a sprained left knee...was reinstated July 1 and hit .247 with two home runs and five RBI over his final 24 games with Salem...hit safely in each of his final four contests with the Red Sox and each of his first six with Portland following an Aug. 5 promotion...had a season-high 10-game hitting streak overall (10-for-34, .294)...batted .313 over his first 13 games with the Sea Dogs...then went 2-for-11 (.182) over his final four contests...hit .278 (5-for-18) with a home run, two RBI and two walks in five postseason games for Portland.

CAREER

2013—Batted .250 with four home runs and 13 RBI in 41 games with Single-A Salem...also went 2-for-8 (.250) during a three-game rehab assignment with Short Season Single-A Lowell...missed nearly two months of the season due to two stints on the disabled list...hit .269 with all four of his home runs and 12 of his 14 RBI against right-handed pitching compared to .179 against left-handers...slugged .500 against righties, .250 against lefties...batted .344 with a .475 on-base percentage when leading off an inning...had a .381 batting average in the ninth inning or later...appeared in 31 games at catcher and committed just one error in 215 total chances for a .995 fielding percentage...tossed out 14-of-33 (42.4%) attempted base stealers...also hit .211 in 14 games at designated hitter...hit in every spot in the order except first through third and saw his most playing time with 16 games batting eighth...went 2-for-11 (.182) over his first five games before going on the disabled list April 15 with a left hand laceration...was reinstated April 22 and hit .379 over his first 11 games following his return to lift his average to .325...hit safely in a season-high five consecutive games from May 12 to 21 (8-for-15, .533) and collected six of his 14 RBI over that span...had season highs in runs (3), hits (2) and RBI (3) May 17 against Frederick...was batting .297 when he went on the disabled for a second time June 13 with a right hand contusion...was sent to Lowell for a three-game rehab assignment July 19...was reinstated from the DL July 24 and hit .200 with two home runs and six RBI over his final 16 games.

2012—Spent the entire season at Single-A Salem where he batted .206 with three home runs and 24 RBI in 51 games...also had two stints with Triple-A Pawtucket from May 19 to 20 and Aug. 1 to 2 but did not appear in a game...hit .290 against left-handed pitching compared to .187 with all three of his home runs against right-handers...had a .271 average with runners in scoring position...batted .298 in April and May, .157 from June 1 through the end of the season...appeared exclusively at catcher on defense (36 games)...tossed out 10-of-48 (20.8%) attempted base stealers...also played in 15 games as the designated hitter and doubled in his only pinch hitting appearance...hit in each of the bottom four spots in the order...recorded his first career triple April 18 against Lynchburg and had a career-high three for the season...stole the first base of his career May 12 at Myrtle Beach...batted .306 in May...hit his first home run July 1 and clubbed all three of his home runs over his final 23 games...had a season-best six-game hitting streak from Aug. 9 to 17 (7-for-18, .389).

2011—Batted .190 with three home runs and nine RBI in 33 games with Single-A Greenville...missed over a month of the season with a fractured left hamate bone...went 3-for-13 (.231) on a three-game rehab assignment with Lowell and combined for a .195 batting average overall...hit .200 against left-handed pitching compared to .193 against right-handers...batted .308 with two of his three home runs and five of his nine RBI in seven day games...committed one error in 34 games behind the plate for a .996 fielding percentage...tossed out 9-of-43 (20.9%) attempted base stealers...also went 1-for-6 (.167) in two games at designated hitter...was batting .212 with no RBI in 10 games when he was placed on the disabled list May 9...began a rehab assignment with Lowell June 17 and was reinstated from the DL June 23...drove in all nine of his runs over a 12-game stretch from June 27 to Aug. 7...hit all three of his home runs over an eight-game stretch from July 17 to Aug. 7.

2010—Began the season in extended spring training for the second consecutive season and joined Single-A Lowell of the New York-Penn League when their season opened in June...went 0-for-2 June 18 at Vermont and then went on the disabled list June 22...had surgery on his left thumb...was sent to the Red Sox affiliate in the Gulf Coast League Aug. 4 for a rehab assignment and hit .269 with a home run and three RBI in eight games...was reinstated from the DL Aug. 20 and went 2-for-10 (.200) in three games with Lowell...had a .237 batting average with a home run and four RBI in 12 games overall...tossed out 1-of-8 (12.5%) attempted base stealers.

2009—Started the year in extended spring training...hit .210 with two home runs and 20 RBI in 39 games with the Red Sox affiliate in the Gulf Coast Rookie League...was promoted to Short-Season Single-A Lowell Sept. 1 and went 1-for-2 with a walk in one game...combined for a .214 batting average overall...led the Gulf Coast League in sacrifice flies (7)...hit .229 against right-handed pitching, .117 against left-handers...batted .353 with a .405 on-base percentage when leading off an inning...appeared in 21 games at catcher and 11 at third base...tossed out 6-of-37 (16.2%) attempted base stealers.

2008—Signed with Boston Aug. 15 and made his professional debut with the Gulf Coast League Red Sox...went 9-for-22 (.409) with a home run and nine RBI in six games...appeared exclusively at third

base on defense (six games)...went 2-for-4 with a grand slam and five RBI in his professional debut in the first game of an Aug. 24 doubleheader at the Reds...hit safely in all six games.

PERSONAL/MISCELLANEOUS

Carson Blair was originally signed by Red Sox scout Jim Robinson...hit .384 as a senior at Liberty Christian (TX) School in 2008.

LIFETIME PLAYING RECORD

Year	Club	AVG.	G	AB	R	H	2B	3B	HR	RBI	SH	SF	HP	BB	SO	SB	CS	SLG	OBP	E
2008	GCL Red Sox	.409	6	22	2	9	1	0	1	9	0	1	0	0	5	0	0	.591	.391	1
2009	GCL Red Sox	.210	39	124	15	26	8	0	2	20	0	7	0	16	46	0	1	.323	.286	5
	Lowell	.500	1	2	0	1	1	0	0	0	0	0	0	1	1	0	0	1.000	.667	1
2010	Lowell	.167	4	12	0	2	0	0	0	1	0	0	0	1	5	0	0	.167	.231	0
	GCL Red Sox	.269	8	26	7	7	1	0	1	3	0	0	4	10	0	0	0	.423	.367	1
2011	Greenville	.190	33	100	12	19	8	0	3	9	0	1	0	14	40	0	0	.360	.287	1
	Lowell	.231	3	13	1	3	1	0	0	0	0	0	0	6	0	0	0	.308	.231	0
2012	Salem	.206	51	165	25	34	11	3	3	24	0	3	2	21	48	2	3	.364	.298	4
2013	Salem	.250	41	124	21	31	9	2	4	13	0	0	1	23	39	2	1	.452	.372	1
	Lowell	.250	3	8	1	2	1	0	0	1	0	1	0	4	2	0	0	.375	.462	0
2014	Salem	.261	67	238	40	62	19	2	9	41	0	3	2	48	88	0	0	.471	.385	9
	Portland	.288	17	59	11	17	6	1	2	8	0	1	1	10	19	0	0	.525	.394	0
Minor League Totals		.239	273	893	135	213	66	8	25	129	0	17	6	142	309	4	5	.414	.341	23

CAREER TRANSACTIONS

2008 — Selected by the Boston Red Sox organization in the 35th round of the First-Year Player Draft. **2014** — Elected free agency, November 3; signed by the Oakland Athletics to a minor league contract, November 12.

RIGHT-HANDED PITCHER**Height/Weight:** 6-4 / 220**Bats/Throws:** Right / Right**Birthdate:** April 27, 1990**Opening Day Age:** 24**Birthplace/Resides:** Montclair, California / San Bernardino, California**Major League Service:** 9 days**Obtained:** Acquired from the Kansas City Royals with Sean Manaea for Ben Zobrist and cash, July 28, 2015**Contract Status:** First year of a one-year contract through 2015.**CAREER HIGHLIGHTS**

Was drafted by Kansas City in the ninth round of the 2011 draft...is 36-27 with a 4.31 ERA in 93 games, including 89 starts, in four professional seasons...made his Major League debut with two stints with the Royals in 2014...compiled a 43.88 ERA in two games, including one start...was named Pitcher of the Year at Triple-A Omaha in 2014 and also earned Pacific Coast League Postseason MVP honors after tossing a two-hit shutout to clinch the PCL title...earned Northwest Arkansas Pitcher of the Year honors in 2013 and was a Pioneer League All-Star in 2011.

2014 HIGHLIGHTS

Had two stints with the Royals, but pitched a majority of the season at Triple-A Omaha...made his Major League debut May 3, pitching 2.0 innings of relief vs. Detroit...he also made his first ML start May 31 at Toronto, taking the loss after tossing the first 2/3 of an inning...tabbed Omaha Pitcher of the Year, tying for second in the Pacific Coast League with 12 victories and ranking seventh in ERA (3.88) and 14th in innings pitched (139.0)...tossed a two-hit shutout in the Pacific Coast League Championship-clinching game, defeating Reno, 4-0...named PCL Postseason MVP, going 3-0 with an 0.75 ERA with three walks and 24 strikeouts in three playoff starts...posted a 5-0 record and a 3.66 ERA over his final six starts of the year...also went 4-0 with a 2.13 ERA over five starts in May.

CAREER

2013—Named Northwest Arkansas Pitcher of the Year after being promoted to Double-A on June 1...tossed one of only six nine-inning shutouts in the Texas League, blanking Arkansas (7-0) on July 24...was named TL Pitcher of the Week on July 29...allowed just 11 walks in 103.2 innings with the Naturals (0.95 per nine innings), which was the fewest in the Texas League among hurlers that recorded at least 100.0 innings.

2012—Ranked among the Midwest League leaders in innings (fourth) and strikeouts (fifth).

2011—Earned Pioneer League All-Star honors...finished second in the league in ERA and innings, tied for fourth in wins and tied for eighth in strikeouts

PERSONAL/MISCELLANEOUS

Aaron Lee Brooks was originally signed by Royals scout Scott Groot...graduated from Cajon High School in San Bernardino in 2008...set school records in home runs and career wins...attended Cal State, San Bernardino...named California College Athletic Association Freshman of the Year in 2009...posted a 2.74 ERA as a junior and finished third in the nation in walks per nine innings...set school's career record for innings pitched.

LIFETIME PITCHING RECORD

Year	Club	W	L	ERA	G	GS	CG	SHO	SV	IP	H	R	ER	HR	HB	BB	IBB	SO	WP	BK
2011	Idaho Falls	6	2	3.84	15	13	0	0	0	79.2	89	42	34	7	3	8	0	73	5	0
2012	Kane County	9	12	4.98	27	27	1	0	0	153.2	191	99	85	18	4	26	0	120	9	0
2013	Wilmington	2	3	4.47	10	10	0	0	0	56.1	60	28	28	4	0	11	0	43	3	0
	NW Arkansas	7	7	4.17	16	16	1	1	0	103.2	113	51	48	13	3	11	0	67	2	0
2014	Omaha	12	3	3.88	25	23	1	0	1	139.0	151	67	60	14	1	25	2	97	5	1
	KANSAS CITY	0	1	43.88	2	1	0	0	0	2.2	12	13	13	1	2	3	0	2	0	0
ML Totals		0	1	43.88	2	1	0	0	0	2.2	12	13	13	1	2	3	0	2	0	0
Minor League Totals		36	27	4.31	93	89	3	1	1	532.1	604	287	255	56	11	81	2	400	24	1

CAREER TRANSACTIONS

2011 — Selected by the Kansas City Royals organization in the ninth round of the First-Year Player Draft. **2015** — Traded to the Oakland Athletics with minor league pitcher Sean Manaea for infielder/outfielder Ben Zobrist and cash, July 28.

VS. THE AMERICAN LEAGUE

2014		CAREER												
ERA	W	L	S	G	IP	ER	vs. TEAM	ERA	W	L	S	G	IP	ER
27.00	0	0	0	1	2.0	6	Detroit	27.00	0	0	0	1	2.0	6
94.50	0	1	0	1	0.2	7	Toronto	94.50	0	1	0	1	0.2	7

BALLPARK BREAKDOWN

	ERA	W	L	S	G	IP	ER
Kauffman Stadium	27.00	0	0	0	1	2.0	6
Rogers Centre	94.50	0	1	0	1	0.2	7

MONTHLY BREAKDOWN

2014		CAREER												
ERA	W	L	S	G	IP	ER	by MONTH	ERA	W	L	S	G	IP	ER
43.88	0	1	0	2	2.2	13	May	43.88	0	1	0	2	2.2	13

PITCHING BREAKDOWN

2014		CAREER												
ERA	W	L	S	G	IP	ER	by CATEGORY	ERA	W	L	S	G	IP	ER
27.00	0	0	0	1	2.0	6	Home	27.00	0	0	0	1	2.0	6
94.50	0	1	0	1	0.2	7	Road	94.50	0	1	0	1	0.2	7
94.50	0	1	0	1	0.2	7	Day	94.50	0	1	0	1	0.2	7
27.00	0	0	0	1	2.0	6	Night	27.00	0	0	0	1	2.0	6
43.88	0	1	0	2	2.2	13	Pre-ASG	43.88	0	1	0	2	2.2	13
—	0	0	0	0	0.0	0	Post-ASG	—	0	0	0	0	0.0	0
94.50	0	1	0	1	0.2	7	Starter	94.50	0	1	0	1	0.2	7
27.00	0	0	0	1	2.0	6	Reliever	27.00	0	0	0	1	2.0	6

FIELDING STATISTICS

Pitcher							
Year	Pct.	G	PO	A	E	TC	DP
2014	1.000	2	0	1	0	1	1
Totals	1.000	2	0	1	0	1	1

BROOKS' CAREER BESTS

Low Hit Complete Game: None
Innings Pitched: 2.0, May 3, 2014 vs. Detroit
Strikeouts: 2, May 3, 2014 vs. Detroit
Pitches: 45, May 3, 2014 vs. Detroit
Longest Winning Streak: None
Longest Losing Streak: 1, May 31, 2014 to present
Longest Scoreless Streak: 1.0, May 3, 2014

BROOKS' 2014 STARTS

Date	Opponent	Score	Dec	ERA	IP	H	R	ER	BB	SO	HR	#PIT
May 31	at Toronto	2-12	L	94.50	0.2	5	7	7	3	0	0	42

**OUTFIELDER****Height/Weight:** 5-9 / 180**Bats/Throws:** Switch / Right**Birthdate:** August 30, 1989**Opening Day Age:** 25**Birthplace/Resides:** Atlanta, Georgia / Marietta, Georgia**Major League Service:** 32 days**Obtained:** Acquired from Washington for Jerry Blevins, December 11, 2013**Contract Status:** First year of a one-year contract through 2015**CAREER HIGHLIGHTS**

Was acquired from Washington following the 2013 season and made his Major League debut with the A's in 2014, going 1-for-6 (.167) in 13 games...is a .287 career hitter in 385 minor league games over four seasons...has 179 stolen bases in 202 attempts (88.6%)...was named Washington's Minor League Player of the Year in 2013...was a Carolina League Midseason and Postseason All-Star that year after leading the league in stolen bases (54), on-base percentage (.422) and triples (9)...ranked fourth among all full season minor leaguers with a .432 on-base percentage in 2012.

2014 HIGHLIGHTS

Was one of just two rookies to appear in a game for the A's in 2014...went 1-for-6 (.167) with four runs scored and three stolen bases in 13 games over two stints with Oakland...10 of those games came as a pinch runner...was selected from Double-A Midland July 28 and made his Major League debut that night at Houston...flew out as a pinch hitter in the ninth inning...became the first rookie to appear in a game for the A's in 2014...pinch ran the next night and then went 0-for-4 in a start in center field July 30 against the Astros...was 0-for-5 in three games when he was optioned to Triple-A Sacramento July 31...returned Sept. 1 when rosters expanded and went 1-for-1 in 10 games following his return...nine of his 10 appearances following his return came as a pinch runner...stole the first base of his career Sept. 8 at Chicago (AL)...had a pinch hit single in the sixth inning off James Paxton at Seattle Sept. 12 for his first Major League hit...combined to hit .237 with one home run and 28 RBI in 119 games with Midland and Sacramento...was successful in 54-of-60 (90.0%) stolen base attempts and tied for fourth in all of Minor League Baseball in steals...is now 179-for-202 (88.6%) in four seasons in the minors...51 of his stolen bases came with the RockHounds, which ranked second in the Texas League...had career highs in doubles (22), at bats (473) and strikeouts (84) and matched his high in home runs...his batting average was a career-low, as was his .312 on-base percentage and .302 slugging percentage...led the A's farm system in stolen bases, ranked seventh in runs (74) and tied for ninth in walks (53)...hit .244 (31-for-127) against left-handed pitching compared to .234 (81-for-346) against right-handers...his average improved to .291 with runners in scoring position...was 4-for-9 (.444) with the bases loaded...had a .245 batting average at night compared to .139 in 11 day games...appeared in 109 games in center field, including all 28 of his games with Sacramento, and six in left field...had six assists, including three with the River Cats...batted leadoff 105 times, including all 87 games with Midland, and ninth 10 times.

MINORS: Batted .250 with a home run and 23 RBI in 91 games with Midland, including .301 with runners in scoring position...hit .232 over his first 15 games but walked 16 times for a .392 on-base percentage...also stole 11 bases...had his first of 10 multiple-steal games April 5 against Arkansas when he stole two bases...went 10-for-58 (.172) over a 16-game stretch from April 24 to May 21...snapped out of the slump by going 4-for-5 with a double and triple May 22 against Springfield...it was his first of two four-hit games in 2014...went 23-for-57 (.404) over a 15-game stretch from May 22 to June 7, which he capped with his second four-hit game of the season June 7 at Frisco...stole a season-high three bases May 29 at Springfield...was caught stealing May 31 at Tulsa, snapping a season-best streak of 17 consecutive stolen bases...hit .275 in 25 games in May, which was his best single-month batting average...went 8-for-53 (.151) over a 13-game stretch from June 9 to 22...stole 15 bases in 24 games in June...had a season-high six-game hitting streak from July 3 to 10 (12-for-29, .414)...had five multiple hit games during the streak, including a season-high two doubles July 5 at Arkansas...drove in a season-high three runs July 9 against San Antonio...hit his only home run of the season and matched his season-high with three runs scored July 14 at Corpus Christi...it snapped a 337-game, 1240-at bat

homerless streak dating back to his last home run on Aug. 1, 2011...had his lone three-walk game of the season July 23 against Frisco...went 7-for-42 (.167) over his final 11 games before his July 28 promotion to Oakland...joined Sacramento Aug. 1 and batted .193 with five RBI and three stolen bases in 28 games with the River Cats...hit .136 over his first 21 games but then went 10-for-28 (.357) with four of his five Triple-A RBI over his final seven contests.

CAREER

2013—Was named the Washington Nationals Minor League Player of the Year after batting a combined .315 with 96 runs scored and 74 stolen bases in 121 games with Single-A Potomac and Double-A Harrisburg...added 72 walks and was hit by a pitch 14 times for a .425 on-base percentage...ranked third in all of minor league baseball in stolen bases behind Micah Johnson (84) and Billy Hamilton (75)...was sixth among full season minor leaguers in on-base percentage...spent most of the season at Potomac where he was named to the Carolina League Midseason and Postseason All-Star teams...led the league in stolen bases (54), on-base percentage (.422) and triples (9), ranked second in batting (.312) and tied for 10th in runs (70)...averaged 10.86 plate appearances per strikeout, which was also the best figure in the CL...batted .339 against left-handed pitching compared to .307 against right-handers...hit .385 with runners on, including .372 with runners in scoring position...had a .514 batting average in the sixth inning and hit .411 in innings four through seven...with Potomac, he hit .368 at home compared to .234 on the road...overall, appeared in 86 games in left field and 35 in center field...committed just two errors in 119 games overall in the outfield for a .992 fielding percentage...had seven assists...batted leadoff in all but one game, an 0-for-1 performance in the ninth spot in the order...recognized by *Baseball America* as having the “Best Strike-Zone Discipline” and being the “Fastest Baserunner” in the Nationals organization following the season...swiped a season-high three bases April 30 in the second game of a doubleheader against Carolina...also had three steal games July 11 at Winston-Salem and Sept. 1 at Richmond...finished April with a .274 batting average...then hit .305 with 14 stolen bases in 18 games in May...was batting .289 with 19 runs and 16 stolen bases in 38 games when he was placed on the disabled list May 16 with a strained left hamstring...was reinstated May 27 and hit .326 with 77 runs and 58 stolen bases over his final 83 games...had a streak of 15 consecutive stolen bases without a caught stealing from May 27 to June 15, was caught stealing June 22 and then had a streak of 16 straight steals from July 4 to 22...started in right field and batted leadoff for the Carolina League All-Stars in the Single-A All-Star Game against the California League and went 1-for-3 with two runs and two stolen bases in a 12-2 win at San Jose...hit safely in each of his final 25 games at Potomac beginning June 29, which was the longest hitting streak in the Carolina League in 2013...batted .370 (37-for-100) with 19 runs, 18 stolen bases and a .457 on-base percentage during the streak...the hitting streak began a season-ending stretch where he reached base safely in 54 of his final 57 games, including 31 straight from June 29 to Aug. 6...hit .372 with a .459 on-base percentage in 25 games in July and stole 16 bases...was transferred to Double-A Harrisburg Aug. 2 and hit .325 in 30 games...from Aug. 2 through the end of the season, he led the Eastern league in runs (26) and stolen bases (20), ranked third in on-base percentage (.434) and tied for fourth in walks (20)...stole 19 bases in 29 games in August, which was second most in the minor leagues...hit .231 with five runs, six walks (.364 on-base percentage) and five stolen bases in seven postseason games for the Senators.

2012—Spent his first full professional season at Single-A Hagerstown where he batted .322 in 113 games...added 65 walks and was hit by a pitch 13 times for a .432 on-base percentage...the on-base percentage ranked second among all Single-A batters and fourth among all full season minor leaguers...was successful in 38-of-47 (80.9%) stolen base attempts...ranked second in the South Atlantic League in on-base percentage, third in batting, tied for fifth in hit by pitches (13), tied for sixth in runs (83), tied for seventh in stolen bases and tied for 10th in walks...ranked third in the Nationals farm system in batting and stolen bases...led Hagerstown in runs, stolen bases, sacrifice hits (8) and hit by pitches...hit .324 against left-handed pitching, .320 against right-handers...however, drew 54 of his 65 walks against righties for a .452 on-base percentage (compared to .394 against lefties)...had a .393 batting average with runners in scoring position...batted .300 or better in all five months of the season...hit .378 in the eighth inning or later...had a .342 batting average at night compared to .221 during the day...appeared in 68 games in center field and 41 in left field...had 10 assists in 106 games overall in the outfield...saw his most action with 43 games in the two spot in the order but batted .353 with a .429 on-base percentage in 36 games hitting leadoff...reached base safely via hit, walk or hit by pitch in 102 of his 113 games, including 53 of 55 on the road...went 0-for-2 in his first game but then had a 30-game reaching base streak from April 12 to May 18...batted .318 with a .463 on-base percentage during the streak...finished

April with a .309 batting average and .465 on-base percentage in 16 games...stole a season-high three bases May 17 against Delmarva...was successful in 16 consecutive stolen base attempts from May 23 to July 12...reached base safely in each of his final 31 road games beginning May 27, which was the second longest such streak in the SAL...went 33 consecutive games without an extra base hit from June 5 to July 16...matched his season-high with three stolen bases June 27 at Delmarva...was successful in 32 of his 34 (94.1%) stolen base attempts through July 12...then had six steals over his final 13 attempts (46.2%)...was on the disabled list from July 27 to Aug. 2 with a strained left hamstring...batted .353 with a .433 on-base percentage in 23 games in August...went 4-for-7 (.571) with a walk and two stolen bases in two postseason games for the Suns...was named the “Fastest Baserunner” in the Nationals farm system by *Baseball America* following the season.

2011—Was selected by Washington in the 32nd round of the draft but did not sign until July 19...was assigned to Auburn of the Short-Season New York-Penn League and hit .262 with a home run and 18 RBI in 32 games...was successful in 13-of-14 (92.9%) stolen base attempts...hit .333 against left-handed pitching compared to .238 against right-handers...batted .346 with 15 RBI in 16 games before the All-Star Break, .182 with three RBI in 16 games after the break...had a .303 average with runners in scoring position...batted .129 when leading off an inning...all 32 of his games came in center field and he did not commit an error in 71 total chances...hit in the bottom three spots of the order in 24 of his 32 games...also hit leadoff eight times...reached base safely via hit or walk in each of his first 11 games, batting .405 with a .500 on-base percentage...hit his first professional home run Aug. 1 at Tri Cities, a grand slam...went 4-for-12 (.333) with two RBI and two stolen bases in four postseason games.

PERSONAL/MISCELLANEOUS

William John Burns was originally signed by Eric Robinson...graduated from Walton High School in Marietta, Georgia in 2008...attended Mercer University in Georgia.

LIFETIME PLAYING RECORD

Year	Club	AVG.	G	AB	R	H	2B	3B	HR	RBI	SH	SF	HP	BB	SO	SB	CS	SLG	OBP	E
2011	Auburn	.262	32	107	21	28	3	2	1	18	2	2	7	12	22	13	1	.355	.367	0
2012	Hagerstown	.322	113	398	83	128	14	5	0	41	8	1	13	65	68	38	9	.382	.432	3
2013	Potomac	.312	91	330	70	103	8	9	0	29	6	2	12	52	37	54	5	.391	.422	1
	Harrisburg	.325	30	114	26	37	4	0	0	8	2	0	2	20	17	20	2	.360	.434	1
2014	Midland	.250	91	364	57	91	20	3	1	23	6	4	3	44	65	51	5	.330	.333	5
	OAKLAND	.167	13	6	4	1	0	0	0	0	0	0	0	0	0	3	1	.167	.167	1
	Sacramento	.193	28	109	17	21	2	0	0	5	3	0	0	9	19	3	1	.211	.254	1
ML Totals		.167	13	6	4	1	0	0	0	0	0	0	0	0	0	3	1	.167	.167	1
Minor League Totals		.287	385	1422	274	408	51	19	2	124	27	9	37	202	228	179	23	.354	.387	11

CAREER TRANSACTIONS

2008 — Selected by the Atlanta Braves organization in the 16th round of the First-Year Player draft, did not sign. **2011** — Selected by the Washington Nationals organization in the 32nd round of the First-Year Player draft. **2013** — Traded to the Oakland Athletics for pitcher Jerry Blevins, December 11.

WILD CARD RECORD

Year	Club/Opp.	AVG.	G	AB	R	H	2B	3B	HR	RBI	SH	SF	HP	BB	SO	SB	CS	SLG	OBP	E
2014	OAK vs. KC																			

(Did not play)

VS. THE AMERICAN LEAGUE

2014					CAREER					
AVG.	AB	H	HR	RBI	vs. TEAM	AVG.	AB	H	HR	RBI
.000	5	0	0	0	Houston	.000	5	0	0	0
1.000	1	1	0	0	Seattle	1.000	1	1	0	0

MONTHLY BREAKDOWN

2014					CAREER					
AVG.	AB	H	HR	RBI	by MONTH	AVG.	AB	H	HR	RBI
.000	5	0	0	0	July	.000	5	0	0	0
1.000	1	1	0	0	September	1.000	1	1	0	0

BATTING BREAKDOWN

2014					CAREER					
AVG.	AB	H	HR	RBI	by CATEGORY	AVG.	AB	H	HR	RBI
—	0	0	0	0	Home	—	0	0	0	0
.167	6	1	0	0	Away	.167	6	1	0	0
.000	4	0	0	0	Day	.000	4	0	0	0
.500	2	1	0	0	Night	.500	2	1	0	0
—	0	0	0	0	Pre-ASG	—	0	0	0	0
.167	6	1	0	0	Post-ASG	.167	6	1	0	0
.167	6	1	0	0	vs. LHP	.167	6	1	0	0
—	0	0	0	0	vs. RHP	—	0	0	0	0
—	0	0	0	0	RISP	—	0	0	0	0
—	0	0	0	0	Bases Loaded	—	0	0	0	0
.500	2	1	0	0	Pinch Hitter	.500	2	1	0	0
—	0	0	0	0	Designated Hitter	—	0	0	0	0

BALLPARK BREAKDOWN

	AVG.	AB	H	HR	RBI
Globe Life Park	—	0	0	0	0
Minute Maid Park	.000	5	0	0	0
O.co Coliseum	—	0	0	0	0
Safeco Field	1.000	1	1	0	0
U.S. Cellular Field	—	0	0	0	0

FIELDING STATISTICS

Outfield							
YEAR	PCT.	G	PO	A	E	TC	DP
2014	.667	1	2	0	1	3	0
Totals	.667	1	2	0	1	3	0

BURNS' CAREER BESTS

Hits: 1, September 12, 2014 at Seattle
Home Runs: None
Runs Batted In: None
Stolen Bases: 1 (three times), last: September 24, 2014 vs. Los Angeles (AL)
Hitting Streak: 1, September 12, 2014 to present
Hitless Streak (At Bats): 5, July 28 to July 30, 2014
Game Ending RBI: None
Grand Slams: None
Pinch-Hit Home Runs: None
Inside-The-Park Home Runs: None
Lead Off Home Runs: None

**RIGHT-HANDED PITCHER****Height/Weight:** 6-3 / 195**Bats/Throws:** Right / Right**Birthdate:** February 13, 1984**Opening Day Age:** 31**Birthplace/Resides:** St. Louis, Missouri / Hartford, Connecticut**Major League Service:** None**Obtained:** Re-signed to a minor league contract, November 24, 2014**Contract Status:** First year of a one-year contract through 2015**NON-ROSTER INVITEE****CAREER HIGHLIGHTS**

Is 76-59 with a 4.09 ERA in 259 games, including 191 starts, over nine professional seasons in the San Diego (2006-11), Tampa Bay (2012-13) and Oakland (2014) organizations...is 31-20 with a 3.72 ERA (188 er in 455.1 ip) in 80 games, 76 starts, over his last three seasons...ranked third in all of the minor leagues with 167 strikeouts in 2013...was named to the Texas League Midseason and Postseason All-Star teams in 2008 at Double-A San Antonio...was named to the California League Postseason All-Star team in 2007 at Single-A Lake Elsinore.

2014 HIGHLIGHTS

Was 9-7 with a 4.52 ERA in 23 games, 22 starts, with Triple-A Sacramento...also went 1-0 with a 2.70 ERA in two starts with Single-A Stockton after an early season stint on the disabled list...combined for a 10-7 record and a 4.40 ERA overall...surrendered a career-high tying 17 home runs (also 2009)...struck out 134 batters, which tied Chris Lamb for the most in the A's farm system...also tied for third among A's minor leaguers in wins, ranked sixth in innings pitched (143.1) and eighth in ERA...allowed a .266 opponents batting average, including .225 (52-for-231) against left-handed hitters compared to .295 (95-for-322) against right-handers...opponents hit .213 with a .282 on-base percentage when leading off an inning...yielded a .221 batting average with the bases empty, .333 with runners on...allowed a .292 average with runners in scoring position but opponents were 12-for-55 (.218) with RISP and two outs...went 5-0 with a 3.92 ERA over his first eight starts through May 31, 2-5 with a 5.86 ERA over a 10-game stretch from June 6 to July 23 and 3-2 with a 3.31 ERA over his final seven starts...was a perfect 3-0 with a 2.93 ERA in five starts during the day...with Sacramento, went 3-4 with a 5.13 ERA in 11 games at home compared to 6-3 with a 4.03 ERA in 12 contests on the road

MINORS: Went 1-0 with a 7.00 ERA over his first two starts before being placed on the disabled list April 12 with a strained right forearm...was reinstated from the DL May 4 and transferred to Stockton for two starts...tossed 6.0 scoreless and hitless innings in his second start May 9 at Modesto and picked up the win in a 5-2 decision (2 bb, 7 so)...returned to Sacramento May 11 and won three of his first four decisions to extended his season-opening winning streak to five games...walked a season-high five batters in 5.2 innings May 26 at Las Vegas...tossed a season-high 105 pitches May 31 at Fresno...was 4-0 with a 3.12 ERA in six starts in May...had his season-opening winning streak snapped June 6 at Salt Lake when he allowed three runs in 5.0 innings...that began a five-start stretch where he went 1-4 with a 4.56 ERA...made his only relief appearance of the season July 12 against Reno in a game started by the rehabbing Drew Pomeranz...tossed 4.0 innings for the win (2 h, 2 r, 1 er, 1 bb, 4 so)...allowed a season-high 10 runs on a season-high 11 hits in 5.1 innings July 23 at El Paso...matched his season-high with five walks and 105 pitches Aug. 3 against Las Vegas...went 3-0 with a 1.59 ERA over a four-start stretch from Aug. 9 to 26...capped the streak by tossing his first career shutout, a three-hitter in a 2-0 win at Nashville Aug. 26...did not walk a batter and struck out a season-high 10.

CAREER

2013—Combined for a 14-5 record and a 2.86 ERA in 29 games, including 28 starts, for Double-A Montgomery and Triple-A Durham in the Tampa Bay organization...struck out 167 batters, which was third most in all of minor league baseball...tied for third in the minors in wins...allowed just 10 home runs in 160.2 innings, an average of 0.56 per nine innings...had career highs in wins, games started, innings pitched, walks (67) and strikeouts and the ERA was a career low...began the season at Mont-

gomery and went 6-3 with a 2.69 ERA in 11 starts before he was promoted to Durham May 31... was tied for the Southern League lead in wins, ranked third in strikeouts (63) and innings pitched (63.2) and 10th in ERA at the time of his promotion... compiled an 8-2 record, one save and a 2.97 ERA in 18 games, 17 starts, with the Bulls... struck out 104, which was the most in the International League from the time he joined the club May 31 through the end of the season... also tied for third in the IL in wins over that stretch and ranked ninth in ERA... combined with both clubs for a .234 opponents batting average, which included a .195 mark against right-handed hitters compared to .283 against left-handers... surrendered seven of his 10 home runs to right-handers... eight of the home runs were solo shots... held the opposition to a .238 average with runners in scoring position... his teams were 20-8 (.714) in his starting assignments... allowed one run or fewer in 14 of his 28 starts and had 14 outings with more strikeouts than innings pitched... had a five-game winning streak over seven-start stretch from April 10 to May 13... compiled a 1.88 ERA and .209 opponents batting average over that span... tossed 6.0 shutout innings in one of his no decisions during the winning streak, April 26 against Birmingham... fired a season-high 8.0 innings May 2 at Pensacola, allowing just one run in a 6-1 victory... struck out a season-high nine batters in 5.0 innings May 23 against Jackson... tossed 7.0 scoreless innings for the win in his final Double-A start May 28 at Mississippi... went 4-2 with a 2.13 ERA and .225 opponents batting average in six starts in May for Montgomery... was promoted to Durham May 31 and made his only relief appearance of the season that day against Scranton/Wilkes-Barre... tossed 2.2 perfect innings of relief for the save in an 8-4 win... compiled his second five-game winning streak of the season from June 8 to July 13... logged a 2.58 ERA and .222 opponents batting average over that five-start stretch... matched his season highs with nine strikeouts June 15 against Indianapolis... allowed just one run in three consecutive starts from July 3 to 13 (18.0 ip, 1.50 ERA)... surrendered his final home run of the season July 13 against Gwinnett... finished the season with a nine-game, 51.1-inning homerless streak... went 3-0 with a 3.72 ERA in six starts in July... struck out 40 in 34.0 innings... then went 3-1 with a 2.15 ERA in five starts in August... began the month by matching his season high with nine strikeouts in a 4-2 loss to Rochester Aug. 5... then went 3-1 with a 2.43 ERA over his final five starts... made one postseason start for the Bulls and had a no decision (4.2 ip, 2 h, 5 bb, 5 so).

2012—Was selected by Washington in the Double-A portion of the Rule 5 draft following the 2011 season and was traded to the Tampa Bay organization for cash considerations April 16... was assigned to Double-A Montgomery where he went 7-8 with a 3.89 ERA in 24 games, including 22 starts... also had a two-start stint with Triple-A Durham from June 24 to 29, posting a 5.23 ERA without a decision... was a combined 7-8 with a 3.98 ERA overall... allowed a .264 opponents batting average, including .209 against right-handed hitters compared to .324 against left-handers... surrendered 15 home runs, 11 of which came with the bases empty... compiled a 2.50 ERA over the first three innings of a game, a 5.54 ERA in innings four through seven... did not allow a run after the seventh inning (3.0 ip)... allowed two runs or fewer in 14 of his 26 starts and walked two batters or fewer 16 times... his first two appearances of the season were in relief... moved into the starting rotation for good April 26 against Birmingham... struck out a season-high 12 batters in 6.2 shutout innings against Jacksonville May 11 and allowed just one run... ended up with a no decision as the Biscuits scored a run in the eighth for a 1-0 win... was named Southern League Pitcher of the Week for his efforts... allowed one earned run or fewer in four consecutive starts from May 24 to June 11... had just one win over that stretch (1.13 ERA)... had allowed just two home runs over his first 11 games and 57.0 innings... then yielded at least one home run in six consecutive starts from June 17 to July 15 and surrendered 13 home runs over his final 15 starts and 94.1 innings... struck out 10 batters in 5.0 innings for the loss June 17 at Huntsville, giving him a 2-3 record and 3.77 ERA in 12 games... was promoted to Durham June 24, made two starts, and was sent back to Montgomery June 30... went 5-5 with a 3.99 ERA over his final 12 starts... had a season-high 108 pitches Aug. 11 against Jackson... tossed his lone complete game of the season Aug. 27 against Jackson a 1-0 loss... allowed just one hit and two walks while striking out three in 8.0 innings... made one post-season start for Montgomery, a 5-3 loss to Mobile in Game 1 of the Southern League semi-finals Sept. 6 (4.1 ip, 6 h, 5 r, 4 er, 4 bb, 3 so)... pitched for Mazatlan in the Mexican-Pacific Winter League following the season and went 4-2 with three saves and a 4.50 ERA in 11 relief appearances.

2011—Combined to go 12-6 despite a 6.16 ERA in 32 games, 22 starts, with Double-A San Antonio and Triple-A Tucson... allowed a .318 opponents batting average, including .304 against right-handed hitters compared to .343 against left-handers... was 2-0 with a 4.61 ERA in his 10 relief appearances and stranded both of his inherited runners... had a 10-6 record and a 6.34 ERA in his 22 starts... was 6-1 with a 3.94 ERA in 12 games, seven starts, with San Antonio... went 4-1 with a 2.32 ERA and .209 opponents

batting average in six games at home, 2-0 with a 7.36 ERA and .317 opponents average in six games on the road...opponents hit .227 with runners in scoring position...had a 6-5 record, a 7.31 ERA and .351 opponents batting average in 20 games, 15 starts, with Tucson...was 4-3 with an 8.10 ERA in 12 games at home compared to 2-2 with a 6.43 ERA in eight games on the road...opponents hit .331 with runners in scoring position...allowed eight runs in 5.2 innings in his first start April 11 at Tulsa but was the winning pitcher in a 23-10 win...went 2-for-4 with a home run and two RBI at the plate in that contest...was 6-for-26 (.231) with the home run and three RBI for the season as a hitter...was 5-1 with a 4.15 ERA in seven games, six starts, when he was promoted to Tucson May 13...went 4-3 with a 7.52 ERA in 10 starts before he was placed on the disabled list July 4 with a sprained right ankle...was reinstated from the DL and transferred to San Antonio July 15...compiled a 1-0 record and 3.27 ERA in five games, one start, with the Missions before returning to Tucson July 30...finished the season by going 2-2 with a 7.00 ERA in 10 games, five starts, with the Padres...appeared in one game in right field Sept. 5 at Reno...went 4-1 with a 2.48 ERA and .209 opponents batting average in six starts with Culiacan in the Mexican-Pacific Winter League following the season...struck out 12 in 6.1 innings Dec. 22 against Mazatlan.

2010—Spent most of the season at Double-A San Antonio where he went 2-2 with a 3.46 ERA in 32 games, including five starts...also went 0-4 with a 9.38 ERA in eight games, four starts, at Triple-A Portland...was a combined 2-6 with a 5.01 ERA in 40 games, nine starts, overall...the games pitched were a career-high...struck out 94 batters in 91.2 innings (9.23 per nine innings)...yielded just seven home runs...allowed a .249 opponents batting average, including .209 against right-handed hitters...opponents hit .152 with runners in scoring position and two outs...was 1-1 with a 3.93 ERA in 31 relief appearances and allowed 7-of-19 (36.8%) inherited runners to score...had a 1-5 record and a 6.63 ERA in his nine starts...began the season at San Antonio and was 0-0 with a 2.66 ERA in six games, including one start, when he was promoted to Portland May 4...returned to San Antonio June 10 and finished the season with the Missions...went 7-2 with a 2.70 ERA and .188 opponents batting average in 13 starts for Culiacan in the Mexican-Pacific Winter League following the season...had the lowest opponents batting average in the MPWL, tied for second in wins, ranked third in ERA and innings pitched (83.1) and was fourth in strikeouts (61).

2009—Spent most of the season at Triple-A Portland where he went 3-10 with a 6.18 ERA in 19 games, 18 starts...was sent to Double-A San Antonio July 22 and finished the season with the Missions, going 2-1 with a 4.39 ERA in 16 games, three starts...combined for a 5-11 record and 5.66 ERA in 35 games, including 21 starts...the losses were a career-high...allowed a .298 opponents batting average, including .272 against right-handed hitters compared to .327 against left-handers...was 4-for-17 (.235) with two doubles, a triple and two RBI as a hitter...each of his first 18 appearances were starts...then pitched in relief in his final Triple-A outing July 21 at Reno...his first two Double-A outings were starts but 13 of his last 14 outings came in relief...went 1-0 with a 1.26 ERA over his final 10 games...then tossed 3.0 scoreless innings of relief in one postseason appearance for the Missions (2 h, 1 bb).

2008—Went 10-6 with a 2.98 ERA in 27 starts at Double-A San Antonio...was named to the Texas League Midseason and Postseason All-Star teams...ranked second in the TL in ERA and third in strikeouts (118)...tied for the league lead with 16 wild pitches...led TL pitchers in total chances (50) and errors (5)...allowed a .250 opponents batting average, including .212 against right-handed hitters and .215 with runners in scoring position...went 6-2 with a 2.34 ERA in 16 starts in June, July and August...tossed a complete game in a seven-inning contest May 18 at Frisco, allowing just two runs on four hits, but lost 2-0 as Matt Harrison tossed a no-hitter...started and lost Game 1 of the Texas League Division Series against Frisco Sept. 3 (5.0 ip, 6 h, 4 r, 4 er, 2 bb, 5 so, 2 hr).

2007—Spent his first full professional season at Single-A Lake Elsinore...went 12-6 with a 2.89 ERA and .270 opponents batting average in 28 games, 25 starts...was named to the California League Postseason All-Star team after ranking second in the league in ERA, third in fewest walks per nine innings (1.60) and tied for third in wins...tied for the CL lead among pitchers in total chances (43) and putouts (19)...went 8-2 with a 1.67 ERA and .220 opponents average in 14 games after the break...had a six-game winning streak from June 8 to July 12...earned CL Pitcher-of-the-Week honors in consecutive weeks, June 18-24 and June 25-July 1...was placed on the disabled list Sept. 3 with a strained right elbow and missed the playoffs.

2006—Made his professional debut with Eugene of the Short-Season Northwest League and was transferred to Single-A Lake Elsinore Aug. 26...combined for a 4-4 record and a 3.19 ERA in 17 games, 12 starts, overall...ranked third in the NL in strikeouts per nine innings (9.06) and fifth in fewest walks per nine innings (1.89)...picked up the win in one postseason start, an 8-6 win over High Desert Sept. 8 to clinch the Cal League Mini-Series (6.0 ip, 6 h, 3 r, 2 er, 3 bb, 5 so).

PERSONAL/MISCELLANEOUS

Matthew David Buschmann was originally signed by Padres scout Ash Lawson...graduated from Lafayette High School in Wildwood, Missouri...attended Vanderbilt University.

LIFETIME PITCHING RECORD

Year	Club	W	L	ERA	G	GS	CG	SHO	SV	IP	H	R	ER	HR	HB	BB	IBB	SO	WP	BK
2006	Eugene	3	4	3.12	15	10	0	0	0	60.2	54	26	21	5	9	11	0	63	5	0
	Lake Elsinore	1	0	3.55	2	2	0	0	0	12.2	9	5	5	0	0	4	0	5	1	1
2007	Lake Elsinore	12	6	2.89	28	25	0	0	0	149.1	153	60	48	9	8	26	0	115	5	0
	San Antonio	10	6	2.98	27	27	1	0	0	148.0	137	60	49	13	6	58	2	118	16	1
2009	Portland	3	10	6.18	19	18	1	0	0	99.0	121	74	68	13	8	33	1	53	6	2
	San Antonio	2	1	4.39	16	3	0	0	0	41.0	42	23	20	4	0	10	0	28	2	0
2010	San Antonio	2	2	3.46	32	5	0	0	0	67.2	59	29	26	2	1	23	1	74	7	2
	Portland	0	4	9.38	8	4	0	0	0	24.0	27	27	25	5	2	20	2	20	4	0
2011	San Antonio	6	1	3.94	12	7	0	0	0	45.2	42	22	20	5	2	19	0	32	1	0
	Tucson	6	5	7.31	20	15	1	0	0	88.2	129	75	72	11	3	33	0	60	5	0
2012	Montgomery	7	8	3.89	24	22	1	0	0	141.0	136	69	61	12	8	48	3	111	6	0
	Durham	0	0	5.23	2	2	0	0	0	10.1	13	6	6	3	2	5	0	9	0	0
2013	Montgomery	6	3	2.69	11	11	0	0	0	63.2	59	24	19	6	3	23	1	63	4	0
	Durham	8	2	2.97	18	17	0	0	1	97.0	80	37	32	4	6	44	0	104	4	0
2014	Sacramento	9	7	4.52	23	22	1	1	0	133.1	142	76	67	15	6	49	1	123	8	0
	Stockton	1	0	2.70	2	2	0	0	0	10.0	5	3	3	2	0	5	0	11	1	0
Minor League Totals		76	59	4.09	259	192	5	1	1	1192.0	1208	616	542	109	64	411	11	989	75	6

CAREER TRANSACTIONS

2006 — Selected by the San Diego Padres organization in the 15th round of the First-Year Player draft. **2011** — Selected by the Washington Nationals in the Double-A portion of the Rule 5 draft, December 8. **2012** — Traded to the Tampa Bay Rays for cash considerations, April 16. Elected free agency, November 2; re-signed by Tampa Bay to a minor league contract, November 14. **2013** — Elected free agency, November 4; signed by the Oakland Athletics to a minor league contract, November 20. **2014** — Elected free agency, November 3; re-signed by Oakland, November 24.

10 OR MORE RUNS IN AN INNING IN OAKLAND HISTORY

Runs	Opponent	Inning	Date	Runs	Opponent	Inning	Date
13	California	B-1	July 5, 1996	10	Seattle	B-3	June 23, 1992
10	Milwaukee	B-4	May 9, 1972	10	at Kansas City	T-3	June 18, 2000
10	at New York	T-5	August 29, 1989	10	at Minnesota	T-4	September 11, 2013

**DESIGNATED HITTER/FIRST BASEMAN****Height/Weight:** 6-1 / 240**Bats/Throws:** Right / Right**Birthdate:** April 18, 1986**Opening Day Age:** 28**Birthplace/Resides:** Orange Park, Florida / Scottsdale, Arizona**Major League Service:** 7 years, 102 days**Obtained:** Signed as a free agent, November 19, 2014**Contract Status:** First year of a three-year contract through 2017**CAREER HIGHLIGHTS**

Signed with the A's as a free agent following the 2014 season after spending the first eight seasons of his career with Kansas City...hit .295 with 127 home runs and 628 RBI in 1166 games with the Royals...leaves Kansas City ranked third on the Royals career list in batting, sixth in doubles (276), RBI and walks (427), seventh in at bats (4317), hits (1273), home runs and extra base hits (407) and eighth in games played...his 231 doubles since 2009 are third most in the majors behind Robinson Cano (251) and Miguel Cabrera (245)...was named to the American League All-Star team in 2012 and also won the AL Silver Slugger Award at designated hitter and the Edgar Martinez Outstanding Designated Hitter Award...became the first player in Royals franchise history to lead or share the team lead in RBI for four-straight seasons (2009-12)...had three straight seasons with 40 or more doubles from 2009-11, has topped 90 RBI three times in his career and batted .300 three times.

2014 HIGHLIGHTS

Batted .271 with nine home runs and 66 RBI in 151 games in his eighth and final season with Kansas City...the batting average was a career-low as was his .323 on-base percentage and .379 slugging percentage...the home runs were the second lowest total of his career (eight in 92 games in 2007) and nearly every other category, including games and RBI, was his lowest since appearing in 124 games in 2008...also hit .262 (11-for-42) with three doubles, eight RBI and five walks in 13 postseason games for the American League champion Royals...including a 5-for-15 (.333) performance in five World Series contests against San Francisco...started 12 of Kansas City's 15 postseason games at designated hitter...during the regular season, he hit .321 (44-for-137) with four home runs against left-handed pitching compared to .255 (105-for-412) with five home runs against right-handers...averaged 34.25 at bats per home run against lefties compared to 82.40 against righties...slugged .460 against lefties, .352 against righties...his career splits are .314 (355-for-1129) with a .519 slugging percentage against lefties, .288 (918-for-3188) with a .424 slugging percentage against righties...hit five of his nine home runs with runners on base...had three home runs and 36 RBI in 93 games before the All-Star Break...then hit six home runs and drove in 30 runs in 58 games after the break...tied for fourth in the AL in grounded into double plays (21) and tied for seventh in sacrifice flies (8)...averaged 3.55 pitches per plate appearance, which was the lowest mark of his career...hit .317 with two home runs and nine RBI in 20 interleague games...is a .300 (111-for-370) career hitter against the National League...had a .250 batting average against a pitcher the first two times he faced him in a game, .344 after that...hit .314 with six of his nine home runs and 49 of 66 RBI in Royals wins...had a .220 average in losses...batted .259 with three home runs and 44 RBI in 108 games at designated hitter and .291 with five home runs and 19 RBI in 37 games as a first baseman...also went 4-for-6 (.667) with a double, home run, three RBI and a walk as a pinch hitter...is a .314 (11-for-35) career hitter in the pinch...ranked fourth among AL designated hitters in games and at bats (409)...made 35 starts at first base, which were his most since 2010 (126)...committed two errors for a .993 fielding percentage...started games in every spot in the order from third through seventh...saw his most action in the cleanup spot where he batted .295 with five home runs and 41 RBI in 79 starts...hit .178 in 27 games batting third.

KANSAS CITY: Got off to a slow start as he hit .143 over his first 12 games...doubled April 19 against Minnesota for his first extra base hit of the season...it snapped a career-high 16-game streak without an extra base hit dating back to 2013...finished April with a .223 batting average in 25 games but then hit .282 in 29 games in May and .313 in 27 games in June...hit his first home run May 2 against Detroit, snapping a season-opening 27-game homerless streak...did not hit his second home run until June 14

for a season-high 37-game homerless streak...had back-to-back three-hit games May 18 against Baltimore and May 19 against Chicago (AL) to begin a 31-game stretch from May 18 to June 20 where he hit .354...boosted his average from .227 to .281 over that span...capped that stretch with a season-best 10-game hitting streak from June 10 to 20...went 18-for-38 (.474) with five doubles, a home run, 11 RBI and seven multiple hit games during the streak...then hit .228 over a 35-game stretch from June 21 to Aug. 2...clubbed six of his nine home runs over a 28-game span from July 25 to Aug. 24...hit his second career pinch hit home run July 25 against Cleveland, a two-run shot off John Axford in the bottom of the eighth inning to break a 4-4 tie in the Royals 6-4 win...was named AL Player of the Week for the week of Aug. 4-10 after hitting .435 (10-for-23) with five doubles, two home runs, seven RBI and seven runs scored in six games...became the first Royal to earn the award since he did it July 29, 2012...collected a season-high four hits Aug. 5 at Arizona...hit his 125th career home run Aug. 8 against San Francisco, moving past Danny Tartabull for seventh place in Royals history...was hitting .282 at the conclusion of play Aug. 18 but went 10-for-69 (.145) over his next 20 games...hit his final home run Aug. 24 and finished the regular season with a 23-game homerless streak...went 12-for-30 (.400) with seven RBI over his final eight regular season games...went 2-for-4 with two RBI in the Wild Card game against Oakland Sept. 30...was hitless in nine at bats in the Royals three-game sweep of Los Angeles in the ALDS...had his second multiple hit game of the postseason in Game 1 of the ALCS at Baltimore...drove in a run in each of the first three games...went 2-for-3 with a pair of RBI in Game 2 of the World Series against San Francisco.

CAREER

2013—Hit .289 with 15 homers and 82 RBI, which were all his lowest since 2010...drew a career-high 79 walks, which ranked fifth in the American League...finished ninth in on-base percentage (.374)...his 11 intentional walks also were the sixth-most in the AL...ranked seventh in the AL with a .341 batting average with runners in scoring position...hit .318 at home, which was tied with teammate Salvador Perez for ninth in the league...his .313 average in night games also ranked ninth...he and Prince Fielder were the only two AL players to appear in all 162 games...grounded into 28 double plays, which were the most in the AL and third-most in the Major Leagues...after hitting .271 in the first half, batted .310 after the All-Star break, which included a .384 average with a .462 on-base percentage at “The K” in the second half...matched a Royals record with seven RBI in Philadelphia April 7, which included his first career grand slam...recorded a pair of five-hit games, going 5-for-5 with five RBI at Los Angeles (AL) May 13...also had five singles in five at-bats vs. Seattle Sept. 5...recorded his 500th career RBI May 11 with a double against the Yankees, becoming the 10th Royal to record 500+ RBI...also collected his 1,000th hit with an RBI double vs. St. Louis on May 28.

2012—Selected to his first American League All-Star team in 2012 and posted his best offensive season to date, leading the club in all three Triple Crown categories...batted .313 with a career-high 29 home runs and a career-high 107 RBI...became the first player in Royals history to lead or share the team lead in RBI for four-straight seasons (2009-12)...the RBI tied for the 12th-most in a season by a Royal, while his 29 homers tied for the 11th-best total and were the most since Jermaine Dye blasted 33 in 2000...earned the Silver Slugger Award as designated hitter in the AL and the Edgar Martinez Outstanding Designated Hitter Award...became the seventh Royal to be honored with a Silver Slugger and the second to win the Outstanding DH Award...tabbed Les Milgram Royals’ Player of the Year by the Kansas City Chapter of the BBWAA for the third time in four years (also in 2009 and ‘10)...joined George Brett (8 times), Amos Otis (3) and Mike Sweeney (3) as the only players to win the award three times or more...slugged 10 home runs in the eighth inning or later (four in the 8th, six in the 9th), which tied for third-most in baseball behind leaders Miguel Cabrera of Detroit and Adam Dunn of Chicago (AL), who both had 11...was named AL Player of the Week for the week of July 23-29.

2011—Signed a four-year contract through 2014 on Jan. 22 with a club option for 2015...hit .291 with 19 home runs and 95 RBI in 159 games...added 44 doubles to become the first player in Royals history to post three consecutive seasons with 40 or more doubles...saw his franchise-record series hitting streak end at 131 after going 0-for-6 in San Diego from June 27-29...earned Co-American League Player of the Week honors for the week of July 25-31.

2010—Earned Les Milgram Royals Player of the Year, after winning the award in 2009...joined George Brett (1975-76 and 1979-80) as the only two players in franchise history to win the award in back-to-back seasons...hit a career-high and team-leading .318, which was the highest mark by a Royal since

Mike Sweeney hit .340 in 2002...ranked sixth in the American League in average, fourth in multi-hit games (54), tied for third in hits (189), tied for fourth in doubles (45) and seventh in on-base percentage (.388)...set a club record by grounding into 31 double plays, breaking the record of 26 by John Wathan in 1982...picked up his 500th career hit July 4 in Anaheim, becoming youngest active player at the time with 500.

2009—Was a unanimous choice as Les Milgram Royals Player of the Year...had 51 doubles, which was second most in the majors to the Orioles' Brian Roberts and second most in Royals history to the record of 54 set by Hal McRae in 1977...became the seventh player in MLB history to reach 50 doubles before his 24th birthday...joined Hank Greenberg (63 in 1934), Alex Rodriguez (54 in 1996), Enos Slaughter (52 in 1939), Stan Musial (51 in 1944), Albert Pujols (51 in 2003) and Miguel Cabrera (50 in 2006)...Cabrera shares the same birthdate as Butler, April 18, though the Detroit infielder is three years older...also ranked tied for sixth in the American League in extra base hits (73) and 10th in total bases (299)...added 21 home runs to become the fifth player in MLB history to have 50 doubles and 20 homers in a season prior to the age of 24...joined Hank Greenberg (1934), Alex Rodriguez (1996), Albert Pujols (2003) and Miguel Cabrera (2006) as the only "youngsters" to accomplish the feat...hit .362 at Kaufman Stadium, which was the ninth best home batting average in the AL...it was sixth-best in Royals history...was the first Royal to hit .350 or better at home since 2000 (Johnny Damon, .361)...his 110 hits at Kauffman tied Willie Wilson (1980) for the fifth-most in Royals history...his four three-double games were two more than any other Royals player in any season...according to Elias, he became the first player in the modern era (since at least 1900) to record four three-double games in the same season...posted three-double games July 8 at Detroit, Aug. 8 vs. Oakland, Aug. 18 at Chicago (AL) and Sept. 9 vs. Detroit...teamed with Alberto Callaspo (41) to combine for 92 doubles, the most by a Royals duo in club history (matched in 2011 by combo of Alex Gordon-45 and Jeff Francoeur-47)...bested Hal McRae (46) and Frank White (45) in 1982...hit .290 with 27 doubles, eight home runs and 38 RBI in 86 games prior to the All-Star break, but then turned it on to hit .314 with 24 doubles, 13 home runs and 55 RBI in 73 games following the break...his 55 RBI post-break tied for ninth-most in baseball while his 24 doubles were tied for fourth...collected 26 RBI in the month of September, which led the AL and tied for second in baseball as he was named AL Player of the Month...earned AL Player of the Week honors twice: Aug. 3-9 and Sept. 7-13.

2008—Was on the Royals Opening Day roster and hit .275 with 11 home runs and 55 RBI in 124 with Kansas City...slugged .590 against lefties, the second-best among all AL hitters with at least 140 at bats against southpaws...his .340 average against left-handed pitchers ranked third...also batted .337 with five home runs and 13 RBI in 26 games during a one-month stay at Triple-A Omaha from May 16 to June 18.

2007—Opened the 2007 season at Triple-A Omaha...had his contract selected by Kansas City May 1...became the 12th-youngest player and seventh-youngest position player to make his MLB debut for the Royals at 21 years and 13 days...made his Major League debut May 1, starting in left field...singled off Bartolo Colón that day against Los Angeles (AL) for his first ML hit...connected for his first home run June 26 at Los Angeles (AL), a solo shot off Ervin Santana...went 3-for-5 with six RBI July 3 vs. Seattle, recording a three-run homer in the first and a three-run double in the second...his six RBI tied Calvin Pickering (Aug. 22, 2004 vs. Texas) for the most by a Royals rookie...was named American League Rookie of the Month in July.

2006—Was named to the Texas League midseason and postseason All-Star teams after batting .331 with 15 home runs and 96 RBI in 119 games...led the TL in batting...was selected as the MVP of the eighth annual XM All-Star Futures Game in Pittsburgh July 9...went 2-for-3 with a two-run homer as the USA team beat the World squad, 8-5...was a member of the Team USA squad that qualified for the 2008 Olympics.

2005—Was named California League Rookie of the Year after hitting .348 with 25 home runs and 91 RBI in 92 games for Single-A High Desert...also batted .313 with five home runs and 19 RBI in 29 games at Double-A Wichita...named to the CL midseason and postseason All-Star teams and was the designated hitter on the *Baseball America* Minor League All-Star team...was named Co-Player of the Year at High Desert...was a member of Team USA

2004—Was named Idaho Falls Player of the Year after leading the Pioneer League in batting (.373), RBI (68) and runs (74)...tied for the league lead in doubles (22)...was a *Topps* Single-A Short Season/Rookie League All-Star.

PERSONAL/MISCELLANEOUS

Billy Ray Butler was originally signed by Kansas City scout Cliff Pastornicky...is married, Katie...the couple has two daughters, Kenley and Karsyn...graduated from Wolfson (Jacksonville, Fla.) High... he and RHP Eric Hurley (30th overall to Rangers) became just the fifth high school teammates to both be first-rounders in the same draft...named Florida Times Union Player of the Year...member of Team Florida USA squad...participated in the 2008, 2009, 2010, 2011, 2012, 2013 and 2014 Royals Caravan as well as the 2008, 2009, 2010, 2011, 2013 and 2014 FanFest...named winner of the 47th annual Hutch Award in 2011, given each year to a major league baseball player who best exemplifies the honor, courage and dedication of baseball great Fred Hutchinson, both for on-field achievement and off-the-field work...he and his wife created the “Hit it a Ton” campaign in 2008, donating one ton of food for each home run and a half of ton for each double to the Bishop Sullivan Center and St. James Place in Kansas City...also helped create Billy’s Barbecue Sauce, which started selling in 2013 with a portion of sales going to the “Hit it a Ton” campaign.

LIFETIME PLAYING RECORD

Year	Club	AVG.	G	AB	R	H	2B	3B	HR	RBI	SH	SF	HP	BB	SO	SB	CS	SLG	OBP	E
2004	Idaho Falls	.373	74	260	74	97	22	3	10	68	0	3	4	57	63	5	0	.596	.488	12
2005	High Desert	.348	92	379	70	132	30	2	25	91	0	3	6	42	80	0	0	.636	.419	21
	Wichita	.313	29	112	14	35	9	0	5	19	0	0	0	7	18	0	0	.527	.353	3
2006	Wichita	.331	119	477	82	158	33	1	15	96	1	8	8	41	67	1	0	.499	.388	7
2007	Omaha	.291	57	203	40	59	10	1	13	46	1	6	3	43	32	1	0	.542	.412	7
	KANSAS CITY	.292	92	329	38	96	23	2	8	52	0	2	2	27	55	0	0	.447	.347	3
2008	KANSAS CITY	.275	124	443	44	122	22	0	11	55	0	2	0	33	57	0	1	.400	.324	2
	Omaha	.337	26	101	18	34	6	1	5	13	0	0	0	14	7	0	0	.564	.417	0
2009	KANSAS CITY	.301	159	608	78	183	51	1	21	93	0	4	2	58	103	1	0	.492	.362	10
2010	KANSAS CITY	.318	158	595	77	189	45	0	15	78	0	9	5	69	78	0	0	.469	.388	6
2011	KANSAS CITY	.291	159	597	74	174	44	0	19	95	0	7	3	66	95	2	1	.461	.361	0
2012	KANSAS CITY	.313	161	614	72	192	32	1	29	107	0	4	7	54	111	2	1	.510	.373	3
2013	KANSAS CITY	.289	162	582	62	168	27	0	15	82	0	4	3	79	102	0	0	.412	.374	0
2014	KANSAS CITY	.271	151	549	57	149	32	0	9	66	0	8	5	41	96	0	0	.379	.323	2
ML Totals		.295	1166	4317	502	1273	276	4	127	628	0	40	27	427	697	5	3	.449	.359	26

CAREER TRANSACTIONS

2004 — Selected by the Kansas City Royals organization in the 1st round (14th selection overall) of the First-Year Player Draft. **2014** — Elected free agency, November 1; signed by the Oakland Athletics, November 19.

WILD CARD RECORD

Year	Club/Opp.	AVG.	G	AB	R	H	2B	3B	HR	RBI	SH	SF	HP	BB	SO	SB	CS	SLG	OBP	E
2014	KC vs. OAK	.500	1	4	0	2	0	0	0	2	0	0	0	0	1	0	0	.500	.500	0

DIVISION SERIES RECORD

Year	Club/Opp.	AVG.	G	AB	R	H	2B	3B	HR	RBI	SH	SF	HP	BB	SO	SB	CS	SLG	OBP	E
2014	KC vs. LAA	.000	3	9	1	0	0	0	0	0	0	0	0	3	1	1	0	.000	.250	0

LEAGUE CHAMPIONSHIP SERIES RECORD

Year	Club/Opp.	AVG.	G	AB	R	H	2B	3B	HR	RBI	SH	SF	HP	BB	SO	SB	CS	SLG	OBP	E
2014	KC vs. BAL	.286	4	14	1	4	2	0	0	3	0	2	0	1	2	0	0	.429	.294	0

WORLD SERIES RECORD

Year	Club/Opp.	AVG.	G	AB	R	H	2B	3B	HR	RBI	SH	SF	HP	BB	SO	SB	CS	SLG	OBP	E
2014	KC vs. SF	.333	5	15	1	5	1	0	0	3	0	0	0	1	1	0	0	.400	.375	0

ALL-STAR GAME RECORD

Year	Club/Site.	AVG.	G	AB	R	H	2B	3B	HR	RBI	SH	SF	HP	BB	SO	SB	CS	SLG	OBP	E
2012	AL/K.C.	.000	1	2	0	0	0	0	0	0	0	0	0	0	1	0	0	.000	.000	0

VS. THE AMERICAN LEAGUE

2014					CAREER					
AVG.	AB	H	HR	RBI	vs. TEAM	AVG.	AB	H	HR	RBI
.267	30	8	0	4	Baltimore	.313	211	66	10	38
.125	16	2	0	0	Boston	.316	193	61	8	32
.279	68	19	2	13	Cleveland	.292	489	143	8	63
.339	59	20	1	10	Chicago	.284	510	145	18	91
.298	57	17	2	10	Detroit	.324	512	166	11	79
.130	23	3	0	1	Houston	.231	78	18	2	7
—	0	0	0	0	Kansas City	—	0	0	0	0
.200	20	4	0	3	Los Angeles	.279	229	64	12	43
.239	71	17	0	6	Minnesota	.304	520	158	11	62
.176	17	3	0	0	New York	.266	188	50	6	21
.259	27	7	0	2	Oakland	.271	225	61	5	33
.276	29	8	0	1	Seattle	.325	209	68	8	38
.292	24	7	0	1	Tampa Bay	.283	212	60	6	25
.158	19	3	2	3	Texas	.298	215	64	6	25
.414	29	12	0	3	Toronto	.254	189	48	4	22

VS. THE NATIONAL LEAGUE

2014					CAREER					
AVG.	AB	H	HR	RBI	vs. TEAM	AVG.	AB	H	HR	RBI
.500	12	6	1	3	Arizona	.375	40	15	3	8
—	0	0	0	0	Atlanta	.200	25	5	1	3
—	0	0	0	0	Chicago	.333	12	4	0	2
—	0	0	0	0	Cincinnati	.423	26	11	2	7
.154	13	2	0	0	Colorado	.286	28	8	0	1
.250	12	3	0	1	Los Angeles	.250	12	3	0	1
—	0	0	0	0	Miami	.350	20	7	1	2
—	0	0	0	0	Milwaukee	.417	12	5	0	2
—	0	0	0	0	New York	.000	4	0	0	0
—	0	0	0	0	Philadelphia	.375	8	3	1	7
—	0	0	0	0	Pittsburgh	.313	16	5	0	2
.500	2	1	0	1	San Diego	.125	8	1	0	1
.364	11	4	1	4	San Francisco	.364	11	4	1	4
.300	10	3	0	0	St. Louis	.267	90	24	3	8
—	0	0	0	0	Washington	.240	25	6	0	1

MONTHLY BREAKDOWN

2014					CAREER					
AVG.	AB	H	HR	RBI	by MONTH	AVG.	AB	H	HR	RBI
.250	4	1	0	0	March	.182	11	2	0	0
.223	94	21	0	8	April	.289	599	173	16	81
.282	103	29	1	13	May	.280	749	210	14	99
.313	96	30	1	13	June	.303	597	181	17	80
.256	86	22	3	7	July	.286	752	215	30	112
.288	111	32	4	16	August	.307	858	263	28	133
.255	55	14	0	9	September	.309	716	221	22	122
—	0	0	0	0	October	.229	35	8	0	1

BATTING BREAKDOWN

2014					CAREER					
AVG.	AB	H	HR	RBI	by CATEGORY	AVG.	AB	H	HR	RBI
.279	265	74	5	34	Home	.312	2156	672	65	325
.264	284	75	4	32	Away	.278	2161	601	62	303
.281	167	47	2	18	Day	.289	1331	385	29	168
.267	382	102	7	48	Night	.297	2986	888	98	460
.273	341	93	3	36	Pre-ASG	.286	2252	643	55	292
.269	208	56	6	30	Post-ASG	.305	2065	630	72	336
.321	137	44	4	17	vs. LHP	.314	1129	355	49	194
.255	412	105	5	49	vs. RHP	.288	3188	918	78	434
.286	126	36	3	56	RISP	.312	1084	338	29	466
.250	8	2	0	7	Bases Loaded	.312	77	24	1	57
.667	6	4	1	3	Pinch Hitter	.314	35	11	2	4
.259	409	106	3	44	Designated Hitter	.290	2796	811	80	408

BALLPARK BREAKDOWN

	AVG.	AB	H	HR	RBI
Angel Stadium	.308	107	33	5	24
Busch Stadium	.280	25	7	1	2
Camden Yards	.318	107	34	6	17
Chase Field	.500	12	6	1	3
Citi Field	.000	4	0	0	0
Citizens Bank Park	.375	8	3	1	7
Comerica Park	.330	264	87	8	45
Coors Field	.222	9	2	0	0
Fenway Park	.286	112	32	4	18
Globe Life Park	.295	112	33	3	13
Great American	.538	13	7	1	4
Kauffman Stadium	.312	2156	672	65	325
Metrodome	.256	86	22	1	7
Miller Park	.500	2	1	0	0
Minute Maid Park	.209	43	9	2	5
Nationals Park	.167	12	2	0	0
O.co Coliseum	.252	111	28	3	12
Original Yankee Stadium	.250	16	4	0	3
PETCO Park	.125	8	1	0	1
PNC Park	.313	16	5	0	2
Progressive Field	.272	250	68	5	30
Rogers Centre	.253	99	25	1	7
Safeco Field	.267	101	27	2	14
Sun Life Stadium	.300	10	3	0	1
Target Field	.280	182	51	4	28
Tropicana Field	.227	110	25	0	7
Turner Field	.118	17	2	1	1
U.S. Cellular Field	.249	261	65	10	45
Yankee Stadium	.297	64	19	3	7

FIELDING STATISTICS

First Base

YEAR	PCT.	G	PO	A	E	TC	DP
2007	.978	13	79	8	2	89	6
2008	.992	34	233	9	2	244	27
2009	.992	145	1141	92	10	1243	123
2010	.995	127	1002	96	6	1104	101
2011	1.000	11	86	8	0	94	10
2012	.982	20	147	15	3	165	18
2013	1.000	7	56	0	0	56	4
2014	.993	37	272	24	2	298	26
Totals	.992	394	3016	252	25	3293	315

Outfield

YEAR	PCT.	G	PO	A	E	TC	DP
2007	.800	6	4	0	1	5	0
Totals	.800	6	4	0	1	5	0

BUTLER'S CAREER HIGHS

Hits: 5 (three times), September 5, 2013 vs. Seattle; May 13, 2013 at Los Angeles (AL); July 27, 2009 at Baltimore; 4 (12 times), last: August 5, 2014 at Arizona

Home Runs: 2 (seven times), April 25, 2012 at Cleveland; September 5, 2011 at Oakland; July 29, 2011 at Cleveland, September 25, 2009 vs. Minnesota; September 7, 2009 vs. Los Angeles (AL); April 29, 2009 vs. Toronto; August 30, 2008 at Detroit

Runs Batted In: 7, April 7, 2013 at Philadelphia; 6, July 3, 2007 vs. Seattle; 5, May 13, 2013 at Los Angeles (AL)

Stolen Bases: 1 (five times), last: July 5, 2012 at Toronto

Hitting Streak: 14, September 30, 2007 to April 14, 2008

Hitless Streak (At Bats): 19, April 9 to 16, 2011

Game Ending RBI: 2, July 18, 2012 vs. Seattle (home run); June 1, 2011 vs. Los Angeles-AL (home run)

Grand Slams: 1, April 7, 2013 at Philadelphia (Cole Hammels)

Pinch-Hit Home Runs: 2, July 25, 2014 vs. Cleveland (John Axford); June 17, 2012 at St. Louis (Jason Motte).

Inside-The-Park Home Runs: None.

Lead Off Home Runs: None.

OAKLAND ATHLETICS 20 OR MORE HITS IN A GAME

Hits	Opponent	Date	Hits	Opponent	Date
29	at Texas	July 1, 1979	21	at Boston	July 28, 2009
25	at Boston	June 14, 1969	21	at Detroit	August 28, 2013
24	at Cleveland	August 28, 1998	20	New York	June 12, 1971
24	Texas	September 30, 2000	20	at Cleveland	August 3, 1980
24	San Francisco	June 26, 2005	20	Cleveland	August 24, 1981
23	at Texas	May 10, 1973	20	at California	July 30, 1983
22	at Minnesota	April 27, 1980	20	at Texas	October 2, 1985
22	Cincinnati	June 9, 2004	20	at Minnesota	April 10, 1994
22	Minnesota	July 20, 2009	20	at Kansas City	May 3, 2000
22	at Minnesota	September 11, 2013	20	at Tampa Bay	September 15, 2000
21	at Baltimore	April 26, 1974	20	at Cleveland	August 2, 2001
21	at Seattle	April 13, 1990	20	at Los Angeles	May 1, 2008
21	at Detroit	August 15, 1998	20	at Chicago (AL)	September 8, 2009
21	at Kansas City	June 18, 2000	20	at Kansas City	August 12, 2014

**INFIELDER/OUTFIELDER****Height/Weight:** 6-1 / 198**Bats/Throws:** Right / Right**Birthdate:** February 15, 1989**Opening Day Age:** 26**Birthplace/Resides:** San Jose, California / San Jose, California**Major League Service:** None**Obtained:** Acquired from Colorado for Austin House and cash, December 11, 2014**Contract Status:** First year of a one-year contract through 2015**CAREER HIGHLIGHTS**

Was acquired by the A's December 11, 2014 from the Rockies, who selected him from the Marlins organization in the Rule 5 draft earlier that day...hit .285 (499-for-1750) with 68 home runs and 303 RBI in 496 games in five seasons in the Miami farm system...has appeared in 336 games at first base, 83 in left field, 29 at third base, nine in right field and one at catcher....led the Marlins farm system in RBI (85) and ranked second in home runs (25) in 2011.

2014 HIGHLIGHTS

Spent the entire season at Triple-A New Orleans where he batted a career-high .303 with 20 home runs and 82 RBI in 127 games...added 57 walks for a career-high .384 on-base percentage...also had career highs in at bats (465), runs (83), hits (141), extra base hits (51) and strikeouts (112) and matched his best in triples (3)...ranked sixth in the Pacific Coast League in runs, eighth in on-base percentage, ninth in hits and RBI and 10th in total bases (235)...ranked second in the Marlins farm system in home runs, fourth in RBI and seventh in batting...led the Zephyrs in runs, hits, walks and on-base percentage...hit .311 (103-for-331) against right-handed pitching compared to .284 (38-for-134) against left-handers...had a .331 batting average with runners in scoring position...12 of his 20 home runs came with runners on base...batted .259 when leading off an inning...appeared in 61 games in left field, 40 at first base and 18 at third base...had five assists as an outfielder...committed two errors as an outfielder (.983 fielding percentage), two as a first baseman (.994) and three as a third baseman (.909)...hit .400 with eight home runs and 32 RBI in his 40 games at first base...saw his most action with 78 games batting third in the order...hit in every spot in the order except first, second and eighth...hit .100 with a home run and seven RBI in 17 games for Cibaenas in the Dominican Winter League following the season.

NEW ORLEANS: Got off to a slow start as he batted .229 with two home runs and nine RBI in 21 games in April...then hit .280 with six home runs and 20 RBI in 23 games in May...had his lone two-homer game of the season May 5 at Round Rock...also had a season-high three hits and three RBI in that contest...homered four times over a four-game stretch from May 5-8...was batting .243 entering play May 29...then went 39-for-95 (.411) with 24 runs scored and 23 RBI over a 25-game stretch from May 29 to June 24 to lift his average to .309...his average would not dip below .300 for the remainder of the season...reached base safely in 30 consecutive games from June 17 to July 21, which tied for the third longest reaching base streak in the PCL in 2014...hit .393 with a .481 on-base percentage during the streak...had a season-high 10-game hitting streak from June 28 to July 8 (16-for-41, .390)...finished June with a .384 batting average and a .457 on-base percentage in 27 games...then hit .337 with a .421 on-base percentage in 26 games in July...went 8-for-13 (.615) with six runs scored over a three-game stretch from July 13 to 18 to boost his average to a season-high .326...then went 37-for-146 (.253) over his final 42 games to finish the year at .303.

CAREER

2013—Batted .273 with 13 home runs and 58 RBI in a career-high 128 games for Double-A Jacksonville...also had career highs in doubles (32), hit by pitches (15) and sacrifice hits (5)...ranked third in the Southern League in doubles, sixth in on-base percentage (.371) and extra base hits (47) and 10th in total bases (191)...led the Suns in games, at bats (425), runs (63), hits (116), doubles, RBI, walks (54) and strikeouts (102)...hit .313 against left-handed pitching, .259 against right-handers...had a .236 batting average at the All-Star Break...then hit .342 after the break...batted .322 on the road compared to .226 at home...hit .146 with runners in scoring position and two outs...appeared in 111 games at first base and

12 in left field...hit in every spot in the batting order except leadoff...saw his most action with 52 games in the clean-up spot...also hit .343 in 19 games batting third...went 1-for-24 over his first seven games before hitting safely in eight straight contests from April 13 to 21 (14-for-31, .452)...finished April with a .282 batting average but then hit .200 in May and .230 in June...had a season-high nine-game hitting streak from July 20 to 29...went 19-for-33 (.576) with six runs scored, five doubles, three home runs (1,000 slugging percentage), 12 RBI, three walks and a hit by pitch (.622 on-base percentage) during the streak...that included a 5-for-6 performance July 21 at Tennessee...hit .370 with four home runs and 17 RBI in July, his best monthly figures in 2013...then batted .283 in August.

2012—Spent the entire season at Single-A Jupiter where he batted .293 with six home runs and 68 RBI in 114 games...had career highs in triples (3) and sacrifice flies (8)...led the Florida State League in sacrifice flies, ranked fourth in on-base percentage (.382), eighth in batting, tied for eighth in RBI and tied for 10th in walks (54)...batted .331 against left-handed pitching compared to .268 against right-handers...had a .310 batting average on the road...hit .333 with runners in scoring position...batted .400 in the eighth inning or later...appeared in 90 games at first base, 11 at third base and one at catcher...hit in every spot in the order from second through fifth but has his most playing time with 95 games hitting clean-up...hit .280 with two home runs and 12 RBI over his first 21 games before going on the disabled list May 2 with a sprained left thumb...was reinstated May 17...had a season-high 10-game hitting streak from May 22 to June 2 (15-for-39, .385)...hit .348 in 13 games in May...started at catcher in the second game of a July 16 doubleheader against Tampa and went 0-for-3...batted .315 over a 31-game stretch from July 17 to Aug. 19...had a .176 (6-for-34) batting average and four RBI in eight postseason games.

2011—Batted .276 in his first full season at Single-A Greensboro...had career highs in home runs (25), RBI (85), walks (59), stolen bases (7) and slugging percentage (.529)...ranked second in the South Atlantic League in home runs and slugging, sixth in RBI and 10th in on-base percentage (.374)...led the Marlins farm system in RBI and ranked second in home runs...batted .306 with 16 of his 25 home runs and 50 of his 85 RBI at home...20 of his home runs came off right-handed pitching...was 5-for-10 with two home runs and 16 RBI with the bases loaded...connected for grand slams June 4 against Lakewood and Aug. 27 against Delmarva...appeared exclusively at first base on defense (95 games)...batted .417 in 13 games in April...had 11 home runs and 25 RBI over a 27-game stretch from May 5 to June 17...was on the disabled list from May 10 to 24 with a sprained left wrist...homed twice May 26 at Lakewood and June 4 against Lakewood...drove in five runs on the 4th and then had a season-high seven RBI three games later at Hagerstown June 7...batted .327 with seven home runs and 26 RBI in 28 games in July...added 22 walks for a .446 on-base percentage...went 8-for-31 (.258) with a double, five walks and eight RBI in seven postseason games to help Greensboro to the SAL Championship

2010—Began his professional career with the Marlins affiliate in the Gulf Coast Rookie League and went 3-for-17 (.176) in six games before he was transferred to Short Season Single-A Jamestown Aug. 21...batted .264 with four home runs and nine RBI in 14 games with the Jammers and combined for a .243 average overall...went 1-for-3 in his debut Aug. 15 against the Mets GCL club...hit his first professional home run in his New York-Penn League debut Aug. 22 in the second game of a doubleheader against Auburn.

PERSONAL/MISCELLANEOUS

Mark David Canha was originally signed by Marlins scout John Hughes...graduated from Bellarmine College Prep where he earned 2007 West Coast Athletic League MVP honors...attended the University of California, Berkeley where he was a two-time All Pac-10 selection...hit .333 with 22 home runs and 118 RBI in his Cal career.

LIFETIME PLAYING RECORD

Year	Club	AVG.	G	AB	R	H	2B	3B	HR	RBI	SH	SF	HP	BB	SO	SB	CS	SLG	OBP	E
2010	GCL Marlins	.176	6	17	3	3	0	0	0	1	0	1	1	2	1	1	1	.176	.286	0
	Jamestown	.264	14	53	7	14	3	1	4	9	0	0	0	6	13	0	0	.585	.339	2
2011	Greensboro	.276	107	384	72	106	22	0	25	85	0	7	5	59	85	7	3	.529	.374	5
2012	Jupiter	.293	114	406	65	119	24	3	6	68	1	8	9	54	75	1	3	.411	.382	10
2013	Jacksonville	.273	128	425	63	116	32	2	13	58	5	5	15	54	102	6	1	.449	.371	9
2014	New Orleans	.303	127	465	83	141	28	3	20	82	0	7	8	57	112	3	1	.505	.384	7
Minor League Totals		.285	496	1750	293	499	109	9	68	303	6	28	38	232	388	18	9	.474	.375	33

CAREER TRANSACTIONS

2010 — Selected by the Florida Marlins organization in the 7th round of the First-Year Player Draft. **2014** — Selected by the Colorado Rockies in the Rule 5 draft, December 11. Traded to the Oakland Athletics for minor league pitcher Austin House and cash considerations, December 11.

ROOKIE RULE

The Baseball Writers Association of America considers a player a rookie unless during the previous season or seasons he has (a) exceeded 130 at-bats or 50 innings pitched in the major leagues; or (b) accumulated more than 45 days on the active roster of a major league club (excluding military service), during the 25-player limit. The 25-player limit is in effect from Opening Day until August 31.

There are 12 rookies on the A's 40-man roster: Raul Alcantara, R.J. Alvarez, Chris Bassitt, Billy Burns, Mark Canha, Kendall Graveman, Tyler Ladendorf, Arnold Leon, Sean Nolin, Renato Núñez, Rangel Ravelo and Taylor Thompson

CATCHER**Height/Weight:** 5-10 / 190 **Bats/Throws:** Switch / Right**Birthdate:** December 20, 1980 **Opening Day Age:** 34**Birthplace/Resides:** Silver Spring, Maryland / Flower Mound, Texas**Major League Service:** 1 year, 37 days**Obtained:** Signed to a minor league contract, January 22, 2015**Contract Status:** First year of a one-year contract through 2015**NON-ROSTER INVITEE****CAREER HIGHLIGHTS**

Has spent parts of four seasons in the majors with San Diego (2008), Arizona (2009) and Cleveland (2010, 2012) and is a .179 career hitter with three home runs and 11 RBI in 56 games...saw his most action when he made his Major League debut with the Padres in 2008, hitting .149 in 36 games...made his debut in a start at catcher May 10, 2008 against Colorado in Greg Maddux' 350th career win...went 5-for-14 (.357) in six games with Cleveland in 2010...has a .245 (655-for-2676) average with 39 home runs and 305 RBI in 857 games in 13 seasons in the minors with the Tigers, Padres, Diamondbacks, Pirates, Indians and Angels organizations...has walked 449 times for a .355 on-base percentage.

2014 HIGHLIGHTS

Returned to the Cleveland organization and spent the entire season with Triple-A Columbus where he batted .217 with five home runs and 23 RBI in 61 games...added 29 walks for a .330 on-base percentage...hit .232 (29-for-125) with three home runs against right-handed pitchers compared to .186 (11-for-59) with two home runs against left-handers...had 20 of his 23 RBI against righties...had a roller coaster season with his batting average, as he batted .174 in May, .304 in June, .164 in July and .288 in August...had a .262 average with runners in scoring position but hit just .154 with RISP and two outs...was 3-for-5 (.600) with nine RBI with the bases loaded...connected for four of his five home runs in the seventh inning or later...all five of his home runs were solo shots...batted .289 in 12 day games, .199 in 49 contests at night...committed five errors in 58 games at catcher for a .989 fielding percentage...tossed out 11-of-53 (20.8%) attempted base stealers...also went 1-for-7 (.143) in two games as the designated hitter and was 0-for-1 as a pinch hitter...appeared in 51 games batting ninth, seven hitting eighth, two from the seven spot and batted fifth once.

COLUMBUS: Went 1-for-3 in his first game of the season April 5 against Indianapolis...that would be his only game before going on the disabled list April 11 with a sprained right calf...was reinstated from the DL May 3 and went 5-for-39 (.128) over his first 15 games following his return...drilled a pair of doubles May 11 against Syracuse...drove in his first run of the season in his 17th game on May 30 against Louisville...that started a nine-game stretch where he went 10-for-28 (.357) to boost his average from .143 to .229...then hit .164 (11-for-67) over a 24-game stretch from June 27 to Aug. 4...had a season-high four RBI July 13 at Indianapolis...hit safely in a season-best eight consecutive games from Aug. 8 to 20...went 11-for-24 (.458) with five doubles, two home runs and eight RBI during the hitting streak...doubled in five consecutive games from Aug. 10 to 17...went 3-for-4 with a double, home run and four RBI Aug. 16 at Toledo...it was his only three-hit game of the season and the RBI matched his season high...hit two of his five home runs and had 10 of his 23 RBI in 17 games in August...batted .288 in the month and added 12 walks for a .422 on-base percentage...went 3-for-8 (.375) two doubles, four RBI and a walk in three postseason games for the Clippers.

CAREER

2013—Spent the entire season with Triple-A Salt Lake in the Los Angeles (AL) organization, hitting .230 with four home runs and 29 RBI in 77 games...added 40 walks for a .339 on-base percentage...batted .242 with 26 of his 29 RBI against right-handed pitching compared to .180 against left-handers...had all 12 of his extra base hits (eight doubles, four home runs) against righties for a .345 slugging percentage...connected for three of his four home runs on the road...hit .149 over his first 30 games through May 27, .361 over his next 20 contests from May 30 to July 11 and .200 over his final 25 games

beginning July 12...had a .385 batting average in the ninth inning or later...batted .172 with runners in scoring position, including .154 with RISP and two outs...hit .295 in day games, .215 at night... appeared in 70 games at catcher...tossed out 14-of-67 (20.9%) attempted base stealers...went 2-for-13 (.154) in six games as the designated hitter and was 1-for-3 (.333) with a walk as a pinch hitter...saw his most playing time with 64 games hitting eighth...also batted seventh (6 games), sixth (3), second (2) and ninth (2)...had 13 multiple hit games, all two-hit contests...batted .141 in 20 games in May and was hitting .167 in 32 games overall over the first two months of the season...then hit .349 with 13 RBI in 14 games in June...hit a grand slam and a season-high four RBI June 8 against Fresno...had a season-best seven-game hitting streak from June 29 to July 11 (10-for-24, .417)...went 3-for-20 (.150) with three runs, a RBI and four walks in seven postseason games for the Bees.

2012—Had a four-game stint with Cleveland in May when Carlos Santana was on the concussion disabled list...was selected by the Indians May 26 and went 3-for-14 (.214) with a RBI in three games before he was optioned to Triple-A Columbus June 5...was designated for assignment June 12 and outrighted to the Clippers June 15...spent the balance of the season with Columbus where he hit .252 with three home runs and 27 RBI in 62 games...had more walks (34) than strikeouts (26) for the second time in his career...batted .273 with all three of his home runs against right-handed pitching compared to .192 against left-handers...also hit all three of his home runs at home...went 3-for-4 (.750) with a grand slam and 10 RBI with the bases loaded...committed four errors in 62 games behind the plate for a .992 fielding percentage...tossed out 18-of-56 (32.1%) attempted base stealers...went 5-for-14 (.357) with a home run and two RBI in four games before he was placed on the disabled list April 13 with a strained right hamstring...was reinstated April 21 and hit safely in each of his first three games following his return, giving him a season-high six-game hitting streak overall...went 11-for-20 (.555) with six RBI during the streak...then went 4-for-42 (.095) over a 13-game stretch from April 28 to May 24...hit a grand slam and drove in a season-high four runs July 8 against Indianapolis...was batting .228 entering play Aug. 10 but went 15-for-44 (.341) with five doubles and seven RBI over his final 13 games to finish the year at .252.

2011—Spent the entire season at Triple-A Columbus where he batted .213 with five home runs and 27 RBI in 63 games in a season shortened due to two stints on the disabled list with right elbow soreness and a right thumb injury...added 44 walks for a .364 on-base percentage...hit .226 with four of his five home runs against right-handed pitching compared to .188 against left-handers...had a .237 batting average with all five of his home runs and 23 of his 27 RBI in 44 games before the All-Star Break...then hit .158 in 19 games after the break...committed just one error in 60 games at catcher for a .998 fielding percentage...tossed out 17-of-68 (25.0%) attempted base stealers...also went 0-for-3 in one game at designated hitter and was 0-for-1 with a walk as a pinch hitter...batted .320 with three home runs and nine RBI hitting ninth...hit .341 with two home runs, eight RBI and 13 walks (.483 on-base percentage) in 15 games in April...was batting .345 with three of his five home runs and 15 of his 27 RBI over his first 20 games through May 8...was placed on the disabled list June 23 with a strained right elbow...was reinstated July 7 but did not appear in a game before returning to the DL July 11 with the same injury...was reinstated again on July 30 and .158 with three doubles and four RBI in 19 games following his return...went 4-for-15 (.267) with a home run, five RBI and two walks in four postseason games for the Clippers.

2010—Spent the entire minor league season at the Triple-A level where he batted a combined .238 with 10 doubles, two home runs and 29 RBI in 76 games with Indianapolis and Columbus...began the season in the Pittsburgh organization and hit .239 with two home runs and 23 RBI in 63 games with Indianapolis...was traded to the Cleveland organization Aug. 10 for infielder Brian Bixler and batted .231 with two home runs and six RBI in 13 games with the Clippers...went 7-for-20 (.350) with five runs, three doubles, two home runs and five RBI in six playoff games with Columbus...was selected by Cleveland Sept. 23 after Columbus won the International League title and the Triple-A Championship Game...hit .357 with two home runs and three RBI in six games with the Indians...appeared at catcher in all six games, including four starts...Tribe pitchers posted an ERA of 2.68 with him behind the dish and he threw out 2-of-6 (33.3%) base runners attempting to steal...homed in two of his last three games...played for Cibaenas in the Dominican Winter League following the season and went 1-for-23 (.043) with eight walks in 13 games...while at Triple-A, he hit .317 against left-handed pitching compared to .212 against right-handers...appeared in 73 games at catcher and one in right field...tossed out 27-of-87 (31.0%) attempted base stealers

2009—Was named to Team Canada for 2009 World Baseball Classic but did not appear in a game...spent the majority of season with Triple-A Reno in the Arizona organization where he made 60 appearances behind the plate and 11 at first base...batted .321 with seven home runs and 35 RBI in 72 games...the home runs and RBI were his best marks as a minor leaguer...added 45 walks for a .430 on-base percentage...threw out 16-of-45 (35.6%) of runners attempting to steal against him...hit .347 against right-handed pitchers compared to .254 against left-handers...batted .365 during the day, .346 on the road and .308 with runners in scoring position...reached base safely in 22 consecutive games from May 10 through June 11...hit .293 with a .391 on-base percentage during the streak...had his contract selected by Arizona June 23 and went 3-for-18 (.167) in 10 games with the Diamondbacks...opponents were successful in all six of their stolen base attempts off him...made his first of four starts behind the plate June 16 against Los Angeles (AL) and went 0-for-4...was optioned back to Reno July 28...hit .382 during the month of August, which ranked second among Pacific Coast League hitters...was recalled again by Arizona Sept. 8...went 0-for-3 in three pinch-hitting appearances through the end of the season.

2008—Made his Major League debut with San Diego and batted .149 with a home run and six RBI in 36 games over three stints with the Padres...hit .138 in 30 games during his first stint from May 9 to July 23...went 3-for-11 (.273) during his second stay from Aug. 9 to 20...was recalled for a third time Sept. 2 and went 0-for-3 in four games...tossed out 7-of-32 (21.9%) attempted base stealers...his debut came in a start at catcher May 10, 2008 against Colorado in Greg Maddux' 350th career win...according to the Elias Sports Bureau only two catchers previously made their Major League debuts at catcher with Maddux on the mound (Rick Wilkins with the Cubs on June 6, 1991 and Fernando Lunar with Atlanta on May 8, 2000)...doubled off Colorado's Manuel Corpas for first career hit May 11...went 2-for-5 with four RBI while hitting his first career home run off Matt Herges Aug. 10 at Colorado...spent the balance of the season at Triple-A Portland and hit .261 with four home runs and 19 RBI in 31 games...batted .288 against right-handed pitcher, .133 against lefties...had a .471 batting average with runners in scoring position, including .556 with RISP and two outs...tossed out 9-of-23 (39.1%) attempted base stealers...hit .234 with five RBI in 21 games for Cibao in the Dominican Winter League.

2007—Spent the entire season at Triple-A Portland and batted .220 with no home runs and 17 RBI in 98 games...the games played were his most as a minor leaguer...also had minor league career highs in at bats (300), doubles (20) and strikeouts (77)...appeared in 82 games at catcher, nine at second base and two as designated hitter...led Pacific Coast League catchers in total chances (654) and putouts (600)...tossed out 26-of-90 (28.9%) attempted base stealers...had a 53-game errorless streak behind the plate from May 25 to Sept. 2...hit .185 with a home run and three RBI in 20 games with Oriente in the Dominican Winter League.

2006—Started the year at Double-A Mobile and went 0-for-5 in two games before he was promoted to Triple-A Portland April 11...hit .266 with four home runs and 29 RBI in 73 games with the Beavers...combined for a .261 batting average in 75 games overall...walked 49 times, which are his most as a minor leaguer...hit .333 against left-handed pitching, .231 against right-handers...committed five errors in 72 games at catcher (.991 fielding percentage) and tossed out 25-of-69 (36.2%) attempted base stealers...also appeared in one game at second base...hit .143 with three RBI in three games with Cibaenas in the Dominican Winter League.

2005—Made his Double-A debut with Mobile and hit .257 with two home runs and 25 RBI in 88 games with the BayBears...appeared in 58 games at catcher and tossed out 36-of-75 (48.0%) attempted base stealers, which was the third best percentage in the Southern League...also had seven games at designated hitter and was 7-for-18 (.389) with a home run, six RBI and five walks as a pinch hitter...batted .394 in April, .311 during the day and .304 when leading off an inning

2004—Split his season between the Padres two Single-A affiliates at Lake Elsinore and Fort Wayne...combined for a .238 batting average with one home run and 24 RBI in 64 games...appeared exclusively at catcher on defense (63 games) and tossed out 25-of-86 (29.1%) attempted base stealers...hit his first professional home run May 4 at High Desert.

2003—Was released by Detroit during the spring and signed with San Diego April 29...batted a combined .247 with no home runs and 11 RBI in 45 games with Single-A Fort Wayne and Single-A Eu-

gene...appeared in 43 games at catcher and one at third base...tossed out 15-of-49 (30.6%) attempted base stealers.

2002—Batted .227 with no home runs and 10 RBI in 45 games in his professional debut with Oneonta... added 34 walks for a .371 on-base percentage...appeared in 44 games at catcher and one at designated hitter...tossed out 13-of-54 (24.1%) attempted base stealers.

PERSONAL/MISCELLANEOUS

Lucas Christopher Carlin...is married, Kimberly...has two daughters, Olivia and Evelyn Kate...is a 1998 graduate of Philemon Wright High School in Gatineau, Quebec, Canada, where he played baseball, football, basketball, volleyball and ran track...attended Northeastern University in Boston, where he was named an All-America East conference selection as a junior after hitting .364 with 46 runs, nine doubles, six home runs, 31 RBI and 17 stolen bases...hit .315 with 42 runs, seven doubles, six home runs and 38 RBI as a sophomore at Northeastern.

LIFETIME PLAYING RECORD

Year	Club	AVG.	G	AB	R	H	2B	3B	HR	RBI	SH	SF	HP	BB	SO	SB	CS	SLG	OBP	E
2002	Oneonta	.227	45	150	23	34	5	2	0	10	1	1	1	34	28	0	2	.287	.371	9
2003	Fort Wayne	.240	17	50	2	12	0	0	0	4	0	0	0	4	11	0	1	.240	.296	2
	Eugene	.250	28	100	14	25	7	0	0	7	0	0	2	14	25	1	0	.320	.353	3
2004	Lake Elsinore	.262	37	107	12	28	7	0	1	12	0	2	0	10	19	0	1	.355	.319	4
	Fort Wayne	.212	27	99	10	21	6	3	0	12	0	1	0	11	23	1	0	.333	.288	3
2005	Mobile	.257	88	230	24	59	8	1	2	25	1	1	1	35	46	3	3	.326	.356	7
2006	Mobile	.000	2	5	0	0	0	0	0	0	0	0	0	1	0	0	0	.000	.000	0
	Portland	.266	73	244	27	65	14	1	4	29	1	1	2	49	54	0	0	.381	.392	5
2007	Portland	.220	98	300	35	66	20	2	0	17	6	0	0	47	77	0	3	.300	.326	4
2008	Portland	.261	31	88	12	23	3	0	4	19	0	2	2	19	27	0	0	.432	.396	3
	SAN DIEGO	.149	36	94	12	14	3	1	1	6	0	0	1	10	34	0	0	.234	.238	3
2009	Reno	.321	72	237	45	76	17	0	7	35	1	1	1	45	55	4	4	.481	.430	2
	ARIZONA	.167	10	18	3	3	0	0	0	1	0	0	0	3	3	0	0	.167	.286	0
2010	Indianapolis	.239	63	205	23	49	8	1	2	23	0	2	2	27	49	5	2	.317	.331	5
	Columbus	.231	13	39	9	9	2	0	2	6	1	1	0	7	11	0	0	.436	.340	1
	CLEVELAND	.357	6	14	4	5	0	0	2	3	0	0	0	2	5	0	0	.786	.438	0
2011	Columbus	.213	63	188	33	40	8	0	5	27	2	2	2	44	45	0	0	.335	.364	1
2012	Columbus	.252	62	206	23	52	10	0	3	27	1	2	1	34	26	0	1	.345	.358	4
	CLEVELAND	.214	4	14	2	3	1	0	0	1	0	0	0	3	1	0	0	.286	.214	0
2013	Salt Lake	.230	77	244	39	56	8	0	4	29	6	1	1	40	53	6	3	.311	.339	8
2014	Columbus	.217	61	184	22	40	13	0	5	23	3	0	2	29	39	0	0	.370	.330	5
AL Totals		.286	10	28	6	8	1	0	2	4	0	0	0	2	8	1	0	.535	.333	0
NL Totals		.152	46	112	15	17	3	1	1	7	0	0	1	13	37	0	0	.223	.246	3
ML Totals		.179	56	140	21	25	4	1	3	11	0	0	1	15	45	1	0	.286	.263	3

CAREER TRANSACTIONS

2002 — Selected by the Detroit Tigers organization in the 10th round of the First-Year Player Draft. **2003** — Released, March 28; signed by the San Diego Padres to a minor league contract, April 29. **2008** — Elected free agency, November 3. **2009** — Signed by the Arizona Diamondbacks to a minor league contract, January 11. Elected free agency, December 8. **2010** — Signed by the Pittsburgh Pirates to a minor league contract, January 6. Traded to the Cleveland Indians organization for infielder Brian Bixler, August 10. Elected free agency, November 5; re-signed by Cleveland to a minor league contract, November 26. **2012** — Elected free agency, October 9; signed by the Los Angeles Angels to a minor league contract, November 13. **2013** — Elected free agency, November 5. **2014** — Signed by the Cleveland Indians to a minor league contract, January 24. Elected free agency, November 3. **2015** — Signed by the Oakland Athletics to a minor league contract, January 22.

VS. THE AMERICAN LEAGUE

2014					CAREER					
AVG.	AB	H	HR	RBI	vs. TEAM	AVG.	AB	H	HR	RBI
—	0	0	0	0	Cleveland	.000	4	0	0	0
—	0	0	0	0	Chicago	.333	6	2	1	1
—	0	0	0	0	Detroit	.500	6	3	1	1
—	0	0	0	0	Kansas City	.188	16	3	0	2
—	0	0	0	0	Los Angeles	.000	4	0	0	0
—	0	0	0	0	Minnesota	.000	3	0	0	0
—	0	0	0	0	New York	.333	3	1	0	0
—	0	0	0	0	Seattle	.143	7	1	0	0
—	0	0	0	0	Texas	.000	1	0	0	0

VS. THE NATIONAL LEAGUE

2014					CAREER					
AVG.	AB	H	HR	RBI	vs. TEAM	AVG.	AB	H	HR	RBI
—	0	0	0	0	Arizona	.333	3	1	0	0
—	0	0	0	0	Atlanta	.000	3	0	0	0
—	0	0	0	0	Chicago	.143	7	1	0	0
—	0	0	0	0	Cincinnati	.125	16	2	0	0
—	0	0	0	0	Colorado	.174	23	4	1	5
—	0	0	0	0	Florida	.333	6	2	0	0
—	0	0	0	0	Los Angeles	.333	3	1	0	2
—	0	0	0	0	Milwaukee	.000	2	0	0	0
—	0	0	0	0	New York	.143	7	1	0	0
—	0	0	0	0	Philadelphia	.250	4	1	0	0
—	0	0	0	0	Pittsburgh	.000	1	0	0	0
—	0	0	0	0	San Diego	—	0	0	0	0
—	0	0	0	0	San Francisco	.000	4	0	0	0
—	0	0	0	0	St. Louis	.125	8	1	0	0
—	0	0	0	0	Washington	.333	3	1	0	0

MONTHLY BREAKDOWN

2014					CAREER					
AVG.	AB	H	HR	RBI	by MONTH	AVG.	AB	H	HR	RBI
—	0	0	0	0	April	—	0	0	0	0
—	0	0	0	0	May	.182	55	10	0	1
—	0	0	0	0	June	.103	29	3	0	2
—	0	0	0	0	July	.148	27	4	0	1
—	0	0	0	0	August	.273	11	3	1	4
—	0	0	0	0	September	.308	13	4	1	2
—	0	0	0	0	October	.200	5	1	1	1

BATTING BREAKDOWN

2014					CAREER					
AVG.	AB	H	HR	RBI	by CATEGORY	AVG.	AB	H	HR	RBI
—	0	0	0	0	Home	.182	88	16	1	5
—	0	0	0	0	Away	.173	52	9	2	6
—	0	0	0	0	Day	.189	53	10	2	8
—	0	0	0	0	Night	.172	87	15	1	3
—	0	0	0	0	Pre-ASG	.158	101	16	0	3
—	0	0	0	0	Post-ASG	.231	39	9	3	8
—	0	0	0	0	vs. LHP	.162	37	6	0	1
—	0	0	0	0	vs. RHP	.184	103	19	3	10
—	0	0	0	0	RISP	.135	37	5	1	9
—	0	0	0	0	Bases Loaded	.000	2	0	0	1
—	0	0	0	0	Pinch Hitter	.000	4	0	0	0
—	0	0	0	0	Designated Hitter	—	0	0	0	0

BALLPARK BREAKDOWN

	AVG.	AB	H	HR	RBI
AT&T Park	.000	4	0	0	0
Busch Stadium	.000	3	0	0	0
Chase Field	.231	13	3	0	0
Coors Field	.176	17	3	1	5
Great American	.000	2	0	0	0
Original Yankee Stadium	.333	3	1	0	0
PETCO Park	.143	56	8	0	2
Progressive Field	.231	26	6	1	3
Safeco Field	.333	3	1	0	0
U.S. Cellular Field	.333	6	2	1	1
Wrigley Field	.143	7	1	0	0

FIELDING STATISTICS

Catcher									
YEAR	PCT.	G	PO	A	E	TC	DP	PB	
2008	.987	36	206	14	3	223	2	3	
2009	1.000	4	24	1	0	25	0	1	
2010	1.000	6	34	4	0	38	1	0	
2014	1.000	4	32	1	0	33	0	1	
Totals	.991	50	296	20	3	319	3	5	

CARLIN'S CAREER BESTS

Hits: 2 (four times), last: May 28, 2012 vs. Kansas City
Home Runs: 1 (three times), last: October 3, 2010 at Chicago (AL)

Runs Batted In: 4, August 10, 2008 at Colorado

Stolen Bases: 1, May 30, 2012 vs. Kansas City

Hitting Streak: 6, September 25, 2010 to May 28, 2012

Hitless Streak (At Bats): 14, August 17, 2008 to July 9, 2009

Game Ending RBI: None.

Grand Slams: None

Pinch-Hit Home Runs: None

Inside-The-Park Home Runs: None.

Lead Off Home Runs: None

**INFIELDER****Height/Weight:** 5-10 / 170**Bats/Throws:** Left / Right**Birthdate:** November 14, 1984**Opening Day Age:** 30**Birthplace/Resides:** San Luis Obispo, California / Portland, Oregon**Major League Service:** None**Obtained:** Signed to a minor league contract, December 18, 2013**Contract Status:** First year of a one-year contract through 2015**NON-ROSTER INVITEE****CAREER HIGHLIGHTS**

Has played for four organizations in seven professional seasons and is a .295 career hitter with nine home runs, 189 RBI and 101 stolen bases in 587 games...has 314 walks for a .399 on-base percentage...has struck out just 233 times for an average of 9.78 plate appearances per strikeout...has played every position except catcher and first base...that includes 285 games at second base, 130 at third base, 98 in left field, 18 in center field, five in right field, four at shortstop and one at pitcher...was originally drafted by Detroit in the 15th round of the 2008 draft and spent three seasons in the Tigers system...also played for the White Sox (2011) and Braves (2012-13) before joining the A's organization in 2014.

2014 HIGHLIGHTS

Spent the entire season with Triple-A Sacramento where he batted .284 with two home runs and a career-high 53 RBI in 101 games...struck out just 45 times and his average of 10.16 plate appearances per strikeout was fourth best in the Pacific Coast League...walked 55 times and has finished the season with more walks than strikeouts in each of his seven professional seasons...ranked eighth in the A's farm system in walks, tied for eighth in stolen bases (14) and ninth in batting...tied for the River Cats team lead in on-base percentage (.381), steals and hit by pitches (7)...hit .304 (89-for-293) against right-handed pitching compared to .223 (21-for-94) against left-handers...had all 18 of his extra base hits against righties for a .389 slugging percentage...logged a .331 batting average with runners in scoring position, including .315 with RISP and two outs...batted .361 in the eighth inning or later, .355 during day games and .302 on the road...appeared in 76 games at third base, 12 in left field, 11 at designated hitter, four at second base and one at pitcher...committed five errors, including four as a third baseman (.970 fielding percentage)...batted .304 as a third baseman and .223 at all other positions...hit in every spot in the order except fourth and ninth and saw his most playing time with 31 games batting seventh...also hit .288 with a .369 on-base percentage in 29 games batting leadoff.

SACRAMENTO: Began the season by hitting safely in each of his first 12 games...went 17-for-43 (.395) with 11 RBI during the streak, which was his longest hitting streak of the season...reached base safely in each of his first 23 road games through July 7...hit .304 with a .429 on-base percentage on the road during the streak...went 2-for-2 with a season-high four RBI April 16 against Fresno...drew a season-high three walks two days later against the Grizzlies...struck out just four times in 109 plate appearances over a 23-game stretch from April 26 to May 21 (27.3 plate appearances per strikeout)...hit .338 with 16 walks and a .473 on-base percentage in 21 games in April...went 2-for-2 with a season-high tying three walks May 7 at Albuquerque...also had his lone two-steal game of the season that day...was batting .308 over his first 47 games before he was placed on the disabled list May 31 with a strained left knee...was reinstated June 28 and hit .262 over his final 54 games...had a .301 batting average as late as July 24, but that would be his last day over .300...went 17-for-86 (.198) over his next 24 games to fall to .275...made his professional debut on the mound Aug. 11 at Reno when he pitched a scoreless eighth inning in the River Cats 17-4 loss (1 h, 1 bb)...had committed just one error over his first 59 games at third base through Aug. 14...then made three errors over a five-game span from Aug. 15 to 20...went 4-for-5 with a season-high four runs scored Aug. 25 at Nashville...it was his lone four-hit game of the season.

CAREER

2013—Spent most of the season with Triple-A Gwinnett where he batted .299 with three home runs and 19 RBI in 90 games...also hit .148 in 12 games with Double-A Mississippi and combined for a .284 batting average in 102 games overall...his three home runs were a career-high...added 40 walks for a .384 on-base percentage...including a team-leading .387 with Gwinnett...batted .295 against right-handed pitching with all of his extra base hits and 17 of his 19 RBI...hit .220 against left-handers...had a .247 average with runners in scoring position, but that improved to .333 with RISP and two outs...batted .351 in the first inning and .328 during the day...appeared in 35 games at third base, 32 in left field, 19 at second base and six as the designated hitter...made four errors as a third baseman (.935 fielding percentage), one as a second baseman (.984) and none in 51 chances in the outfield...also went 2-for-10 (.200) with two walks as a pinch hitter...hit in every spot in the order except clean-up and saw his most action with 25 games batting third...began the season at Mississippi and went 0-for-4 in two games before he was transferred to Gwinnett...hit safely in each of his first six games (8-for-19, .421) and was batting .320 in nine games when he was moved back to Mississippi April 22...hit .174 in 10 games before returning to Gwinnett for good May 4...started his second stint with the Braves with another six-game hitting streak (9-for-20, .450)...combined with both clubs to hit .333 in May...had his Triple-A average at .370 through June 9...then .269 over his final 58 games...made his final error of the season June 17 at Buffalo as a third baseman...did not make an error over his final 44 games...matched his season high with three hits July 9 against Norfolk and added a season-high three RBI the next day against the Tides...stole a season-high two bases Aug. 22 at Columbus...hit .309 with a .420 on-base percentage in 23 games in August.

2012—Was with the Chicago White Sox organization during the spring but was released on March 29...signed a minor league contract with the Atlanta Braves May 5 and was assigned to Double-A Mississippi...hit .315 with 10 RBI in 74 games with the Braves...did not homer for the second consecutive season...hit .341 against left-handed pitching compared to .306 against right-handers...had a .250 batting average and .344 on-base percentage before the All-Star Break; .349 with a .474 on-base percentage after the break...batted .277 with the bases empty, .366 with runners on...hit .350 with runners in scoring position, .345 at home and .336 at night...appeared in 30 games in left field, 13 at second base, 12 at third base, five in right field and two at designated hitter...committed just one error and it came as an outfielder...went 1-for-14 (.071) with a RBI and three walks as a pinch hitter...hit in every spot in the order except first and third...had a season-best five-game hitting streak from May 25 to 29 (7-for-16, .438)...finished July with a .333 batting average and .488 on-base percentage in 19 games...then hit .396 with a .517 on-base percentage in 22 games in August...was on the suspended list from Aug. 3 to 5 for an on-field incident...committed his first, and only, error of the season Sept. 1 in the first game of a doubleheader at Mobile (left field).

2011—Was with the Detroit Tigers organization during the spring but was released March 21...signed a minor league contract with the Chicago White Sox May 2 and was assigned to Double-A Birmingham...hit .276 with no home runs and 39 RBI in 102 games for the Barons...was successful in 19-of-22 (86.4%) stolen base attempts...had career highs in triples (5) and stolen bases...struck out just 33 times and ranked second in the Southern League in plate appearances per strikeout (12.82)...batted .277 against left-handed pitching, .275 against right-handers...hit .333 during the day...appeared in 87 games at second base, seven at third base, four at shortstop, one in left field and one at designated hitter...committed 10 errors as a second baseman for a .976 fielding percentage...doubled and walked in two pinch hitting appearances...had a 10-game hitting streak from July 3 to 14...went 17-for-41 (.415) with 11 walks (.538 on-base percentage) during the streak...was a perfect 4-for-4 July 7 against Mobile...batted .312 in July...had his second four-hit game of the season Aug. 11 at Chattanooga...hit .455 (5-for-11) with three RBI and five walks (.625 on-base percentage) in four postseason games for the Barons.

2010—Began the season at Single-A Lakeland and hit .359 with a home run and 20 RBI in 60 games before being promoted to Double-A Erie June 23...hit .262 with a home run and 12 RBI in 59 games with the SeaWolves for a .312 batting average overall...added a career-high 78 walks for a .422 on-base percentage...also had career highs in games (119), at bats (430), runs (70), hits (134), doubles (18) and strikeouts (58)...led the Tigers farm system in batting...hit .379 against left-handed pitching compared to .291 against right-handers...appeared in 95 games at second base, 18 in center field, six in left field and two at designated hitter...committed 13 errors, all as a second baseman...reached base safely in 32

consecutive games from April 28 to June 2, which was the second longest reaching base streak in the Florida State League...hit .385 with with a .507 on-base percentage during the streak...it included a 13-game hitting streak from May 8 to 21 (26-for-54, .481)...had 10 multiple hit games during the hitting streak, including a season-high four hits May 17 at Jupiter...was batting .192 with Erie before going on the suspended list from July 17 to 20...hit .299 following his return.

2009—Began the year in extended spring training...joined Oneonta of the Short Season Single-A New York-Penn League when its season opened in June...went 2-for-18 (.182) in five games before he was promoted to Single-A West Michigan July 3...hit .307 with 19 RBI in 45 games with the Whitecaps for a .298 batting average in 50 games overall...batted .315 against right-handed pitching, .243 against left-handers...hit .326 with runners in scoring position, including .467 with RISP and two outs...appeared in 28 games at second base, 17 in left field and two at designated hitter...had a 10-game hitting streak from July 24 to Aug. 6 (16-for-36, .444)...went 1-for-7 (.143) in three postseason games for West Michigan.

2008—Was named the Gulf Coast League Tigers Player of the Year in his professional debut after batting .316 with two home runs and 17 RBI in 39 games...led the GCL with a .464 on-base percentage and tied for third in walks (28)...led GCL second baseman in fielding as he did not commit an error in 39 games and 155 total chances...hit .407 at home and .379 with runners in scoring position.

PERSONAL/MISCELLANEOUS

Alden Jeffrey Adam Carrithers was originally signed by Tigers scout Tim McWilliams...graduated from Oregon Episcopal HS (OR) but played high school baseball at Beaverton HS...attended UCLA after beginning his collegiate career at UC Santa Barbara.

LIFETIME PLAYING RECORD

Year	Club	AVG.	G	AB	R	H	2B	3B	HR	RBI	SH	SF	HP	BB	SO	SB	CS	SLG	OBP	E
2008	GCL Tigers	.316	39	114	21	36	5	1	2	17	1	3	6	28	19	16	1	.430	.464	0
2009	Oneonta	.182	5	11	1	2	0	0	0	0	0	0	0	3	2	1	0	.182	.357	0
	West Michigan	.307	45	150	29	46	3	3	0	19	4	3	0	24	22	9	5	.367	.395	1
2010	Lakeland	.359	60	220	42	79	11	0	1	20	2	1	1	43	29	10	4	.423	.464	8
	Erie	.262	59	210	28	55	7	0	1	12	2	0	4	35	29	7	4	.310	.378	5
2011	Birmingham	.276	102	359	49	99	17	5	0	39	6	5	2	51	33	19	3	.351	.365	10
2012	Mississippi	.315	74	165	27	52	6	0	0	10	3	1	0	35	21	9	3	.352	.433	1
2013	Mississippi	.148	12	27	4	4	0	0	0	0	1	0	1	8	6	3	1	.148	.361	1
	Gwinnett	.299	90	251	34	75	14	1	3	19	6	0	4	32	27	13	4	.398	.387	4
2014	Sacramento	.284	101	387	60	110	13	3	2	53	5	3	7	55	45	14	5	.349	.381	5
Minor League Totals		.295	587	1894	295	558	76	13	9	189	30	16	25	314	233	101	30	.363	.399	35

CAREER TRANSACTIONS

2008 — Selected by the Detroit Tigers organization in the 15th round of the First-Year Player Draft. **2011** — Released, March 21; signed by the Chicago White Sox to a minor league contract, May 2. **2012** — Released, March 29; signed by the Atlanta Braves to a minor league contract, May 5. **2013** — Elected free agency, November 4; signed by the Oakland Athletics to a minor league contract, December 18.

**RIGHT-HANDED PITCHER****Height/Weight:** 5-11 / 200**Bats/Throws:** Right / Right**Birthdate:** November 14, 1982**Opening Day Age:** 32**Birthplace/Resides:** Pimentel, Dominican Republic / Pimental, Dominican Republic**Major League Service:** None**Obtained:** Acquired from St. Louis for cash, August 8, 2014**Contract Status:** First year of a one-year contract through 2015**NON-ROSTER INVITEE****CAREER HIGHLIGHTS**

Has pitched for six different Major League organizations in six seasons with Detroit (2006-08), Philadelphia (2009), Tampa Bay (2009), Los Angeles-AL (2013), St. Louis (2014) and Oakland (2014)...that does not include two seasons in the Mexican League (2010-11) and three games in Japan in 2012...is 38-27 with a 3.76 ERA in 158 games, including 71 starts, as a minor leaguer...was originally drafted by Detroit in 2006 and made 34 starts and two relief appearances over his first two seasons...pitched primarily in relief from 2008-12 but has 37 starts and 18 relief appearances over the last two seasons...led the Dominican Winter League with a 1.29 ERA for Cibaenas in 2013.

2014 HIGHLIGHTS

Began the season at Triple-A Memphis in the St. Louis organization and was 9-6 with a save and a 4.01 ERA in 26 games, 14 starts, when he was traded to the Oakland organization Aug. 8 for cash considerations...went 0-3 with a 7.78 ERA in four starts for Sacramento...combined for a 9-9 record and a 4.66 ERA in 30 games, including 18 starts, overall...had career highs in games, losses and runs (71)...the nine wins were his most since 2007 (11)...began the season in the starting rotation at Memphis and went 7-4 with a 3.38 ERA in 14 starts...his final 12 appearances with the Redbirds came in relief...logged a 2-2 record and a 6.88 ERA out of the bullpen...allowed 2-of-6 (33.3%) inherited runners to score...was 7-7 with a 4.27 ERA in 18 starts overall...allowed a .289 opponents batting average, including .270 (55-for-204) against left-handed hitters compared to .304 (75-for-247) against right-handers...surrendered 10 of his 14 home runs to righties...yielded a .309 average with runners in scoring position...opponents hit .314 with a .367 on-base percentage when leading off an inning...was 3-2 with a 2.77 ERA in 11 games at Memphis, 6-7 with a 6.24 ERA in 19 games in all other ballparks...had an 7.64 ERA in the first inning...pitched for Aguilas in the Dominican Winter League following the season and was 3-4 with a 7.32 ERA in 10 games, eight starts.

MINORS: Went 1-2 with a 7.62 ERA over his first three starts...allowed a season-high 10 runs on a season-high 11 hits in 3.0 innings in his second start Aril 9 at Omaha...then put together a four-game winning streak from April 25 to May 17...compiled a 1.45 ERA and .178 opponents batting average over that five-start stretch...tossed a season-high 7.0 innings in back-to-back starts May 10 against Round Rock and May 17 against Omaha...allowed seven runs on five hits in 0.2 innings May 22 at Colorado Springs, his shortest outing as a starter...took the loss in that game, snapping his four-game winning streak...struck out a season-high eight batters in 6.2 scoreless innings May 28 against Iowa...it was his only game with more than four strikeouts...tossed 7.0 innings in back-to-back starts again June 8 against Nashville and June 13 against Reno...went 3-1 with a 1.67 ERA in five starts in June...tossed 6.0 innings and allowed just one run for the win in his final Memphis start June 20 at Salt Lake...tossed a season-high 105 pitches...made his first relief appearance June 26 against Round Rock and did not allow a run in his first two appearances out of the bullpen (4.2 ip)...then allowed at least one run in six consecutive outings from July 3 to 25 (14.14 ERA)...was named to the Pacific Coast League Midseason All-Star Team and pitched 0.1 innings in the Triple-A All-Star Game July 16 at Durham (1 h, 1 so)...was credited with his only save of the season July 25 at Iowa (1.0 ip, 3 h, 1 r, 1 er, 1 bb, 1 so)...finished July with a 9.58 ERA in nine relief appearances...tossed 2.0 scoreless innings for the win in his final appearance with Memphis Aug. 5 at Round Rock...was traded to the A's organization Aug. 8 and tossed 4.0 innings without allowing an earned run in his first start Aug. 12 against Colorado Springs...then took the loss in each of his final three starts (9.77 ERA)...walked a season-high four batters Aug. 18 against

Oklahoma City...yielded a season-high tying 11 hits in each of his final two starts: Aug. 24 at Nashville and Aug. 29 against Reno.

CAREER

2013—Spent the entire season with Triple-A Albuquerque in the Los Angeles Dodgers organization and went 8-5 with a 3.48 ERA in 25 games, including 19 starts...allowed just seven home runs in 116.1 innings, an average of 0.54 per nine innings...ranked fourth in the Dodgers farm system and fifth in the Pacific Coast League in ERA...led the Isotopes in wins...allowed a .272 opponents batting average, including .265 against right-handed hitters compared to .279 against left-handers...yielded a .233 average with runners in scoring position...went 6-2 with a 2.92 ERA in 16 games before the All-Star Break, 2-3 with a 4.46 ERA in nine games after the break...was 7-4 with a 3.20 ERA in his 19 starting assignments compared to 1-1 with a 5.40 ERA in six relief appearances...stranded his only inherited runner...was 3-0 with a 2.66 ERA in four day games...did not allow a home run over a 12-game stretch from April 29 to July 18 (57.0 innings)...had a four-game winning streak from May 14 to July 11...compiled a 2.03 ERA over that eight-game stretch...was on the disabled list from June 4 to July 1 with an inflamed left oblique muscle...tossed a season-high 7.0 innings in back-to-back starts Aug. 6 at Fresno and Aug. 12 against Salt Lake...picked up the win in each start...did not allow a run against the Grizzlies and struck out a season-high nine against the Bees...was placed on the disabled list a second time Aug. 31 with a strained right calf and missed the remainder of the season...went 4-3 with a league-leading 1.29 ERA for Cibaenas in the Dominican Winter League...also pitched for the Dominican Republic in the Caribbean Series and took the loss in his only start (3.0 ip, 2 h, 1 r, 1 er, 2 bb, 1 so, 3.00 ERA).

2012—Pitched in Japan for the Fukuoka Softbank Hawks...made three relief appearances for an 0-0 record with a 6.00 ERA...also went 4-1 with a 2.90 ERA in 19 relief appearances with Cibaenas in the Dominican Winter League...was 1-0 with a 1.84 ERA in two starts for the Dominican Republic in the Caribbean Series.

2011—Went 4-4 with four saves and a 5.44 ERA in 21 games, including three starts, for Saltillo of the Mexican League...allowed just two home runs in 39.2 innings...opponents hit .323, which included a .255 mark by right-handed hitters compared to .448 against left-handers...surrendered both of his home runs to lefties...allowed a .377 average with the bases empty, .276 with runners on...yielded a .143 average with runners in scoring position and two outs...converted all four of his saves over a four-game stretch from June 8 to 13...tossed a complete game five-hit shutout in the second game of a doubleheader July 17 against Monclova...struck out a season-high nine batters (7.0 ip, 3 bb)...went 5-3 with two saves and a 2.53 ERA in 21 games, one start, for Cibaenas in the Dominican Winter League.

2010—Pitched in the Mexican League for Chihuahua and went 3-1 with a 4.70 ERA in five starts...allowed a .236 opponents batting average...that included .214 against right-handed hitters compared to .275 against lefties...opponents hit .125 with RISP and two outs...won each of his final three starts (4.26 ERA)...also pitched for the independent Lincoln Saltdogs and was 3-3 with a 3.16 ERA in six starts...compiled a 0-1 record and a 1.17 ERA in nine games, including two starts, for Cibaenas in the Dominican Winter League...made one appearance for Culiacan in the Mexican Pacific Winter League (1.0 ip).

2009—Signed as a minor league free agent with the Phillies May 22...began the season with Double-A Reading...went 2-1 with a 7.00 ERA in 14 relief appearances...was 1-for-1 in save attempts...was scored upon in 9-of-14 appearances...was released July 31 and signed a minor league deal with the Tampa Bay organization Aug. 8...was assigned to Single-A Charlotte getting hit for 15 runs over 6.0 innings covering four relief appearances...was called up to Double-A Montgomery in September making two more relief appearances covering 2.2 innings.

2008—Appeared in 47 games between Single-A Lakeland and Double-A Erie, all in relief...nailed down 7-of-8 (87.5%) save opportunities...had a solid reverse split in Erie holding left-handed hitters to a .169 batting average...was released by the Tigers October 20 and signed by the Cubs Dec. 5 before his contract was voided.

2007—Made 27 appearances, 25 starts, between Single-A West Michigan and Lakeland...totalled 151.1 innings pitched with a complete game...was 2-2 with a 1.85 ERA in five May starts.

2006—Made his professional debut with the DSL Tigers making nine starts with one complete game... was 4-1 with a 1.39 ERA over 58.1 innings with 71 strikeouts...averaged 10.95 strikeouts per nine innings pitched, which ranked third in the DSL...tossed five scoreless starts of 6.0 innings or more...struck out 14 against the Nationals Aug. 9 in a one-hit scoreless outing...had two double-digit strikeout games.

PERSONAL/MISCELLANEOUS

Angel M. Castro...played college baseball at Western Oklahoma State Junior College in Altus, Okla.

LIFETIME PITCHING RECORD

Year	Club	W	L	ERA	G	GS	CG	SHO	SV	IP	H	R	ER	HR	HB	BB	IBB	SO	WP	BK
2006	DSL Tigers	4	1	1.39	9	9	1	0	0	58.1	34	11	9	1	1	10	0	71	3	0
2007	West Michigan	7	4	3.01	14	12	0	0	0	77.2	66	29	26	10	2	23	0	43	5	0
	Lakeland	4	2	3.79	13	13	1	0	0	73.2	71	34	31	6	6	26	0	35	1	0
2008	Lakeland	2	1	2.80	21	0	0	0	5	35.1	39	12	11	1	3	11	2	19	1	1
2008	Erie	2	2	3.30	26	0	0	0	2	43.2	31	19	16	3	1	19	0	33	4	0
2009	Reading	2	1	7.00	14	0	0	0	1	18.0	26	21	14	2	1	12	1	10	5	0
	Charlotte	0	2	22.50	4	0	0	0	0	6.0	11	15	15	3	0	7	0	6	1	0
	Montgomery	0	0	6.75	2	0	0	0	0	2.2	4	2	2	0	0	3	1	1	0	0
2010	Chihuahua (Mex.)	3	1	4.70	5	5	0	0	0	30.2	26	16	16	2	1	14	0	24	1	0
	Lincoln (Ind.)	3	3	3.16	6	6	0	0	0	31.1	30	16	11	2	2	13	0	21	1	0
2011	Saltillo (Mex.)	4	4	5.45	21	3	1	1	4	39.2	53	30	24	2	1	22	5	34	2	0
2012	Fukuoka (Japan)	0	0	6.00	3	0	0	0	0	3.0	5	3	2	1	0	0	2	0	0	0
2013	Albuquerque	8	5	3.48	25	19	0	0	0	116.1	123	50	45	7	4	37	2	91	5	0
2014	Memphis	9	6	4.01	26	14	0	0	1	94.1	96	51	42	11	2	26	1	63	2	0
	Sacramento	0	3	7.78	4	4	0	0	0	19.2	34	20	17	3	1	6	0	10	0	0
Minor League Totals		38	27	3.76	158	71	2	0	9	545.2	535	264	228	47	21	180	7	382	27	1

CAREER TRANSACTIONS

2006 — Selected by the Detroit Tigers in the 13th round of the First-Year Player Draft. **2008** — Released, October 20. **2009** — Signed by the Philadelphia Phillies to a minor league contract, May 22. Released, July 31; signed by the Tampa Bay Rays to a minor league contract, August 8. Elected free agency, November 9. **2012** — Signed by the Los Angeles Dodgers to a minor league contract, December 7. **2013** — Elected free agency, November 4; signed by the St. Louis Cardinals, December 12. **2014** — Traded to the Oakland Athletics organization for cash considerations, August 8.

OAKLAND 20-GAME WINNERS

Pitcher	Year	Record	Pct.	ERA	IP
Vida Blue	1971	24-8	.750	*1.82	312.0
Jim Hunter	1971	21-11	.656	2.96	274.0
Jim Hunter	1972	21-7	*.750	2.04	295.0
Vida Blue	1973	20-9	.690	3.20	263.2
Ken Holtzman	1973	21-13	.618	2.97	297.1
Jim Hunter	1973	21-5	*.808	3.34	256.0
Jim Hunter	1974	*25-12	.676	*2.49	318.0
Vida Blue	1975	22-11	.667	3.01	270.0
Mike Norris	1980	22-9	.710	2.63	284.0
Dave Stewart	1987	**20-13	.606	3.68	261.1
Dave Stewart	1988	21-12	.636	3.23	**275.2
Dave Stewart	1989	21-9	.700	3.32	257.2
Bob Welch	1990	*27-6	*.818	2.95	238.0
Dave Stewart	1990	22-11	.667	2.56	*267.0
Tim Hudson	2000	**20-6	*.769	4.14	202.1
Mark Mulder	2001	*21-8	.724	3.45	229.1
Barry Zito	2002	*23-5	.821	2.75	229.1

* Led league

** Tied for league lead



RIGHT-HANDED PITCHER

Height/Weight: 6-2 / 160 **Bats/Throws:** Right / Right
Birthdate: August 21, 1983 **Opening Day Age:** 31
Birthplace/Resides: Victorville, California / Pomona, California
Major League Service: 4 years, 108 days
Obtained: Acquired from Toronto for cash considerations, August 24, 2012
Contract Status: First year of a one-year contract through 2015

CAREER HIGHLIGHTS

Went 8-8 with a 3.45 ERA in 32 games, including 21 starts, with Oakland in 2014...entered the season with a 9-15 record and a 5.48 ERA in 191 games, including just two starts, in six seasons...had career highs in every category except games pitched in 2014 and his ERA was a career low...had career lows in opponents batting average (.230), on-base percentage (.302) and slugging percentage (.318) with the A's in 2013...has pitched for Pittsburgh (2008-09), Atlanta (2010), Kansas City (2010-11), Toronto (2012) and Oakland (2012-14) in seven Major League seasons...spent the entire 2009 and 2010 seasons in the majors...led the Pirates and all Major League rookies with 73 appearances in 2009...was named pitcher of the year at Indianapolis in 2008 after logging a team-leading 14 saves in 51 relief appearances.

2014 HIGHLIGHTS

Began the season in the starting rotation but was moved to the bullpen following the acquisition of Jon Lester at the trading deadline...went 8-7 with a 3.44 ERA in his 21 starts and 0-1 with a 3.54 ERA in 11 relief appearances...combined for an 8-8 record and a 3.45 ERA in 32 games, 21 starts...had career highs in every category except games pitched and his ERA was a career low...had just nine wins in 191 career appearances entering the season...his 146.0 innings were more than double his previous high (67.1 in 2009) as were his 136 strikeouts (55 in 2013)...was 4-1 with a 2.54 ERA and a .216 opponents batting average over his first nine starts through May 18...then went 4-6 with a 4.17 ERA and .280 opponents batting average over his final 12 starts...had made just two career starts entering the season and is now 8-8 with a 3.89 ERA (58 er in 134.1 ip) in 23 career starts, 9-15 with a 5.15 ERA (141 er in 246.1 ip) in 200 relief appearances...allowed a .253 opponents batting average, including .247 (78-for-316) against left-handed hitters compared to .260 (64-for-246) against right-handers...was 5-2 with a 2.67 ERA in 15 games in Oakland compared to 3-6 with a 4.12 ERA in 17 games on the road...yielded just four home runs in 67.1 innings in Oakland compared to 13 in 78.2 innings on the road...12 of the 17 home runs were solo shots...allowed a .149 batting average with runners in scoring position over his first 10 games through May 24, .354 after that...yielded a .208 average with RISP and two outs...opponents reached base on an error eight times, which tied for fourth most in the American League...allowed a .303 batting average over his first 15 pitches in game, .213 from pitches 16-60 and .281 after that...held the number six hitter to a .119 batting average, which was second lowest in the AL, but the number eight hitter batted .393, which was the highest in the majors...was 6-2 with a 2.97 ERA in 12 starts on five days rest or more, 2-5 with a 4.08 ERA in nine starts on four days rest...had a 1.13 ERA in three relief appearances on two days rest or fewer, 5.11 in eight appearances with three days rest or more...compiled a 7-6 record and a 3.14 ERA in 19 starts before the All-Star Break...went 1-2 with a 4.60 ERA in 13 games, two starts, after the break...now has a 3.86 ERA (102 er in 238.0 ip) in 109 career appearances before the break, 6.12 (97 er in 142.2 ip) in 114 outings after the break...allowed 3-of-7 (42.9%) inherited runners to score and first batters faced were 5-for-10 (.500) with a walk...averaged 5.80 runs of support as a starter, which ranked fourth highest in the AL at the time of his last start on July 28...the A's were 14-7 (.667) in his starting assignments...walked two batters or fewer in 15 of his 21 starts and allowed two runs or fewer 11 times...tossed at least one inning in nine of his 11 relief appearances, including three innings or more four times...did not commit an error in 15 chances and has not made an error in 71 games and 30 chances in three seasons with the A's...went 0-for-3 with three strikeouts as a hitter and is 0-for-8 with eight strikeouts in his career.

OAKLAND: Allowed just one earned run in each of his first four starts but had three no decisions and a win over that stretch...logged a 1.38 ERA...became the first pitcher on an Athletics Opening Day roster

since at least 1914 to toss six or more innings and allow one earned run or fewer to start a season...struck out a career-high nine batters in back-to-back starts April 9 at Minnesota and April 14 at Los Angeles... did not walk a batter in either start to join Dan Haren (Aug. 21-26, 2007) as the only two Athletics pitchers since at least 1914 to strikeout nine or more in back-to-back starts without issuing a walk (Jeff Samardzija would later become the third, Aug. 30-Sept. 5)...picked up his first career win as a starter in a 4-1 win over Houston April 20...went 2-0 with a 1.89 ERA and .199 opponents batting average in six starts in April, all A's wins...ranked third in the AL in ERA in April, tied for third in strikeouts (41) and was fifth in opponents batting average...the strikeouts were the fourth best April total in Oakland history (58, Blue in 1971; 47, Rijo in 1986; 44, Zito in 2001)...is just the second Oakland pitcher to strike out 40 or more batters in any month over the last 12 years (Rich Harden, 42 in August of 2011 and June of 2008)...now has a 2.71 (19 er in 63.0 ip) career ERA in April, which is his best for any month of the season...was charged with his first loss May 6 against Seattle but then won back-to-back starts May 12 against Chicago (AL) and May 18 at Cleveland...the two-game winning streak matched his career-high (fifth time)...tossed a career-high 8.0 innings in the win over the White Sox and a career-high 109 pitches in the win against the Indians...the outing against Cleveland was the 200th of his career...tossed 7.0 shutout innings June 21 against Boston but had a no decision in the A's 2-1, 10-inning win...matched his career-high with four walks in that start and July 2 at Detroit...had a no decision in the A's 9-5 win at Miami June 27...left with a 4-2 lead but Otero allowed two inherited runners to score for the blown save...it was the third time he left a game with the lead only to have the bullpen blow the save (April 9 at Minnesota, June 21 vs. Boston)...combined with Abad, Otero and Cook on a five-hit shutout in the A's 5-0 win over San Francisco July 7...tossed 6.0 innings and allowed four of the hits, while matching his career-high with nine strikeouts...allowed a career-high 10 hits in 5.2 innings in a 6-2 loss at Seattle July 12...with the All-Star Break and an off day, did not pitch again until July 23, a 9-7 win over Houston...made his final start July 28 at Houston...allowed a career-high three home runs and a season-high six runs while taking the loss in a 7-3 decision...was moved to the bullpen following the acquisition of Jon Lester and allowed at least one run in seven of his 11 relief appearances...10 of those appearances came in A's losses...had his longest outing as a reliever Aug. 31 at Los Angeles (AL), when he tossed 4.0 innings and allowed one run on four hits...compiled a 2.75 ERA in nine relief appearances in August...then pitched just twice in September and allowed two runs on three hits in 0.2 innings (27.00 ERA)...made his final appearance Sept. 17 against Texas and did not pitch in the final 11 games.

CAREER

2013—Spent most of the season with the A's and was 2-4 with a save and a 3.92 ERA in 35 games over two stints...the save was the first of his career...had career lows in opponents batting average (.230), on-base percentage (.302) and slugging percentage (.318)...surrendered just three home runs in 57.1 innings, an average of 0.47 per nine innings...entered the season with 34 home runs in 177.1 career innings (1.73 per nine innings)...had a 2.97 ERA and .210 opponents batting average in 18 games before the All-Star Break...then compiled a 5.25 ERA and .258 opponents average in 17 games after the break...his opponents batting average included a .212 mark against right-handed hitters compared to .246 against left-handers...yielded all three of his home runs to right-handers but issued 14 of his 20 walks to lefties...allowed a .167 batting average with runners in scoring position and two outs...had a .269 batting average over his first 15 pitches in a game, .193 after that...first batters faced were 8-for-32 (.250) with two walks (.286 on-base percentage)...allowed 8-of-26 (30.8%) inherited runners to score...had a 2.73 ERA and .181 opponents batting average in 20 games on the road compared to a 5.20 ERA and .277 opponents average in 15 games at home...opponents hit .333 with a .418 on-base percentage when leading off an inning...led AL relievers in sacrifice hits allowed (6) and averaged the seventh most pitches per game (27.1)...tied for fifth among all AL pitchers in sacrifice hits...tossed at least one inning in 30 of his 35 appearances, including 10 outings of two or more...was recalled from Sacramento April 20 and appeared in just three games during his first stint...had a 6.23 ERA and .350 opponents batting average when he was optioned to Sacramento April 29...returned May 10 and spent the remainder of the season with Oakland...did not allow a run in six of his first seven outings following his return...had a 0.59 ERA and .132 opponents batting average over that stretch that ran from May 10 to June 13...it included a career-high 12.2-inning scoreless streak from May 15 to June 13...capped his scoreless streak by tossing 5.2 scoreless innings of relief June 13 against New York (AL) for his first win in the A's 3-2, 18-inning victory over the Yankees...allowed just one hit and walked a season-high two while striking out seven (also May 27, 2012 at Texas)...it was the longest relief appearance of his career and the longest outing by an A's reliever since Lenny DiNardo tossed 6.0 innings Aug. 2, 2008 against Boston...tossed 4.0 scoreless innings for his first career save in a 10-4 win at Kansas City July 7...it

was the fourth four-inning save by an A's reliever since 1991, the first since Chad Gaudin May 4, 2006 against Cleveland...appeared in just six of the A's 38 games from Aug. 2 to Sept. 12...was on the A's roster for the ALDS against Detroit but did not appear in a game...was used exclusively as a starter with Sacramento and went 2-2 with a 2.70 ERA in five starts...allowed just one home run in 30.0 innings...walked five batters, an average of 1.50 per nine innings...struck out 26 for a strikeout to walk ratio of 5.20...yielded a .285 opponents batting average, including .240 against right-handed hitters compared to .354 against left-handers...went 1-1 with a 2.45 ERA in three starts before he was called up by Oakland the first time April 20...logged a 1-1 record and a 3.09 ERA in two starts during his second stay with the River Cats from April 29 to May 9.

2012—Was acquired by Oakland from the Toronto Blue Jays Aug. 24 for cash considerations and was sent to Sacramento before he was recalled by the A's Sept. 10...allowed seven runs in 3.1 innings in four relief appearances with Oakland for an 18.90 ERA and .474 opponents batting average...was also 1-1 with an 8.44 ERA and .281 opponents average in nine games, two starts, with Toronto...combined for a 9.85 ERA in 13 appearances overall...surrendered seven home runs in 24.2 innings for a .593 opponents slugging percentage...struck out 30, an average of 10.95 per nine innings...allowed a .315 opponents batting average, including .279 against right-handed hitters compared to .375 against left-handers...opponents hit .197 with the bases empty, .500 with six of his seven home runs with runners on base...allowed 7-of-8 (87.5%) inherited runners to score, including all three with the A's...first batters faced were 4-for-10 (.400) with a walk in his 11 relief appearances...was 0-1 with a 10.38 ERA in his two starting assignments, 1-0 with a 9.56 ERA in 11 relief appearances...opponents were 5-for-24 (.208) with one walk (.240 on-base percentage) leading off an inning...allowed a .360 batting average the first time through the lineup, .212 after that...was selected by Toronto May 27 and pitched in one game before he was optioned to Triple-A Las Vegas June 5...returned June 19 and made his first Major League start that day at Milwaukee, a no decision in a 10-0 win...walked a career-high four batters in 2.2 innings...was optioned to Las Vegas July 14...recalled for a third stint Aug. 4 and tossed a scoreless 10th inning for the win in Toronto's 3-1, 11-inning win at Oakland that day...was designated for assignment the next day and optioned to Las Vegas Aug. 6...was assigned to Triple-A Sacramento following the Aug. 24 trade to the A's but was recalled by Oakland Sept. 10 when the River Cats season ended...went 8-5 with one save and a 3.98 ERA in 19 games, 17 starts, with Las Vegas and 0-0 with a save and a 1.80 ERA in two games, one start, with Sacramento...had a 3.77 ERA in 21 Triple-A appearances overall...walked just 22 batters in 105.0 innings, an average of 1.89 per nine innings...struck out 95 for a strikeout to walk ratio of 4.32...allowed a .243 opponents batting average, which broke down to .220 against right-handed hitters compared to .265 against left-handers...was 6-3 with a 4.91 ERA and .270 opponents batting average in 13 games, 12 starts, at Cushman Field, the 51s home ballpark...compiled a 2-2 record, a 2.11 ERA and a .199 opponents batting average in eight games, six starts, in all other Pacific Coast League ballparks...walked two batters or fewer in 17 of his 18 starts...had a complete game in a seven-inning contest April 16 at Colorado Springs, a 2-1 loss...was 6-2 with a 3.72 ERA and .224 opponents batting average in 10 starts when the Blue Jays called for the first time May 27...was on the disabled list from July 21 to 29 with a left ankle contusion...was traded to the A's Aug. 24 and tossed 4.0 innings of relief for the save in his Sacramento debut Aug. 27 at Colorado Springs...made one postseason start for Sacramento Sept. 6 in Game 2 of the first round of the Pacific Coast League playoffs against Reno...was the winning pitcher in a 1-0 win (8.0 ip, 4 h, 1 bb, 10 so).

2011—Appeared in four games at the Major League level with Kansas City, allowing runs in three of his four outings...spent most of the season at Triple-A Omaha serving at the team's closer...saved 16 games in 21 opportunities...over the months of June and July saw his best success, recording a eight saves and 0.92 ERA...from May 31-Aug. 10, he allowed runs in only two of 21 outings...did not blow a save until his 15th outing of the season...did not allow a run in his first nine outings at Omaha, totalling 13.2 innings...played in the Mexican Winter League, posting a 0-1 record with a 3.38 ERA and one save in 17 relief appearances.

2010—Was acquired from the Atlanta Braves July 31 with outfielder Gregor Blanco and minor league left-handed pitcher Tim Collins in exchange for outfielder Rick Ankiel, right-handed pitcher Kyle Farnsworth and cash considerations...finished strong for the Royals, posting a 1.74 ERA over his final nine relief appearances, holding batters to a .167 average over that span...appeared in 28 games for the Braves and 23 for the Royals...combined to 5-5 with a 5.89 ERA.

2009—Spent first full season in the Major Leagues and led the Pirates staff with 73 appearances...led all Major League rookies in appearances...made seven straight scoreless appearances from May 14-25 (7.0 ip)...recorded his first Major League plate appearance, striking out Aug. 18 vs. Milwaukee...picked up first Major League win Sept. 6 against St. Louis (4.1 ip, 8 h, 5 er, 3 bb, 4 so)...finished the season making four straight scoreless appearances (4.2 ip).

2008—Spent the majority of season with Triple-A Indianapolis and was named the club's Pitcher-of-the-Year...converted his team-high 14 saves in 19 opportunities...ranked ninth in the International League in saves...held right-handed hitters to a .177 batting average while left-handed batters hit .282...was selected by Pittsburgh Aug. 27 and made his Major League debut that afternoon against Chicago (NL) at PNC Park...retired each of the three batters he faced...surrendered a walk-off grand slam to Ryan Braun for his first big league loss Sept. 25 at Milwaukee...held left-handed batters to a .217 average while right-handed batters hit .395...participated in the Dominican Winter League and went 2-1 with a 5.54 ERA in 13 appearances with Gigantes del Cibao.

2007—Spent his first full season with Indianapolis...ranked second on the team in appearances...made 45 of his 46 appearances in relief...was scored upon in five of first six appearances...was scored upon once in eight appearances (2 er in 16.2 ip) from April 28-May 19...surrendered just one home run in final 29 appearances (52.0 ip)...went 1-2 with four saves and a 6.00 ERA in 11 appearances for the Phoenix Desert Dogs during the Arizona Fall League.

2006—Went 4-6 with four saves and a 4.38 ERA in 51 appearances with three different minor league teams...began the season with the Rangers Double-A affiliate at Frisco and was promoted to Triple-A Oklahoma July 28...was acquired by the Pittsburgh organization July 31 and was assigned to Indianapolis...participated in the Arizona Fall League and went 3-0 with four saves and a 0.64 ERA in 12 relief appearances with Grand Canyon...was named to Arizona Fall League's All-Prospect Team for his efforts.

2005—Split his season between Single-A Bakersfield and Frisco and went 4-3 with a 4.65 ERA in 42 relief appearances...held opponents to a .182 average while pitching with Bakersfield...made four straight scoreless outings to begin the season (10.2 ip)...was promoted to Frisco May 23 and picked up his first win June 27 vs. Tulsa...allowed three grand slams, the most by any pitcher in the Texas League.

2004—Spent the entire season with Single-A Clinton...ranked second on the staff in starts and third in innings pitched and strikeouts...went 2-0 with a 3.94 ERA in his first relief outings...won three straight decisions from April 17 to May 6.

2003—Spent his first professional season with Spokane, Texas' entry in the Northwest League...recorded victories July 6 vs. Yakima and July 27 vs. Eugene...earned his lone save Aug. 26 at Boise.

PERSONAL/MISCELLANEOUS

Jesse David Chavez...is married to Crystal and has three daughters, Criste, Stevie and Dannie Rae...graduated from AB Miller High School in Fontana, Calif...attended Riverside (CA) Community College.

LIFETIME PITCHING RECORD

Year	Club	W	L	ERA	G	GS	CG	SHO	SV	IP	H	R	ER	HR	HB	BB	IBB	SO	WP	BK
2003	Spokane	2	2	4.55	17	8	0	0	1	55.1	63	30	28	5	7	31	0	48	4	0
2004	Clinton	6	10	4.68	27	22	0	0	0	123.0	148	75	64	8	3	35	1	96	4	0
2005	Bakersfield	0	0	2.22	11	0	0	0	2	24.1	16	6	6	2	0	9	0	31	1	0
	Frisco	4	3	5.68	31	0	0	0	1	57.0	71	43	36	10	2	25	2	27	7	0
2006	Frisco	2	5	4.42	38	0	0	0	4	59.0	54	33	29	5	2	28	3	70	7	0
	Oklahoma City	0	0	4.50	1	0	0	0	0	2.0	3	1	1	0	0	0	0	3	0	0
	Indianapolis	2	1	4.24	12	0	0	0	0	17.0	18	9	8	0	0	9	1	15	0	0
2007	Indianapolis	3	3	3.92	46	1	0	0	2	80.1	94	41	35	4	1	17	1	65	3	0
2008	Indianapolis	2	6	3.80	51	0	0	0	14	68.2	58	30	29	8	0	22	4	70	6	0
	PITTSBURGH	0	1	6.60	15	0	0	0	0	15.0	20	11	11	2	0	9	2	16	2	0
2009	PITTSBURGH	1	4	4.01	73	0	0	0	0	67.1	69	33	30	11	1	22	3	47	5	0
2010	ATLANTA	3	2	5.89	28	0	0	0	0	36.2	40	24	24	6	1	12	3	29	0	0
	KANSAS CITY	2	3	5.88	23	0	0	0	0	26.0	29	20	17	5	0	11	4	16	2	0
2011	Omaha	2	4	3.75	45	0	0	0	16	57.2	63	30	24	6	0	16	3	54	4	0
	KANSAS CITY	0	0	10.57	4	0	0	0	0	7.2	12	9	9	3	0	5	0	8	0	0
2012	Las Vegas	8	5	3.98	19	17	1	0	1	95.0	90	45	42	10	1	20	0	86	5	1
	TORONTO	1	1	8.44	9	2	0	0	0	21.1	25	22	20	6	2	10	1	27	0	0
	Sacramento	0	0	1.80	2	1	0	0	1	10.0	8	2	2	0	0	2	0	9	0	0
	OAKLAND	0	0	18.90	4	0	0	0	0	3.1	9	7	7	1	1	1	0	3	1	0
2013	Sacramento	2	2	2.70	5	5	0	0	0	30.0	35	16	9	1	1	5	0	26	0	0
	OAKLAND	2	4	3.92	35	0	0	0	1	57.1	50	27	25	3	3	20	4	55	5	0
2014	OAKLAND	8	8	3.45	32	21	0	0	0	146.0	142	64	56	17	5	49	3	136	7	0
AL Totals		13	16	4.61	107	23	0	0	1	261.2	267	149	134	35	11	96	12	245	15	0
NL Totals		4	7	4.92	116	0	0	0	0	119.0	129	68	65	19	2	43	8	92	7	0
ML Totals		17	23	4.70	223	23	0	0	1	380.2	396	217	199	54	13	139	20	337	22	0

CAREER TRANSACTIONS

2001 — Selected by the Chicago Cubs organization in the 39th round of the First-Year Player Draft, did not sign. **2002** — Selected by the Texas Rangers organization in the 42nd round of the First-Year Player Draft, signed May 17, 2003. **2006** — Traded to the Pittsburgh Pirates for pitcher Kip Wells, July 31. **2009** — Traded to the Tampa Bay Rays for infielder Akinori Iwamura, November 3. Traded to the Atlanta Braves for pitcher Rafael Soriano, December 11. **2010** — Traded to the Kansas City Royals with outfielder Gregor Blanco and pitcher Tim Collins for outfielder Rick Ankiel and pitcher Kyle Farnsworth, July 31. **2011** — Claimed off waivers by the Toronto Blue Jays, October 21. **2012** — Traded to the Oakland Athletics for cash considerations, August 24.

DIVISION SERIES RECORD

Year	Club/Opp.	W	L	ERA	G	GS	CG	SHO	SV	IP	H	R	ER	HR	HB	BB	IBB	SO	WP	BK
2013	OAK vs. DET																			

(Did not pitch)

VS. THE AMERICAN LEAGUE

2014		CAREER												
ERA	W	L	S	G	IP	ER	vs. TEAM	ERA	W	L	S	G	IP	ER
—	0	0	0	0	0.0	0	Baltimore	6.75	0	0	0	4	6.2	5
0.00	0	0	0	1	7.0	0	Boston	0.73	0	0	0	4	12.1	1
3.24	1	1	0	2	8.1	3	Chicago	3.05	2	1	0	9	20.2	7
3.60	1	0	0	1	5.0	2	Cleveland	7.02	1	1	0	11	16.2	13
6.55	0	2	0	2	11.0	8	Detroit	9.90	0	3	0	9	20.0	22
5.32	2	1	0	4	22.0	13	Houston	3.24	2	1	0	19	41.2	15
0.00	0	0	0	2	2.0	0	Kansas City	0.00	0	0	1	4	7.0	0
2.57	0	1	0	5	21.0	6	Los Angeles	3.99	1	3	0	13	29.1	13
3.38	0	0	0	2	8.0	3	Minnesota	4.70	0	0	0	8	15.1	8
3.75	2	0	0	2	12.0	5	New York	2.29	3	0	0	4	19.2	5
—	0	0	0	0	0.0	0	Oakland	0.00	2	0	0	3	4.0	0
4.15	0	2	0	3	17.1	8	Seattle	2.54	0	2	0	11	28.1	8
0.00	0	0	0	1	3.2	0	Tampa Bay	3.18	0	0	0	3	5.2	2
1.23	1	0	0	2	7.1	1	Texas	5.32	1	1	0	11	23.2	14
3.38	0	1	0	1	5.1	2	Toronto	7.94	0	2	0	2	5.2	5

VS. THE NATIONAL LEAGUE

2014		CAREER												
ERA	W	L	S	G	IP	ER	vs. TEAM	ERA	W	L	S	G	IP	ER
—	0	0	0	0	0.0	0	Arizona	9.00	0	0	0	4	6.0	6
0.00	0	0	0	1	3.0	0	Atlanta	0.00	0	0	0	4	5.2	0
—	0	0	0	0	0.0	0	Chicago	3.52	0	1	0	9	7.2	3
—	0	0	0	0	0.0	0	Cincinnati	4.91	1	1	0	13	14.2	8
—	0	0	0	0	0.0	0	Colorado	4.91	0	1	0	4	3.2	2
—	0	0	0	0	0.0	0	Los Angeles	2.16	0	1	0	8	8.1	2
7.20	0	0	0	1	5.0	4	Miami	7.71	1	2	0	9	16.1	14
—	0	0	0	0	0.0	0	Milwaukee	12.38	0	2	0	15	16.0	22
4.50	0	0	0	1	2.0	1	New York	3.86	0	0	0	5	4.2	2
—	0	0	0	0	0.0	0	Philadelphia	0.00	1	0	0	8	7.2	0
—	0	0	0	0	0.0	0	Pittsburgh	0.00	0	0	0	2	2.0	0
—	0	0	0	0	0.0	0	St. Louis	13.50	1	1	0	9	8.2	13
—	0	0	0	0	0.0	0	San Diego	5.06	0	0	0	6	5.1	3
0.00	1	0	0	1	6.0	0	San Francisco	2.79	1	0	0	5	9.2	3
—	0	0	0	0	0.0	0	Washington	3.52	0	0	0	7	7.2	3

MONTHLY BREAKDOWN

2014		CAREER												
ERA	W	L	S	G	IP	ER	by MONTH	ERA	W	L	S	G	IP	ER
1.89	2	0	0	6	38.0	8	April	2.71	2	1	0	26	63.0	19
3.90	2	3	0	5	30.0	13	May	4.64	2	4	0	34	66.0	34
3.30	2	1	0	5	30.0	11	June	4.40	3	6	0	33	77.2	38
5.20	2	3	0	5	27.2	16	July	5.95	6	5	1	34	56.0	37
2.75	0	0	0	9	19.2	6	August	4.95	3	3	0	44	63.2	35
27.00	0	1	0	2	0.2	2	September	6.15	1	4	0	50	52.2	36
—	0	0	0	0	0.0	0	October	0.00	0	0	0	2	1.2	0

PITCHING BREAKDOWN

2014		CAREER												
ERA	W	L	S	G	IP	ER	by CATEGORY	ERA	W	L	S	G	IP	ER
2.67	5	2	0	15	67.1	20	Home	4.64	9	6	0	102	176.2	91
4.12	3	6	0	17	78.2	36	Away	4.76	8	17	1	121	204.0	108
2.90	3	3	0	13	59.0	19	Day	4.89	7	12	1	86	154.2	84
3.83	5	5	0	19	87.0	37	Night	4.58	10	11	0	137	226.0	115
3.14	7	6	0	19	114.2	40	Pre-ASG	3.86	9	13	1	109	238.0	102
4.60	1	2	0	13	31.1	16	Post-ASG	6.12	8	10	0	114	142.2	97
3.44	8	7	0	21	125.2	48	Starter	3.89	8	8	0	23	134.1	58
3.54	0	1	0	11	20.1	8	Reliever	5.15	9	15	1	200	246.1	141

BALLPARK BREAKDOWN

	ERA	W	L	S	G	IP	ER
Angel Stadium of Anaheim	2.53	0	2	0	8	21.1	6
AT&T Park	9.00	0	0	0	3	3.0	3
Busch Stadium	13.50	0	0	0	3	3.1	5
Camden Yards	3.38	0	0	0	1	2.2	1
Chase Field	0.00	0	0	0	1	2.0	0
Citi Field	0.00	0	0	0	2	1.1	0
Citizens Bank Park	0.00	1	0	0	3	2.1	0
Comerica Park	15.83	0	1	0	5	9.2	17
Coors Field	10.80	0	1	0	2	1.2	2
Dodger Stadium	3.38	0	1	0	4	2.2	1
Fenway Park	2.08	0	0	0	2	4.1	1
Globe Life Park in Arlington	4.08	1	1	0	7	17.2	8
Great American Ball Park	6.23	1	1	0	9	8.2	6
Kauffman Stadium	6.17	1	1	1	16	23.1	16
Mall of America Field	9.00	0	0	0	1	2.0	2
Marlins Park	8.18	0	1	0	2	11.0	10
Miller Park	12.96	0	2	0	8	8.1	12
Minute Maid Park	4.87	0	1	0	11	20.1	11
Nationals Park	2.08	0	0	0	4	4.1	1
O.co Coliseum	3.45	9	5	0	33	99.0	38
PETCO Park	0.00	0	0	0	4	3.1	0
PNC Park	4.08	1	0	0	46	46.1	21
Progressive Field	3.68	1	1	0	4	7.1	3
Rogers Centre	11.37	0	1	0	3	6.1	8
Safeco Field	1.80	0	1	0	8	15.0	3
Sun Life Stadium	9.82	1	1	0	5	3.2	4
Target Field	1.00	0	0	0	2	9.0	1
Tropicana Field	18.00	0	0	0	1	1.0	2
Turner Field	4.15	0	0	0	14	12.0	10
U.S. Cellular Field	0.93	0	1	0	6	9.2	1
Wrigley Field	7.71	0	1	0	4	2.1	2
Yankee Stadium	6.00	1	0	0	1	6.0	4

FIELDING STATISTICS

Pitcher								
Year	Pct.	G	PO	A	E	TC	DP	
2008	1.000	15	1	3	0	4	0	
2009	1.000	73	6	5	0	11	1	
2010	1.000	51	3	6	0	9	0	
2011	—	4	0	0	0	0	0	
2012	.667	13	0	2	1	3	0	
2013	1.000	35	7	7	0	14	0	
2014	1.000	32	11	4	0	15	3	
Totals	.982	223	28	27	1	56	4	

CHAVEZ' CAREER BESTS

Low Hit Complete Game: None
Innings Pitched: 8.0, May 12, 2014 vs. Chicago (AL). As reliever: 5.2, June 13, 2013 vs. New York (AL)
Strikeouts: 9 (three times), last: July 7, 2014 vs. San Francisco. As reliever: 7 (twice), last: June 13, 2013 vs. New York (AL)
Pitches: 109, May 18, 2014 at Cleveland
Longest Winning Streak: 2 (five times), last: May 12 to 18, 2014
Longest Losing Streak: 5, September 25, 2008 to August 31, 2009
Longest Scoreless Streak: 12.2, May 15 to June 13, 2013

CHAVEZ' 2014 STARTS

Date	Opponent	Score	Dec	ERA	IP	H	R	ER	BB	SO	HR	#PIT
April 3	Seattle	3-2 (12)	--	1.50	6.0	5	2	1	2	4	0	91
April 9	at Minnesota	7-4 (11)	--	1.38	7.0	6	1	1	0	9	1	94
April 14	at Los Angeles (AL)	3-2	--	1.35	7.0	4	2	1	0	9	1	100
April 20	Houston	4-1	W	1.38	6.0	4	1	1	3	6	1	103
April 25	at Houston	12-5	--	2.32	5.0	8	5	4	2	5	0	90
April 30	at Texas	12-1	W	1.89	7.0	1	0	0	1	8	0	96
May 6	Seattle	3-8	L	2.47	5.2	7	4	4	2	3	0	97
May 12	Chicago (AL)	5-4	W	2.44	8.0	5	2	2	2	7	2	93
May 18	at Cleveland	13-3	W	2.54	5.0	6	2	2	3	6	2	109
May 24	at Toronto	2-5	L	2.61	5.1	8	4	2	1	4	1	95
May 29	Detroit	4-5	L	2.78	6.0	8	3	3	2	3	0	107
June 4	at New York (AL)	7-4	W	3.04	6.0	7	4	4	2	5	1	107
June 9	at Los Angeles (AL)	1-4	L	3.04	6.0	8	3	2	1	5	0	92
June 15	New York (AL)	10-5	W	2.93	6.0	5	1	1	0	4	0	87
June 21	Boston	2-1 (10)	--	2.71	7.0	3	0	0	4	4	0	100
June 27	at Miami	9-5	--	2.94	5.0	6	4	4	3	5	0	98
July 2	at Detroit	3-9	L	3.23	5.0	8	5	5	4	5	0	105
July 7	San Francisco	5-0	W	3.06	6.0	4	0	0	2	9	0	101
July 12	at Seattle	2-6	L	3.14	5.2	10	3	3	2	6	1	102
July 23	Houston	9-7	W	3.14	5.2	4	2	2	2	7	0	101
July 28	at Houston	3-7	L	3.44	5.1	5	6	6	3	5	3	91



RIGHT-HANDED PITCHER

Height/Weight: 6-3 / 201

Bats/Throws: Right / Right

Birthdate: February 14, 1985

Opening Day Age: 30

Birthplace/Resides: Lexington, Kentucky / Clearwater, Florida

Major League Service: 5 years, 148 days

Obtained: Acquired from Washington for Yunel Escobar, January 14, 2015

Contract Status: First year of a one-year contract through 2015

CAREER HIGHLIGHTS

Is a two-time All-Star as a middle reliever (2011, 2014) in eight seasons in the majors with New York-AL (2007) and Washington (2008-14)...leaves the Nationals as Washington's all-time (since 2005) leader in games pitched (414)...also ranked fourth in strikeouts (530) and eighth in innings pitched (464.0)...began his professional career as a starter as 131 of his 164 minor league appearances and each of his first six Major League appearances came in a starting role...has pitched exclusively in relief since 2009 and is 33-23 with 34 saves, a 2.64 ERA (133 er in 453.2 ip) and .183 (292-for-1593) opponents batting average in 412 relief appearances over that span...is the only pitcher to appear in 70 or more games in each of the last five seasons and his 371 games pitched since 2010 are the most in the majors...logged 32 of his 34 career saves in 2012 when he took over as closer after an injury to Drew Storen...was credited with the win for the National League in the 2011 All-Star Game.

MLB MOST GAMES PITCHED SINCE 2010

371	Tyler Clippard
368	Matt Belisle
363	Luke Gregerson
353	Brad Ziegler
351	Javier Lopez

2014 HIGHLIGHTS

Was named to his second National League All-Star team...went 7-4 with a save and a 2.18 ERA in 75 relief appearances...it was his fifth consecutive season with 70 or more games pitched and his 371 appearances since 2010 are the most in the majors...is the only pitcher to appear in 70 or more games in each of the last five seasons...since 2010, he also leads Major League relievers in innings pitched (393.1), is tied with Matt Belisle for the lead in wins (29), ranks second to Craig Kimbrel (476) with 455 strikeouts and is sixth in opponents batting average (.185)...his 75 games pitched in 2014 were the second most of his career (78 in 2010) but he tossed just 70.1 innings, which were his fewest since 2009 (60.1)...surrendered just five home runs and his average of 0.64 home runs per nine innings was the best mark of his career...tied for fourth among National League relievers in games pitched, tied for fifth in wins, tied for eighth in innings pitched and ranked ninth in strikeouts (82)...allowed a .188 opponents batting average, which included a .130 (15-for-115) mark against right-handed hitters compared to .237 (32-for-135) against left-handers...led the majors with a career-high 40 holds...it was the second time he led the majors in holds (2011) and it was just the third 40-hold season in Major League history (Joel Peralta, 41 in 2013; Luke Gregerson, 40 in 2010)...stranded all six of his inherited runners but had six blown saves, which tied for sixth in the NL...first batters faced were 12-for-67 (.179) with seven walks and a hit by pitch (.267 on-base percentage)...opponents hit .222 with runners in scoring position, including .292 with RISP and two outs...however, opponents are 28-for-205 (.137) with RISP and two outs in his career...compiled a 1.34 ERA and .123 opponents batting average in 35 games on the road, a 2.95 ERA and .243 opponents average in 40 games at home...over the last three years, he has a 1.83 ERA (21 er in 103.1 ip) and .136 (48-for-354) opponents batting average on the road compared to a 3.66 ERA and .222 opponents average at Nationals Park...logged a 1.69 ERA in 63 appearances on two days rest or fewer, a 4.63 ERA in 12 games on three days rest or more...did not allow a run in 13 games against NL Central teams (12.1 ip)...posted a 6.35 ERA in seven interleague appearances...tossed one inning or fewer in 74 of his 75 outings, including 64 appearances of exactly one inning.

WASHINGTON: Struck out the side April 2 at New York (NL), his first of three three-strikeout games (June 23 at Milwaukee and July 20 vs. Milwaukee)...walked two batters April 9 against Miami, his only outing with more than one walk...surrendered a season-high four runs, all unearned, April 21 against

Los Angeles (AL)...then had a career-high 19.2 inning scoreless streak from April 24 to June 11... allowed a .154 opponents batting average over that stretch...opponents went 1-for-23 (.043) with two walks (.120 on-base percentage) over a nine-game stretch from May 7 to 23...did not allow a run in 13 appearances in May (11.2) and held the opposition to a .154 batting average...had his scoreless streak snapped June 17 against Houston when he yielded a season-high tying four runs on a season-high five hits in just 0.2 innings...did not allow a run in 23 of his next 24 outings (0.38 ERA), including a 14.0-inning scoreless streak from July 20 to Aug. 17...opponents went 4-for-45 (.089) with no extra base hits and one walk (.109 on-base percentage) during the scoreless streak...was named to the NL All-Star team as a replacement for Jordan Zimmermann...recorded the final two outs of the fifth inning of the July 15 All-Star Game at Minnesota, including a Jose Altuve sacrifice fly...retired 24 of the 25 batters he faced over an eight-game stretch from July 20 to Aug. 7 (8.0 ip, 1 h, 9 so)...compiled a 1.00 ERA in nine games in July...tossed a season-high 1.1 scoreless innings Sept. 5 against Philadelphia, his only outing longer than one inning in 2014...did not allow a run in three NLDS appearances against San Francisco (3.0 ip, 1 h, 1 bb, 2 so).

CAREER

2013—Was 6-3 with a 2.41 ERA in 72 games...allowed just 37 hits for a career-low .152 opponents batting average...also had the lowest opponents slugging percentage (.279) and OPS (.517) of his career...ranked second among National League relievers in opponents batting average, third in opponents on-base percentage (.238), tied for sixth in wins and seventh in OPS...struck out 73 in 71.0 innings and his average of 9.25 strikeouts per nine innings was his lowest since becoming a reliever in 2009...his opponents batting average included a .151 mark against right-handed hitters compared to .152 against left-handers...yielded a .136 batting average with runners in scoring position and two outs...first batters faced were 12-for-68 (.176) with four walks (.222 on-base percentage)...the on-base percentage tied for eighth lowest in the NL...led the NL in holds (33)...allowed 2-of-9 (22.2%) inherited runners to score...posted a 4.35 ERA in 11 games in April, a 1.46 ERA in 50 games from May through August and a 5.06 ERA in 11 games in September...was charged with three blown saves, all in September...had a 1.83 ERA in 39 outings on one day of rest or fewer compared to a 3.13 ERA in 33 games on two days rest or more...logged a 1.99 ERA before the All-Star Break, 2.97 after the break...compiled a 0.96 ERA in 19 day games, 2.92 in 53 contests at night...held the five through nine hitters in the batting order to a .067 batting average...posted a 1.67 ERA against interdivision foes compared to a 3.24 ERA against NL East rivals...Washington was 55-17 (.764) in games he pitched...tossed at least one inning in 67 of his 72 appearances but more than one inning just three times...did not allow a run over an 11-game stretch from May 5 to 28 (10.2 ip)...allowed just four hits for a .114 opponents batting average...struck out a season-high three batters May 31 at Atlanta...compiled a 0.38 ERA and .104 opponents batting average over a 23-game stretch from June 4 to July 27...did not allow a run in 22 of those contests...tossed a season-high 1.2 scoreless innings June 19 at Philadelphia...had a 15-game, 15.0-inning scoreless streak from June 26 to July 27...posted a 0.84 ERA in 10 relief appearances in June...then did not allow a run in 13 games in July (13.0 ip)...matched his season high with three strikeouts July 14 at Miami...retired 23 consecutive batters from Aug. 17 to Sept. 2.

2012—Entered the season pitching the eighth inning but ended up saving a career-high 32 games due to an injury to Drew Storen...converted 32-of-37 (86.5%) save opportunities...tied for seventh in the National League in saves and tied for ninth in save percentage...added 13 holds to become the third pitcher with at least 30 saves and 10 holds in a season (Ugueth Urbina, 2003; Kerry Ligtenberg, 1998)...went 2-6 with a with a 3.72 ERA in 74 relief appearances...the ERA was the highest mark of his career as a reliever...struck out 84 batters in 72.2 innings, an average of 10.40 per nine innings...ranked 10th among NL relievers in innings pitched and strikeouts...allowed a .204 opponents batting average, including .170 against left-handed hitters compared to .239 against right-handers...yielded six of his seven home runs to righties...opponents hit .179 with runners in scoring position, including .077 with RISP and two outs...had a 1.93 ERA, .148 opponents batting average and no home runs allowed in 37.1 innings at the All-Star Break...then logged a 5.60 ERA and .255 opponents batting average while surrendering seven home runs in 35.1 innings after the break...compiled a 5.40 ERA and .260 opponents batting average in 39 games at home, a 1.83 ERA and .134 opponents average in 35 contests on the road...yielded five of his seven home runs at home...converted all 11 of his save opportunities during the day and all 14 of his chances when pitching on no days rest...allowed 2-of-9 (22.2%) inherited runners to score...first batters faced hit .288...did not allow a run and converted all seven of his save opportunities in 10 interleague appearances (9.2 ip, 2 h, 3 bb, 14 so)...tied the Yankees Rafael Soriano for the Major League lead in

interleague saves...had a 3.32 ERA in 19 games before recording his first save May 22...did not allow a run in 17.1 innings and converted each of his first 14 saves from May 22 to July 7...held opponents to a .074 batting average over that stretch...had a 19.1 inning scoreless streak from May 18 to July 7, which was a career-high at the time...by closing out a 2-1 win on Sept. 3 against Chicago (NL), became the third National to reach the 30-save plateau (Chad Cordero, 2005 and 2007; Storen 2011)...worked in three of five postseason games in the NLDS against St. Louis (3.0 ip, 1 h, 1 r, 1 er, 1 bb, 5 so).

2011—Was named to his first National League All-Star team...went 3-0 with 1.83 ERA and .162 opponents batting average in 72 relief appearances...the ERA was a career-low as was his .228 opponents on-base percentage...struck out 104 batters in 88.1 innings, an average of 10.60 per nine innings...ranked second among Major League relievers in strikeouts (Kimbrel, ATL 127)...led NL relievers in innings pitched, ranked third in ERA and opponents on-base percentage and fifth in opponents batting average...led all ML relievers and established a new franchise record with 38 holds...his opponents batting average included a .156 mark against right-handed hitters compared to .169 against left-handers...yielded a .198 average with the bases empty, .101 with runners on...opponents hit .086 with runners in scoring position...first batters faced were 8-for-67 (.119) with three walks (.155 on-base percentage)...the on-base percentage was the lowest in the NL and the batting average ranked sixth...allowed 10-of-46 (21.7%) inherited runners to score...compiled a 0.64 ERA in 34 day games and a 0.98 ERA in 15 appearances on no days rest...struck out all comers during a six-strikeout, 2.0-perfect inning effort in a 3-2 win, May 6 at Florida...was credited with the win in the All-Star Game at Arizona on July 12, tossing 0.1 scoreless innings in the NL's 5-1 victory...logged a 0.57 ERA in 12 games in July...did not allow a run in 11 of his final 12 outings (0.61 ERA)...set the Nationals single-season mark with his 34th hold, Sept. 14 at New York (NL).

2010—Compiled an 11-8 record, his first save and a 3.07 ERA in a career-high 78 appearances with Washington in his first full season...struck out a career-high 112 batters in a career-high 91.0 innings, an average of 11.08 per nine innings...the strikeouts ranked second among Major League relievers to the Cubs Carlos Marmol (138)...the wins were a career high, the most on the Nationals and the most among ML relievers...ranked eighth in the NL and ninth in the majors in games pitched...yielded a .212 opponents batting average, .299 on-base percentage and .348 slugging percentage, all of which were his highest as a reliever...held right-handed hitters to a .188 average...tied for fifth in the NL with a team-leading 23 holds...first batters faced hit .239...allowed 18-of-46 (39.1%) inherited runners to score...led ML qualified pitchers in percentage of swings that miss (32.2%)...set a single-season record for wins at Nationals Park, which opened in 2008, as nine of his 11 wins came in DC...the Nationals were 44-34 when he pitched...did not allow a run in 13 of his first 14 appearances (0.42 ERA)...worked 3.0 scoreless innings April 10 at New York (NL) and seven of his nine outs were by strikeouts...that matched the Nationals single-game record for strikeouts by a reliever...recorded his first career save June 10 against Pittsburgh (1.0 ip, 1 h, 2 so)...had a 13-game, 16.2-inning scoreless streak from Aug. 27 to Sept. 28.

2009—Converted from starter to reliever and spent most of the season with Washington...was 4-1 with a 0.92 ERA in 24 relief appearances with Triple-A Syracuse when he was recalled by the Nationals June 24...went 4-2 with a 2.69 ERA in 41 relief appearances with Washington...led Washington relievers with 60.1 innings pitched and 67 strikeouts...averaged 10.0 strikeouts per nine innings...had a .172 opponents batting average, which ranked third among National League pitchers and sixth among Major Leaguers with 60 or more innings pitched...ranked 10th among NL relievers in ERA...held left-handed hitters to a .122 batting average, compared to .234 against right-handers...yielded a .180 batting average with runners in scoring position...compiled a 1.95 ERA in 22 home games and a 1.04 ERA in 13 day games...first batters faced hit .235...allowed 7-of-19 (36.8%) inherited runners to score...struck out a career-high seven batters in a 4.0-inning effort to nab the win July 25 against San Diego...did not allow a run over his final seven outings (12.1 ip).

2008—Spent the majority of season with Triple-A Columbus in his first year with the Washington organization...made two sports start with the Nationals, going 1-1 with a 4.35 ERA...was recalled from Columbus June 9 to fill a void due to a June 4 rainout and subsequent June 5 doubleheader against St. Louis...suffered the loss in his Washington debut June 9 against San Francisco after allowing three runs on five hits in 4.1 innings...was optioned June 10 but was recalled June 14 to make a start that day at Seattle...tossing 6.0 innings of two-run ball to earn the win but was optioned back to Columbus following the game...went 6-13 with a 4.66 ERA in 27 starts for the Clippers...paced the club in starts (27),

innings (143.0) and strikeouts (125)...ranked among the International League leaders in starts (2nd, 27) and strikeouts (7th, 125)...finished third in strikeouts and fourth in ERA among Washington farmhands.

2007—Made his Major League debut with New York (AL) and went 3-1 with a 6.33 ERA in six starts... all three of his wins came on the road...was selected by the Yankees May 20 and made his big league debut that night at New York (NL)...allowed just one run on three hits and three walks while striking out six for the win in a 6-2 decision...his debut came on ESPN's Sunday Night Baseball...went 3-1 with a 3.60 ERA over his first four starts...then allowed 11 runs on 11 hits in 7.0 innings over his final two starts before being optioned June 16...combined for a 6-5 record and a 4.50 ERA in 20 starts with Triple-A Scranton/Wilkes-Barre and Double-A Trenton...was on the Trenton DL from July 31 to Aug. 13 with a strained right neck...was rated as the Yankees No. 7 prospect by *Baseball America*

2006—Led all Yankees minor-leaguers with 175 strikeouts while posting a 12-10 record and a 3.35 ERA in 28 starts with Double-A Trenton...led the Eastern League in strikeouts and games started (28), ranked fourth in innings (166.1) and seventh in ERA...held the opposition to a .200 batting average...went 9-0 with a 1.90 ERA over his final 12 starts...became the first Trenton pitcher in the 13-year history of the franchise to toss a no-hitter in a 9-0 win against Harrisburg Aug. 17...was rated as the Yankees No. 10 prospect by *Baseball America*.

2005—Spent the majority of season with Single-A Tampa but also pitched in one game for Single-A Charleston and Triple-A Columbus...combined for 181 strikeouts, which ranked fifth in minor-league baseball...was 10-9 with a 3.18 ERA at Tampa...led the Florida State League with 169 strikeouts...also ranked among the FSL leaders in starts (5th, 25), innings (5th, 147.1) and ERA (7th, 3.18)..

2004—Made 25 starts for Single-A Battle Creek, posting a 10-10 record with a 3.44 ERA...fanned 8.8 batters per nine innings and notched a strikeout-to-walk ratio of 4.5...his 145 strikeouts ranked second in the Yankees farm system.

2003—Went 3-3 with a 2.89 ERA in 11 games, including five starts, in his first professional season with the Yankees Gulf Coast League squad...ranked second in the GCL in strikeouts per nine innings (11.5), third in strikeouts (56) and fourth in fewest walks per nine innings (1.02).

PERSONAL/MISCELLANEOUS

Tyler Lee Clippard was originally signed by Yankees scout Scott Pleis...graduated from JW Mitchell High School in New Port Richey, FL...earned All-Conference and All-Sun Coast honors...signed a national letter of intent to attend the University of South Florida, but chose to sign with Yankees organization.

LIFETIME PITCHING RECORD

Year	Club	W	L	ERA	G	GS	CG	SHO	SV	IP	H	R	ER	HR	HB	BB	IBB	SO	WP	BK
2003	GCL Yankees	3	3	2.89	11	5	0	0	0	43.2	33	16	14	3	5	5	0	56	4	0
2004	Battle Creek	10	10	3.44	26	25	1	0	0	149.0	153	71	57	12	15	32	0	145	4	0
2005	Tampa	10	9	3.18	26	25	0	0	0	147.1	118	56	52	12	9	34	1	169	5	1
	Charleston	0	1	7.50	1	1	0	0	0	6.0	9	5	5	1	2	0	0	10	1	0
	Columbus	0	0	0.00	1	0	0	0	0	1.0	0	0	0	0	0	0	0	2	0	0
2006	Trenton	12	10	3.35	28	28	1	1	0	166.1	118	72	62	14	17	55	1	175	3	0
2007	Scranton-Wilkes Barre	4	4	4.15	14	14	0	0	0	69.1	82	40	32	7	3	35	0	55	3	0
	NEW YORK (AL)	3	1	6.33	6	6	0	0	0	27.0	29	19	19	6	0	17	1	18	2	1
	Trenton	2	1	5.40	6	6	0	0	0	26.2	22	18	16	5	2	12	0	28	2	0
2008	Columbus	6	13	4.66	27	27	0	0	0	143.0	129	80	74	15	3	66	3	125	2	0
	WASHINGTON	1	1	4.35	2	2	0	0	0	10.1	12	5	5	2	0	7	1	8	1	0
2009	Syracuse	4	1	0.92	24	0	0	0	0	39.0	20	8	4	2	0	15	1	42	0	0
	WASHINGTON	4	2	2.69	41	0	0	0	0	60.1	36	20	18	9	1	32	1	67	1	1
2010	WASHINGTON	11	8	3.07	78	0	0	0	1	91.0	69	33	31	8	2	41	4	112	1	1
2011	WASHINGTON	3	0	1.83	72	0	0	0	0	88.1	48	18	18	11	0	26	2	104	1	0
2012	WASHINGTON	2	6	3.72	74	0	0	0	32	72.2	55	32	30	7	2	29	2	84	5	0
2013	WASHINGTON	6	3	2.41	72	0	0	0	0	71.0	37	19	19	9	4	24	1	73	2	0
2014	WASHINGTON	7	4	2.18	75	0	0	0	1	70.1	47	22	17	5	1	23	1	82	0	0
AL Totals		3	1	6.33	6	6	0	0	0	27.0	29	19	19	6	0	17	1	18	2	1
NL Totals		34	24	2.68	414	2	0	0	34	464.0	304	149	138	51	10	182	12	530	11	2
ML Totals		37	25	2.88	420	8	0	0	34	491.0	333	168	157	57	10	199	13	548	13	3

CAREER TRANSACTIONS

2003 — Selected by the New York Yankees organization in the 9th round of the First-Year Player Draft. **2007** — Traded to the Washington Nationals for pitcher Jonathan Albaladejo, December 5. **2014** — Traded to the Oakland Athletics for infielder Yunel Escobar, January 14.

DIVISION SERIES RECORD

Year	Club/Opp.	W	L	ERA	G	GS	CG	SHO	SV	IP	H	R	ER	HR	HB	BB	IBB	SO	WP	BK
2012	WAS vs. STL	0	0	3.00	3	0	0	0	0	3.0	1	1	1	1	0	1	0	5	0	0
2014	WAS vs. SF	0	0	0.00	3	0	0	0	0	3.0	1	0	0	0	0	1	0	2	0	0
Totals		0	0	1.50	6	0	0	0	0	6.0	2	1	1	1	0	2	0	7	0	0

ALL-STAR GAME RECORD

Year	Club/Site	W	L	ERA	G	GS	CG	SHO	SV	IP	H	R	ER	HR	HB	BB	IBB	SO	WP	BK
2011	NL/Ari.	1	0	0.00	1	0	0	0	0	0.1	1	0	0	0	0	0	0	0	0	0
2014	NL/Min.	0	0	0.00	1	0	0	0	0	0.2	0	0	0	0	0	0	0	0	0	0
Totals		1	0	0.00	2	0	0	0	0	1.0	1	0	0	0	0	0	0	0	0	0

A'S PITCHERS CAREER HITTING

PITCHER	AVG	AB	R	H	2B	3B	HR	RBI	SH	SF	HP	BB	SO	SB	CS
Abad	.125	8	0	1	0	0	0	0	0	0	0	0	4	0	0
Chavez	.000	8	0	0	0	0	0	0	1	0	0	0	8	0	0
Clippard	.214	14	0	3	1	0	0	0	3	0	0	0	6	0	0
De La Rosa	.000	3	0	0	0	0	0	0	1	0	0	0	2	0	0
Doolittle	.000	1	0	0	0	0	0	0	0	0	0	0	0	0	0
Gray	.000	2	0	0	0	0	0	0	2	0	0	0	1	0	0
Griffin	.000	4	0	0	0	0	0	0	0	0	0	1	3	0	0
Hahn	.091	22	1	2	0	0	0	1	2	0	0	0	12	0	0
Kazmir	.091	22	0	2	0	0	0	1	1	0	0	0	8	0	0
O'Flaherty	.000	2	0	0	0	0	0	0	0	0	0	0	2	0	0
Otero	.000	1	0	0	0	0	0	0	0	0	0	0	1	0	0
Parker	.125	8	0	1	1	0	0	0	1	0	0	0	5	0	0
Pomeranz	.206	34	2	7	2	0	1	1	7	0	0	1	19	0	0

VS. THE AMERICAN LEAGUE

2014		CAREER												
ERA	W	L	S	G	IP	ER	vs. TEAM	ERA	W	L	S	G	IP	ER
0.00	0	0	0	1	1.0	0	Baltimore	4.38	0	2	1	13	12.1	6
—	0	0	0	0	0.0	0	Boston	3.86	0	0	3	4	4.2	2
—	0	0	0	0	0.0	0	Cleveland	0.00	0	0	0	2	1.2	0
—	0	0	0	0	0.0	0	Chicago	4.82	1	0	0	6	9.1	5
—	0	0	0	0	0.0	0	Detroit	4.50	0	0	0	2	2.0	1
13.50	1	0	0	3	2.2	4	Houston	3.95	4	0	1	12	13.2	6
—	0	0	0	0	0.0	0	Kansas City	0.00	0	0	0	3	3.0	0
0.00	0	1	0	1	0.2	0	Los Angeles	5.79	0	2	0	2	4.2	3
—	0	0	0	0	0.0	0	Minnesota	0.00	1	0	0	2	2.0	0
—	0	0	0	0	0.0	0	New York	0.00	0	0	0	1	1.0	0
0.00	0	0	0	1	0.1	0	Oakland	0.00	0	0	0	1	0.1	0
0.00	0	0	0	1	1.0	0	Seattle	2.00	2	0	0	4	9.0	2
—	0	0	0	0	0.0	0	Tampa Bay	0.00	0	0	2	2	2.0	0
—	0	0	0	0	0.0	0	Texas	—	0	0	0	0	0.0	0
—	0	0	0	0	0.0	0	Toronto	4.50	1	0	1	2	6.0	3

VS. THE NATIONAL LEAGUE

2014		CAREER												
ERA	W	L	S	G	IP	ER	vs. TEAM	ERA	W	L	S	G	IP	ER
8.10	2	0	0	4	3.1	3	Arizona	4.80	3	0	1	15	15.0	8
3.24	1	1	0	9	8.1	3	Atlanta	2.73	3	3	6	45	52.2	16
0.00	1	0	0	2	2.0	0	Chicago	2.61	2	0	1	20	20.2	6
0.00	0	0	0	4	4.0	0	Cincinnati	1.89	1	1	0	17	19.0	4
0.00	0	0	0	2	2.0	0	Colorado	1.42	2	2	1	15	19.0	3
5.40	0	0	0	4	3.1	2	Los Angeles	1.37	0	1	1	20	19.2	3
0.90	1	0	0	10	10.0	1	Miami	1.25	3	1	1	52	57.2	8
0.00	1	0	1	3	3.0	0	Milwaukee	5.31	1	2	3	19	20.1	12
2.70	0	1	0	11	10.0	3	New York	3.94	6	4	7	51	64.0	28
0.96	0	1	0	9	9.1	1	Philadelphia	3.56	2	3	2	45	48.0	19
0.00	0	0	0	3	3.0	0	Pittsburgh	2.54	2	0	1	20	28.1	8
0.00	0	0	0	3	3.0	0	San Diego	1.19	1	1	0	17	22.2	3
0.00	0	0	0	3	3.0	0	San Francisco	3.10	2	2	1	16	20.1	7
0.00	0	0	0	1	0.1	0	St. Louis	3.00	0	1	1	12	12.0	4
—	0	0	0	0	0.0	0	Washington	—	0	0	0	0	0.0	0

MONTHLY BREAKDOWN

2014		CAREER												
ERA	W	L	S	G	IP	ER	by MONTH	ERA	W	L	S	G	IP	ER
9.00	0	0	0	1	1.0	1	March	5.40	0	0	0	2	1.2	1
2.31	2	2	0	13	11.2	3	April	2.43	7	5	0	58	66.2	18
0.00	2	0	0	13	11.2	0	May	2.34	10	4	3	66	80.2	21
3.09	1	0	1	12	11.2	4	June	3.26	8	3	12	67	88.1	32
1.00	1	0	0	9	9.0	1	July	2.95	3	3	7	70	82.1	27
2.03	1	1	0	14	13.1	3	August	2.28	4	2	8	77	83.0	21
3.75	0	1	0	13	12.0	5	September	3.54	4	6	4	75	81.1	32
—	0	0	0	0	0.0	0	October	6.43	1	2	0	5	7.0	5

PITCHING BREAKDOWN

2014		CAREER												
ERA	W	L	S	G	IP	ER	by CATEGORY	ERA	W	L	S	G	IP	ER
2.95	2	3	0	40	36.2	12	Home	3.31	18	13	16	220	247.1	91
1.34	5	1	1	35	33.2	5	Away	2.44	19	12	18	200	243.2	66
2.38	2	2	0	24	22.2	6	Day	2.28	14	7	11	140	162.0	41
2.08	5	2	1	51	47.2	11	Night	3.17	23	18	23	280	329.0	116
2.03	6	2	1	43	40.0	9	Pre-ASG	2.78	27	14	16	220	265.1	82
2.37	1	2	0	32	30.1	8	Post-ASG	2.99	10	11	18	200	225.2	75
—	0	0	0	0	0.0	0	Starter	5.79	4	2	0	8	37.1	24
2.18	7	4	1	75	70.1	17	Reliever	2.64	33	23	34	412	453.2	133

BALLPARK BREAKDOWN

	ERA	W	L	S	G	IP	ER
AT&T Park	0.00	1	0	1	7	8.0	0
Busch Stadium	2.08	0	1	0	4	4.1	1
Camden Yards	9.00	0	2	1	6	6.0	6
Chase Field	1.23	2	0	1	6	7.1	1
Citi Field	3.21	3	3	3	26	28.0	10
Citizens Bank Park	4.22	1	2	1	21	21.1	10
Comerica Park	9.00	0	0	0	1	1.0	1
Coors Field	1.29	1	1	0	6	7.0	1
Dodger Stadium	2.57	0	0	0	8	7.0	2
Fenway Park	0.00	0	0	3	3	2.2	0
Great American	0.93	0	0	0	8	9.2	1
Kauffman Stadium	0.00	0	0	0	1	1.0	0
Marlins Park	0.00	0	0	0	13	13.0	0
Miller Park	6.55	1	1	3	10	11.0	8
Minute Maid Park	2.57	1	0	1	6	7.0	2
Nationals Park	2.93	18	12	16	217	236.1	77
O.co Coliseum	0.00	0	0	0	1	0.1	0
Original Yankee Stadium	11.45	0	1	0	3	11.0	14
PETCO Park	2.38	0	1	0	9	11.1	3
PNC Park	0.57	2	0	0	10	15.2	1
Progressive Field	0.00	0	0	0	2	1.2	0
Rogers Centre	4.50	1	0	1	2	6.0	3
Safeco Field	2.57	1	0	0	2	7.0	2
Shea Stadium	1.50	1	0	0	1	6.0	1
Sun Life Stadium	0.00	0	0	0	11	18.0	0
Turner Field	2.88	2	1	3	22	25.0	8
U.S. Cellular Field	2.84	1	0	0	3	6.1	2
Wrigley Field	2.25	1	0	0	11	12.0	3

FIELDING STATISTICS

Pitcher							
Year	Pct.	G	PO	A	E	TC	DP
2007	1.000	6	2	2	0	4	1
2008	—	2	0	0	0	0	0
2009	1.000	41	5	4	0	9	1
2010	1.000	78	2	3	0	5	1
2011	1.000	72	0	8	0	8	1
2012	.846	74	3	8	2	13	0
2013	1.000	72	3	5	0	8	2
2014	1.000	75	1	7	0	8	1
Totals	.964	420	16	37	2	55	7

CLIPPARD'S CAREER BESTS

Low Hit Complete Game: None
Innings Pitched: 6.0 (twice), last: June 14, 2008 at Seattle. As reliever: 4.0, July 25, 2009 vs. San Diego
Strikeouts: 7 (twice), last: April 10, 2010 at New York (NL)
Pitches: 98, May 30, 2007 at Toronto. As reliever: 56, July 25, 2009 vs. San Diego
Longest Winning Streak: 8, September 29, 2009 to May 9, 2010
Longest Losing Streak: 4, July 8 to September 21, 2012
Longest Scoreless Streak: 19.2, April 24 to June 11, 2014

**RIGHT-HANDED PITCHER****Height/Weight:** 6-2 / 217**Bats/Throws:** Right / Right**Birthdate:** June 30, 1987**Opening Day Age:** 27**Birthplace/Resides:** Clovis, California / Clovis, California**Major League Service:** 3 years, 36 days**Obtained:** Acquired from the Arizona Diamondbacks with Jarrod Parker and Collin Cowgill for Trevor Cahill, Craig Breslow and cash considerations, December 9, 2011**Contract Status:** First year of a one-year contract through 2015**CAREER HIGHLIGHTS**

Has a 2.77 ERA and .204 opponents batting average in 208 games over four seasons with the A's (2012-14) and Arizona (2011)...has allowed just nine home runs in 198.1 career innings (0.41 per nine innings)...has a 2.91 ERA over his last two seasons with the A's after posting a 2.09 ERA in 71 games as a rookie in 2012...was named to the American League All-Star team in 2012 after beginning the season with a 23.0-inning scoreless streak...made his Major League debut with Arizona in 2011, posting a 7.04 ERA in 12 relief appearances...began his professional career as a starter, logging an 18-21 record and a 4.04 ERA in 56 starts over three seasons in the minors...was converted to reliever in 2011 and led the Arizona farm system with 19 saves.

2014 HIGHLIGHTS

Appeared in 54 games despite two stints on the disabled list and was 1-3 with a save and a 3.42 ERA...the games pitched were his fewest in his three seasons with the A's and his ERA was his highest...struck out 50 batters in 50.0 innings...has 204 strikeouts in 198.1 career innings, an average of 9.26 per nine innings...allowed three home runs and has surrendered just nine in 198.1 career innings, an average of 0.41 per nine innings...allowed a .184 opponents batting average, which included a .138 (15-for-109) mark against right-handed hitters compared to .262 (17-for-65) against left-handers...had 13 walks and 13 strikeouts against lefties, nine walks and 37 strikeouts against righties...has a .180 (74-for-412) career average against right-handers, .236 (73-for-309) against left-handers...opponents hit .181 with the bases empty, .188 with runners on...allowed 12-of-29 (41.4%) inherited runners to score...has allowed 36-of-86 (41.9%) inherited runners to score in his career, which is the highest mark in the majors since 2011 when he made his Major League debut...yielded a .265 batting average against first batters faced...had two blown saves and now has 16 over the last three years, which are the most in the AL...compiled a 1.89 ERA and .156 opponents batting average in 38 night games compared to an 8.25 ERA and .261 opponents batting average in 16 games during the day...walked 13 batters in 12.0 innings during the day, nine in 38.0 innings at night...did not allow a hit to the opponents number two hitter (0-for-18)...had a save and a 1.17 ERA in eight interleague appearances and has a 1.82 ERA in 26 career interleague appearances...did not make an error and has not committed an error in 208 career games and 39 total chances.

OAKLAND: Did not pitch in a Major League game during the spring and was placed on the 15-day disabled list March 29 retroactive to March 21 with right shoulder tendinitis...made two rehab appearances for Single-A Stockton at Visalia on April 3 and 5 (1.2 ip, 2 h, 2 r, 2 er, 2 bb, 2 so, 1 hr, 10.80 ERA) and was reinstated from the DL April 7...did not allow a run in eight of his nine appearances with the A's in April (9.1 ip, 2 h, 1 r, 1 er, 7 bb, 11 so, 0.96 ERA)...now has a 1.15 ERA (4 er in 31.1 ip) in 29 career appearances in April...had his first of five three-strikeout games April 18 against Houston...tossed a season-high 2.0 scoreless innings April 29 at Texas (also May 5 against Seattle and June 20 against Boston), which matches his career-high...allowed three runs over his first three appearances in May (9.00 ERA) before going on the disabled list a second time May 9 retroactive to May 8 with a strained right forearm...made one rehab appearance with Stockton May 31 against Modesto (1.0 ip) and was reinstated from the DL June 3...allowed six runs in 7.1 innings over his first eight games following his return (7.36 ERA, .355 opponents batting average)...yielded a season-high three hits June 16 against Texas...also surrendered his third home run of the season in that game...it would be his last home run of the season as he finished the year with a 36-game, 33.1-inning, 125-batter homerless streak...tossed 1.0 scoreless innings June 27 at Miami to begin a 20.0-inning scoreless streak that ran through Aug. 12...

opponents went 7-for-65 (.108) over that stretch and he walked just three while hitting a batter for a .159 on-base percentage...yielded one extra base hit (a double) for a .123 slugging percentage...allowed 2-of-8 (25.0%) inherited runners to score...the scoreless streak was the second longest of his career to his 24.0-inning streak from Sept. 28, 2011-May 27, 2012...recorded his only save of the season June 29 at Miami when he retired the final four batters in the A's 4-3 win...retired 16 consecutive hitters from July 25 to Aug. 5...did not allow a run in 12 games and 11.0 innings in July while holding opponents to a .111 batting average...had a 2.27 ERA in 41 games entering play Aug. 14 at Kansas City...allowed a season-high three runs without retiring a batter that day against the Royals for his first blown save of the season...that started a season-ending stretch where he allowed at least one run in five of his final 13 games...had two losses, two blown saves and a 7.84 ERA over that stretch...made the 200th appearance of his career Aug. 27 at Houston but allowed two runs for the blown save in a game the A's would come back to win 5-4...finished August with a 6.10 ERA and .189 opponents batting average in 12 appearances...issued a career-high tying three walks Sept. 7 against Houston (third time).

CAREER

2013—Was 6-4 with two saves and a 2.54 ERA in a team-leading 71 relief appearances...allowed just two home runs in 67.1 innings, an average of 0.27 per nine innings, which was fourth lowest among American League relievers...his six wins tied for fourth among AL relievers and matched his career high from 2012...however, was charged with seven blown saves, which tied for fifth most in the AL and matched his career high from 2012...allowed 15-of-30 (50.0%) inherited runners to score, which was the highest mark in the majors...it was the highest mark by an A's reliever since 1999 (Tim Worrell, 51.0%)...first batters faced were 11-for-65 (.169) with six walks (.239 on-base percentage)...opponents stole 16 bases with him on the mound, which tied for the most among Major League relievers and tied for 10th most among all AL pitchers...it was the most in Oakland history by a reliever (previous: 15; Rollie Fingers, 1976; Dave Heaverlo, 1978)...his opponents batting average included a .207 mark against right-handed hitters compared to .279 against left-handers...issued 19 of his 25 walks to lefties...had a 0.71 ERA in 13 appearances on no days rest compared to 2.96 in 58 games on one day of rest or more...opponents hit .154 with runners in scoring position and two outs...did not allow a run in nine interleague appearances (9.1 ip, 3 h, 4 so)...compiled a 1.34 ERA in 32 games during the day compared to 3.74 in 39 games at night...had a 2.15 ERA in 40 games in Oakland compared to 3.03 in 31 games on the road...yielded both of his home runs on the road...tied for seventh among AL relievers in wild pitches (7) and tied for eighth in hit batters (4)...walked a career-high three batters and hit another in his first appearance of the season April 2 against Seattle...allowed one run in that game but followed it up with an eight-game, 9.2-inning scoreless streak, during which he allowed four hits and a walk while striking out 11...tossed 1.2 scoreless innings at Los Angeles (AL) April 9 for his first win of the season, a 9-5 A's victory...that extended his winning streak to a career-high five games dating back to July 18, 2012...pitched a scoreless ninth inning May 19 against Kansas City for his first save...did not allow a run on the road until May 26 at Houston when he allowed a season-high two...that snapped a 22.2-inning scoreless streak on the road dating back to Aug. 11, 2012...the road scoreless streak is third longest in Oakland history by a reliever...allowed a career-high four hits in 0.2 innings June 22 at Seattle...then allowed just one earned run over his next 21 games from June 25 to Aug. 18...was 4-1 with a save, a blown save, a 0.41 ERA and .154 opponents batting average over that span...issued just one walk in 13 games and 12.2 innings in June...had a season-high 12.1 inning scoreless streak from July 8 to Aug. 7...tossed a career-high tying 2.0 innings July 14 against Boston and picked up the win in the A's 3-2, 11-inning victory...did not allow an earned run in 11 games and 12.0 innings in July while holding the opposition to a .182 batting average...allowed his first home run of the season Aug. 10 at Toronto, a solo shot by Jose Reyes in the seventh inning...it was the first home run he allowed since Aug. 4, 2012 against Toronto (David Cooper), snapping a 72-game, 75.2-inning, 302-batters faced homerless streak...the 75.2-inning homerless streak was fifth longest in Oakland history by a reliever...was charged with four blown saves and two losses over his final 21 games...compiled a 4.11 ERA and .329 opponents batting average over that stretch and allowed 10-of-14 (71.4%) inherited runners to score...allowed at least one base runner in 16 consecutive games from Aug. 16 to Sept. 22 (.486 opponents on-base percentage)...yielded at least one hit in 12 consecutive games from Aug. 23 to Sept. 19 (.455 opponents batting average)...matched his career high with three walks Sept. 22 against Minnesota...appeared in one ALDS game against the Tigers, allowing two runs on a hit and a walk in 0.2 innings in Game 4 at Detroit.

2012—The 25-year-old rookie was the A's lone representative to the American League All-Star team...went 6-2 with 14 saves, a 2.09 ERA and .166 opponents batting average in 71 appearances...tied the

Oakland rookie record for games pitched (Aaron Small, 1997) and had the third best save total...his ERA was fifth best among Oakland rookies with 50 or more innings...ranked second among AL rookies in saves and games pitched...however, had seven blown saves, which tied for second most among all AL pitchers...his save percentage of 66.7% was the lowest in the majors and tied for second lowest in Oakland history...it was the lowest since Jay Howell also had a mark of 66.7% in 1987 (16-for-24)...posted a 0.69 ERA and .085 opponents batting average over his first 24 appearances through June 8...then took over as the A's closer and logged a 5.24 ERA and .235 opponents average over a 24-game stretch from June 9 to Aug. 8...compiled a 0.72 ERA and .174 opponents average over his final 23 games after Balfour resumed the closer duties...allowed 15 of his 18 runs in the ninth inning for a 4.73 ERA...had a 0.58 ERA in all other innings...ranked third among AL relievers in opponents batting average, fourth in slugging percentage (.261), fifth in ERA, ninth in on-base percentage (.256) and tied for ninth in strikeouts (80)...the batting average was sixth lowest in Oakland history among relievers...first batters faced were 13-for-64 (.203) with six walks (.271 on-base percentage)...allowed 8-of-25 (32.0%) inherited runners to score...tied for sixth among AL relievers in wins (6)...his .166 opponents batting average broke down to .162 against right-handed hitters compared to .171 against left-handers...opponents hit .149 with runners in scoring position...allowed 12 of his 18 runs and was charged with five of his seven blown saves in 18 appearances on no days rest (6.48 ERA)...had a 0.79 ERA and was 12-for-14 (85.7%) in save opportunities in his other 53 games...logged a 0.72 ERA in 35 appearances on the road compared to a 3.53 ERA in 36 games at home...had a 1.41 ERA and .105 opponents batting average in 38 appearances at the All-Star Break...then posted a 2.83 ERA and .225 opponents batting average in 33 appearances after the break...did not allow a run over his first 21 games and 23.0 innings...that was the longest season-opening scoreless streak by a player on the Athletics Opening Day roster since at least 1916...the previous high was 21.0 innings by Alex Kellner in 1953...stranded all seven of his inherited runners and allowed just four hits for a .056 opponents batting average...however, walked 12 batters...did not allow a run in his final outing of 2011 with Arizona, giving him a career-high 24.0 inning scoreless streak dating back to September 28, 2011...became the third pitcher in Athletics history to record four strikeouts in an inning April 27 at Baltimore...the four strikeouts established a career-high...allowed just one hit in the month of April for a .038 opponents batting average...then yielded five hits in 13 appearances in May (.109 opponents average)...recorded his first Major League win May 17 at Texas by tossing a career-high tying 2.0 scoreless innings in the A's 5-4, 10-inning win...his scoreless streak ended May 28 at Minnesota when he was charged with his first career blown save...also took the loss...recorded his first ML save June 12 at Colorado...allowed a hit and a walk in the ninth inning but did not allow a run in the A's 8-5 win...pitched a perfect seventh inning in the All-Star Game July 10 at Kansas City, striking out Harper and Wright...he was the seventh Oakland rookie to be named to the AL All-Star team (Gross, 1977; Keough, 1978; Canseco, 1986; McGwire, 1987; Grieve, 1998; Bailey, 2009)...was charged with four blown saves over a six-game stretch from July 20 to Aug. 4 (9.00 ERA)...after Balfour replaced him as closer Aug. 11, he did not allow a run over his next eight appearances (9.0 ip)...finished the season with a 14-game, 15.0-inning scoreless streak...pitched in each of the A's final five games along with Grant Balfour...they became the seventh and eighth pitchers in Oakland history to pitch on at least five consecutive days...they were the first since Billy Koch in 2002 (Sept. 16-19)...then worked in four of the five ALDS games against the Tigers, logging an 8.10 ERA...was charged with the blown save in his postseason debut in Game 2 at Detroit but picked up the win with 1.1 scoreless innings in Game 4.

2011—Made his Major League debut with Arizona, posting a 7.04 ERA and .333 opponents batting average in 12 relief appearances over three stints...struck out seven batters in 7.2 innings, but also walked eight for a .463 on-base percentage...his opponents batting average included a .313 mark against left-handed hitters compared to .353 against right-handers...first batters faced were 5-for-11 (.455) with a walk...allowed 1 of 2 inherited runners to score...was selected from Double-A Mobile July 20 and made his ML debut that day against Milwaukee...entered the game to start the 10th inning and did not retire any of the four batters he faced...allowed three runs on three hits and a walk, wild pitch and balk for the loss in a 5-2 decision...was optioned to Triple-A Reno July 24...returned July 30 and recorded his first strikeout that day at Los Angeles (NL), fanning Rod Barajas...was optioned to Reno Aug. 1 with a 21.60 ERA over four outings overall...returned for the final time Sept. 1 when rosters expanded and posted a 3.00 ERA in eight relief appearances during his final stint...led the Diamondbacks farm system with 19 saves after being used exclusively as a starter over his first three professional seasons...combined for a 1-5 record and a 2.21 ERA in 48 relief appearances with Mobile and Reno...converted 19-of-24 (79.2%) save opportunities...surrendered just two home runs in 61.0 innings...allowed a .192

opponents batting average, which included .179 against left-handed hitters...yielded a .196 average with runners in scoring position...allowed 9-of-24 (37.5%) inherited runners to score...picked up the save in his first career relief appearance, April 8 at Carolina...did not allow a run in 18 of his final 19 appearances with Mobile prior to his July 20 promotion...posted a 0.77 ERA and converted all 11 of his save opportunities over that span...had scoreless streaks of 13.0 innings (May 22 to June 17) and 11.0 innings (June 24 to July 17).

2010—Split his time between three teams, combining for a 5-8 record and a 4.30 ERA in 24 starts with Single-A Visalia, Double-A Mobile and Triple-A Reno...yielded just five home runs in 132.0 innings, an average of 0.34 per nine innings...allowed a .257 opponents batting average, including .240 against right-handed hitters...began the season at Visalia and went 4-7 with a 4.24 ERA in 20 starts...tied for the Rawhide lead in games started...went 1-0 with a 1.84 ERA in three starts in April...was sent to Reno May 3 and made one start for the Aces before returning to Visalia the next day...was 1-2 with a 5.40 ERA in five starts for the Rawhide when he was placed on the disabled list May 15 with a sprained left foot...was reinstated May 27...was transferred to Mobile Aug. 17 and went 1-1 with a 2.89 ERA in three regular season starts with the BayBears...made one relief appearance in the Southern League playoffs and retired the only batter he faced.

2009—Was 11-11 with a 3.66 ERA in 25 starts for Single-A South Bend...tied for fourth in the Midwest League in wins and ranked 10th in ERA...the ERA was the lowest in the Diamondbacks farm system...led the Silver Hawks in wins, starts (tie), innings pitched (142.2) and strikeouts (103)...yielded just five home runs in 142.2 innings, an average of 0.32 per nine innings...allowed a .265 opponents batting average, including .234 by right-handed hitters...began the season with a five-game winning streak, posting 2.61 ERA over his first six starts...was on the disabled list from May 19 to June 1 with a blister on his finger...named to the Midwest League Midseason All-Star team...compiled another five-game winning streak over a six-start stretch from July 25 to Aug. 21 (1.36 ERA)...had a no decision in his lone postseason start Sept. 11 against Fort Wayne (7.0 ip, 3 h, 2 r, 2 er, 2 bb, 6 so).

2008—Made his professional debut with Yakima of the Northwest League and was 2-2 with a 4.64 ERA in seven starts...allowed a .272 opponents batting average, including .239 by right-handed hitters and .333 by left-handers...opponents hit .158 with runners in scoring position and two outs...was the losing pitcher in his professional debut Aug. 3 against Boise, allowing seven unearned runs in 3.0 innings...earned his first professional win Aug. 13 against Everett, striking out a season-high six in 6.0 innings.

PERSONAL/MISCELLANEOUS

Ryan William Cook was originally signed by Diamondbacks scout Hal Kurtzman...graduated from Clovis (CA) High School in 2005...attended the University of Southern California...was 18-13 with a 5.33 ERA in 46 games, 42 starts, in three seasons with the Trojans...signed autographs for Oakland elementary school students at the A's Community Fund Holiday Party in 2012.

LIFETIME PITCHING RECORD

Year	Club	W	L	ERA	G	GS	CG	SHO	SV	IP	H	R	ER	HR	HB	BB	IBB	SO	WP	BK
2008	Yakima	2	2	4.64	7	7	0	0	0	33.0	37	25	17	4	5	11	0	23	1	0
2009	South Bend	11	11	3.66	25	25	0	0	0	142.2	140	71	58	5	10	44	0	103	7	1
2010	Visalia	4	7	4.24	20	20	0	0	0	108.1	110	62	51	3	13	36	0	100	8	1
	Reno	0	0	10.80	1	1	0	0	0	5.0	7	6	6	1	2	2	0	5	0	1
2011	Mobile	1	1	2.89	3	3	0	0	0	18.2	13	7	6	1	1	10	0	12	1	0
	Mobile	1	4	2.25	34	0	0	0	13	44.0	28	12	11	2	2	14	2	50	3	0
	ARIZONA	0	1	7.04	12	0	0	0	0	7.2	11	6	6	0	0	8	0	7	1	1
2012	Reno	0	1	2.12	14	0	0	0	6	17.0	13	6	4	0	1	8	1	12	4	0
	OAKLAND	6	2	2.09	71	0	0	0	14	73.1	42	18	17	4	4	27	4	80	4	0
2013	OAKLAND	6	4	2.54	71	0	0	0	2	67.1	62	22	19	2	4	25	1	67	7	0
2014	Stockton	0	0	6.75	3	0	0	0	0	2.2	2	2	2	1	0	2	0	2	0	0
	OAKLAND	1	3	3.42	54	0	0	0	1	50.0	32	19	19	3	2	22	1	50	3	0
AL Totals		13	9	2.60	196	0	0	0	17	190.2	136	59	55	9	10	74	6	197	14	0
NL Totals		0	1	7.04	12	0	0	0	0	7.2	11	6	6	0	0	8	0	7	1	1
ML Totals		13	10	2.77	208	0	0	0	17	198.1	147	65	61	9	10	82	6	204	15	1

CAREER TRANSACTIONS

2008 — Selected by the Arizona Diamondbacks organization in the 27th round of the First-Year Player Draft. **2011** — Traded to the Oakland Athletics with pitcher Jarrod Parker and outfielder Collin Cowgill for pitchers Trevor Cahill and Craig Breslow and cash considerations, December 9. **2014** — On the disabled list, March 27 to April 6; included rehabilitation assignment to Stockton, April 3 to 6. On the disabled list, May 8 to June 2; included rehabilitation assignment to Stockton, May 31 to June 2.

WILD CARD RECORD

Year	Club/Opp.	W	L	ERA	G	GS	CG	SHO	SV	IP	H	R	ER	HR	HB	BB	IBB	SO	WP	BK	
2014	OAK vs. KC																				
(Did not pitch)																					

DIVISION SERIES RECORD

Year	Club/Opp.	W	L	ERA	G	GS	CG	SHO	SV	IP	H	R	ER	HR	HB	BB	IBB	SO	WP	BK
2012	OAK vs. DET	1	0	8.10	4	0	0	0	0	3.1	4	3	3	0	1	1	0	4	1	0
2013	OAK vs. DET	0	0	27.00	1	0	0	0	0	0.2	1	2	2	0	0	1	0	1	0	0
Totals		1	0	11.25	5	0	0	0	0	4.0	5	5	5	0	1	2	0	5	1	0

ALL-STAR GAME RECORD

Year	Club/Site	W	L	ERA	G	GS	CG	SHO	SV	IP	H	R	ER	HR	HB	BB	IBB	SO	WP	BK
2012	AL/K.C.	0	0	0.00	1	0	0	0	0	1.0	0	0	0	0	0	0	0	2	0	0

VS. THE AMERICAN LEAGUE

2014		CAREER												
ERA	W	L	S	G	IP	ER	vs. TEAM	ERA	W	L	S	G	IP	ER
2.25	0	0	0	4	4.0	1	Baltimore	5.00	0	1	0	10	9.0	5
5.40	0	0	0	3	3.1	2	Boston	1.80	1	0	1	9	10.0	2
—	0	0	0	0	0.0	0	Chicago	0.00	1	0	0	5	6.1	0
—	0	0	0	0	0.0	0	Cleveland	0.00	0	0	1	7	7.1	0
0.00	0	0	0	1	0.2	0	Detroit	0.00	0	0	0	6	6.0	0
5.40	0	1	0	8	6.2	4	Houston	3.45	1	1	1	17	15.2	6
8.10	0	0	0	4	3.1	3	Kansas City	2.89	0	1	1	10	9.1	3
4.15	0	1	0	7	4.1	2	Los Angeles	2.75	1	1	2	23	19.2	6
0.00	0	0	0	3	2.1	0	Minnesota	6.43	0	2	1	9	7.0	5
18.00	0	0	0	1	1.0	2	New York	5.59	1	0	1	9	9.2	6
—	0	0	0	0	0.0	0	Oakland	—	0	0	0	0	0.0	0
4.15	0	1	0	4	4.1	2	Seattle	2.57	0	2	2	22	21.0	6
0.00	1	0	0	2	2.0	0	Tampa Bay	0.00	3	0	0	9	11.2	0
1.93	0	0	0	8	9.1	2	Texas	2.22	2	0	1	25	24.1	6
0.00	0	0	0	1	1.0	0	Toronto	5.00	2	0	1	9	9.0	5

VS. THE NATIONAL LEAGUE

2014		CAREER													
ERA	W	L	S	G	IP	ER	vs. TEAM	ERA	W	L	S	G	IP	ER	
—	0	0	0	0	0.0	0	Arizona	0.00	0	0	0	0	1	1.0	0
0.00	0	0	0	1	1.1	0	Atlanta	0.00	0	0	0	1	1.1	0	
—	0	0	0	0	0.0	0	Chicago	0.00	0	0	0	1	1.0	0	
—	0	0	0	0	0.0	0	Cincinnati	0.00	0	0	0	2	2.1	0	
—	0	0	0	0	0.0	0	Colorado	3.00	0	0	2	3	3.0	1	
—	0	0	0	0	0.0	0	Los Angeles	4.15	1	0	1	7	4.1	2	
0.00	0	0	1	3	3.1	0	Miami	0.00	0	0	1	3	3.1	0	
—	0	0	0	0	0.0	0	Milwaukee	13.50	0	1	0	3	2.0	3	
13.50	0	0	0	1	0.2	1	New York	13.50	0	0	0	1	0.2	1	
0.00	0	0	0	1	0.1	0	Philadelphia	0.00	0	0	0	1	0.1	0	
—	0	0	0	0	0.0	0	Pittsburgh	0.00	0	0	0	3	3.0	0	
—	0	0	0	0	0.0	0	St. Louis	0.00	0	0	0	1	1.0	0	
—	0	0	0	0	0.0	0	San Diego	0.00	0	0	1	4	3.0	0	
0.00	0	0	0	2	2.0	0	San Francisco	6.00	0	1	0	7	6.0	4	
—	0	0	0	0	0.0	0	Washington	—	0	0	0	0	0.0	0	

MONTHLY BREAKDOWN

2014		CAREER												
ERA	W	L	S	G	IP	ER	by MONTH	ERA	W	L	S	G	IP	ER
—	0	0	0	0	0.0	0	March	0.00	0	0	0	1	1.0	0
0.96	0	0	0	9	9.1	1	April	1.15	1	0	0	29	31.1	4
9.00	0	1	0	3	3.0	3	May	2.70	1	2	1	26	26.2	8
5.06	0	0	1	11	10.2	6	June	4.05	1	2	7	36	33.1	15
0.00	0	0	0	12	11.0	0	July	1.78	4	2	5	37	35.1	7
6.10	1	1	0	12	10.1	7	August	4.36	6	2	3	35	33.0	16
3.18	0	1	0	7	5.2	2	September	2.86	0	2	1	41	34.2	11
—	0	0	0	0	0.0	0	October	0.00	0	0	0	3	3.0	0

PITCHING BREAKDOWN

2014		CAREER												
ERA	W	L	S	G	IP	ER	by CATEGORY	ERA	W	L	S	G	IP	ER
3.03	1	2	0	29	29.2	10	Home	3.15	6	4	7	113	108.2	38
3.98	0	1	1	25	20.1	9	Away	2.31	7	6	10	95	89.2	23
8.25	0	2	1	16	12.0	11	Day	2.64	6	4	7	80	78.1	23
1.89	1	1	0	38	38.0	8	Night	2.85	7	6	10	128	120.0	38
3.29	0	1	1	28	27.1	10	Pre-ASG	2.26	4	5	10	107	107.1	27
3.57	1	2	0	26	22.2	9	Post-ASG	3.36	9	5	7	101	91.0	34
—	0	0	0	0	0.0	0	Starter	—	0	0	0	0	0.0	0
3.42	1	3	1	54	50.0	19	Reliever	2.77	13	10	17	208	198.1	61

BALLPARK BREAKDOWN

	ERA	W	L	S	G	IP	ER
Angel Stadium of Anaheim	1.93	1	1	1	12	9.1	2
Camden Yards	7.36	0	1	0	5	3.2	3
Chase Field	6.75	0	1	0	9	6.2	5
Comerica Park	0.00	0	0	0	3	3.0	0
Coors Field	0.00	0	0	2	2	2.0	0
Dodger Stadium	9.00	0	0	0	3	1.0	1
Fenway Park	3.38	0	0	0	3	2.2	1
Globe Life Park in Arlington	2.38	1	0	1	12	11.1	3
Great American Ball Park	0.00	0	0	0	1	1.1	0
Kauffman Stadium	5.79	0	1	0	6	4.2	3
Marlins Park	0.00	0	0	1	3	3.1	0
Miller Park	0.00	0	0	0	2	2.0	0
Minute Maid Park	5.40	1	0	1	7	6.2	4
O.co Coliseum	2.91	6	3	7	104	102.0	33
PNC Park	0.00	0	0	0	2	2.0	0
Progressive Field	0.00	0	0	1	3	3.1	0
Rogers Centre	3.00	2	0	0	3	3.0	1
Safeco Field	1.93	0	1	2	10	9.1	2
Target Field	6.23	0	2	1	5	4.1	3
Tokyo Dome	0.00	0	0	0	1	1.0	0
Tropicana Field	0.00	1	0	0	4	5.2	0
Turner Field	0.00	0	0	0	1	1.1	0
U.S. Cellular Field	0.00	1	0	0	2	2.1	0
Yankee Stadium	0.00	0	0	0	3	4.1	0

FIELDING STATISTICS

Pitcher	Year	Pct.	G	PO	A	E	TC	DP
	2011	1.000	12	1	2	0	3	0
	2012	1.000	71	7	6	0	13	2
	2013	1.000	71	4	8	0	12	1
	2014	1.000	54	3	8	0	11	1
	Totals	1.000	208	15	24	0	39	4

COOK'S CAREER BESTS

Low Hit Complete Game: None
Innings Pitched: 2.0 (eight times), last: June 20, 2014 vs. Boston
Strikeouts: 4 (twice), last: August 24, 2012 at Tampa Bay
Pitches: 33, August 11, 2013 at Toronto
Longest Winning Streak: 5, July 18, 2012 to April 9, 2013
Longest Losing Streak: 2 (three times), last: August 28, 2014 to present
Longest Scoreless Streak: 24.0, September 28, 2011 to May 27, 2012

**OUTFIELDER****Height/Weight:** 5-10 / 185**Bats/Throws:** Switch / Right**Birthdate:** November 1, 1979**Opening Day Age:** 35**Birthplace/Resides:** Los Angeles, California / Rancho Mirage, California**Major League Service:** 11 years, 158 days**Obtained:** Re-signed as a free agent, January 5, 2012**Contract Status:** Fourth year of a five-year contract through 2016 with a vesting option for 2017**CAREER HIGHLIGHTS**

Has played for four different teams in 13 Major League seasons...is a .270 career hitter with Cleveland (2002-05), Boston (2006-08), Kansas City (2009) and Oakland (2010-14)...has 297 career stolen bases, including 12 consecutive seasons with 10 or more...is one of four Major Leaguers to steal 10 or more bases in each of the last 12 seasons...has been successful in 160-of-186 (86.0%) stolen base attempts in an Oakland uniform, which is the best percentage in Athletics history...ranks fourth in Oakland history and 10th in Athletics history in steals...has led off the game with a home run 15 times in his career, including 13 with the A's, which is second most in Oakland history and tied for third in Athletics history...had career highs in home runs (22) and runs (93) with the A's in 2013...tied for the American League lead in stolen bases in 2011 (49) after topping the majors in stolen base percentage (91.4%) in 2010...stole 28 bases with Boston in 2007 to help the Red Sox to the World Championship and hit .281 (16 for 57) in 20 games over two postseasons with Boston (2007-08)...went 153 games and 429 total chances between errors from July 21, 2006 at Seattle to Aug. 7, 2007 at Los Angeles to establish a Boston record for consecutive errorless chances by an outfielder.

ATHLETICS CAREER STOLEN BASE PERCENTAGE LEADERS

PLAYER	SB	SBA	SB%
1. Coco Crisp (2010-14)	160	186	86.0%
2. Stan Javier (1986-95)	103	120	85.8%
3. Rajai Davis (2008-10)	116	145	80.0%
4. Rickey Henderson (1979-98)	867	1086	79.8%
5. Davey Lopes (1982-84)	62	78	79.5%
Jose Tartabull (1962-70)	62	78	79.5%

(min. 75 stolen base attempts)

2014 HIGHLIGHTS

Batted .246 in 126 games but added a career-high 66 walks for a .336 on-base percentage...stole 19 bases, which marked his 12th consecutive season with 10 or more stolen bases...is one of four Major Leaguers to steal 10 or more bases in each of the last 12 seasons (Jose Reyes, Jimmy Rollins, Ichiro Suzuki)...was caught stealing five times for a stolen base percentage of 79.2...is now 160-for-186 (86.0%) in five seasons with Oakland, which is the best percentage in Athletics history...the 160 stolen bases rank fourth in Oakland history and 10th in Athletics history...his batting average and slugging percentage (.363) were his lowest in his five seasons with the A's...ranked third in the American League in at bats per grounded into double play (154.3)...batted .239 with a .337 on-base percentage and .384 slugging percentage over his first 40 games, .363 with a .451 on-base percentage and .540 slugging percentage over his next 32 games from May 29 to July 8 and .189 with a .272 on-base percentage and .255 slugging percentage over his final 54 games...hit .291 with seven home runs, 31 RBI and 16 stolen bases in 73 games before the All-Star Break compared to .191 with two home runs, 16 RBI and three stolen bases in 53 games after the break...had the lowest post-ASB slugging percentage in the AL (.258) and the fifth lowest batting average...appeared exclusively in center field on defense where he played 111 games, including 101 starts...did not have an assist...his games played were the most in the majors, the most in Athletics history and 10th most in ML history among outfielders with no assists...also hit .185 in 12 games as the designated hitter and was 2-for-7 (.286) with four walks as a pinch hitter...tied for fourth in the AL in pinch walks...is now 6-for-16 (.375) with seven walks (.565 on-base percentage) in the pinch in five seasons with the A's...the switch-hitter batted .256 (80-for-313) against right-handed pitching compared to .227 (34-for-150) against left-handers...hit .274 in Oakland, .218 on the road...had the sixth lowest road batting average in the AL...made each of his 113 starts batting leadoff, which led the A's...led AL leadoff hitters in walks (62)...led off an inning with a walk 23 times, which was

the most in the AL...led off the game with a home run twice and now has 15 career lead-off home runs, including 13 as an Athletic...the 13 lead-off home runs are tied with Bert Campaneris for third most in Athletics history behind Rickey Henderson (43) and Eddie Joost (19)...was not hit by a pitch for the third consecutive season and his streak of 476 consecutive games without being hit by a pitch is the longest in Oakland history...it is the longest by an Athletic since Whitey Whitt had a 504-game streak from Aug. 25, 1916-Oct. 1, 1921...was last hit by a pitch May 9, 2011 at Texas (by C.J. Wilson)...has been hit by a pitch just five times in 5990 career plate appearances...in ML history, the only player with more plate appearances and five or fewer hit by pitches is Sammy West, who was hit five times in 6972 plate appearances from 1927-42...collected two bases loaded triples and now has three in his five seasons with the A's, which is an Oakland record...has four in his career...had the eighth highest percentage of pitches taken in the AL (60.8%).

OAKLAND: Was on his 10th Opening Day roster (2004-09, 11-14), his fourth straight with the A's, and made his ninth career Opening Day start, his fourth straight with the A's...hit his first career game-ending home run April 3 against Seattle...also drew a season-high three walks...committed his first error of the season April 18 against Houston, snapping a 145-game errorless streak, which was fifth longest in Oakland history by an outfielder...it was his first error since Aug. 23, 2012...had his first two-steal game of the season April 21 against Texas...also had his first of six three-hit games in that contest against the Rangers...was batting .278 with a .393 on-base percentage over his first 22 games through the end of April...had seven steals but stole just 12 bases over his final 104 contests...his second at bat May 18 at Cleveland was the 500th of his career...had a season-high 11-game hitting streak from May 26 to June 7...went 15-for-39 (.385) with 10 runs, five doubles and a home run during the streak...had season highs in runs (3) and RBI (3) June 15 against New York (AL)...had a walk-off RBI single June 21 against Boston...it was his fifth regular season walk-off RBI with the A's and the seventh of his career...batted .346 with three home runs and 13 RBI in 22 games in June, his best single-month average of 2014...then hit .208 in July and .191 in August...led off the game with a home run July 2 at Detroit...a 2-for-4 performance July 8 against San Francisco lifted his average to .295...then went 8-for-37 (.110) over his next 20 games through Aug. 16 to drop his average to .253...missed eight games from July 27 to Aug. 3 with a strained neck and went 5-for-43 (.116) over his first 12 games following his return...led off the game with a home run for a second time Aug. 22 against Los Angeles (AL)...did not steal a base in August, which marks the first time in his career he did not steal a base in a month in which he played at least four games...has one stolen base in 44 games in August over the last two seasons...missed five games from Aug. 30 to Sept. 3 with a strained neck...finished August with a .191 batting average in 23 games and then batted .215 in September...stole second base in the seventh inning Sept. 5 against Houston to snap a career-high streak of 31 consecutive games without a stolen base...it was his first steal since July 8 against San Francisco...stole two bases the next day against the Astros, his 33rd career multi-steal game...matched his season-high with three walks Sept. 25 at Texas...the second walk was the 500th of his career...grounded into a double play Sept. 26 at Texas, snapping an Oakland record streak of 414 consecutive at bats without a GIDP...broke the previous mark of 390 by Reggie Jackson from Aug. 27, 1974 to July 5, 1975...it was the longest streak by an Athletic since Bert Campaneris set the franchise record with a streak of 440 from June 2, 1965 to April 26, 1966...it was his first GIDP since April 22 against Texas...had another GIDP two days later...went hitless in each of the final three games (0-for-13), the only time he went hitless in more than two straight games in 2014...went 2-for-6 in the Wild Card game at Kansas City Sept. 30 and has started all 11 of the A's postseason games over the last three years in center field (13-for-46, .283).

CAREER

2013—Hit a career-high 22 home runs and stole 21 bases to become the 10th player in Athletics history with 20 home runs and 20 stolen bases in a season...is the first since Ruben Sierra in 1993 and it has happened a total of 13 times...was one of just two American Leaguers to do it in 2013 (Trout, LAA)...the home runs doubled his total of 11 from 2012 and were six more than his previous best (16 in 2005)...also had career highs in runs (93) and sacrifice flies (8) and his 47 extra base hits were his second best total (62 in 2005)...tied for fifth in the AL in sacrifice flies and ranked sixth in runs...led the A's in runs, stolen bases and sacrifice flies...batted .261 in 131 games...slugged .444, which was his highest mark since 2005...all 22 of his home runs came batting first in the order, which was the most in the majors and tied for third most in Athletics history...only Rickey Henderson (28 in 1990) and Eddie Joost (23 in 1949) hit more...made all 127 of his starts batting leadoff...20 of his home runs came while playing center field, which were the most by an A's center fielder since Dave Henderson had 25 in 1991...led

off the game with a home run five times, which tied for the fourth highest single season total in Athletics history...13 of his 22 home runs gave the A's the lead, which ranked eighth in the majors...16 of his home runs were solo shots...started all five games of the ALDS against Detroit in center field and hit a team-leading .389...stole 20 or more bases for the fourth time in four seasons with the A's...is the fourth player in Oakland history with four or more 20-steal seasons (Henderson 14, Bert Campaneris 9, Billy North 4)...stole 13 bases over his first 46 games through June 8 but then swiped just eight bags over his final 85 contests...was successful in 21-of-26 (80.8%) stolen bases attempts...appeared exclusively in center field on defense where he played in 110 games, including 107 starts...did not commit an error and was one of five qualifying (108 or more games) Major League outfielders to go errorless in 2013...led ML outfielders in total chances per nine innings (3.03), which was the best mark by an A's outfielder since 1992 (Willie Wilson, 3.54)...his 309 total chances were second most in the AL among outfielders with no errors (Markakis, BAL 319)...they were also second most in Athletics history among outfielders with no errors (Stan Javier, 335 in 1995)...also hit .250 in 20 starts at designated hitter...batted .301 with 42 runs scored, eight home runs and 24 RBI over his first 50 games through June 15, .187 with 16 runs scored, two home runs and 16 RBI over his next 47 games from June 16 to Aug. 19 and .304 with 35 runs scored, 12 home runs and 26 RBI over his final 34 contests beginning Aug. 21...led the majors in runs scored beginning Aug. 21, tied for the lead in home runs and tied for third in extra base hits (19)...the switch-hitter batted .286 with 16 home runs against right-handed pitching compared to .218 with six home runs against left-handers...slugged .498 against righties, .351 against lefties...was on his ninth Opening Day Roster (2004-09, 11-13), his third straight with the A's...made his eighth career Opening Day Start April 1 against Seattle, including three straight with the A's...hit .392 with 18 runs scored, five home runs, nine RBI and nine walks during a season-best 12-game hitting streak from April 3-19...scored a run in each of the first eight games during the streak...led off the game with a home run April 5 at Houston, which was the first of five times he led off the game with a home run in 2013 (June 3 at Milwaukee, June 11 against New York-AL, Aug. 21 against Seattle and Sept. 1 vs. Tampa Bay)...homed and doubled in all three games at Houston April 5-7 to become the second player in Oakland history with both a double and a home run in three consecutive games (Matt Stairs, Aug. 14-16, 1997)...homed in a career-high four consecutive games from April 5-9...is the first Athletic leadoff hitter to homer in four straight games since Wally Moses (July 21-23, 1937)...had the fourth "walk-off sacrifice bunt" in Oakland history April 28 against Baltimore...finished April with 24 runs scored, which ranked second in the AL and set an Oakland record for runs in April...was also tied for second in the AL in stolen bases (8), ranked third in extra base hits (16) and tied for fourth in doubles (10) and walks (17)...was batting .283 with a .388 on-base percentage in 24 games when he was placed on the 15-day disabled list May 1 retroactive to April 30 with a strained left hamstring...it was his seventh career stint on the DL, his fourth with the A's...was reinstated from the DL May 15 and hit .320 with 18 runs scored over his first 26 games through June 15...had a career-high tying four hits June 3 at Milwaukee...also had four-hit games Aug. 23 at Baltimore and Sept. 27 at Seattle...his seventh inning RBI single July 13 against Boston was the 500th RBI of his career...led off the game with a double July 22 at Houston to snap a career-high tying 21-game streak without an extra base hit and a career-high 35-game streak without a double...homed in three straight games Aug. 21-24 and Aug. 31-Sept. 2...with a streak of four straight games with a home run in April, he became the third player in Oakland history to homer in three straight games three or more times in one season (Jason Giambi, 4 times in 2001; Mark McGwire, three times in 1992, 1996 and 1997)...hit his 100th career home run Aug. 26 at Detroit, a solo shot off Anibal Sanchez in the third inning...homed eight times over a 14-game span from Aug. 21 to Sept. 4 and batted .351 with 17 runs and 14 RBI over that span...logged an extra base hit in seven consecutive contests from Aug. 31 to Sept. 6 (two doubles, one triple, four home runs), which fell one short of the Oakland record...had seven home runs and 19 RBI in 24 games in September...tied for the AL lead in home runs and runs scored (23) in September and tied for third in RBI...the home runs were his most in a month...had three hits in Game 3 and four in Game 4 of the ALDS...the four hits tied the Athletics record for hits in a postseason game (11th time)...joins Carney Lansford (1990 ALCS Games 1 and 2) and Bert Campaneris (1973 World Series Game 7 and 1974 ALCS Game 1) as the only players in

ATHLETICS CONSECUTIVE STOLEN BASES, NO CAUGHT STEALING

36	Coco Crisp, July 16, 2011-June 19, 2012
28	Stan Javier, May 31-October 1, 1995
26	Mitchell Page, April 10-Aug. 13, 1977
26	Bert Campaneris, July 10-Sept. 11, 1976
25	Don Baylor, May 7-June 22, 1976
24	Coco Crisp, July 24-Sept. 13, 2010
24	Rickey Henderson, July 15-Aug. 21, 1989
24	Davey Lopes, July 11, 1983-June 26, 1984
22	Rickey Henderson, July 12-Aug. 2, 1983
21	Rickey Henderson, May 16-Aug. 11, 1992

Athletics postseason history with back-to-back three-hit games...also tied Athletics postseason records with three walks in Game 1 and two doubles in Game 3...agreed to terms on a two-year contract extension through the 2016 season with a vesting option for 2017 on Feb. 7, 2014.

2012—Batted .259 with 11 home runs, 46 RBI and a team-leading 39 stolen bases in 120 games...it was his third career 30-steal season...the only other players in Oakland history with three or more 30-steal seasons are Rickey Henderson (13), Bert Campaneris (8) and Billy North (4)...the steals were second only to his career-high 49 in 2011...ranked fourth in the American League in stolen bases and fifth in stolen base percentage (90.7%)...the stolen base percentage was third best in Oakland history at the time...14 of his steals were of third base, which was second most in the AL...also ranked third in the AL in batting with runners in scoring position (.367) and tied for sixth with a career-high tying seven triples...hit 11 home runs, the first time he reached double figures since 2005...batted .172 over his first 38 games through June 13...was moved to the leadoff spot June 14 and made each of his final 78 starts batting leadoff...hit .296 in 82 games total over that span...was batting .236 with five doubles, two triples, three home runs and 18 RBI in 60 games before the All-Star Break (.318 slugging percentage)...then hit .281 with 20 doubles, five triples, eight home runs and 28 RBI in 60 games after the break (.511 slugging percentage)...tied for the AL lead in triples and stolen bases (23) after the break, tied for sixth in doubles and tied for 10th in extra base hits (33)...was 10th in the AL with a .308 batting average during the day...the switch-hitter batted .265 against right-handed pitching compared to .248 against left-handers...all four of his caught stealings came against left-handed pitchers...hit .317 with runners on base...10 of his 11 home runs were solo shots...batted .321 with seven stolen bases in interleague play...tied for fourth in interleague stolen bases...made 15 of his first 17 starts in left field before going on the DL May 4...then made 93 of his final 94 starts in center field following his return...overall, he made 94 starts in center field, 15 in left field and two at designated hitter...made a team-leading 81 starts batting leadoff...was the A's 13th different Opening Day starter in left field in the last 13 years...had 203 career starts in left entering the season, but none since October 2, 2005...made his first error April 7 against Seattle, snapping a 116-game errorless streak...was batting .194 in 18 games when he was placed on the 15-day disabled list May 4 retroactive to May 3 with an inner ear infection...was reinstated from the DL May 21 and went 10-for-67 (.149) over his first 20 games through June 13...was moved to the leadoff spot in the batting order June 14 at Colorado and batted .346 with a .404 on-base percentage over a 32-game stretch through July 27...stole three bases June 19 against Los Angeles (NL)...it was his fifth career game of three or more steals, his fourth with the A's...in Oakland history, only Rickey Henderson (45) and Bert Campaneris (10) have more three-steal games...also made his first error of the season as a center fielder in that game, snapping a 136-game errorless streak as a center fielder...had his Athletics record streak of 36 consecutive stolen bases without a caught stealing end June 21 against Los Angeles (NL)...it was his first caught stealing since July 10, 2011 at Texas...led off the game with a home run June 27 at Seattle and did it again six days later against Boston July 3...also had the game-ending RBI against the Red Sox, a sacrifice fly...is the first Athletic with a leadoff home run and walk-off RBI in the same game since Rickey Henderson did it against Chicago Aug. 12, 1992...had his second game-ending RBI July 22 against New York, a RBI single in the 12th inning to complete the A's four-game sweep of the Yankees...had his third career two-homer game July 25 at Toronto...batted .342 in July, which ranked eighth in the AL...then hit .259 in August but 17 of his 28 hits were for extra bases...tied for the AL lead in extra base hits in August, tied for second in doubles (11) and ranked fourth in stolen bases (9)...had his second "walk-off" sacrifice fly Aug. 3 against Toronto...is the second player in Oakland history with two "walk-off" sacrifice flies in one season (Rickey Henderson, 1992)...had a career-high tying five RBI Aug. 19 against Cleveland...went nine consecutive games without a start from Sept. 19-27...then went 10-for-25 (.400) with nine runs, four doubles, a home run, four RBI and three steals over his final six games...led off the game with a home run Sept. 28 against Seattle...went 4-for-5 against the Mariners the next day, matching his career high in hits...started all five games in center field in the ALDS against the Tigers and hit .182 with a home run and two RBI...led off the series with a home run off Justin Verlander in Game 1 at Detroit, the fourth leadoff home run in Athletics postseason history...had a "walk-off" single in Game 4 in Oakland to lift the A's to a 4-3 win and even the series at 2-2...it was the seventh "walk-off" win in A's postseason history.

2011—Appeared in 136 games with the A's after playing in just 124 games over the previous two seasons...batted .264 with eight home runs and 54 RBI...stole a career-high 49 bases, which tied for the American League lead (Gardner, NYY)...became the first Athletic to lead the league in steals since Rickey Henderson had 66 in 1998...is the 10th player (26th time) in Oakland history to steal 40 bases

in a season...was caught stealing just nine times and his stolen base percentage of 84.5 was third best in the AL...was a perfect 23 for 23 after the All-Star Break...21 of his steals came in the seventh inning or later, which led the majors and was the most by an Athletic since Henderson had 23 in 1990...47 came as a center fielder, which is the most by an Athletic since Bill North had 66 of his 75 steals in 1976 while playing center...ranked second in the AL with 11 steals of third base...in addition to stolen bases, he also led the A's in at bats (531) and hits (140) and tied for the team lead in runs scored (69)...the hits were second fewest in Oakland history by a team-leader in a non-strike season (Dave Revering, 136 in 1979)...struck out just 65 times and his average of 8.97 plate appearances per strikeout was 10th best in the AL...averaged 3.46 pitches per plate appearance, which was seventh lowest in the AL...the switch-hitter batted .289 against right-handed pitching compared to .211 against left-handers...hit .323 with runners in scoring position and two outs...appeared exclusively in center field on defense where he played in 133 games, including 130 starts...committed just one error in 324 chances for a .997 fielding percentage, which ranked third among AL outfielders...started 61 games in the leadoff spot, 45 hitting second and 24 batting third...went a career-high 24 consecutive games without a walk from April 3 to May 5...committed his lone error of the season April 25 at Los Angeles (AL)...finished the season with a 113-game errorless streak...singled off Phil Humber to lead off the game June 12 in Chicago for his 1,000th career hit...his double in the eighth inning July 24 at New York was the 200th of his career...played in the 1000th game of his career July 27 against Tampa Bay...stole two bases July 30 and three July 31, both against Minnesota...is the first Athletic with five steals over a two-game stretch since Rickey Henderson also had five May 9-10, 1992 against New York...his second stolen base on the 31st was the 200th of his career...the three stolen bases matched his career-high until Aug. 6 when he stole four bases at Tampa Bay...those were the most steals by an Athletic since Rickey Henderson also had four Oct. 5, 1991 against Texas...missed six games with a strained right calf, Aug. 7-13...was a perfect 4-for-4 with two home runs and five RBI Aug. 24 at New York and matched his career highs in all three categories...homered from both side of the plate for the first time in his career...is just the fifth player (ninth time) in Athletics history to homer from both sides of the plate in the same game...stole a base in six consecutive games from Sept. 22-27...that was the longest streak of his career and the longest by an Athletic since Rickey Henderson also had a six-game streak, Aug. 15-21, 1989...tied for the AL lead in September steals (11) despite appearing in just 18 games.

2010—Had his season interrupted by injury three times, but when healthy, he posted some of the best numbers on the team...hit .279 with eight home runs, 38 RBI and 32 stolen bases in 75 games...tied for ninth in the American League in stolen bases and had the second highest stolen base total in AL history among players who appeared in fewer than 80 games (Alex Cole had 40 steals in 63 games with Cleveland in 1990)...was caught stealing just three times for a Major League-leading stolen base percentage of 91.4%...that was the second best mark in Oakland history to Stan Javier in 1988 (20 for 21, 95.2%)...the switch hitter batted .329 with a .570 slugging percentage against left-handed pitching, .261 with a .389 slugging percentage against right-handers...batted .302 with six of his eight home runs and 21 of his 32 stolen bases in the Coliseum...hit .300 or better every month except July when he batted .191...batted .239 in 36 games through Aug. 6 and .316 over his final 39 games...started 74 games, including 73 in center field and one at designated hitter...made 73 of his starts batting leadoff...was placed on the 15-day disabled list April 3 with a fractured left pinky, an injury suffered April 2 at San Francisco in a spring training game...was reinstated May 21 and started two games in center field before straining his right intercostal muscle...was placed on the 15-day DL for a second time May 26, retroactive to May 23...went 5-for-5 with five RBI June 18 against Salt Lake during a six-game rehab assignment with Sacramento...was reinstated from the DL June 22...drove in a run in each of his first three games with the A's...became the third player in Oakland history with an RBI in at least each of his first three games with the club...scored or drove in at least one run in 13 consecutive games from June 25 to July 10, which equaled the fourth longest such streak in Oakland history...stole 27 bases in 57 games after the break, which was second most in the majors...was ejected from the game July 20 against Boston in the 10th inning by home plate umpire Bob Davidson, his first ejection of the season...scored the 500th run of his career in the first inning Aug. 21 against Tampa Bay...had a pinch-hit two-run single in the ninth inning Sept. 7 against Seattle, the first pinch-RBI of his career...stole six bases in the three-game series against Boston, Sept. 10-12, which were the most by an Athletic in a three-game series since Rickey Henderson stole six against New York, May 8-10, 1992...had a streak of 24 consecutive stolen bases without being caught from July 24 to Sept. 13...hit .310 with 10 stolen bases in 16 games in September...fractured his left pinky sliding into third base Sept. 18 at Minnesota and missed the remainder of the season.

2009—Batted .228 with 29 walks and 13 stolen bases in 49 games with Kansas City in a season that ended in mid-June due to injuries...was tied for the Major League lead with five triples and tied for seventh in the American League in stolen bases when he was placed on the 15-day disabled list June 14...posted 14 extra-base hits with 22 runs scored through May 7 with the Royals going 18-11...had just two extra-base hits and eight runs in his final 21 games of the season while playing with his injured shoulders...the Royals, beginning May 8, posted a 47-86 record the remainder of the season...hit .247 in April, .220 in May and .176 in five games in June...made all 49 of his starts with the Royals in center field...hit leadoff 47 times...equaled his career high with four walks May 5 against Chicago...was placed on the bereavement list June 1 and reinstated June 4...was placed on the 15-day DL with a right rotator cuff strain June 14 retroactive to June 13...had surgery to repair a torn labrum in his right shoulder June 24...was transferred to the 60-day DL July 2 and had surgery on his left shoulder later that month...missed the remainder of the season.

2008—Turned it on down the stretch to help the Red Sox to the AL Wild Card and a berth in the American League Championship Series in his final season with Boston...started the season fairly slow and was hitting .252 through July 31...proceeded to hit .341 in the months of August and September and then .417 in seven postseason games...tied for fourth in the AL with 10 bunt hits...stole 20 bases, becoming the first Red Sox player since Ellis Burks (1987-89) to record 20 or more steals in his first three seasons with the club...homered in three straight games from June 14-17...served a five-game suspension from June 28-July 2 for his role in Boston's on-field incident with Tampa Bay June 5 at Fenway Park...had 1 hit in 4 at bats in the Red Sox ALDS win over Los Angeles...turned it on in the ALCS against Tampa Bay, hitting .450 (9 for 20) with two doubles, an RBI and four walks in five games...recorded the game-tying hit with a two-out single in the eighth inning of Game 5 at Boston...the hit capped a historic comeback from a 7-0 deficit for the Red Sox, who won the game, 8-7.

2007—Rebounded from an injury-plagued 2006 season to start 137 games in center for the World Champion Red Sox...committed just one error in 416 total chances for a .998 fielding percentage, the sixth-best mark among center fielders in Major League history at the time (min. 400 total chances)...went 153 games and 429 chances between errors from July 21, 2006 to Aug. 7, 2007...established a Red Sox outfielder record for consecutive errorless chances...led the club with seven triples...finished among the AL leaders in sac bunts (t-7th), triples (t-9th), bunt hits (t-5th) and steals (9th)...collected his first career two-home run game June 18 at Atlanta...hit his second career grand slam and equaled his career-best with five RBI July 5 vs. Tampa Bay...started all three of the Red Sox ALDS games and the first five ALCS games...suffered a bruised right knee hitting the wall to catch Casey Blake's fly ball for the final out of Game 7 of the ALCS, sending the Red Sox to the World Series...went 1 for 2 with a run scored in the World Series vs. Colorado, seeing action in 3 of the 4 games.

2006—Played in just 105 games in his first season with Boston as he was bothered by a left index finger fracture suffered in the first week of the regular season...began the season as the Red Sox leadoff man and led the team in steals while tying for first in sacrifice bunts...suffered a broken finger in his fifth game of the season April 8 at Baltimore on a stolen base attempt of third...missed 41 games before being reinstated May 28...the finger continued to bother him the rest of the season and he underwent surgery Sept. 26...missed the remainder of the season.

2005—Established career highs in batting (.300), hits (178) and doubles (42) in his final year with Cleveland...led the American League with 13 sacrifice bunts and ranked among the league leaders in doubles (t-5th), bunts in play (t-3rd), hitting vs. right-handed pitchers (.324, 5th) and road average (.323, 5th)...had an inside-the-park home run July 4 vs. Detroit...was named AL Player of the Week for Sept. 6-12...hit .517 (15-for-29) with three home runs, seven RBI and eight runs scored during the week...was on the disabled list from May 18 to June 1 with a sprained right thumb.

2004—Made his first Opening Day roster with the Indians...turned it on after a slow start and ranked ninth in the American League with a .318 batting average after the All-Star Break...hit his first career grand slam July 27 vs. Detroit...drove in a career-high 71 runs...posted hitting streaks of 14 (July 27-Aug. 13) and 12 (June 11-22) games.

2003—Opened the season with Triple-A Buffalo and was leading the International League in hitting (.360), hits (81) and runs scored (42) when he was recalled to Cleveland June 10...spent the remainder

of the season at the big league level...ranked among American League rookie leaders in triples (3rd), stolen bases (3rd), batting average (6th) and runs (7th)...put 37 bunts in play, third overall in the AL... hit .400 during a 13-game hitting streak from July 18 to 31 and batted .351 overall in 26 July games.

2002—Had his contract selected from Double-A Akron Aug. 14 and made his Major League debut the next day...collected his first ML hit Aug. 16 at Anaheim off John Lackey...was sent to Triple-A Buffalo Aug. 30 to play in the International League playoffs but returned to the Indians after seven games... hit his first ML home run Sept. 11 vs. Toronto off Scott Wiggins...began the season in the Cardinals organization and hit .301 in 89 games with Double-A New Haven...played for Aguilas in the Dominican Winter League following the season.

2001—Earned St. Louis Cardinals Minor League Player of the Year honors and was a Carolina League All-Star after a stellar season with Single-A Potomac...led the Carolina League in hits (162), total bases (224), games played (139) and at bats (530), ranked second in runs scored (80) and stolen bases (39) and was third in batting (.306).

2000—Split the season between short season Single-A New Jersey and Single-A Peoria...began the year in extended spring training making the conversion to an outfielder after playing exclusively at second base during his first pro campaign in 1999...combined to steal 32 bases in 38 attempts between the stops...appeared in 52 games in the outfield and four at second base.

1999—Began his professional career as a second baseman for Johnson City in the Cardinals organization...ranked fourth in the Appalachian League in stolen bases (27)...committed 24 errors in 64 games at second base.

PERSONAL/MISCELLANEOUS

Covelli Loyce Crisp...was originally signed by St. Louis scout Chuck Fick...has three children, daughter, Amailee, and sons Caden and Collin...as a youngster, his great grandmother Wilda Smith called him “Co”...his sister, Sheileah, and godbrother, Marcus, inspired by the character and the name on the Coco Krispies cereal box, lengthened his nickname to “Coco”...was Covelli until the 2002 season when the “Coco” nickname stuck...graduated from Inglewood (CA) High School and attended Pierce Junior College in Los Angeles...played third base in high school...participated in the MLB RBI (Reviving Baseball in Inner Cities) Program as a youth...was inducted into the RBI League Hall of Fame in 2006 and the Pierce JC Hall of Fame in 2012...narrated an ESPN special on the MLB RBI Program in August, 2007...named recipient of the 2013 Jim “Catfish” Hunter Award, which honors an A’s player whose play on the field and conduct in the clubhouse best exemplifies the courageous, competitive and inspirational spirit demonstrated by the late Hall of Fame pitcher.

OAKLAND A’S OLDEST ALL-STARS

40 years, 53 days	Bartolo Colón, 2013
37 years, 285 days	Dennis Eckersley, 1992
36 years, 279 days	Dennis Eckersley, 1991
35 years, 280 days	Dennis Eckersley, 1990
35 years, 198 days	Grant Balfour, 2013
34 years, 128 days	Steve Ontiveros, 1995
33 years, 283 days	Dennis Eckersley, 1988

LIFETIME PLAYING RECORD

Year	Club	AVG.	G	AB	R	H	2B	3B	HR	RBI	SH	SF	HP	BB	SO	SB	CS	SLG	OBP	E
1999	Johnson City	.258	65	229	55	59	5	4	3	22	8	2	2	44	41	27	5	.354	.379	24
2000	New Jersey	.239	36	134	18	32	5	0	0	14	5	0	1	11	22	25	3	.276	.301	2
	Peoria	.276	27	98	14	27	9	0	0	7	4	0	0	16	15	7	3	.367	.377	0
2001	Potomac	.306	139	530	80	162	23	3	11	47	7	1	1	52	64	39	21	.423	.368	6
2002	New Haven	.301	89	355	61	107	16	1	9	47	5	1	0	36	56	26	10	.428	.365	3
	Akron	.406	7	32	9	13	1	0	1	4	1	0	0	3	3	4	0	.531	.457	0
	CLEVELAND	.260	32	127	16	33	9	2	1	9	3	2	0	11	19	4	1	.386	.314	1
	Buffalo	.238	4	21	3	5	1	0	0	2	0	0	0	2	1	0	0	.286	.238	0
2003	Buffalo	.360	56	225	42	81	19	6	1	24	9	2	5	26	24	20	8	.511	.434	3
	CLEVELAND	.266	99	414	55	110	15	6	3	27	7	3	0	23	51	15	9	.353	.302	1
2004	CLEVELAND	.297	139	491	78	146	24	2	15	71	9	2	0	36	69	20	13	.446	.344	4
2005	CLEVELAND	.300	145	594	86	178	42	4	16	69	13	5	0	44	81	15	6	.465	.345	5
2006	BOSTON	.264	105	413	58	109	22	2	8	36	7	0	1	31	67	22	4	.385	.317	1
	Pawtucket	.333	1	3	0	1	0	0	0	2	0	0	0	1	0	0	0	.333	.500	0
2007	BOSTON	.268	145	526	85	141	28	7	6	60	9	5	1	50	84	28	6	.382	.330	1
2008	BOSTON	.283	118	361	55	102	18	3	7	41	8	4	1	35	59	20	7	.407	.344	2
2009	KANSAS CITY	.228	49	180	30	41	8	5	3	14	4	1	1	29	23	13	2	.378	.336	3
2010	Stockton	.833	2	6	2	5	0	1	1	3	0	0	0	1	0	0	0	1.667	.857	0
	OAKLAND	.279	75	290	51	81	14	4	8	38	3	5	0	30	49	32	3	.438	.342	2
	Sacramento	.591	6	22	7	13	2	1	0	5	0	0	0	2	3	2	1	.773	.625	0
2011	OAKLAND	.264	136	531	69	140	27	5	8	54	4	6	1	41	65	49	9	.379	.314	1
2012	OAKLAND	.259	120	455	68	118	25	7	11	46	6	2	0	45	64	39	4	.418	.325	3
2013	OAKLAND	.261	131	513	93	134	22	3	22	66	2	8	0	61	65	21	5	.444	.335	0
2014	OAKLAND	.246	126	463	68	114	21	3	9	47	1	6	0	66	66	19	5	.363	.336	3
ML Totals		.270	1420	5358	812	1447	275	53	117	578	76	49	5	502	762	297	74	.407	.330	27

CAREER TRANSACTIONS

1999 — Selected by the St. Louis Cardinals organization in the 7th round of the free agent draft. **2002** — Traded to the Cleveland Indians as the player to be named later in the July 19 trade in which Cleveland traded pitcher Chuck Finley for outfielder Luis Garcia, August 5. **2005** — On disabled list, May 18 to June 1. **2006** — Traded to the Boston Red Sox with pitcher David Riske and catcher Josh Bard for pitcher Guillermo Mota, infielder Andy Marte, catcher Kelly Shoppach, cash considerations and a player to be named later, January 27. On disabled list, April 9 to May 27; included rehabilitation assignment to Pawtucket, May 27. **2008** — On suspended list, June 28 to July 2. Traded to the Kansas City Royals for pitcher Ramon Ramirez, November 19. **2009** — On disabled list, June 13 to end of season. Elected free agency, November 9; signed by the Oakland Athletics, December 23. **2010** — On disabled list, April 3 to May 20; included rehabilitation assignment to Stockton, May 18 to 20. On disabled list, May 23 to June 21; included rehabilitation assignment to Sacramento, June 15 to 21. **2011** — Elected free agency, October 30. **2012** — Re-signed by Oakland, January 5. On disabled list, May 3 to 20. **2013** — On the disabled list, April 30 to May 14.

WILD CARD RECORD

Year	Club/Opp.	AVG.	G	AB	R	H	2B	3B	HR	RBI	SH	SF	HP	BB	SO	SB	CS	SLG	OBP	E
2014	OAK vs. KC	.333	1	6	1	2	0	0	0	1	0	0	0	0	3	0	0	.333	.333	0

DIVISION SERIES RECORD

Year	Club/Opp.	AVG.	G	AB	R	H	2B	3B	HR	RBI	SH	SF	HP	BB	SO	SB	CS	SLG	OBP	E
2007	BOS vs. LAA	.200	3	10	0	2	0	0	0	2	0	0	0	1	3	1	0	.200	.273	0
2008	BOS vs. LAA	.250	2	4	2	1	0	0	0	0	0	0	0	1	0	1	0	.250	.400	0
2012	OAK vs. DET	.182	5	22	3	4	0	0	1	2	0	0	0	2	0	0	0	.318	.182	1
2013	OAK vs. DET	.389	5	18	4	7	2	1	0	2	0	1	0	3	2	1	0	.611	.455	0
Totals		.259	15	54	9	14	2	1	1	6	0	1	0	5	7	3	0	.389	.317	1

LEAGUE CHAMPIONSHIP SERIES RECORD

Year	Club/Opp.	AVG.	G	AB	R	H	2B	3B	HR	RBI	SH	SF	HP	BB	SO	SB	CS	SLG	OBP	E
2007	BOS vs. CLE	.143	7	21	2	3	1	0	0	0	0	0	0	6	1	0	0	.190	.143	0
2008	BOS vs. TB	.450	5	20	2	9	2	0	0	1	0	0	0	4	3	0	0	.550	.542	0
Totals		.293	12	41	4	12	3	0	0	1	0	0	0	4	9	1	0	.365	.356	0

WORLD SERIES RECORD

Year	Club/Opp.	AVG.	G	AB	R	H	2B	3B	HR	RBI	SH	SF	HP	BB	SO	SB	CS	SLG	OBP	E
2007	BOS vs. COL	.500	3	2	1	1	0	0	0	0	0	0	0	0	0	0	0	.500	.500	0

VS. THE AMERICAN LEAGUE

2014		CAREER								
AVG.	AB	H	HR	RBI	vs. TEAM	AVG.	AB	H	HR	RBI
.375	16	6	1	1	Baltimore	.284	278	79	6	36
.167	24	4	0	2	Boston	.198	192	38	3	17
.176	17	3	0	0	Chicago	.285	369	105	11	42
.200	15	3	0	1	Cleveland	.273	187	51	3	17
.333	30	10	1	2	Detroit	.319	382	122	8	43
.197	66	13	2	8	Houston	.262	126	33	6	18
.083	12	1	0	0	Kansas City	.223	400	89	4	47
.291	55	16	1	6	Los Angeles	.253	427	108	10	41
.143	14	2	0	3	Minnesota	.283	406	115	11	41
.278	18	5	1	3	New York	.277	347	96	7	34
—	0	0	0	0	Oakland	.280	157	44	3	13
.300	40	12	1	1	Seattle	.275	432	119	9	35
.278	18	5	0	3	Tampa Bay	.277	307	85	7	37
.262	61	16	1	6	Texas	.265	392	104	8	50
.158	19	3	0	1	Toronto	.239	327	78	7	26

VS. THE NATIONAL LEAGUE

2014		CAREER								
AVG.	AB	H	HR	RBI	vs. TEAM	AVG.	AB	H	HR	RBI
—	0	0	0	0	Arizona	.263	57	15	0	3
.091	11	1	0	1	Atlanta	.317	60	19	3	10
—	0	0	0	0	Chicago	.167	12	2	0	2
—	0	0	0	0	Cincinnati	.293	82	24	5	23
—	0	0	0	0	Colorado	.222	45	10	0	6
—	0	0	0	0	Los Angeles	.278	18	5	0	1
.222	9	2	0	1	Miami	.189	37	7	1	2
—	0	0	0	0	Milwaukee	.273	22	6	1	1
.389	18	7	1	6	New York	.346	52	18	1	9
.200	10	2	0	1	Philadelphia	.314	35	11	1	5
—	0	0	0	0	Pittsburgh	.387	31	12	0	1
—	0	0	0	0	St. Louis	.214	28	6	0	0
—	0	0	0	0	San Diego	.313	48	15	1	5
.300	10	3	0	1	San Francisco	.292	89	26	0	10
—	0	0	0	0	Washington	.385	13	5	1	3

MONTHLY BREAKDOWN

2014		CAREER								
AVG.	AB	H	HR	RBI	by MONTH	AVG.	AB	H	HR	RBI
.500	2	1	0	0	March	.154	13	2	0	0
.271	70	19	3	11	April	.262	699	183	12	66
.240	75	18	0	4	May	.242	636	154	8	57
.346	81	28	3	13	June	.288	930	268	27	112
.208	53	11	1	4	July	.269	968	260	15	101
.191	89	17	2	13	August	.264	1123	297	32	127
.215	93	20	0	2	September	.288	956	275	23	110
—	0	0	0	0	October	.242	33	8	0	5

BATTING BREAKDOWN

2014		CAREER								
AVG.	AB	H	HR	RBI	by CATEGORY	AVG.	AB	H	HR	RBI
.274	234	64	4	31	Home	.275	2602	716	51	314
.218	229	50	5	16	Away	.265	2756	731	66	264
.241	145	35	2	11	Day	.260	1682	437	36	186
.248	318	79	7	36	Night	.275	3676	1010	81	392
.291	254	74	7	31	Pre-ASG	.266	2657	708	56	281
.191	209	40	2	16	Post-ASG	.274	2701	739	61	297
.227	150	34	4	16	vs. LHP	.261	1700	443	43	188
.256	313	80	5	31	vs. RHP	.274	3658	1004	74	390
.269	93	25	2	39	RISP	.285	1158	330	23	450
.333	6	2	0	12	Bases Loaded	.297	111	33	2	101
.286	7	2	0	0	Pinch Hitter	.280	25	7	0	2
.185	54	10	1	7	Designated Hitter	.222	189	42	3	22

BALLPARK BREAKDOWN

	AVG.	AB	H	HR	RBI
Angel Stadium	.284	204	58	5	18
AT&T Park	.225	40	9	0	5
Busch Stadium	.091	11	1	0	0
Camden Yards	.328	131	43	5	20
Chase Field	.192	26	5	0	1
Citi Field	.318	22	7	1	3
Citizens Bank Park	.417	12	5	1	3
Comerica Park	.329	170	56	4	15
Coors Field	.364	11	4	0	1
Fenway Park	.271	691	187	6	74
Globe Life Park	.263	217	57	3	19
Great American Ballpark	.265	34	9	3	11
Kauffman Stadium	.217	299	65	3	26
Mall of America Field	.228	171	39	4	12
Marlins Park	.222	9	2	0	1
Miller Park	.357	14	5	1	1
Minute Maid Park	.274	73	20	5	14
O.co Coliseum	.273	1191	325	31	150
Old Yankee Stadium	.283	127	36	2	11
PETCO Park	.375	24	9	1	2
PNC Park	.350	20	7	0	0
Progressive Field	.280	913	256	18	104
Rogers Centre	.221	145	32	4	10
Safeco Field	.261	226	59	3	16
Shea Stadium	.364	11	4	0	2
Sun Life Stadium	.000	11	0	0	0
Target Field	.263	57	15	1	4
Tokyo Dome	.091	11	1	0	0
Tropicana Field	.256	160	41	3	18
Turner Field	.327	49	16	3	8
U.S. Cellular Field	.258	236	61	8	22
Yankee Stadium	.310	42	13	2	7

FIELDING STATISTICS

Outfield							
YEAR	PCT.	G	PO	A	E	TC	DP
2002	.988	32	82	1	1	84	1
2003	.995	90	213	5	1	219	2
2004	.986	128	286	5	4	295	1
2005	.985	145	315	3	5	323	0
2006	.996	103	246	3	1	250	3
2007	.998	144	408	7	1	416	4
2008	.992	114	234	4	2	240	1
2009	.976	49	120	0	3	123	0
2010	.989	73	182	2	2	186	0
2011	.997	133	321	2	1	324	1
2012	.989	113	272	4	3	279	2
2013	1.000	110	307	2	0	309	1
2014	.985	111	194	0	3	197	0
Totals	.992	1345	3180	38	27	3245	16

CRISP'S CAREER HIGHS

Hits: 4 (13 times), last: September 27, 2013 at Seattle. Also had 4 hits in Game 4 of the 2013 ALDS at Detroit

Home Runs: 2 (three times), July 25, 2012 at Toronto; August 24, 2011 at New York (AL); June 18, 2007 at Atlanta

Runs Batted In: 5 (five times), last: August 19, 2012 vs. Cleveland

Stolen Bases: 4, August 6, 2011 at Tampa Bay; 3 (four times), last: June 19, 2012 vs. Los Angeles (NL); 2 (28 times), last: September 6, 2014 vs. Houston

Hitting Streak: 14, July 27 to August 13, 2004

Hitless Streak (At Bats): 23 (twice), last: May 21 to June 1, 2008


Game Ending RBI: 7, June 21, 2014 vs. Boston (single); April 3, 2014 vs. Seattle (home run); August 3, 2012 vs. Toronto (sacrifice fly); July 22, 2012 vs. New York-AL (single); July 3, 2012 vs. Boston (sacrifice fly); August 14, 2007 vs. Tampa Bay (single); May 1, 2004 vs. Baltimore (single). Also had a single in Game 4 of the 2012 ALDS vs. Detroit

Grand Slams: 2, July 5, 2007 vs. Tampa Bay (J.P. Howell); July 27, 2004 vs. Detroit (Gary Knotts)

Pinch-Hit Home Runs: None.

Inside-The-Park Home Runs: 1, July 4, 2005 vs. Detroit (Game 2) (Fernando Rodney)

Lead Off Home Runs: 15, August 22, 2014 vs. Los Angeles-AL (Hector Santiago); July 2, 2014 at Detroit (Justin Verlander); September 1, 2013 vs. Tampa Bay (Jamey Wright); August 21, 2013 vs. Seattle (Hisashi Iwakuma); June 11, 2013 vs. New York-AL (CC Sabathia); June 3, 2013 at Milwaukee (Marco Estrada); April 5, 2013 at Houston (Brad Peacock); September 28, 2012 vs. Seattle (Blake Beavan); September 1, 2012 vs. Boston (Felix Doubront); July 3, 2012 vs. Boston (Jon Lester); June 27, 2012 at Seattle (Kevin Millwood); April 20, 2011 vs. Boston (Clay Buchholz); September 6, 2010 vs. Seattle (Jason Vargas); August 18, 2003 vs. Tampa Bay (Rob Bell); August 6, 2003 vs. Seattle (Joel Pineiro). Also had a leadoff home run in Game 1 of the 2012 ALDS at Detroit (Justin Verlander).

**FIRST BASEMAN****Height/Weight:** 6-4 / 219**Bats/Throws:** Left / Left**Birthdate:** March 22, 1987**Opening Day Age:** 28**Birthplace/Resides:** Edina, Minnesota / Scottsdale, Arizona**Major League Service:** 4 years, 155 days**Obtained:** Acquired from Pittsburgh with international bonus slot 86 for international bonus slot 27, November 23, 2014**Contract Status:** First year of a one-year contract through 2015**CAREER HIGHLIGHTS**

Was the New York Mets first round draft pick in 2008 and batted .241 with 68 home runs and 224 RBI in 454 games in five seasons with the Mets from 2010-14...was traded to Pittsburgh three weeks into the 2014 season and is a .240 career hitter with 70 home runs and 270 RBI in 585 games...hit the second pinch hit walk-off grand slam in Mets history April 5, 2014 against Cincinnati...put together his best season in 2012 when he had career highs in home runs (32) and RBI (90)...missed most of the 2011 season with a left ankle sprain and a bone bruise...finished seventh in National League Rookie of the Year voting in 2010...named the Mets Sterling Organizational Player of the Year in 2009.

2014 HIGHLIGHTS

Was batting .208 with a home run and five RBI in 12 games with New York (NL) before he was traded to Pittsburgh April 18...spent the remainder of the season with the Pirates and batted .235 with 10 home runs and 46 RBI in 131 games...combined for a .233 batting average in 143 games overall...added 63 walks for a .344 on-base percentage...struck out 78 times and his average of 5.47 plate appearances per strikeout was a career best...batted .247 (81-for-328) against right-handed pitching with all 11 of his home runs and all 51 of his RBI...hit .094 (3-for-32) against left-handers with no extra base hits...has a .254 (359-for-1415) career average with a .456 slugging percentage against right-handers compared to .196 (85-for-433) against lefties with a .316 slugging percentage...was 5-for-13 (.385) with two doubles, two home runs and 17 RBI with the bases loaded...tied for second in the National League in grand slams and tied for fourth in RBI with the bases loaded...hit .281 (9-for-32) with three home runs and 12 RBI as a pinch hitter...tied for second among NL pinch hitters in home runs and RBI and tied for fifth in extra base hits (5)...compiled a .280 batting average with nine home runs and 41 RBI in 72 games in his home ballpark compared to .181 with two home runs and 10 RBI in 71 games on the road...hit .140 with runners in scoring position and two outs...has a .190 (50-for-263) career average in that situation...appeared exclusively at first base on defense where he made 99 starts...committed nine errors in 124 games overall at first base for a .991 fielding percentage, which was second lowest among NL qualifiers...also made one start at designated hitter and was 2-for-4 (.500) in two games overall as the DH...started games in every spot in the order except first, third and ninth...saw his most action with 46 starts batting sixth.

MAJORS: Was on the Mets Opening Day roster for the fourth consecutive season...hit a pinch hit walk-off grand slam in his third game, April 5 against Cincinnati, the first such home run since Aug. 16, 2011 by Houston's Brian Bogusevic against Chicago (NL)...it was the second pinch hit walk-off grand slam in Mets history (Tim Lincecum, June 10, 1986 vs. Philadelphia)...it was his first career pinch homer, his second grand slam and his third walk-off home run...was traded to Pittsburgh April 18 for minor league pitcher Zack Thornton and a player to be named (minor league pitcher Blake Taylor on June 15)...added a second grand slam April 21 against Cincinnati...became the first player in Major League history to hit a grand slam against the same opponent with two different teams before the end of April...it was the third grand slam of his career...had a 0-for-21 streak from April 21 to May 1...hit safely in a season-high six consecutive games from May 20 to 25 (10-for-23, .435)...that lifted his average to .285...then went 4-for-41 (.098) over a 15-game stretch from May 26 to June 11 to fall to .238...hit a team-leading .326 in 28 games in May, his best single-month average in 2014...hit .234 or lower in every other month...had a 0-for-22 streak from May 30 to June 9...snapped the streak with an eighth inning home run June 9 against Chicago (NL) but would not homer again until July 22 against Los Angeles (NL)...the 31-game homerless streak matched his career high (April 26 to June 1, 2013)...

batted .183 in 25 games in June...had the game-ending RBI single July 1 against Arizona, his fourth career walk-off hit...went 2-for-22 (.091) over a 12-game stretch from July 5 to 21...hit his second pinch home run of the season July 26 at Colorado and added a third Aug. 26 against St. Louis...the latter was a three-run shot in the bottom of the eighth inning of the Pirates 5-2 win...had three home runs and 11 RBI in August, his best single month totals of 2014...however, hit just .214...then batted .204 in 21 games in September...was on the Pirates Wild Card roster but did not appear in the game against San Francisco.

CAREER

2013—Split the season between New York and Triple-A Las Vegas of the Pacific Coast League...began the year in the majors...finished April with 29 strikeouts, which was third most for the month in franchise history...hit two home runs April 19 vs. Washington (off Stephen Strasburg and Drew Storen), his sixth career multi-home run game...collected his first double of the season in his 72nd at-bat April 27 vs. Philadelphia...finished the year with 23 extra-base hits...snapped an 0-for-24 skid with a single May 17 at Chicago (NL)...was optioned to Las Vegas June 10...was the Pacific Coast League's Player of the Week for the week ending June 24...recalled from Las Vegas July 5...hit .267 with four home runs and 17 RBI in 45 games after returning to the Major League level...walked 38 times and struck out 35 times...the Mets went 24-21 in those games...hit .161 with five home runs and 16 RBI in 55 games in his first stint with the Mets, who went 21-34 in those games...had a season high-tying three hits in his first game after being recalled, July 5 at Milwaukee...reached at least twice in 12 straight starts from July 29-Aug. 13, tying John Olerud's 1998 team record...had 14 hits and 18 walks over this stretch, compiling a .653 on-base percentage...from July 5 to his final game Aug. 31, he had the ninth-best on-base percentage in the majors (.429)...his 38 walks tied for the fourth-most in baseball...left the game Aug. 31 at Washington, with a strained right oblique muscle...did not play after that and was placed on the 60-day disabled list Sept. 9.

2012—Set career-highs in games, home runs and RBI...his 32 home runs were the most by a Mets player since 2008, when Carlos Delgado hit 38 and David Wright had 33, and was the fifth-highest total in the National League...hit a home run every 16.2 at-bats, good for second in the NL...also became the 16th player in team history to hit 30 or more home runs...hit 20 second-half home runs, second-most in the NL and three behind San Diego's Chase Headley's league-leading total...hit 21 home runs on the road, tied for the most in the NL with Miami's Giancarlo Stanton...in the majors, only Chicago's Adam Dunn had more (23)...hit .255 with an .888 OPS after the All-Star break...compiled a .201 average before the break...led the majors with nine home runs with two or more runners on base...his 32 home runs were the fourth-highest total by a Mets first baseman in a single season behind Carlos Delgado (38 in 2006), Dave Kingman (37 in 1982) and Delgado (35 in 2008)...had the first three-home run game of his career and tied his personal-best with four hits July 28 at Arizona...became the first Mets lefty since Darryl Strawberry in 1985 and the ninth Met overall with three home run in a game...finished with three multi-home run games: July 28 at Arizona, Aug. 26 vs. Houston and Sept. 24 vs. Pittsburgh...has five career multi-home run games...the second home run Aug. 26 vs. Houston and Wilton Lopez ended the game...it was his second game-ending home run...drove in a career-best five runs Sept. 24 vs. Pittsburgh...had 12 game-winning RBI, second-most on the team...struck out in his first two at-bats April 11 vs. Washington to extend his hitless streak to start the season to 18 at-bats...the drought was the longest by a Mets position player to start a season since 2001, when Todd Pratt went 0-for-19 to begin the year...had a season-high nine-game hitting streak from June 9-18 (12-for-26, .462)...the run was the second longest of Davis' career...had 10 hits from June 18-30, all going for extra bases (five home runs, five doubles)...singled July 4 vs. Philadelphia to snap the streak...it was the second longest run of consecutive extra-base hits in team history (Carlos Delgado, 11, 2007)...had his first career game with three extra-base hits June 27 at Chicago-NL with two doubles and a home run...had 24 RBI in June, the third most in the National League...hit his first career grand slam June 18 vs. Baltimore (Jake Arrieta)...struck out a career-high four times July 30.

2011—Placed on the 15-Day Disabled List on May 12, retroactive to May 11, with a left ankle sprain and a bone bruise and missed the remainder of the season...left the game on May 10 at Colorado with the injury...drove in at least one run in nine of the Mets' first 10 games (11 RBI total) to become the first player in franchise history to accomplish the feat...became the 11th major league player since 1920 (when baseball first began recording RBI) with at least one RBI in nine of his team's first 10 games...the last major leaguer to accomplish the feat was Jorge Cantu in 2010...drove in at least one run in five straight games to start the season (six RBI total)...the five-game RBI streak was a career-best...finished

April with 20 RBI, one of 12 Mets in team history to post that total in the month and the first since David Wright in 2008...hit a home run in three straight home games, April 21-23, joining David Wright and Gary Sheffield as the only Mets to hit a home run in three consecutive games at Citi Field...had a career-high 11-game hitting streak from April 17-29...hit .462 (18-for-39) with four home runs during the streak...scored a run in eight straight games from April 21-29 (nine total), which was the longest streak of his career and tied for the ninth-longest in the majors in 2011.

2010—Finished seventh in the National League Rookie of the Year voting...ranked second in doubles and runs scored, third in home runs, total bases (230) and RBI and fifth in hits among NL rookies...ranked second in doubles, tied for second in home runs, runs scored and RBI and fourth in hits in franchise history among all Mets rookies...began the season with Triple-A Buffalo of the International League...had his contract selected April 19...made his major league debut that night vs. Chicago (NL)...collected his first major league hit in his first at-bat, a single to right field off Randy Wells...also drove in his first run with a single in the seventh inning off Sean Marshall...hit his first ML home run April 23 vs. Atlanta, a solo shot off Kenshin Kawakami that tied the game at 1-1...recorded the first multi-home run game of his career May 7 vs. San Francisco...became the first Mets left-handed rookie batter to hit two home runs in a game off a left-handed pitcher...since 1969, only five other lefties had a multi-home run game off a left-handed pitcher (Billy Jo Robidoux, 1985; David Justice, 1990; Ben Grieve, 1998; Brad Fullmer, 1998; and Prince Fielder, 2006)...also hit two home runs July 17 at San Francisco...established a career-high with four hits June 5 vs. Florida...also had four hits Sept. 5 at Chicago and Sept. 11 vs. Philadelphia...hit the first walk-off home run of his career June 8 vs. San Diego to give New York a 2-1 win, 11-inning win...it was the first game-ending home run by a Mets rookie since Craig Brazell on Sept. 25, 2004 vs. Chicago (NL)...stole second base June 12 at Baltimore, the first stolen base of his career...had two hits in the same inning June 22 vs. Detroit...recorded his first career pinch-hit, a two-run single July 28 vs. St. Louis off Dennys Reyes that tied the score at 7-7...hit a sacrifice fly in the 14th inning Aug. 18 at Houston to give the Mets a 3-2 victory...it was the first time a Mets rookie had a game-winning RBI in the 14th inning or later since Keith Miller on June 14, 1988 against Philadelphia.

2009—Named the Mets Sterling Organizational Player of the Year, emblematic of the minor league player of the year...hit a combined .298 with 58 runs scored, 31 doubles, three triples, 20 home runs and 71 RBI in 114 games for Single-A St. Lucie of the Florida State League and Double-A Binghamton of the Eastern League...joined Binghamton on June 23 and hit safely in 45 of his 55 games...in September, he was a key member of the United States 2009 Gold Medal World Cup team...in the tournament, he hit .333 with two doubles, a triple and three RBI...did not play in the Gold Medal Game, but delivered three straight game-winning RBI leading up to the final contest, which the US won over Cuba, 10-5, in Nettuno, Italy...named to the Arizona Fall League's Rising Stars Game...hit .391 with seven doubles, four home runs and 16 RBI in 21 games with Surprise.

2008—Made his professional debut with Single-A Brooklyn of the New York-Penn League...hit .256 with no home runs and 17 RBI in 58 games.

PERSONAL/MISCELLANEOUS

Isaac Benjamin Davis was originally signed by Mets scout Mike Brown...is the son of former major league right-handed pitcher Ron Davis, who played with the Yankees, Twins, Cubs, Dodgers and Giants from 1978-1988...played three seasons of baseball at Arizona State University...was a first team Pac-10 Conference selection for three straight years and was a first team All-American as a junior...during his junior season in 2008, he batted .385 with 26 doubles, one triple, 16 home runs and 76 RBI in 52 games...also went 4-1 as a pitcher and tied for the team lead with four saves...as a collegiate pitcher, he was 7-5 with four saves in 35 games (13 starts)...hit .349 with 56 runs scored, 23 doubles, eight home runs and 61 RBI in 62 games for the Sun Devils as a sophomore in 2007...as a freshman at ASU in 2006, he was the Pac-10 Newcomer of the Year...that season, he compiled a .329 batting average with 39 runs scored, 20 doubles, two triples, nine home runs and 65 RBI in 58 games...helped the USA Junior National Team to a Gold Medal during 2004 in Kaohsiung, Taiwan...hit a combined .404 with Team USA in 2003 and 2004...named the Most Valuable Player in two prep All-Star Games, the 2004 AFLAC All-American Game and the 2005 High School All-American Game...a 2005 graduate of Chaparral High School in Scottsdale, AZ, he won four varsity letters and helped his team to three straight Arizona 4A titles...his clubs posted a 95-8 record over his sophomore, junior and senior years...helps raise

awareness for Strikeout Sarcoma, a cancer that took the life of his high school friend and teammate Mike Liu...has designed shirts and bracelets to raise money for the cause...received the Munson Award for his charitable work on February 5, 2013.

LIFETIME PLAYING RECORD

Year	Club	AVG.	G	AB	R	H	2B	3B	HR	RBI	SH	SF	HP	BB	SO	SB	CS	SLG	OBP	E
2008	Brooklyn	.256	58	215	17	55	15	0	0	17	0	1	0	23	43	0	0	.326	.326	1
2009	St. Lucie	.288	59	222	28	64	17	3	7	28	0	1	1	31	52	0	2	.486	.376	5
	Binghamton	.309	55	207	30	64	14	0	13	43	0	0	0	26	60	0	0	.565	.386	5
2010	Buffalo	.364	10	33	8	12	3	0	2	4	0	0	0	9	5	0	0	.636	.500	1
	NEW YORK (NL)	.264	147	523	73	138	33	1	19	71	0	5	1	72	138	3	2	.440	.351	9
2011	NEW YORK (NL)	.302	36	129	20	39	8	1	7	25	0	2	1	17	31	0	0	.543	.383	1
2012	NEW YORK (NL)	.227	156	519	66	118	26	0	32	90	0	3	1	61	141	0	2	.462	.308	8
2013	NEW YORK (NL)	.205	103	317	37	65	14	0	9	33	0	2	1	57	101	4	0	.334	.326	9
	Las Vegas	.293	21	75	21	22	7	0	7	13	0	0	0	17	18	0	0	.667	.424	0
2014	NEW YORK (NL)	.208	12	24	4	5	1	0	1	5	0	0	0	6	4	0	0	.375	.367	0
	PITTSBURGH	.235	131	336	39	79	18	0	10	46	0	4	0	63	78	0	4	.378	.343	9
ML Totals		.240	585	1848	239	444	100	2	78	270	0	16	4	270	489	7	8	.423	.336	36

CAREER TRANSACTIONS

2005 — Selected by the Tampa Bay Rays organization in the 19th round of the First-Year Player Draft; did not sign.
2008 — Selected by the New York Mets organization in the 1st round (18th selection overall) of the First-Year Player Draft.
2011 — On the disabled list, May 11 to October 23.
2013 — On the disabled list, September 9 to October 30.
2014 — Traded to the Pittsburgh Pirates for minor league pitcher Zach Thornton and a player to be named later (minor league pitcher Blake Taylor, June 15), April 18. Traded to the Oakland Athletics with international bonus slot 86 for international bonus slot 27, November 23.

WILD CARD RECORD

Year	Club/Opp.	AVG.	G	AB	R	H	2B	3B	HR	RBI	SH	SF	HP	BB	SO	SB	CS	SLG	OBP	E
2014	PIT vs. SF																			

(Did not play)

VS. THE AMERICAN LEAGUE

2014	CAREER									
AVG.	AB	H	HR	RBI	vs. TEAM	AVG.	AB	H	HR	RBI
.353	17	6	1	4	Baltimore	.225	40	9	2	9
.429	7	3	1	4	Boston	.429	7	3	1	4
—	0	0	0	0	Chicago	.143	7	1	0	0
—	0	0	0	0	Cleveland	.429	14	6	1	5
.333	9	3	1	2	Detroit	.313	32	10	1	8
—	0	0	0	0	Houston	.260	50	13	3	5
—	0	0	0	0	Kansas City	.600	5	3	0	0
.000	6	0	0	0	Los Angeles	.000	6	0	0	0
—	0	0	0	0	Minnesota	.182	22	4	1	1
.000	6	0	0	0	New York	.204	49	10	1	8
—	0	0	0	0	Oakland	—	0	0	0	0
—	0	0	0	0	Seattle	—	0	0	0	0
.167	6	1	0	1	Tampa Bay	.412	17	7	1	7
—	0	0	0	0	Texas	—	0	0	0	0
.167	6	1	0	0	Toronto	.154	13	2	0	1

VS. THE NATIONAL LEAGUE

2014	CAREER									
AVG.	AB	H	HR	RBI	vs. TEAM	AVG.	AB	H	HR	RBI
.200	25	5	0	2	Arizona	.233	86	20	6	12
.222	18	4	0	2	Atlanta	.246	167	41	7	20
.269	26	7	1	2	Chicago	.333	84	28	6	16
.205	44	9	2	9	Cincinnati	.198	101	20	3	13
.600	5	3	1	2	Colorado	.319	69	22	1	8
.333	18	6	2	4	Los Angeles	.245	98	24	6	17
.250	12	3	0	4	Miami	.242	182	44	6	22
.200	30	6	0	2	Milwaukee	.177	79	14	2	11
.111	18	2	0	2	New York	.111	18	2	0	2
.063	16	1	0	1	Philadelphia	.220	186	41	3	18
—	0	0	0	0	Pittsburgh	.224	67	15	3	10
.000	17	0	0	2	San Diego	.176	85	15	4	16
.400	15	6	0	0	San Francisco	.250	88	22	5	11
.270	37	10	2	7	St. Louis	.198	81	16	4	16
.364	22	8	0	1	Washington	.267	195	52	11	30

MONTHLY BREAKDOWN

2014	CAREER									
AVG.	AB	H	HR	RBI	by MONTH	AVG.	AB	H	HR	RBI
.000	2	0	0	0	March	.000	2	0	0	0
.204	49	10	2	9	April	.238	344	82	15	51
.326	86	28	2	8	May	.220	377	83	10	40
.183	71	13	1	9	June	.236	284	67	12	55
.234	47	11	2	7	July	.225	302	68	18	49
.214	56	12	3	11	August	.264	296	78	11	38
.204	49	10	1	7	September	.271	218	59	10	35
—	0	0	0	0	October	.280	25	7	2	2

BATTING BREAKDOWN

2014	CAREER									
AVG.	AB	H	HR	RBI	by CATEGORY	AVG.	AB	H	HR	RBI
.280	189	53	9	41	Home	.243	893	217	38	147
.181	171	31	2	10	Away	.238	955	227	40	123
.200	115	23	2	10	Day	.235	637	150	26	78
.249	245	61	9	41	Night	.243	1211	294	52	192
.234	235	55	5	28	Pre-ASG	.227	1119	254	40	160
.232	125	29	6	23	Post-ASG	.261	729	190	38	110
.094	32	3	0	0	vs. LHP	.196	433	85	12	47
.247	328	81	11	51	vs. RHP	.254	1415	359	66	223
.242	95	23	4	43	RISP	.239	514	123	24	196
.385	13	5	2	17	Bases Loaded	.283	53	15	3	42
.281	32	9	3	12	Pinch Hitter	.276	58	16	3	19
.500	4	2	0	1	Designated Hitter	.500	4	2	0	1

BALLPARK BREAKDOWN

	AVG.	AB	H	HR	RBI
Angel Stadium	.000	6	0	0	0
AT&T Park	.209	43	9	2	5
Bithorn Stadium	.091	11	1	0	1
Busch Stadium	.114	44	5	1	3
Camden Yards	.182	22	4	0	1
Chase Field	.226	53	12	4	4
Citi Field	.234	719	168	30	110
Citizens Bank Park	.231	104	24	3	12
Comerica Park	.250	4	1	0	0
Coors Field	.429	28	12	1	6
Dodger Stadium	.229	48	11	3	6
Great American	.161	31	5	1	2
Marlins Park	.239	71	17	4	12
Miller Park	.225	40	9	2	8
Minute Maid Park	.167	24	4	0	1
Nationals Park	.284	102	29	6	18
PETCO Park	.170	47	8	2	6
PNC Park	.262	210	55	8	38
Progressive Field	.429	14	6	1	5
Rogers Centre	.143	7	1	0	1
Sun Life Stadium	.333	33	11	1	3
Target Field	.083	12	1	0	0
Tropicana Field	.412	17	7	1	7
Turner Field	.241	83	20	4	8
Wrigley Field	.383	47	18	4	9
Yankee Stadium	.214	28	6	0	4

FIELDING STATISTICS

First Baseman

YEAR	PCT.	G	PO	A	E	TC	DP
2010	.993	146	1239	105	9	1353	133
2011	.997	36	287	34	1	322	22
2012	.994	148	1156	71	8	1235	106
2013	.989	96	805	38	9	852	62
2014	.991	124	953	60	9	1022	83
Totals	.992	550	4440	308	36	4784	406

DAVIS' CAREER HIGHS

Hits: 4 (four times), last: July 28, 2012 at Arizona

Home Runs: 3, July 28, 2012 at Arizona; 2 (five times), April 19, 2013 vs. Washington; September 24, 2012 vs. Pittsburgh; August 26, 2012 vs. Houston; July 17, 2010 at San Francisco; May 7, 2010 vs. San Francisco

Runs Batted In: 5, September 24, 2012 vs. Pittsburgh

Stolen Bases: 1 (seven times), last: August 14, 2013 at Los Angeles (NL)

Hitting Streak: 11, April 17 to 29, 2011

Hitless Streak (At Bats): 24 May 11 to 17, 2013

Game Ending RBI: 4, July 1, 2014 vs. Arizona (single); April 5, 2014 vs. Cincinnati (home run); August 26, 2012 vs. Houston (home run); June 8, 2010 vs. San Diego (home run)

Grand Slams: 3, April 21, 2014 vs. Cincinnati (Mike Leake); April 5, 2014 vs. Cincinnati (J.J. Hoover); June 18, 2012 vs. Baltimore (Jake Arrieta)

Pinch-Hit Home Runs: 3, August 26, 2014 vs. St. Louis (Seth Maness); July 26, 2014 at Colorado (Brooks Brown); April 5, 2014 vs. Cincinnati (J.J. Hoover)

Inside-The-Park Home Runs: None

Lead Off Home Runs: None

**LEFT-HANDED PITCHER****Height/Weight:** 5-9 / 167**Bats/Throws:** Left / Left**Birthdate:** February 24, 1990**Opening Day Age:** 25**Birthplace/Resides:** Santiago, Dominican Republic / Santiago, Dominican Republic**Major League Service:** 148 days**Obtained:** Acquired from Arizona for cash, December 18, 2014**Contract Status:** First year of a one-year contract through 2015**CAREER HIGHLIGHTS**

Spent the first seven seasons of his professional career with the Arizona organization before he was traded to the A's following the 2014 season...compiled a 4.21 ERA in 44 relief appearances over two seasons with the Diamondbacks...made his Major League debut in 2013 and posted a 7.36 ERA in 19 relief...improved to a 2.95 ERA in 25 appearances in 2014...is 12-18 with a 2.90 ERA (107 er in 332.0 ip) and 31 saves in 228 career minor league appearances, including six starts...was named to the Northwest League Postseason All-Star Team in 2010.

2014 HIGHLIGHTS

Began the season at Triple-A Reno and was 2-4 with two saves and a 2.52 ERA in 36 relief appearances when he was promoted to Arizona July 5...spent the remainder of the season with the Diamondbacks and went 2-0 with a 2.95 ERA in 25 games...surrendered just two home runs in 36.2 innings, an average of 0.49 per nine innings...however, allowed 10-of-13 (76.9%) inherited runners to score, which was the highest percentage in the majors among relievers with 10 or more inherited runners...using the same minimum, it was also the highest mark in Diamondbacks history...first batters faced went 8-for-23 (.348) with two walks (.400 on-base percentage)...allowed a .262 batting average, including .233 (20-for-86) against right-handed hitters compared to .309 (17-for-55) against left-handers...had a 1.25 ERA on zero or one days rest, a 4.03 ERA on two days rest or more...now has a 0.87 ERA (2 er in 20.2 ip) in 17 career outings with one day of rest or fewer and a 6.46 ERA (22 er in 30.2 ip) in 27 games on two days rest or more...compiled a 1.20 ERA at home compared to 4.15 on the road...had a win and a 1.17 ERA in four interleague appearances...tossed two or more innings in nine of 25 appearances, which were second most by a National League left-hander...pitched for Oriente in the Dominican Winter League following the season and went 2-1 with a 4.22 ERA in 13 relief appearances.

ARIZONA: Was credited with his first Major League win July 18 against Chicago-NL (1.0 ip, 1 h, 1 r, 1 er, 1 hr)...his second came in his next outing July 22 against Detroit (0.2 ip, 1 bb, 2 so)...struck out a career-high tying four batters in 3.0 scoreless innings July 23 against Detroit, but also issued a career-high three walks...allowed each of his final 10 inherited runners to score beginning Aug. 1...tossed a career-high 4.0 innings Aug. 19 at Washington and matched his career-high with four strikeouts (third time)...however, surrendered a career-high five hits...did not allow a run in 10 of his final 11 outings beginning Aug. 24 (3.29 ERA)...had a career-high 10.2-inning scoreless streak from Aug. 24 to Sept. 16...finished August with a 1.98 ERA in eight appearances and now has a 1.61 ERA (4 er in 22.1 ip) in 20 career appearances in the month...his scoreless streak ended Sept. 19 at Colorado when he yielded a career-high five runs on four hits in just 1.0 inning.

MINORS: Allowed a .224 opponents batting average with Reno...that included .150 (9-for-60) against left-handed hitters compared to .276 (24-for-87) against right-handers...opponents were 3-for-34 (.088) with four walks (.184 on-base percentage) when leading off an inning...posted a 5.40 ERA in 13 appearances in April...then logged a 1.53 ERA over his final 23 outings...compiled a 1.85 ERA at home compared to 3.60 on the road...did not surrender a home run in 15.0 innings on the road...allowed 5-of-23 (21.7%) inherited runners to score...struck out a season-high three batters in 1.2 scoreless innings April 15 against Las Vegas...allowed a season-high five runs and did not retire a batter April 30 at Las Vegas...faced five batters allowed two hits, two walks and a hit batter...had a season-high 7.1-inning scoreless streak from May 2 to 13...matched his season-high with three strikeouts May 5 at Salt Lake...tossed a season-high 3.0 scoreless innings May 8 against Tacoma for his second save of the season...

finished May with a 0.66 ERA in 11 appearances...then recorded a 1.93 ERA in 11 games in June... allowed a season-high three hits twice over his final four outings: June 22 against Colorado Springs and July 3 at Tacoma.

CAREER

2013—Made his Major League debut with Arizona and appeared in 19 games over two stints... was 0-1 with a 7.36 ERA... yielded a .232 opponents batting average but seven of the 13 hits he allowed were for extra bases (.554 slugging percentage)... surrendered five home runs in 14.2 innings... had 16 strikeouts... his opponents batting average included a .115 mark against left-handed hitters compared to .333 against right-handers... allowed four of his five home runs to righties... opponents went 1-for-8 (.125) with runners in scoring position... allowed 1-of-8 (12.5%) inherited runners to score and first batters faced were 4-for-17 (.235) with two walks... did not allow an earned run in eight outings on one day of rest or fewer... did not allow a run in six day games (4.2 ip)... was recalled from Triple-A Reno July 11 and made his debut with 2.0 scoreless innings against Milwaukee July 14 (3 so)... became one of four relievers in club history to toss at least 2.0 scoreless innings in his ML debut, joining Greg Aquino (2.0 ip on July 2, 2004 against Minnesota), Josh Collmenter (2.0 ip on April 17, 2011 against San Francisco) and Max Scherzer (4.1 ip on April 29, 2008 against Houston)... did not pitch again until July 21 at San Francisco (0.1 ip) and was optioned to Reno the next day... returned Aug. 11 and spent the remainder of the season with Arizona... retired his first 13 batters faced from July 14 to Aug. 16... had a 0.82 ERA over his first 14 games... then allowed 11 runs in 3.2 innings over his last five contests (27.00 ERA)... spent the balance of the season with Reno where he was 3-5 with a 5.26 ERA in 44 relief appearances... allowed a .272 opponents batting average, including .202 against left-handed hitters compared to .333 against right-handers... compiled a 7.36 ERA at home, 3.00 on the road... allowed 10-of-25 (40.0%) inherited runners to score... logged a 0.68 ERA over his first nine games through April 27... then posted a 6.94 ERA over his final 35 contests... pitched for Oriente in the Dominican Winter League following the season and went 2-1 with a 1.35 ERA in 13 relief appearances.

2012—Spent the entire season at Double-A Mobile where he was 4-4 with eight saves and a 2.84 ERA in 53 appearances... ranked fifth in the Southern League in appearances and was fourth among SL relievers in fewest walks per nine innings (2.27)... yielded just three home runs in 63.1 innings (0.43 per nine innings)... opponents hit .206, including .178 by left-handed hitters and .225 by right-handers... yielded a .164 batting average to batters leading off an inning... allowed 7-of-25 (28.0%) inherited runners to score... compiled a 3.99 ERA in 26 games before the All-Star Break compared to a 1.85 ERA in 27 outings after the break... was credited with all eight of his saves after the break... began the season with an eight-game, 8.1-inning scoreless streak... had a season-high 14.2-inning scoreless streak from June 14 to July 16... compiled a 1.42 ERA in 11 games in June... tossed a season-high 4.0 innings of relief July 16 at Montgomery and picked up the win in a 14-inning, 8-7 victory... also struck out a season-high seven... went 1-0 with a save and a 1.59 ERA (5.2 ip, 4 h, 1 r, 1 er, 2 bb, 10) in six playoff games with the BayBears, the SL champions... was 0-2 with a 5.56 ERA in 22 relief appearances with Oriente in the Dominican Winter League.

2011—Spent most of the season with Single-A South Bend of the Midwest League where he went 1-0 with 10 saves and a 1.36 ERA in 39 games... also made one appearance each with Single-A Visalia and Triple-A Reno at the end of the season and combined to go 1-0 with 10 saves and a 1.64 ERA in 41 relief appearances overall... allowed a .208 opponents batting average, including .170 against left-handed hitters compared to .240 against right-handers... surrendered all three of his home runs to lefties... opponents hit 183 with runners on base... allowed 8-of-19 (42.1%) inherited runners to score... was 10-for-11 (90.9%) in save opportunities... did not allow a run in six outings in June (11.0 ip)... that was part of an 18.2-inning scoreless streak from May 31 to July 14... converted each of his 10 save opportunities over a 14-game stretch from July 16 to Aug. 26... was promoted to Visalia Aug. 30 and made one appearance with the Rawhide before moving up to Reno Sept. 4... made one regular season appearance for the Aces and one post season appearance (2.1 ip, 2 h, 2 r, 2 er, 1 bb, 1 so, 1 hr, 7.71 ERA)... pitched for Oriente in the Dominican Winter League following the season and went 2-0 with a 1.03 ERA and .140 opponents batting average in 26 games, including one start.

2010—Was named to the Northwest League Postseason All-Star Team after going 1-1 with nine saves and a 1.00 ERA in 27 games with Short Season Single-A Yakima... did not allow a home run in 45.0 innings... struck out 56 batters (11.20 per nine innings)... ranked second among NL relievers in opponents

batting average (.148) and strikeouts per nine innings and tied for third in saves...allowed a .080 average against left-handed hitters compared to .181 against right-handers...opponents hit .139 with runners in scoring position...converted 9-of-10 (90.0%) save opportunities...allowed 1-of-5 (20.0%) inherited runners to score...did not yield an earned run over his first six appearances (11.0 ip) or his final 10 (16.1 ip)...had a 2.55 ERA in between...made one postseason appearance for the Bears (1.0 ip, 1 so).

2009—Went 0-2 with a 5.35 ERA in 14 games, four starts, with Advanced Rookie Missoula in his first season in the United States...allowed a .303 opponents batting average, including .231 against left-handed hitters compared to .328 against right-handers...held the opposition to a .207 average with runners in scoring position...began the season with four consecutive starts, going 0-0 with a 5.51 ERA...each of his final 10 appearances came in relief (0-2, 5.23 ERA)...made one postseason appearance for the Osprey (1.0 ip, 3 h, 3 r, 3 er, 1 so, 2 hr, 27.00 ERA).

2008—Made his professional debut with the Diamondbacks affiliate in the Dominican Summer League and was 1-2 with two saves and a 2.11 ERA in 13 games, including two starts...struck out 56 in 42.2 innings (11.81 per nine innings) and walked just seven for a strikeout-to-walk ratio of 8.00...allowed a .235 opponents batting average, including .221 against right-handed hitters...struck out 14 batters in 6.0 shutout innings for the win in his final appearance, a start on Aug. 23 at the Reds (1 h, 0 bb).

PERSONAL/MISCELLANEOUS

Eury De la Rosa.

LIFETIME PITCHING RECORD

Year	Club	W	L	ERA	G	GS	CG	SHO	SV	IP	H	R	ER	HR	HB	BB	IBB	SO	WP	BK
2008	DSL D'backs	1	2	2.11	13	2	0	0	2	42.2	38	18	10	2	3	7	0	56	5	0
2009	Missoula	0	2	5.35	14	4	0	0	0	37.0	47	28	22	5	3	16	0	32	3	1
2010	Yakima	1	1	1.00	27	0	0	0	9	45.0	23	10	5	0	8	14	0	56	1	0
2011	South Bend	1	0	1.36	39	0	0	0	10	53.0	36	11	8	3	5	13	1	51	5	1
	Visalia	0	0	0.00	1	0	0	0	0	1.0	1	0	0	0	0	1	0	1	0	0
	Reno	0	0	18.00	1	0	0	0	0	1.0	3	2	2	0	0	1	0	1	1	0
2012	Mobile	4	4	2.84	53	0	0	0	8	63.1	47	20	20	3	2	17	1	68	5	0
2013	Reno	3	5	5.26	44	0	0	0	0	49.2	52	33	29	6	2	27	2	49	2	1
	ARIZONA	0	1	7.36	19	0	0	0	0	14.2	13	13	12	5	0	5	0	16	1	0
2014	Reno	2	4	2.52	36	0	0	0	2	39.1	33	18	11	3	5	20	1	36	1	0
	ARIZONA	2	0	2.95	25	0	0	0	0	36.2	37	12	12	2	3	14	4	32	1	1
ML Totals		2	1	4.21	44	0	0	0	0	51.1	50	25	24	7	3	19	4	48	2	1

CAREER TRANSACTIONS

2008 — Signed by the Arizona Diamondbacks organization as a non-drafted free agent, June 27. **2014** — Traded to the Oakland Athletics for cash considerations, December 18.

ATHLETICS MOST ALL-STAR GAME SELECTIONS

- 9 Mark McGwire
- 6 Jim Hunter
- 6 Reggie Jackson
- 6 Rickey Henderson
- 5 Bert Campaneris
- 5 Bob Johnson
- 5 Jose Canseco

VS. THE AMERICAN LEAGUE

2014		CAREER												
ERA	W	L	S	G	IP	ER	vs. TEAM	ERA	W	L	S	G	IP	ER
—	0	0	0	0	0.0	0	Baltimore	0.00	0	0	0	1	1.0	0
0.00	0	0	0	1	3.0	0	Cleveland	0.00	0	0	0	1	3.0	0
0.00	1	0	0	2	3.2	0	Detroit	0.00	1	0	0	2	3.2	0
9.00	0	0	0	1	1.0	1	Kansas City	9.00	0	0	0	1	1.0	1
—	0	0	0	0	0.0	0	Toronto	27.00	0	0	0	1	1.0	3

VS. THE NATIONAL LEAGUE

2014		CAREER												
ERA	W	L	S	G	IP	ER	vs. TEAM	ERA	W	L	S	G	IP	ER
—	0	0	0	0	0.0	0	Arizona	—	0	0	0	0	0.0	0
4.50	0	0	0	1	2.0	1	Atlanta	4.50	0	0	0	1	2.0	1
9.00	1	0	0	1	1.0	1	Chicago	9.00	1	0	0	1	1.0	1
54.00	0	0	0	1	0.1	2	Cincinnati	10.80	0	1	0	3	1.2	2
22.50	0	0	0	2	2.0	5	Colorado	20.25	0	0	0	3	2.2	6
0.00	0	0	0	2	2.0	0	Los Angeles	7.36	0	0	0	4	3.2	3
0.00	0	0	0	2	3.0	0	Miami	0.00	0	0	0	2	3.0	0
—	0	0	0	0	0.0	0	Milwaukee	0.00	0	0	0	1	2.0	0
—	0	0	0	0	0.0	0	New York	0.00	0	0	0	1	0.1	0
0.00	0	0	0	1	2.1	0	Philadelphia	0.00	0	0	0	3	2.2	0
0.00	0	0	0	2	1.2	0	Pittsburgh	2.25	0	0	0	5	4.0	1
0.00	0	0	0	3	5.0	0	San Diego	4.32	0	0	0	6	8.1	4
0.00	0	0	0	4	4.2	0	San Francisco	0.00	0	0	0	6	5.1	0
0.00	0	0	0	1	1.0	0	St. Louis	0.00	0	0	0	1	1.0	0
4.50	0	0	0	1	4.0	2	Washington	4.50	0	0	0	1	4.0	2

MONTHLY BREAKDOWN

2014		CAREER												
ERA	W	L	S	G	IP	ER	by MONTH	ERA	W	L	S	G	IP	ER
3.18	2	0	0	8	11.1	4	July	2.63	2	0	0	10	13.2	4
1.98	0	0	0	8	13.2	3	August	1.61	0	1	0	20	22.1	4
3.86	0	0	0	9	11.2	5	September	9.39	0	0	0	14	15.1	16

PITCHING BREAKDOWN

2014		CAREER												
ERA	W	L	S	G	IP	ER	by CATEGORY	ERA	W	L	S	G	IP	ER
1.20	2	0	0	13	15.0	2	Home	2.28	2	0	0	21	23.2	6
4.15	0	0	0	12	21.2	10	Away	5.86	0	1	0	23	27.2	18
1.88	0	0	0	9	14.1	3	Day	1.42	0	1	0	15	19.0	3
3.63	2	0	0	16	22.1	9	Night	5.85	2	0	0	29	32.1	21
2.25	0	0	0	3	4.0	1	Pre-ASG	1.50	0	0	0	4	6.0	1
3.03	2	0	0	22	32.2	11	Post-ASG	4.57	2	1	0	40	45.1	23
—	0	0	0	0	0.0	0	Starter	—	0	0	0	0	0.0	0
2.95	2	0	0	25	36.2	12	Reliever	4.21	2	1	0	44	51.1	24

BALLPARK BREAKDOWN

	ERA	W	L	S	G	IP	ER
AT&T Park	0.00	0	0	0	3	3.1	0
Chase Field	2.28	2	0	0	21	23.2	6
Citizens Bank Park	0.00	0	0	0	3	2.2	0
Coors Field	20.25	0	0	0	3	2.2	6
Dodger Stadium	10.80	0	0	0	2	1.2	2
Great American	10.80	0	1	0	3	1.2	2
Marlins Park	0.00	0	0	0	1	2.0	0
Nationals Park	4.50	0	0	0	1	4.0	2
PETCO Park	15.43	0	0	0	2	2.1	4
PNC Park	3.86	0	0	0	3	2.1	1
Progressive Field	0.00	0	0	0	1	3.0	0
Turner Field	4.50	0	0	0	1	2.0	1

FIELDING STATISTICS

Pitcher							
Year	Pct.	G	PO	A	E	TC	DP
2013	.667	19	0	2	1	3	0
2014	1.000	25	0	6	0	6	1
Totals	.889	44	0	8	1	9	1

DE LA ROSA'S CAREER BESTS

Low Hit Complete Game: None
Innings Pitched: 4.0, August 19, 2014 at Washington
Strikeouts: 4 (three times), last: August 19, 2014 at Washington
Pitches: 65, August 19, 2014 at Washington
Longest Winning Streak: 2, July 18, 2014 to present
Longest Losing Streak: 1, August 22, 2013 at Cincinnati
Longest Scoreless Streak: 10.2, August 24 to September 16, 2014

**LEFT-HANDED PITCHER****Height/Weight:** 6-3 / 212**Bats/Throws:** Left / Left**Birthdate:** September 26, 1986**Opening Day Age:** 28**Birthplace/Resides:** Rapid City, South Dakota / Tabernacle, New Jersey**Major League Service:** 2 years, 122 days**Obtained:** Selected as a compensation pick following the first round (41st selection overall) of the 2007 First-Year Player Draft**Contract Status:** Second year of a five-year contract through 2018 with club options for 2019 and 2020**CAREER HIGHLIGHTS**

Was converted from first base to pitcher late in the 2011 season and was named to the American League All-Star Team in 2014...has a 2.97 ERA and .202 opponents batting average in 175 games in three seasons with the A's...set an Athletics record for saves by a left-handed pitcher in 2014 with 22...led the majors in fewest percentage of inherited runners scored in 2013 (6.3%)...made his Major League debut with Oakland in 2012 after just 17 professional games pitched...logged a 1.04 ERA in those 17 games, striking out 50 in 26.0 innings (17.3 per nine innings)...began his career as a hitter, batting .272 with 58 doubles, 30 home runs and 138 RBI in 233 games...appeared in just 29 games from 2009-11 due to knee problems...was named the A's 10th best prospect by *Baseball America* following the 2009 season...led the A's farm system in hits (153) and doubles (40) in 2008...played for the Arizona Fall League Champion Phoenix Desert Dogs in 2008.

2014 HIGHLIGHTS

Took over as the A's closer in May in just his third professional season as a pitcher and saved a team-leading 22 games...set an Athletics record for saves by a left-hander, breaking the previous mark of 17 set by Alan Embree in 2007...had three career saves entering the season...walked just eight batters in 62.2 innings and struck out 89...his strikeout-to-walk ratio of 11.13 was the highest among Major League relievers...based on a minimum of 60 innings pitched, it was second highest in Athletics history (Eckersley, 18.25 in 1990) and tied for sixth highest in the majors since 1900...averaged 1.15 walks per nine innings, which ranked third among American League relievers and fifth lowest in Athletics history among pitchers with 60 or more innings...averaged 12.78 strikeouts per nine innings, which was the best in Athletics history using the 60 inning minimum...had a career-high 89 strikeouts, which ranked ninth among AL relievers...led ML relievers with a .197 opponents on-base percentage...ranked seventh among AL relievers in opponents batting average (.169) and ninth in slugging percentage (.262)...the on-base percentage was second lowest in Oakland history by a reliever and the batting average ranked eighth...converted 22-of-26 (84.6%) save opportunities...ranked seventh in the AL in save percentage and 10th in saves...was 2-4 with a 2.73 ERA in 61 games...his opponents batting average included a .118 (9-for-76) mark against left-handed hitters compared to .195 (29-for-149) against right-handers...allowed all five of his home runs and issued all eight of his walks to righties...has not allowed a home run to a lefty since April 28, 2013 (Davis, BAL) and has not walked a lefty since Aug. 16, 2013 (Brantley, CLE)...yielded a .235 batting average with runners in scoring position but that dropped to .067 with RISP and two outs...opponents hit .080 with two strikes...first batters faced hit .153 with one walk (.164 on-base percentage)...had the second lowest first batter on-base percentage in the AL and fourth lowest by an A's reliever since 1974...ranked 10th in opponents batting average and tied for 10th in first batter strikeouts (22)...has a .186 (31-for-167) batting average and .217 (seven walks, one sacrifice) on-base percentage against first batters in his career...allowed 2-of-12 (16.7%) inherited runners to score and has allowed just 7-of-66 (10.6%) to score in his career...the career mark is the lowest in the majors since he made his debut in 2012...struck out 63 and walked two in 43.2 innings before the All-Star Break (31.50 so/bb ratio)...

MLB HIGHEST STRIKEOUT-TO-WALK RATIO

RATIO	PLAYER	SO	BB
18.25	Dennis Eckersley, 1990 (OAK)	73	4
12.83	Mariano Rivera, 2008 (NYY)	77	6
12.00	Edward Mujica, 2010 (SD)	72	6
11.63	Phil Hughes, 2014 (MIN)	186	16
11.22	Koji Uehara, 2013 (BOS)	101	9
11.13	Sean Doolittle, 2014 (OAK)	89	8
11.13	Rafael Betancourt, 2010 (COL)	89	8

(since 1900, min. 60 ip)

fanned 26 and issued six walks in 19.0 innings after the break (4.33 so/bb ratio)...had a 6.00 ERA in the eighth inning, a 2.29 ERA in the ninth inning or later...had a 1.72 ERA and .135 opponents batting average in 34 games in Oakland compared to a 4.15 ERA and .212 opponents average in 27 games on the road...now has a 2.32 ERA (26 er in 101.0 ip) in 96 career appearances in Oakland compared to 3.81 (33 er in 78.0 ip) in 79 games on the road...compiled a 1.29 ERA in 20 day games, a 3.46 ERA in 41 night games...stranded all seven of his inherited runners during day games and has allowed 1-of-19 to score in his career...converted each of his nine save opportunities and logged a 0.57 ERA in 16 games against AL East competition...is 10-for-10 in save chances against the East in his career...compiled a 1.00 ERA and did not walk a batter in seven interleague games (9.0 ip)...did not walk a batter in 16 outings on no days rest (15.2 ip)...the opponents number nine hitter was 1 for 24 (.042) off him...pitched at least one inning in 54 of his 61 appearances.

OAKLAND: Tossed a season-high 2.0 innings April 3 against Seattle, a mark he would match May 10 against Washington, June 10 at Los Angeles (AL) and Sept. 21 against Philadelphia...agreed to terms on a five-year contract through the 2018 season with club options for 2019 and 2020, April 18...was charged with two losses over a three-game stretch from April 21 to 26...allowed four runs on four hits and did not retire a batter on the 26th at Houston...the hits matched his career high...had a 6.17 ERA and .280 opponents batting average over his first 12 games through April 26...then did not allow a run over his next 24 games from April 29 through June 27...had a career-high 26.1-inning scoreless streak, which was fourth longest in Oakland history by a reliever...it was an A's season-high and third longest in the AL in 2014...struck out 42 batters during the streak, an average of 14.35 per nine innings...walked just one and allowed six hits for a .072 batting average and .082 on-base percentage...struck out a season-high four batters May 6 against Seattle...allowed his first inherited runner to score May 12 against Chicago (AL)...that snapped a streak where he had stranded 25 consecutive inherited runners dating back to June 22, 2013...nailed down his second save of the season that day against the White Sox, replacing Jim Johnson as the A's closer...converted each of his 10 save opportunities from May 12 to June 25...issued his first walk of the season May 20 at Tampa Bay (Hanigan)...it was his first walk since Aug. 31, 2013 against Tampa Bay, snapping a 30-game, 33.0-inning, 124-batter streak without a walk...the 33.0-inning streak was second longest in Oakland history (50.1, Dennis Eckersley, Aug. 17, 1989-June 12, 1990)...went another 16 games and 17.0 innings before issuing his second walk June 30 at Detroit...did not allow a run in 11 games and 12.1 innings in May...held the opposition to a .103 batting average, .122 on-base percentage and .128 slugging percentage...now has a 0.71 ERA (2 er in 25.1 ip) in 23 career appearances in May...allowed just one base runner over a 12-game stretch from June 1 to 27, a Collin Cowgill double June 10 at Los Angeles (AL)...opponents went 1-for-40 (.025) over that stretch...retired 24 consecutive hitters from June 10 to 28...pinch hit June 22 against Boston in the bottom of the 10th inning and grounded out to end the game...it was his first career at bat...became the first A's pitcher to pinch hit since Bob Welch on May 13, 1994 against Kansas City...struck out the side in the ninth inning June 25 at New York (NL) for his 11th save of the season...that began a streak of 22 consecutive games with a strikeout through Sept. 14, which was the second longest streak in Oakland history by a reliever (23, Keith Foulke from June 18 to Aug. 16, 2003)...struck out 33 in 21.1 innings during the streak (13.92 per nine innings)...was charged with the blown save in consecutive outings June 28 at Miami and June 30 at Detroit...allowed five runs on five hits and a walk in 1.1 innings in those two games...then converted each of his next 10 save opportunities from July 3 to Sept. 13...allowed just one run over that stretch (0.53 ERA) and held the opposition to a .150 batting average...was named to the AL All-Star team and entered the game on July 15 at Minnesota to start the eighth inning...struck out Castro, allowed a single to Freeman and fanned Rizzo before he was relieved by Rodney...had a 15.0-inning scoreless streak from July 13 to Sept. 14...walked just three batters and held the opposition to a .135 average...had a 0.96 ERA, .067 opponents batting average and .125 opponents on-base percentage in nine games in July...recorded his 18th save of the season Aug. 8 against Minnesota, breaking Alan Embree's Athletics record for saves by a left-handed pitcher (17 in 2007)...did not allow a run in seven games in August (6.2 ip) before going on the disabled list Aug. 24 with a strained right intercostal...was reinstated Sept. 12 and was 1-1 with two saves, a blown save and a 6.14 ERA over his final seven appearances...allowed a career-high five runs in 0.1 innings Sept. 17 against Texas for the blown save and loss...matched his season-high with four strikeouts Sept. 21 against Philadelphia...was charged with the blown save in the Wild Card game Sept. 30 at Kansas City when he allowed the game-tying sacrifice fly to Aoki in the bottom of the ninth...has pitched in eight of the A's 11 postseason games over the last three years and is 0-1 with three blown saves and a 4.00 ERA (4 er in 9.0 ip)...has 11 strikeouts, which is fifth most in Athletics postseason history by a reliever.

CAREER

2013—Went 5-5 with two saves and a 3.13 ERA in 70 relief appearances...allowed just 2-of-32 (6.3%) inherited runners to score, which was the lowest mark in the Majors Leagues...dating back to 1974, the first year inherited runner data is available, that is the lowest mark in Oakland history and the seventh best mark in the majors...stranded all 13 of his inherited runners at home...issued just 13 walks in 69.0 innings, an average of 1.70 walks per nine innings...that was the seventh lowest mark among American League relievers...struck out 60 and his strikeout-to-walk ratio of 4.62 was 10th best...had a .214 opponents batting average, including .188 against left-handed hitters compared to .227 against right-handers...first batters faced were 11-for-66 (.167) with four walks (.214 on-base percentage)...allowed two first batter doubles for a .197 slugging percentage, which was third lowest in the AL...was ninth in on-base percentage and tied for ninth in strikeouts (22)...compiled a 0.55 ERA and .109 opponents batting average in 14 games on no days rest compared to a 3.93 ERA and .244 opponents batting average in 56 outings on one day of rest or more...allowed a .138 average with runners in scoring position and two outs...held the opponents three and four hitters in the order to a combined .154 batting average...had a 2.52 ERA in 24 day games compared to 3.48 in 46 games at night...averaged 14.8 pitches per inning, which was eighth lowest among AL relievers...did not allow a run over his first six games and 5.2 innings, giving him a 9.2-inning scoreless streak dating back to 2012...issued two walks April 22 at Boston, the first time he walked more than one batter in an outing in his career...then had a 16-game, 17.0-inning, 64-batter streak before issuing his next walk June 1 against Chicago (AL), an intentional pass to Alex Rios in the seventh inning...retired 15 consecutive batters from April 28 to May 8...finished April with a 1.59 ERA and .128 opponents batting average in 12 appearances...then posted a 1.38 ERA, .156 opponents average and did not walk a batter in 12 games and 13.0 innings in May...had a 0.78 ERA and .117 opponents batting average over his first 23 games...then allowed two or more runs in four of his next five games from May 29 to June 8 (24.55 ERA, .565 opponents batting average)...followed that stretch by compiling a 1.46 ERA and .176 opponents average over his next 25 games from June 11 to Aug. 12...was charged with the blown save and loss June 20 at Texas when he allowed an inherited runner to score plus one of his own...did not allow any of his 19 inherited runners to score over his final 37 games...tossed 1.2 scoreless innings July 14 against Boston in his final outing before the All-Star Break...did not allow a run in his first 11 outings after the break for a 12.0-inning scoreless streak...allowed just four hits over that stretch from July 14 to Aug. 12 for a .105 opponents batting average...had a five-game stretch from Aug. 14 to 26 where he had a win, two losses, two blown saves, an 18.90 ERA and .588 opponents batting average...including Aug. 20 against Seattle when he faced four batters and allowed a career-high four hits...posted a 0.75 ERA in 10 outings in September...was credited with his first save of the season Sept. 7 against Houston when he tossed 1.1 scoreless innings...added a second four-out save Sept. 13 at Texas...had a loss and a blown save in four ALDS appearances against Detroit (4.1 ip, 3 h, 2 r, 2 er, 2 bb, 6 so)...the loss and blown save came in Game 4 at Detroit.

2012—Was converted to pitcher late in 2011 and had just one professional appearance on the mound entering the season...appeared in six games at Single-A Stockton, eight at Double-A Midland and two at Triple-A Sacramento before he was promoted to Oakland June 4...spent the rest of the season with the A's, posting a 2-1 record with a save and a 3.04 ERA in 44 appearances in his Major League debut...struck out 60 batters in just 47.1 innings, an average of 11.41 per nine innings...walked just 11 batters for a strikeout-to-walk ratio of 5.45...had more strikeouts than innings pitched in 23 of his 44 outings...allowed a .227 opponents batting average, including .195 against right-handed hitters compared to .286 against left-handers...yielded 10 of his 14 extra base hits to lefties for a .476 slugging percentage...righties slugged just .265...opponents batted .186 with the bases empty...allowed just 3 of 22 (13.6%) inherited runners to score, including only 1 of his last 19...first batters faced were 11-for-42 (.262) with two walks...posted a 2.19 ERA in 23 appearances in Oakland, 3.97 in 21 games on the road...had a 2.73 ERA in 31 night games, 3.77 in 13 day games...was recalled from Triple-A Sacramento June 4 and made

ATHLETICS BESTS (MIN. 60.0 IP)

STRIKEOUT-TO-WALK RATIO

18.25	Dennis Eckersley, 1990
11.13	Sean Doolittle, 2014
9.67	Dennis Eckersley, 1991
8.45	Dennis Eckersley, 1992
8.25	Jeff Samardzija, 2014

STRIKEOUTS PER NINE INN.

12.78	Sean Doolittle, 2014
11.67	Michael Wuerztz, 2009
10.75	Rich Harden, 2008
10.75	Dennis Eckersley, 1993
10.46	Dennis Eckersley, 1992

WALKS PER NINE INNINGS

0.49	Dennis Eckersley, 1990
0.56	Bill Fischer, 1962
0.97	Jeff Samardzija, 2014
1.07	Dennis Eckersley, 1991
1.15	Sean Doolittle, 2014

his Major League debut June 5 against Texas (1.1 ip, 3 so)...struck out the first three batters he faced...the last A's pitcher to strike out the first three batters he faced in his career was Blake Stein May 10, 1998 against Chicago...fanned one or more in each of his first nine outings through July 2...had 21 strikeouts in 12.2 innings over that career-opening stretch (14.92 per nine innings), including June 10 at Arizona when he struck out a career-high five in 2.0 innings...recorded his first ML win and blown save June 16 against San Diego...had a 13.1-inning scoreless streak from June 22 to July 21...tossed a career-high 2.1 innings July 2 against Boston and retired all seven batters that he faced...capped his scoreless streak by earning his first ML save July 21 against New York...had to survive Alex Rodriguez, Robinson Cano, Mark Teixeira and pinch hitter Andruw Jones to do it...the four Yankees had a combined 1,574 career home runs...after allowing a leadoff single to Rodriguez he struck out each of the next three batters to preserve the A's 2-1 win...posted a 1.04 ERA in 10 outings in August...allowed his first home run of the season Sept. 12 at Los Angeles, a solo shot by Pujols to lead off the bottom of the ninth...it snapped a career-opening 33-game, 36.0-inning, 149-batter homerless streak...was tagged with the first loss of his career Sept. 21 at New York after allowing a "walk-off" home run to Martin in the 10th inning...posted a 3.38 ERA in three ALDS appearances against Detroit, striking out five in 2.2 innings...allowed two unearned runs in the seventh inning of Game 2 for the blown save...combined to post a 0.72 ERA and .096 opponents batting average in 16 relief appearances with Stockton, Midland and Sacramento...struck out 48 in 25.0 innings, an average of 17.28 per nine innings...walked just seven for a strikeout to walk ratio of 6.86...did not allow a home run...allowed 2-of-6 (33.3%) inherited runners to score...his opponents batting average included a .085 mark against right-handed hitters compared to .125 against left-handers...opponents were 1-for-51 (.020) with the bases empty...allowed a .050 (1-for-20) batting average with four walks (.208 on-base percentage) to hitters leading off an inning...began the season at Stockton and had a 0.87 ERA in six games before he was promoted to Midland April 26...recorded his first professional save May 20 against Corpus Christi (2.0 ip, 1 h, 1 r, 1 bb, 4 so)...posted a 0.82 ERA in eight outings with the RockHounds...was promoted to Sacramento May 27 and did not allow a run in two appearances (3.2 ip).

2011—Missed nearly the entire season...was placed on Sacramento's disabled list April 7 as he continued to recover from surgery on a torn left patella...while on the disabled list, he began to work out as a pitcher...was both a pitcher and hitter in college at the University of Virginia...was reinstated from the disabled list Aug. 29 and transferred to the A's affiliate in the Arizona Rookie League...made his professional debut as a pitcher that day at the Giants affiliate (1.0 ip, 0 h, 1 r, 1 er, 1 bb, 2 so).

2010—Spent the entire season on the disabled list at Triple-A Sacramento as he recovered from knee surgery to repair a tear in his left patella tendon...was added to the 40-man roster Nov. 19.

2009—Appeared in just 28 games in his first season at Triple-A Sacramento because of knee problems...batted .267 with four home runs and 14 RBI...added 15 walks for a .364 on-base percentage...hit .333 against left-handed pitching and .317 at home...did not commit an error in 24 games in right field and three at third base...had a grand slam and five RBI April 18 at Tacoma...homered twice April 27 against Las Vegas...was placed on the disabled list May 9 with a strained right knee and missed the remainder of the season...was named the A's 10th best prospect by *Baseball America* following the season.

2008—Split his first full professional season between Single-A Stockton and Double-A Midland and batted a combined .286 with 40 doubles, three triples, 22 home runs and 91 RBI in 137 games...tied for ninth in all of minor league baseball with 65 extra base hits...led the A's farm system in hits (153) and doubles, ranked second in extra base hits and total bases (265), tied for second in runs (89), tied for third in RBI, tied for fourth in walks (63) and tied for fifth in home runs...had a .305 batting average in 86 games at Stockton, which ranked 10th in the California League...led the CL in intentional walks (7), ranked third in slugging percentage (.560) and at bats per home run ratio (18.56) and fifth in on-base percentage (.385)...appeared in 107 games at first base, 17 in right field and eight in left field...was named the Best Batting Prospect and Best Defensive First Baseman in the California League by *Baseball America*...had two two-homer games over a 10-game span April 10 at Modesto and April 19 against Rancho Cucamonga...named to the midseason California League All-Star Team and went 0 for 3 with a walk in a start at first base in the All-Star Game against the Carolina League June 24...was transferred to Midland July 10...played for the Arizona Fall League Champion Phoenix Desert Dogs following the season and hit .293 with eight home runs and 26 RBI in 32 games...tied for third in the AFL in home runs and was named to the AFL All-Prospects Team as an outfielder.

2007—Made his professional debut with Single-A Vancouver of the Northwest League and batted .283 with no home runs and four RBI in 13 games before he was transferred to Kane County of the Midwest League July 3...hit .233 in with four home runs and 29 RBI in 55 games with the Cougars and combined for a .243 batting average in 68 games overall...appeared exclusively at first base on defense (62 games)...went 3 for 5 with a double and two runs scored in his first game June 20 against Tri-Cities...hit his first professional home run July 13 at South Bend.

PERSONAL/MISCELLANEOUS

Sean Robert Doolittle was originally signed by A's scout Neil Avent...was drafted by the A's as a compensation pick for the loss of free agent Barry Zito...graduated from Shawnee (NJ) High School...attended the University of Virginia and left as the school's career RBI leader (167)...also compiled 21 wins as a pitcher, which is the best in Cavaliers history...named ACC Player of the Year as a sophomore in 2006 and also earned All-ACC honors in 2007...named recipient of the 2013 Dave Stewart Community Service Award...supports numerous local and national charities, including Freedom Alliance, an educational and charitable organization that supports and honors military service members and their families.

LIFETIME PITCHING RECORD

Year	Club	W	L	ERA	G	GS	CG	SHO	SV	IP	H	R	ER	HR	HB	BB	IBB	SO	WP	BK
2011	Arizona A's	0	0	9.00	1	0	0	0	0	1.0	0	1	1	0	0	1	0	2	0	0
2012	Stockton	0	0	0.87	6	0	0	0	0	10.1	5	2	1	0	2	2	0	21	0	0
	Midland	0	0	0.82	8	0	0	0	1	11.0	2	2	1	0	1	4	0	19	0	0
	Sacramento	0	0	0.00	2	0	0	0	0	3.2	1	0	0	0	0	1	0	8	0	0
	OAKLAND	2	1	3.04	44	0	0	0	1	47.1	40	18	16	3	0	11	1	60	0	0
2013	OAKLAND	5	5	3.13	70	0	0	0	2	69.0	53	24	24	4	2	13	1	60	2	0
2014	OAKLAND	2	4	2.73	61	0	0	0	22	62.2	38	19	19	5	0	8	1	89	0	0
ML Totals		9	10	2.97	175	0	0	0	25	179.0	131	61	59	12	2	32	3	209	2	0

LIFETIME PLAYING RECORD

Year	Club	AVG.	G	AB	R	H	2B	3B	HR	RBI	SH	SF	HP	BB	SO	SB	CS	SLG	OBP	E
2007	Vancouver	.283	13	46	6	13	3	0	0	4	0	0	2	9	10	0	0	.348	.421	1
	Kane County	.233	55	193	23	45	10	0	4	29	0	3	2	24	40	1	0	.347	.320	3
2008	Stockton	.305	86	334	64	102	25	3	18	61	0	4	0	46	99	7	3	.560	.385	4
	Midland	.254	51	201	25	51	15	0	4	30	0	1	0	17	54	1	1	.388	.311	7
2009	Sacramento	.267	28	105	17	28	5	1	4	14	0	0	1	15	23	0	1	.448	.364	0
2010	Sacramento	(Injured — Did not play)																		
2014	OAKLAND	.000	62	1	0	0	0	0	0	0	0	0	0	0	0	0	0	.000	.000	0
ML Totals		.000	62	1	0	0	0	0	0	0	0	0	0	0	0	0	0	.000	.000	-
Minor League Totals		.272	233	879	135	239	58	4	30	138	0	8	5	111	226	9	5	.449	.354	15

CAREER TRANSACTIONS

2004 — Selected by the Atlanta Braves organization in the 39th round of the First-Year Player Draft, did not sign. **2007** — Selected by the Oakland Athletics organization as a compensation pick following the 1st round of the First-Year Player Draft. **2014** — On the disabled list, August 24 to September 11.

WILD CARD RECORD

Year	Club/Opp.	W	L	ERA	G	GS	CG	SHO	SV	IP	H	R	ER	HR	HB	BB	IBB	SO	WP	BK
2014	OAK vs. KC	0	0	4.50	1	0	0	0	0	2.0	2	1	1	0	0	0	0	0	0	0

DIVISION SERIES RECORD

Year	Club/Opp.	W	L	ERA	G	GS	CG	SHO	SV	IP	H	R	ER	HR	HB	BB	IBB	SO	WP	BK
2012	OAK vs. DET	0	0	3.38	3	0	0	0	0	2.2	5	3	1	0	0	0	0	5	0	0
2013	OAK vs. DET	0	1	4.15	4	0	0	0	0	4.1	3	2	2	1	0	2	0	6	0	0
Totals		0	1	3.86	7	0	0	0	0	7.0	8	5	3	1	0	2	0	11	0	0

ALL-STAR GAME RECORD

Year	Club/Site	W	L	ERA	G	GS	CG	SHO	SV	IP	H	R	ER	HR	HB	BB	IBB	SO	WP	BK
2014	AL/Min.	0	0	0.00	1	0	0	0	0	0.2	1	0	0	0	0	0	0	2	0	0

VS. THE AMERICAN LEAGUE

2014		CAREER												
ERA	W	L	S	G	IP	ER	vs. TEAM	ERA	W	L	S	G	IP	ER
0.00	0	0	1	2	2.0	0	Baltimore	4.26	0	0	1	6	6.1	3
0.00	0	0	1	4	3.2	0	Boston	1.80	0	1	1	9	10.0	2
0.00	0	0	1	1	1.0	0	Chicago	8.44	0	1	1	5	5.1	5
0.00	0	0	0	3	3.0	0	Cleveland	1.42	1	0	0	7	6.1	1
27.00	0	1	0	2	1.1	4	Detroit	8.44	0	1	0	6	5.1	5
6.75	0	1	2	6	5.1	4	Houston	3.68	1	2	3	15	14.2	6
0.00	0	0	0	1	1.0	0	Kansas City	0.00	1	0	0	6	4.0	0
2.35	0	0	3	7	7.2	2	Los Angeles	2.37	0	0	3	19	19.0	5
6.75	0	0	1	2	1.1	1	Minnesota	2.70	1	0	1	6	6.2	2
0.00	0	0	2	3	3.0	0	New York	0.75	1	1	3	11	12.0	1
—	0	0	0	0	0.0	0	Oakland	—	0	0	0	0	0.0	0
0.00	0	0	3	9	11.1	0	Seattle	1.69	1	1	3	24	26.2	5
0.00	0	0	3	4	4.0	0	Tampa Bay	0.00	0	0	3	9	8.1	0
9.00	0	2	1	7	6.0	6	Texas	2.91	0	3	2	21	21.2	7
3.00	0	0	2	3	3.0	1	Toronto	6.23	0	0	2	10	8.2	6

VS. THE NATIONAL LEAGUE

2014		CAREER												
ERA	W	L	S	G	IP	ER	vs. TEAM	ERA	W	L	S	G	IP	ER
—	0	0	0	0	0.0	0	Arizona	6.75	0	0	0	2	2.2	2
—	0	0	0	0	0.0	0	Atlanta	—	0	0	0	0	0.0	0
—	0	0	0	0	0.0	0	Chicago	9.00	0	0	0	1	1.0	1
—	0	0	0	0	0.0	0	Cincinnati	0.00	0	0	0	2	1.2	0
—	0	0	0	0	0.0	0	Colorado	0.00	0	0	0	1	1.0	0
—	0	0	0	0	0.0	0	Los Angeles	—	0	0	0	0	0.0	0
4.50	0	0	0	2	2.0	1	Miami	4.50	0	0	0	2	2.0	1
—	0	0	0	0	0.0	0	Milwaukee	INF	0	0	0	1	0.0	3
0.00	0	0	1	2	2.0	0	New York	0.00	0	0	1	2	2.0	0
0.00	1	0	1	2	3.0	0	Philadelphia	0.00	1	0	1	2	3.0	0
—	0	0	0	0	0.0	0	Pittsburgh	0.00	0	0	0	1	0.2	0
—	0	0	0	0	0.0	0	St. Louis	0.00	0	0	0	1	1.0	0
—	0	0	0	0	0.0	0	San Diego	18.00	1	0	0	1	1.0	2
—	0	0	0	0	0.0	0	San Francisco	3.00	0	0	0	4	6.0	2
0.00	1	0	0	1	2.0	0	Washington	0.00	1	0	0	1	2.0	0

MONTHLY BREAKDOWN

2014		CAREER												
ERA	W	L	S	G	IP	ER	by MONTH	ERA	W	L	S	G	IP	ER
0.00	0	0	0	1	1.0	0	March	0.00	0	0	0	1	1.0	0
6.17	0	2	1	12	11.2	8	April	3.91	1	2	1	24	23.0	10
0.00	1	0	3	11	12.1	0	May	0.71	3	0	3	23	25.1	2
3.14	0	1	7	14	14.1	5	June	4.38	1	3	7	35	37.0	18
0.96	0	0	5	9	9.1	1	July	2.81	0	1	6	31	32.0	10
0.00	0	0	4	7	6.2	0	August	2.92	1	2	4	28	24.2	8
6.14	1	1	2	7	7.1	5	September	3.00	3	2	4	30	33.0	11
—	0	0	0	0	0.0	0	October	0.00	0	0	0	3	3.0	0

PITCHING BREAKDOWN

2013		CAREER												
ERA	W	L	S	G	IP	ER	by CATEGORY	ERA	W	L	S	G	IP	ER
1.72	2	2	12	34	36.2	7	Home	2.32	8	5	14	96	101.0	26
4.15	0	2	10	27	26.0	12	Away	3.81	1	5	11	79	78.0	33
1.29	1	0	5	20	21.0	3	Day	2.39	4	2	6	57	60.1	16
3.46	1	4	17	41	41.2	16	Night	3.26	5	8	19	118	118.2	43
2.89	1	3	14	42	43.2	14	Pre-ASG	3.08	5	6	14	95	99.1	34
2.37	1	1	8	19	19.0	5	Post-ASG	2.82	4	4	11	80	79.2	25
—	0	0	0	0	0.0	0	Starter	—	0	0	0	0	0.0	0
2.73	2	4	22	61	62.2	19	Reliever	2.97	9	10	25	175	179.0	59

BALLPARK BREAKDOWN

	ERA	W	L	S	G	IP	ER
Angel Stadium of Anaheim	3.38	0	0	0	7	8.0	3
AT&T Park	13.50	0	0	0	1	1.1	2
Camden Yards	9.00	0	0	1	2	2.0	2
Chase Field	6.75	0	0	0	2	2.2	2
Citi Field	0.00	0	0	1	1	1.0	0
Comerica Park	13.50	0	1	0	4	3.1	5
Cools Field	0.00	0	0	0	1	1.0	0
Fenway Park	0.00	0	0	0	3	2.1	0
Globe Life Park in Arlington	0.87	0	1	1	9	10.1	1
Great American Ball Park	0.00	0	0	0	1	0.2	0
Kauffman Stadium	0.00	0	0	0	4	2.0	0
Marlins Park	4.50	0	0	0	2	2.0	3
Miller Park	INF	0	0	0	1	0.0	1
Minute Maid Park	6.00	0	1	1	7	6.0	4
O.co Coliseum	2.32	8	5	14	96	101.0	26
PNC Park	0.00	0	0	0	1	0.2	0
Progressive Field	0.00	0	0	0	3	2.2	0
Rogers Centre	13.50	0	0	0	3	2.2	4
Safeco Field	0.00	0	0	3	11	12.2	0
Target Field	5.40	0	0	0	3	3.1	2
Tropicana Field	0.00	0	0	2	4	3.1	0
U.S. Cellular Field	8.10	0	1	0	3	3.1	3
Yankee Stadium	1.35	1	1	2	6	6.2	1

FIELDING STATISTICS

Pitcher

Year	Pct.	G	PO	A	E	TC	DP
2012	.667	44	0	4	2	6	0
2013	1.000	70	1	6	0	7	0
2014	1.000	61	1	4	0	5	0
Totals	.889	175	2	14	2	18	0

DOOLITTLE'S CAREER BESTS

Low Hit Complete Game: None
Innings Pitched: 2.1, July 2, 2012 vs. Boston
Strikeouts: 5, June 10, 2012 at Arizona
Pitches: 38, June 28, 2012 at Texas
Longest Winning Streak: 4, September 30, 2012 to May 17, 2013
Longest Losing Streak: 4, June 8 to August 14, 2013
Longest Scoreless Streak: 26.1, April 29 to June 27, 2014

LEFT-HANDED PITCHER**Height/Weight:** 6-2 / 225**Bats/Throws:** Left / Left**Birthdate:** October 23, 1987**Opening Day Age:** 27**Birthplace/Resides:** Carabobo, Venezuela / Carabobo, Venezuela**Major League Service:** 3 years, 120 days**Obtained:** Acquired from the Toronto Blue Jays for cash considerations, July 31, 2015**Contract Status:** First year of a one-year contract through 2015.**CAREER HIGHLIGHTS**

Has appeared in the Major Leagues with Boston (2010-14) and Chicago (2014)...was Boston's youngest player to appear in a game in each of the 2010, 2011, and 2012 seasons...was a member of the 2013 Red Sox World Series championship club...is 28-23 with three saves and a 4.78 ERA in 102 games (73 starts) at the big league level...made his big league debut in 2010 with the Red Sox, going 2-2 with two saves and a 4.32 ERA in 12 games (three starts)...has the most wins ever for a Venezuelan-born Red Sox pitcher with 26...made four appearances during the 2013 postseason, going 1-0 with a 1.93 ERA...earned the victory in Game Four of the World Series vs. St. Louis...was named the 2010 Red Sox Minor League Pitcher of the Year after going 8-3 with a 2.81 ERA in 17 games (16 starts) between Double-A Portland and Triple-A Pawtucket...named the Portland Sea Dogs Pitcher of the Year in his first season at the Double-A level in 2009...went 8-6 with a 3.35 ERA...honored as the Red Sox Minor League Latin Program Pitcher of the Year after going 7-1 with a 0.97 ERA in 13 starts for the Venezuelan Summer League Red Sox in 2005.

2014 HIGHLIGHTS

Was acquired by the Cubs from Boston July 30 for a player to be named (Marco Hernandez) and made four starts for Chicago, going 2-1 with a 3.98 ERA...between the Red Sox and Cubs, was 4-5 with a 5.54 ERA in 21 games (14 starts)...right-handed hitters batted .257 against him...left-handed batters hit .333...posted a 2.55 ERA in five games (four starts) against NL Central opponents...the opposition batted .194 when facing him for the third time in a game...all told, walked 33 batters and struck out 51 in 79.2 major league innings...allowed 12 home runs...was placed on the 15-day disabled list with a right calf strain when he joined the Cubs, and combined to make three rehab starts between Triple-A Iowa and Double-A Tennessee...picked up the win in his Cubs debut after he was reinstated from the disabled list, Aug. 30 vs. St. Louis (game one)...allowed one run in 7.0 innings in Chicago's 5-1 victory...earned the win Sept. 13 at Pittsburgh, tossing 6.0-scoreless innings while scattering just four hits in Chicago's 6-4 victory...began the year with Boston and was 2-4 with a 5.12 ERA in nine starts before he landed on the 15-day disabled list with a left shoulder strain May 21...struck out a season-high seven hitters in 6.2 innings, April 19 vs. Baltimore...made three rehab appearances between Double-A Portland and Triple-A Pawtucket (2.63 ERA) before he was reinstated from the DL June 20...his final appearance with Boston was on July 28 vs. Toronto...pitched 0.2 innings out of the bullpen and allowed six runs...was traded to Chicago two days later.

CAREER

2013—Went 11-6 with a 4.32 ERA in 29 appearances (27 starts) for the World Series champion Red Sox...it marked his second double-digit win campaign in as many seasons as a full-time starter...struck out 139 hitters while walking 71 in 162.1 innings of work...surrendered 13 homers...set career-highs in innings pitched and quality starts (16), while matching his career-highs in wins and appearances (also 2012)...held an opponent without an extra-base hit six times, tied for the third-most such starts by an American League left-hander...averaged 7.71 strikeouts per 9.0 innings, good for 10th-most among Major League southpaws...posted a 3.87 ERA in his 27 starts and a 14.85 ERA in two relief outings...had a 3.84 ERA in 15 games (14 starts) at home compared to a 4.94 mark on the road...appeared in four games during the postseason, helping the Red Sox win the World Series...tossed 2.0-scoreless innings of relief in Game Four vs. St. Louis to earn the victory.

2012—Led the Red Sox with 167 strikeouts and tied for the team lead with 11 wins in his first full season at the Major League level...went 11-10 with a 4.86 ERA while making a career-high 29 starts...struck out 167 while walking 71 in 161.0 innings of work...averaged 9.34 strikeouts per nine innings, good for fourth-most among Major Leaguers with at least 160.0 innings pitched...that was the best-ever strikeout rate by a Red Sox pitcher under 25 years old in a season (min. 140.0 ip)...his 167 punch outs were the most by a Red Sox hurler in his age 24 season or younger since Roger Clemens fanned 256 batters in 1987...struck out a career-high 11 hitters, Sept. 23 vs. Baltimore...was the youngest Red Sox southpaw to punch out 11 in a game since Ken Brett (22 years old) did so, Sept. 19, 1967 vs. Washington...received 6.76 runs of support per nine innings, which was second-highest in the majors (min. 150.0 ip)...on May 1 vs. Oakland, he became the first Red Sox player with eight strikeouts in 4.0 innings or less since Tim Wakefield on June 1, 2003 at Toronto...was on Boston's 15-day disabled list from Aug. 10-25 with a right knee contusion.

2011—Began the season on the disabled list, making only 11 big league relief appearances during the campaign...had no record and a 6.10 ERA with the Red Sox...was on the 15-day DL from March 22 to April 8 with left forearm inflammation...was optioned to Triple-A Pawtucket April 17...recalled Sept. 1 and made eight relief appearances...did not allow a run in five of his last eight games...recorded his third-career save with a perfect 14th inning in the nightcap of a twinbill at New York (AL) Sept. 25...held righties to a .238 average and a .286 slugging percentage while with Boston...combined to go 3-5 with a 3.96 ERA in 20 games (18 starts) between Pawtucket, Double-A Portland and Single-A Lowell...spent the majority of the season at Pawtucket, going 2-5 with a 4.22 ERA and 61 strikeouts in 18 games (16 starts)...limited Triple-A foes to a .241 average, including a .212 mark against righties...following the season, was ranked as the No. 2 left-handed pitcher in Boston's farm system by *Baseball America*.

2010—Made his major league debut in his sixth season of professional ball...was named the Red Sox Minor League Pitcher of the Year after going 8-3 with a 2.81 ERA in 17 games (16 starts) between Triple-A Pawtucket and Double-A Portland...went 2-2 with two saves and a 4.32 ERA in 12 games (three starts) at the big league level...earned the victory in his ML debut June 18 vs. Los Angeles (NL)...allowed five runs (three earned) in 5.0 innings of work...became the first Red Sox pitcher to earn the victory in his ML debut since Michael Bowden (2008)...recorded the final two outs, Aug. 14 at Texas, to record his first career ML save...was shut down for the season Aug. 31 due to a strained upper left pectoral muscle...in the minors, he held opponents to two earned runs or less in 12 of his 16 starts...went 4-0 with a 2.51 ERA in eight starts with Portland before being promoted to Pawtucket...following the season, was ranked by *Baseball America* as the No. 8 prospect in the Red Sox farm system.

2009—Named the Portland Sea Dogs Pitcher of the Year in his first season at the Double-A level...went 8-6 with a 3.35 ERA in 26 starts...ranked second among Eastern League qualifiers and seventh in the Red Sox system in ERA...finished eighth in the league with a team-high 101 strikeouts and ranked fourth among starters with a 7.51 strikeouts per nine innings...placed on the disabled list June 16 (retro to June 13) with a calf strain...reinstated June 23...recorded his first-career complete game with a 7.0-inning shutout at New Britain July 22...posted a 1.74 ERA in four games (three starts) for Magallanes for the Venezuelan Winter League.

2008—Spent the majority of the season with Single-A Greenville before a late-season promotion to Single-A Lancaster...all told, went 13-9 with a 3.69 ERA and a career-high 138 strikeouts in 26 starts...combined to lead all Red Sox minor leaguers in strikeouts while his wins and 129.1 innings pitched ranked third...was one of four Greenville players selected to the South Atlantic League All-Star Game in Greensboro, N.C...added to the Red Sox 40-man roster Nov. 20.

2007—Split the season between Single-A Greenville and Short-A Lowell, going 4-10 with a 7.45 ERA in 19 starts...landed on Greenville's seven-day disabled list July 13-21 with an elbow strain...was 0-1 with an 18.00 ERA in his first two starts with Lowell before going 1-2 with a 3.60 ERA in his final six starts.

2006—In his first professional season in the United States, went 4-3 with a 2.92 ERA and 43 strikeouts in 13 starts between the Red Sox Gulf Coast Rookie League team and Short-A Lowell...led the Gulf Coast League with 11 starts and tied for fourth in innings pitched (53.2)...promoted to Lowell Aug. 28 before returning to pitch in the GCL playoffs, helping the Red Sox to the championship.

2005—Named the Red Sox Minor League Latin Program Pitcher of the Year after going 7-1 with a 0.97 ERA in 13 starts for the Venezuelan Summer League Red Sox.

PERSONAL/MISCELLANEOUS

Felix Antonio Doubront was originally signed by Red Sox scout Miguel Garcia...is married, Kimberly...has three children: Jean, Felix and Eliah

LIFETIME PITCHING RECORD

Year	Club	W	L	ERA	G	GS	CG	SHO	SV	IP	H	R	ER	HR	HB	BB	IBB	SO	WP	BK
2005	VSL Red Sox/Padres	7	1	0.97	13	13	0	0	0	64.2	32	11	7	0	6	29	1	58	1	2
2006	GCL Red Sox	2	3	2.52	11	*11	0	0	0	53.2	41	17	15	6	3	13	0	36	1	0
	Lowell	2	0	4.91	2	2	0	0	0	11.0	7	6	6	1	1	3	0	7	0	0
2007	Greenville	3	7	8.93	11	11	0	0	0	42.1	63	49	42	8	1	17	0	22	4	0
	Lowell	1	3	5.66	8	8	0	0	0	35.0	41	24	22	2	2	11	0	25	2	0
2008	Greenville	12	8	3.67	23	23	0	0	0	115.1	115	53	47	9	4	24	0	118	5	0
	Lancaster	1	1	3.86	3	3	0	0	0	14.0	15	6	6	1	0	4	0	20	0	0
2009	Portland	8	6	3.35	26	26	1	1	0	121.0	119	59	45	8	9	52	0	101	3	1
2010	Portland	4	0	2.51	8	8	0	0	0	43.0	39	13	12	0	2	17	0	38	1	2
	Pawtucket	4	3	3.16	9	8	0	0	0	37.0	36	13	13	1	4	16	0	34	2	1
	BOSTON	2	2	4.32	12	3	0	0	2	25.0	27	16	12	3	1	10	0	23	3	0
2011	BOSTON	0	0	6.10	11	0	0	0	1	10.1	12	7	7	1	0	8	0	6	0	0
	Pawtucket	2	5	4.22	18	16	0	0	0	70.1	65	37	33	10	2	26	0	61	1	0
	Portland	1	0	1.80	1	1	0	0	0	5.0	4	1	1	0	0	0	0	9	0	0
	Lowell	0	0	0.00	1	1	0	0	0	2.0	0	0	0	0	0	0	0	4	0	0
2012	BOSTON	11	10	4.86	29	29	0	0	0	161.0	162	95	87	24	5	71	0	167	5	0
2013	BOSTON	11	6	4.32	29	27	0	0	0	162.1	161	84	78	13	5	71	0	139	8	0
2014	BOSTON	2	4	6.07	17	10	0	0	0	59.1	69	45	40	10	2	26	0	43	4	0
	Portland	0	0	4.50	1	1	0	0	0	4.0	4	2	2	0	0	0	0	2	0	0
	Pawtucket	0	0	1.86	2	2	0	0	0	9.2	6	2	2	0	0	5	0	13	1	0
	Iowa	0	1	5.40	2	2	0	0	0	10.0	12	6	6	0	1	3	0	11	0	0
	Tennessee	0	1	6.23	1	1	0	0	0	4.1	5	4	3	0	0	3	0	5	1	0
	CHICAGO (NL)	2	1	3.98	4	4	0	0	0	20.1	22	9	9	2	0	7	0	8	1	1
AL Totals		26	22	4.82	98	69	0	0	3	418.0	431	247	224	51	13	186	0	378	20	0
NL Totals		2	1	3.98	4	4	0	0	0	20.1	22	9	9	2	0	7	0	8	1	1
ML Totals		28	23	4.78	102	73	0	0	3	438.1	453	256	233	53	13	193	0	386	21	1

CAREER TRANSACTIONS

2004 — Signed by the Boston Red Sox as a non-drafted free agent, July 12. **2011** — On the disabled list, March 22 to April 7. **2012** — On the disabled list, August 10 to 24. **2014** — On the disabled list, May 21 to June 19; included rehabilitation assignments to Portland, June 5 to 8, and Pawtucket, June 9 to 19. Traded to the Chicago Cubs for a player to be named later (infielder Marco Hernandez on December 15), July 30. On the disabled list, July 31 to August 29; included rehabilitation assignments to Iowa, August 12 to 22, and Tennessee, August 23 to 29. **2015** — Released, March 28; signed by the Toronto Blue Jays to a minor league contract, March 31. Traded to the Oakland Athletics for cash considerations, July 31.

LEAGUE CHAMPIONSHIP SERIES RECORD

Year	Club/Opp	W	L	ERA	G	GS	CG	SHO	SV	IP	H	R	ER	HR	HB	BB	IBB	SO	WP	BK
2013	BOS vs. DET	0	0	0.00	2	0	0	0	0	.2.1	1	0	0	0	1	2	0	1	0	0

WORLD SERIES RECORD

Year	Club/Opp	W	L	ERA	G	GS	CG	SHO	SV	IP	H	R	ER	HR	HB	BB	IBB	SO	WP	BK
2013	BOS vs. STL	1	0	1.93	2	0	0	0	0	4.2	2	1	1	0	0	1	1	3	0	0

VS. THE AMERICAN LEAGUE

2014		CAREER												
ERA	W	L	S	G	IP	ER	vs. TEAM	ERA	W	L	S	G	IP	ER
3.75	1	0	0	2	12.0	5	Baltimore	4.34	2	2	0	11	47.2	23
—	0	0	0	0	0.0	0	Boston	—	0	0	0	0	0.0	0
—	0	0	0	0	0.0	0	Cleveland	3.80	2	1	0	4	21.1	9
0.00	0	0	0	1	2.0	0	Chicago	3.80	2	1	0	5	23.2	10
—	0	0	0	0	0.0	0	Detroit	3.27	1	0	0	2	11.0	4
—	0	0	0	0	0.0	0	Houston	4.05	1	0	0	1	6.2	3
—	0	0	0	0	0.0	0	Kansas City	5.87	1	0	0	3	15.1	10
—	0	0	0	0	0.0	0	Los Angeles	3.29	1	1	0	3	13.2	5
1.42	1	0	0	1	6.1	1	Minnesota	6.48	1	0	0	3	16.2	12
5.79	0	2	0	2	9.1	6	New York	4.42	3	4	1	14	59.0	29
5.79	0	0	0	1	4.2	3	Oakland	7.85	1	2	0	4	18.1	16
0.00	0	0	0	1	2.0	0	Seattle	1.23	1	0	0	4	14.2	2
4.50	0	0	0	1	6.0	3	Tampa Bay	3.38	2	3	0	12	56.0	21
16.88	0	1	0	1	2.2	5	Texas	12.23	0	4	1	7	17.2	24
15.26	0	1	0	5	7.2	13	Toronto	6.15	3	3	1	17	52.2	36

VS. THE NATIONAL LEAGUE

2014		CAREER												
ERA	W	L	S	G	IP	ER	vs. TEAM	ERA	W	L	S	G	IP	ER
—	0	0	0	0	0.0	0	Arizona	0.00	1	0	0	1	7.0	0
20.25	0	0	0	1	1.1	3	Chicago	20.25	0	0	0	1	1.1	3
1.69	0	0	0	1	5.1	1	Cincinnati	1.69	0	0	0	1	5.1	1
23.14	0	0	0	1	2.1	6	Los Angeles	11.05	1	0	0	2	7.1	9
—	0	0	0	0	0.0	0	Miami	4.15	2	0	0	2	13.0	6
1.64	1	1	0	2	11.0	2	Pittsburgh	1.64	1	1	0	2	11.0	2
—	0	0	0	0	0.0	0	San Francisco	1.13	1	0	0	1	8.0	1
1.29	1	0	0	1	7.0	1	St. Louis	1.29	1	0	0	1	7.0	1
—	0	0	0	0	0.0	0	Washington	13.50	0	1	0	1	4.0	6

MONTHLY BREAKDOWN

2014		CAREER												
ERA	W	L	S	G	IP	ER	by MONTH	ERA	W	L	S	G	IP	ER
6.00	1	3	0	5	24.0	16	April	4.88	5	3	0	16	72.0	39
4.15	1	1	0	4	21.2	10	May	4.63	5	5	0	15	81.2	42
4.05	0	0	0	2	6.2	3	June	4.21	5	3	0	14	77.0	36
14.14	0	0	0	6	7.0	11	July	4.21	5	5	0	18	77.0	36
1.29	1	0	0	1	7.0	1	August	4.60	5	2	2	18	60.2	31
5.40	1	1	0	3	13.1	8	September	6.30	3	5	1	21	70.0	49

PITCHING BREAKDOWN

2014		CAREER												
ERA	W	L	S	G	IP	ER	by CATEGORY	ERA	W	L	S	G	IP	ER
8.38	0	4	0	11	38.2	36	Home	5.18	12	14	1	53	233.0	134
2.85	4	1	0	10	41.0	13	Away	4.34	16	9	2	49	205.1	99
4.50	1	1	0	5	22.0	11	Day	3.99	6	2	1	28	119.2	53
5.93	3	4	0	16	57.2	38	Night	5.08	22	21	2	74	318.2	180
5.17	2	4	0	13	55.2	32	Pre-ASG	4.40	18	12	0	52	264.0	129
6.38	2	1	0	8	24.0	17	Post-ASG	5.37	10	11	3	50	174.1	104
4.84	4	5	0	14	70.2	38	Starter	4.45	27	23	0	73	402.2	199
11.00	0	0	0	7	9.0	11	Reliever	8.58	1	0	3	29	35.2	34

BALLPARK BREAKDOWN

	ERA	W	L	S	G	IP	ER
Angel Stadium	2.70	1	0	0	1	6.2	2
AT&T Park	1.13	1	0	0	1	8.0	1
Busch Stadium	1.29	1	0	0	1	7.0	1
Camden Yards	6.39	1	2	0	6	25.1	18
Comerica Park	3.60	0	0	0	1	5.0	2
Fenway Park	5.03	12	13	1	51	225.2	126
Globe Life Park	12.60	0	2	1	4	10.0	14
Kauffman Stadium	5.23	1	0	0	2	10.1	6
Marlins Park	2.57	1	0	0	1	7.0	2
O.co Coliseum	9.39	0	1	0	2	7.2	8
PNC Park	0.00	1	0	0	1	6.0	0
Progressive Field	5.79	1	1	0	2	9.1	6
Rogers Centre	4.64	2	0	0	8	21.1	11
Safeco Field	1.35	1	0	0	3	13.1	2
Target Field	1.42	1	0	0	1	6.1	1
Tropicana Field	3.20	2	1	0	7	25.1	9
U.S. Cellular Field	3.75	1	1	0	2	12.0	5
Wrigley Field	9.82	0	1	0	2	7.1	8
Yankee Stadium	4.01	1	1	1	6	24.2	11

FIELDING STATISTICS

Pitcher							
Year	Pct.	G	PO	A	E	TC	DP
2010	.500	12	2	1	3	6	0
2011	1.000	11	0	2	0	2	0
2012	.960	29	7	17	1	25	2
2013	.958	29	5	18	1	24	1
2014	.933	21	5	9	1	15	1
Totals	.917	102	19	47	6	72	4

DOUBRONT' CAREER BESTS

Low Hit Complete Game: None
Innings Pitched: 8.0 (twice), last: August 21, 2013 at San Francisco. As reliever: 5.1, May 8, 2013 vs. Minnesota
Strikeouts: 11, September 23, 2012 vs. Baltimore. As reliever: 4, May 8, 2013 vs. Minnesota
Pitches: 114, August 21, 2013 at San Francisco
Longest Winning Streak: 4, August 21, 2013 to April 3, 2014
Longest Losing Streak: 5, July 23 to September 13, 2012
Longest Scoreless Streak: 11.0, August 4 to 10, 2013

DOUBRONT'S 2014 STARTS

Date	Opponent	Score	Dec	ERA*	IP	H	R	ER	BB	SO	HR	#PIT
April 3	at Baltimore	4-3	W	5.06	5.1	6	3	3	1	4	0	76
April 8	Texas	7-10	L	9.00	2.2	6	5	5	3	2	1	59
April 13	at New York (AL)	2-3	L	6.75	6.2	7	3	3	3	2	1	101
April 19	Baltimore	4-2	-	5.48	6.2	5	2	2	2	7	0	107
April 24	New York (AL)	5-14	L	6.00	2.2	6	7	3	2	1	1	73
May 1	Tampa Bay	5-6	-	5.70	6.0	5	4	3	1	5	2	106
May 6	Cincinnati	4-3	-	5.09	5.1	5	1	1	3	3	0	97
May 14	at Minnesota	9-4	W	4.54	6.1	7	1	1	1	5	0	104
May 20	Toronto	4-7	L	5.12	4.0	5	5	5	3	2	2	65
June 20	at Oakland	3-4	-	5.19	4.2	2	3	3	4	4	1	90
Aug. 30	at St. Louis	5-1	W	5.56	7.0	7	1	1	1	4	0	89
Sept. 6	Pittsburgh	0-5	L	5.43	5.0	5	2	2	2	1	0	81
Sept. 13	at Pittsburgh	6-4	W	5.00	6.0	4	0	0	1	1	0	84
Sept. 20	Los Angeles (NL)	8-7	-	5.54	2.1	6	6	6	3	2	2	58

*indicates overall ERA

**FIRST BASEMAN****Height/Weight:** 6-8 / 250**Bats/Throws:** Right / Right**Birthdate:** December 31, 1986**Opening Day Age:** 28**Birthplace/Resides:** Washington, D.C. / Scottsdale, Arizona**Major League Service:** 1 year, 81 days**Obtained:** Claimed off waivers from Houston, March 23, 2013**Contract Status:** First year of a one-year contract through 2015**CAREER HIGHLIGHTS**

Has a .256 batting average with nine home runs and 39 RBI in 116 games over the last two seasons with Oakland...was claimed off waivers by the A's prior to the 2013 season from Houston, who drafted him in the Rule 5 Draft from San Diego following the 2012 season...spent the entire 2013 season with the A's and batted .274 with four home runs and 24 RBI in 80 games in his Major League debut...hit .294 with 131 doubles, 71 home runs and 368 RBI in 483 games over four seasons in the San Diego farm system from 2009-13...earned Texas League Postseason All-Star honors at Double-A San Antonio in 2012 after leading the league in hits (154), RBI (105) and games played (137)...was a California League Postseason All-Star in 2011 with Lake Elsinore.

2014 HIGHLIGHTS

Spent most of the season at Triple-A Sacramento where he batted .284 with 15 home runs and 74 RBI in 80 games...also hit .218 with five home runs and 15 RBI in 36 games over three stints with Oakland...10 of his 19 hits with the A's were for extra bases (five doubles, five home runs)...his five home runs topped his four in 80 games from his rookie season of 2013 and he slugged .448 compared to .389 in 2013...however, his batting average dropped off from .274 and he committed three errors in 33 games at first base (.986 fielding percentage) compared to one in 59 games in 2013 (.997 fielding percentage)...batted .224 (15-for-67) with all five of his home runs and 13 of his 15 RBI against left-handed pitching compared to .200 (4-for-20) against right-handers...had nine of his 10 extra base hits against lefties and slugged .507 against lefties, .250 against righties...has hit all nine of his career home runs off lefties...has a .278 (60-for-216) career average and a .468 slugging percentage off lefties, .180 (11-for-61) with a .197 slugging percentage off righties...21 of his 24 starts in 2014 and 69 of 74 in his career have come against southpaws...hit four of his five home runs on the road but batted just .184 away from Oakland...has a .198 (24-for-121) career average on the road compared to .301 (47-for-156) in Oakland...had a .170 batting average with one home run and three RBI against a pitcher the first time he faced him in a game, .275 with four home runs and 12 RBI after that...batted .281 with zero or one out, .043 with two outs...his career numbers are .306 with zero or one out, .143 with two outs...hit .389 with four home runs and eight RBI in six interleague games compared to .174 with one home run and seven RBI in 30 games against the American League...appeared exclusively at first base on defense...went 2-for-7 (.286) with a strikeout as a pinch hitter...started games in the fifth through eighth spot in the order...was recalled for the first time June 29 and went 7-for-33 (.212) with a home run and six RBI in 14 games, including eight starts at first base, during his first stint...was optioned to Sacramento July 27 but returned Aug. 3 when Nick Punto went on the disabled list...went 6-for-21 (.286) with three home runs and six RBI in eight games, including seven starts at first base, during his second stint...committed his first error of the season Aug. 15 at Atlanta, snapping a 61-game errorless streak dating back to his last error on May 9, 2013...it was the seventh longest errorless streak by a first baseman in Oakland history...homed in that game and then had his first career two-homer game Aug. 17 at Atlanta...was optioned to Single-A Beloit Aug. 27 but returned to Oakland Sept. 2 when the Snappers season ended...went 6-for-33 (.182) with a home run and three RBI in 14 games in September, including nine starts at first base.

MINORS: Despite his limited time at Sacramento, he led the River Cats in home runs (15) and ranked second in doubles (22) and RBI (74)...also went 4-for-9 (.444) with a home run and two RBI in two games in Single-A Beloit in late August...combined for a .288 batting average, 16 home runs and 76 RBI in 82 minor league games overall...added 40 walks and was hit by a pitch seven times for a .373 on-base percentage...had a .521 slugging percentage...the batting average matched the lowest in his five

minor league seasons (2011) but the on-base percentage and slugging percentage were career highs... ranked second in the A's farm system in slugging, fifth in batting, sixth in on-base percentage, tied for sixth in home runs and seventh in RBI...hit .309 (72-for-233) with 13 of his 16 home runs against right-handed pitching compared to .233 (20-for-86) against left-handers...batted .309 with nine home runs with runners on base...was 8-for-19 (.421) with two doubles, two home runs and 25 RBI with the bases loaded...appeared exclusively at first base on defense...committed two errors in 477 chances in 52 games for a .996 fielding percentage...also hit .252 with four home runs and 22 RBI in 30 games at designated hitter, all with Sacramento...batted fourth in all 82 of his games...hit his first of two grand slams and had a season-high four RBI April 11 against Salt Lake...finished April with a .204 batting average, one home run and 15 RBI in 23 games...then combined to hit .310 with 13 home runs and 54 RBI in 53 games in May and June...had season highs in hits (3), doubles (2) and RBI (4) May 1 against Tacoma...connected for his first of two two-homer games May 8 at Albuquerque...had two sacrifice flies May 10 against Salt Lake and May 29 against Albuquerque...hit safely in 16 consecutive road games from May 25 to June 23 (23-for-63, .365)...drove in two runs in four consecutive games from May 28 to 31...had a season-high 10-game hitting streak from May 30 to June 9 (17-for-39, .436)...finished May with a .316 average, seven home runs and 35 RBI in 30 games...led all of the minor leagues in RBI in May...then hit .302 with six home runs and 19 RBI in 23 games in June...added 19 walks for a .429 on-base percentage...belted his second grand slam of the season June 13 against Iowa...had his second two-homer game of the season June 23 at New Orleans...was batting .277 with 14 home runs and 69 RBI in 76 games when he was promoted to Oakland June 29...was leading the Pacific Coast League in RBI and was tied for seventh in home runs at the time he joined the A's...was optioned back to Sacramento July 27 and went 6-for-14 (.429) with a home run and five RBI in a four-game series against Albuquerque before returning to Oakland Aug. 3...was assigned to Single-A Beloit following his Aug. 27 option so he could return to Oakland when rosters expanded Sept. 1...matched his season high with three hits Aug. 30 against Wisconsin.

CAREER

2013—Was claimed off waivers from Houston March 23 after being selected by the Astros in the Rule 5 draft from San Diego in Dec., 2012...spent the entire season with the A's and batted .274 with four home runs and 24 RBI in 80 games in his Major League debut...was used mostly against left-handed pitching as he made 48 of his 50 starts against southpaws...batted .304 with all 13 of his extra base hits, 22 of his 24 RBI and 11 of his 14 walks against left-handers...was just 7-for-42 (.167) against right-handed pitchers...hit .148 in 13 games in April, .315 over a 48-game stretch from May 1 to Aug. 15 and .222 over his final 19 games...had a .327 batting average with three of his four home runs and 17 of his 24 RBI in 44 games in Oakland compared to .205 in 36 games on the road...batted .310 with all four of his home runs and 16 of his 24 RBI in 35 games against the American League West, .245 in 45 games against everyone else...started 42 games at first base and committed just one error in 59 games overall at first for a .997 fielding percentage...also started eight games at designated hitter and hit .241 in 13 games overall as the DH...made the most pinch hitting appearances on the A's, going 4-for-21 (.190) with a double, three RBI and a hit by pitch...made his most starts batting fifth in the order (26), where he hit .310 in 31 games overall...started at least one game in every spot in the order from five through nine...made his Major League debut with a start at first base April 3 against Seattle and had a RBI single off Joe Saunders in the second inning for his first ML hit and RBI...added another single in the fourth inning for his first multiple hit game...started against Brad Peacock April 5 at Houston and went 0-for-5...it was one of just two starts that he made in a game started by a right-handed pitcher all year (also June 12 vs. New York-AL, Phil Hughes)...hit his first ML home run April 22 against Houston, a three-run shot off Erik Bedard in the first inning...hit three of his four home runs against Houston...hit .351 with three doubles, one home run and nine RBI in 14 games in May and was named American League Rookie of the Month...had his first career three-hit game May 3 at New York (AL)...his second came June 11 against the Yankees and the starting pitcher in both games was CC Sabathia...went 5-for-6 (.833) against Sabathia in 2013...went 14-for-38 (.368) with a home run and eight RBI over a 14-game stretch from May 26 to June 11 to lift his average to .284...then went 7-for-34 (.206) over his final 13 games before the All-Star Break...had his first career "walk-off" hit June 13 against New York, a RBI single in the bottom of the 18th inning off Mariano Rivera for a 3-2 A's win...had a career-high 0-for-13 streak from July 4-13...went 4-for-4 with a double, home run and four RBI Aug. 15 against Houston, establishing career highs in hits and RBI...became the first A's rookie with four hits and four RBI in a game since Ben Grieve on June 26, 1998...the home run snapped a career-high 36-game homerless streak...walked in the first inning Aug. 18 against Cleveland, his first walk since June 1 against Chicago

(AL)...that snapped a streak of 33 consecutive games without a walk, which was the longest streak by an Athletic since Scott Brosius had a 36-game streak from Aug. 23, 1991-Aug. 25, 1992...finished August with a .346 batting average in 14 games...was not on the postseason roster for the ALDS against Detroit.

2012—Spent the entire season with Double-A San Antonio of the Padres organization, posting a .298 average with 31 doubles, 24 home runs and 105 RBI in 137 games...earned Texas League Midseason and Postseason All-Star honors...hit .336 with runners in scoring position...led the Texas League in hits (154), RBI and games played...also ranked second in extra-base hits (56) and total bases (259), third in home runs, fourth in doubles, fifth in slugging (.502), sixth in runs (80) and seventh in batting average...hit .266 (21-for-79) with five doubles, one home run, 14 RBI and a .359 on-base percentage in 21 games for the Peoria Javelinas of the Arizona Fall League...was selected by the Astros in the second round of the Major League portion of the 2012 Rule 5 draft on Dec. 6.

2011—Played in 138 games with Single-A Lake Elsinore, hitting .288 with 35 doubles, four triples, 22 home runs and 111 RBI...was named to the California League Postseason All-Star team...led the CL in games played, ranked third in RBI, fourth in total bases (267), tied for fourth in extra base hits (61), and tied for sixth in hits (158) and homers.

2010—Hit .294 with 43 doubles, 14 home runs and 84 RBI in 136 games with Single-A Fort Wayne...was a 2010 Midwest League Midseason All-Star...led the league in games played and ranked tied for first in doubles, fourth in hits and RBI, fifth in extra base hits (57) and tied for sixth in total bases (239).

2009—Batted .294 with 22 doubles, 11 home runs and 68 RBI in 72 games with Short Season Single-A Eugene...received Northwest League Player of the Week honors Aug. 24...led the league in extra base hits (33), total bases (140) and RBI...ranked tied for first in the league in games played, second in doubles and homers, and tied for fourth in hits.

PERSONAL/MISCELLANEOUS

Nathan S. Freiman was originally signed by San Diego scout Adam Bourassa...graduated from Wellesley High School (MA) in 2005 where he was a two-way player...was ranked by Perfect Game USA as the top High School prospect in Massachusetts in 2005...attended Duke University from 2006-2009, where he played first base and catcher for the Blue Devils while graduating with a degree in history...is the only player in school history to receive the ACC Baseball Scholar-Athlete of the Year award (2009)...his 43 career home runs at Duke are the most in school history, while his .616 career slugging percentage is also a school record...his wife, Amanda, is a professional golfer...the couple has a son, William...while at Duke University, she was a three-time National Player of the Year and won the U.S. Women's Amateur title in 2008...participated in the 2013 World Baseball Classic Qualifiers as a member of Team Israel...hit .417 (5-for-12) with four home runs and seven RBI in three games from Sept. 19-23...Israel was eliminated by Spain, 9-6, in the Jupiter Pool Finals.

LIFETIME PLAYING RECORD

Year	Club	AVG.	G	AB	R	H	2B	3B	HR	RBI	SH	SF	HP	BB	SO	SB	CS	SLG	OBP	E
2009	Eugene	.294	72	289	36	85	22	0	11	68	0	2	3	30	55	2	0	.484	.364	4
2010	Fort Wayne	.294	136	523	83	154	43	0	14	84	0	6	7	58	117	0	0	.457	.369	9
2011	Lake Elsinore	.288	138	548	81	158	35	4	22	111	0	9	11	50	93	6	1	.487	.354	16
2012	San Antonio	.298	137	516	80	154	31	1	24	105	0	4	12	49	95	0	2	.502	.370	4
2013	OAKLAND	.274	80	190	10	52	8	1	4	24	0	2	2	14	31	0	0	.389	.327	1
2014	Sacramento	.284	80	310	48	88	22	1	15	74	0	7	7	40	73	0	0	.506	.371	2
	OAKLAND	.218	36	87	12	19	5	0	5	15	0	0	1	5	23	0	0	.448	.269	3
	Beloit	.444	2	9	2	4	2	0	1	2	0	0	0	0	4	0	0	1.000	.444	0
ML Totals		.256	116	277	22	71	13	1	9	39	0	2	3	19	54	0	0	.408	.309	4

CAREER TRANSACTIONS

2008 — Selected by the Texas Rangers organization in the 28th round of the First-Year Player Draft; did not sign. **2009** — Selected by the San Diego Padres organization in the 8th round of the First-Year Player Draft. **2012** — Selected by the Houston Astros in the Major League portion of the Rule 5 Draft, December 6. **2013** — Claimed off waivers by the Oakland A's, March 23.

WILD CARD RECORD

Year	Club/Opp.	AVG.	G	AB	R	H	2B	3B	HR	RBI	SH	SF	HP	BB	SO	SB	CS	SLG	OBP	E
2014	OAK vs. KC	.000	1	1	0	0	0	0	0	0	0	0	0	0	0	0	0	.000	.000	0

VS. THE AMERICAN LEAGUE

2014		CAREER									
AVG.	AB	H	HR	RBI	vs. TEAM	AVG.	AB	H	HR	RBI	
.500	2	1	0	0	Baltimore	.286	7	2	0	0	
—	0	0	0	0	Boston	.111	9	1	0	0	
.091	11	1	0	0	Chicago	.207	29	6	0	1	
—	0	0	0	0	Cleveland	.000	5	0	0	0	
.000	3	0	0	0	Detroit	.143	7	1	0	0	
.200	15	3	1	3	Houston	.348	46	16	4	14	
.000	3	0	0	0	Kansas City	.000	3	0	0	0	
.167	6	1	0	1	Los Angeles	.160	25	4	0	2	
.000	1	0	0	0	Minnesota	.000	3	0	0	0	
—	0	0	0	0	New York	.471	17	8	0	1	
—	0	0	0	0	Oakland	—	0	0	0	0	
.143	7	1	0	0	Seattle	.217	23	5	1	3	
.333	3	1	0	1	Tampa Bay	.143	7	1	0	1	
.000	6	0	0	0	Texas	.250	24	6	0	1	
.333	12	4	0	2	Toronto	.250	24	6	0	3	

VS. THE NATIONAL LEAGUE

2014		CAREER									
AVG.	AB	H	HR	RBI	by MONTH	AVG.	AB	H	HR	RBI	
.429	7	3	3	4	Atlanta	.429	7	3	3	4	
—	0	0	0	0	Chicago	.500	6	3	0	0	
—	0	0	0	0	Cincinnati	.500	2	1	0	1	
.250	4	1	1	3	Miami	.250	4	1	1	3	
—	0	0	0	0	Milwaukee	.000	2	0	0	0	
1.000	2	2	0	0	Philadelphia	1.000	2	2	0	0	
—	0	0	0	0	Pittsburgh	.000	8	0	0	0	
—	0	0	0	0	St. Louis	.000	1	0	0	0	
.200	5	1	0	1	San Francisco	.313	16	5	0	5	

MONTHLY BREAKDOWN

2014		CAREER									
AVG.	AB	H	HR	RBI	by MONTH	AVG.	AB	H	HR	RBI	
—	0	0	0	0	April	.148	27	4	1	5	
—	0	0	0	0	May	.351	37	13	1	9	
.250	4	1	1	3	June	.286	42	12	1	6	
.207	29	6	0	3	July	.227	66	15	0	3	
.286	21	6	3	6	August	.319	47	15	5	12	
.182	33	6	1	3	September	.207	58	12	1	4	

BATTING BREAKDOWN

2014		CAREER									
AVG.	AB	H	HR	RBI	by CATEGORY	AVG.	AB	H	HR	RBI	
.245	49	12	1	7	Home	.301	156	47	4	24	
.184	38	7	4	8	Away	.198	121	24	5	15	
.240	25	6	2	6	Day	.257	105	27	4	19	
.210	62	13	3	9	Night	.256	172	44	5	20	
.231	26	6	1	6	Pre-ASG	.257	148	38	3	23	
.213	61	13	4	9	Post-ASG	.256	129	33	6	16	
.224	67	15	5	13	vs. LHP	.279	215	60	9	35	
.200	20	4	0	2	vs. RHP	.177	62	11	0	4	
.217	23	5	2	8	RISP	.254	71	18	3	27	
—	0	0	0	1	Bases Loaded	.300	10	3	0	5	
.286	7	2	0	0	Pinch Hitter	.214	28	6	0	3	
.333	3	1	0	0	Designated Hitter	.250	32	8	1	5	

BALLPARK BREAKDOWN

	AVG.	AB	H	HR	RBI
Angel Stadium	.167	6	1	0	0
AT&T Park	.333	6	2	0	3
Camden Yards	.000	1	0	0	0
Comerica Park	.200	5	1	0	0
Fenway Park	.000	3	0	0	0
Globe Life Park	.143	7	1	0	0
Great American Ballpark	.000	1	0	0	0
Kauffman Stadium	.000	3	0	0	0
Marlins Park	.250	4	1	1	3
Miller Park	.000	2	0	0	0
Minute Maid Park	.313	16	5	1	4
O.co Coliseum	.301	156	47	4	24
PNC Park	.000	8	0	0	0
Progressive Field	.000	3	0	0	0
Rogers Centre	.167	6	1	0	1
Safeco Field	.100	10	1	0	0
Target Field	.000	2	0	0	0
Tropicana Field	.000	1	0	0	0
Turner Field	.429	7	3	3	4
U.S. Cellular Field	.174	23	4	0	0
Yankee Stadium	.571	7	4	0	0

FIELDING STATISTICS

First Base

YEAR	PCT.	G	PO	A	E	TC	DP
2013	.997	59	292	17	1	310	23
2014	.986	33	211	7	3	221	24
Totals	.992	92	503	24	4	531	47

FREIMAN'S CAREER BESTS

Hits: 4, August 15, 2013 vs. Houston
Home Runs: 2, August 17, 2014 at Atlanta
Runs Batted In: 4, August 15, 2013 vs. Houston
Stolen Bases: None
Hitting Streak: 5, July 14 to 30, 2013
Hitless Streak (At Bats): 13, July 4 to 13, 2013
Game Ending RBI: 1, June 13, 2013 vs. New York-AL (single).
Grand Slams: None
Pinch-Hit Home Runs: None.
Inside-The-Park Home Runs: None.
Lead Off Home Runs: None.

**OUTFIELDER****Height/Weight:** 5-10 / 175**Bats/Throws:** Left / Left**Birthdate:** November 20, 1981**Opening Day Age:** 33**Birthplace/Resides:** Durham, New Hampshire / Jupiter, Florida**Major League Service:** 4 years, 140 days**Obtained:** Acquired from the Minnesota Twins for Tommy Milone, July 31, 2014**Contract Status:** First year of a one-year contract through 2015**CAREER HIGHLIGHTS**

Is a .236 career hitter with 10 home runs and 90 RBI in 479 games over seven seasons in the majors with Chicago-NL (2007, 09-10), Tampa Bay (2011-13), Oakland (2014) and Minnesota (2014)...also has 58 stolen bases...began the 2014 season with the A's, was claimed off waivers by Minnesota in mid-April and then returned to Oakland at the trading deadline...missed the first 96 games of the 2012 season after surgery to repair ligaments in his right wrist...traded to Tampa Bay by the Cubs as part of a seven-player trade, Jan. 8, 2011...made his Major League debut with Chicago in 2007 during a September call-up and then played in the Arizona Fall League following the season, earning MVP honors...posted his best batting average with the Cubs, a .299 mark in 65 games in 2009.

2014 HIGHLIGHTS

Began the season with the A's, was claimed off waivers by Minnesota in mid-April and then returned to Oakland at the trading deadline...hit .274 with one home run, 17 RBI and 12 stolen bases in 53 games with the Twins and .209 with three home runs, 19 RBI and nine stolen bases in 60 games with the A's...batted .239 in 113 games overall...had career highs in hits (84), home runs (4), RBI (36), walks (43), stolen bases (21), strikeouts (63) and at bats (351)...was successful in 21-of-25 (84.0%) stolen base attempts, which tied for the ninth best percentage in the American League...stole third six times, which tied for seventh in the AL...batted .298 with runners on base compared to .200 with the bases empty...hit all four of his home runs against right-handed pitchers on the road...batted .185 in the Coliseum, .263 in all other ballparks...now has a .192 (23-for-120) career average in Oakland...hit .165 with a .252 on-base percentage when leading off an inning...10 of his 36 RBI gave his team the lead, including seven of 19 with the A's...started 58 games in center field (including 21 with the A's), 23 in left field (15 with the A's) and 14 in right field (10 with the A's)...had a career-high seven assists in 107 games overall in the outfield...five came as a center fielder, which tied for fifth among AL center fielders...made two errors, but had none in 54 games with Oakland...went 2-for-9 (.222) with a RBI as a pinch hitter...both of the hits were doubles...tied for second among AL pinch hitters in doubles...started games at every spot in the order except third through sixth and saw his most action with 26 starts batting ninth and 26 batting second...hit .318 from the nine spot in the order, .214 in all other spots.

OAKLAND: Was on the A's Opening Day roster and tripled in each of his first two games April 2 against Cleveland and April 3 against Seattle...is the first player to triple in each of his first two games with the A's since Bob Dillinger did it with the Philadelphia A's, April 18-19, 1950...went 2-for-5 with a home run April 10 at Minnesota and had season-highs in runs (2) and RBI (2)...was 6-for-30 (.200) with five runs, two triples, a home run, four RBI and three walks in seven games with the A's when he was designated for assignment April 12 when Craig Gentry was reinstated from the disabled list...was claimed off waivers by Minnesota April 20 but was reacquired by the A's July 31 in a trade for Tommy Milone...hit .210 with two home runs, 15 RBI and eight stolen bases in 53 games during his second stint with the A's...stole two bases Aug. 4 against Tampa Bay and Aug. 30 at Los Angeles (AL)...now has seven career multi-steal games...matched his season-high with three hits Aug. 12 at Kansas City but hit .188 over his final 41 games...grounded into his first double play of the season Aug. 22 against Los Angeles (AL), snapping a career-high streak of 87 consecutive games without a GIDP dating back to Aug. 24, 2013...lined out as a pinch hitter Sept. 5 against Houston in his 1000th career at bat...went 11-for-48 (.229) over a 15-game span from Sept. 2 to 18 but had 10 RBI over that stretch...batted .173 in 25 games in September but drove in 10 runs...went 2-for-5 with a walk in a start in left field in the Wild Card game at Kansas City Sept. 30.

MINNESOTA: Had three straight multiple hit games from April 23 to 25 to start his Twins career... became the fourth player in Minnesota history to begin his career with at least three straight multiple hit games...went 7-for-14 (.500) with three doubles and three RBI over that stretch...had a season-high three hits and a career-high tying two doubles April 24 at Tampa Bay...hit safely in each of his first five games with the Twins (9-for-21, .429), giving him a .294 batting average in 12 games overall in April... then hit .129 in May and .178 in June...went 6-for-52 (.115) and scored just one run over a 17-game stretch from May 1 to June 21...that streak was interrupted by a stint on the disabled list from May 8 to June 12 with a concussion...went 6-for-14 (.429) with two doubles, a home run and two RBI during a four-game rehab assignment with Double-A New Britain from June 7 to 11...matched his career-high with two doubles June 22 against Chicago (AL)...hit safely in a career-high tying six consecutive games from July 1 to 6 (9-for-21, .429), went 0 for 3 on July 7, and then had another six-game hitting streak from July 8 to 13...was 9-for-16 (.563) with eight walks (.680 on-base percentage) during the second streak...went 22-for-60 (.367) with 15 walks and a .487 on-base percentage over his final 21 games with the Twins beginning July 3...had a career-high streak of seven consecutive games with a walk from July 9 to 20 (10 walks total)...stole two bases July 8 at Seattle, his lone multi-steal game with the Twins... finished July with a .358 batting average and a Major League leading .476 on-base percentage...topped the AL in walks (16) in July...now has a .307 (58-for-189) career average in July, which is his best for any month of the season.

CAREER

2013—Completed his sixth major league season and third with the Rays...appeared in 119 games and made 48 starts (20 in center field, 17 in left field, 11 in right field)...was one of six AL outfielders to start at least 10 games at all three outfield positions, along with Chris Young (OAK), Rajai Davis (TOR), Michael Saunders (SEA), Don Kelly (DET) and Trevor Crowe (HOU)...of his 48 starts, 21 were against left-handed pitchers...batted .273 against lefties but only .155 vs. right-handers...became the third position player to pitch in Rays franchise history Sept. 2 at Los Angeles (AL), joining Josh Wilson in 2007 and Wade Boggs in 1999...retired J.B. Shuck on five pitches to end the eighth and was clocked between 86-88 mph...it was his first time pitching since high school...of his five RBI in August and September, four of them came on three go-ahead hits in the 6th inning or later: Aug. 16 against Toronto's R.A. Dickey (RBI single), Aug. 7 at Arizona (two-run single off Joe Thatcher) and Aug. 4 against San Francisco (RBI single off Jose Mijares)...prior to those, hadn't recorded a go-ahead RBI since June 18, 2011 against Florida...both his home runs came in June...his blast June 9 against Baltimore was his first homer since May 27, 2011 against Cleveland...homered off Esmil Rogers June 24 against Toronto, capping the second back-to-back-to-back home runs in Rays history...followed James Loney and Wil Myers...made his first career Opening Day start, in right field against Baltimore...made the Opening Day roster for only the second time in his six major league seasons (2011 Rays)...appeared in two post-season games for the Rays...entered the Wild Card game at Cleveland as a pinch runner in the seventh inning, remained in the game as a center fielder and then struck out in the ninth inning...also pinch ran in Game 3 of the ALDS against Boston and scored a run.

2012—Missed the first 96 games of the season while recovering from surgery to repair ligaments in his right wrist, an injury he incurred during spring training...underwent surgery April 3 and was reinstated on July 24...after rejoining the club, he played in 44 of the team's last 66 games, including 23 starts (11 in right field, nine in left field, three in center field)...batted .255 with seven stolen bases and 14 runs scored...hit .300 in 27 games on the road, compared to .184 in 17 games at Tropicana Field...hit .372 when playing right field compared to .164 everywhere else...went 5-for-16 (.313) with runners in scoring position...was sidelined early in spring training with inflammation in his right wrist...appeared in nine spring training games before exiting the game March 23 against Toronto when he injured the wrist on a swing...Dr. Thomas Graham performed surgery to repair the ligaments April 3 in Cleveland... became the second player in Rays history to record three hits in a game he didn't start Aug. 28 at Texas, joining Aaron Ledesma who went 3-for-4 Aug. 29, 1998 at Detroit (Game 1)...sustained a mild right hamstring strain Sept. 16 at New York (AL), causing him to miss nine games...appeared in 10 games on a rehab assignment between Single-A Charlotte and Triple-A Durham beginning July 7.

2011—Spent the entire 2011 season with the Rays, his first full year in the majors...was one of three finalists among American League left fielders for a Gold Glove despite making only 76 outfield starts (68 in left field, four in center field, four in right field)...started 66 of the Rays first 99 games through July 22, but only 11 of the last 63...started only once in the Rays last 31 games...led the AL with six

pinch-hits...also led all AL pinch-hitters with six walks, six runs and a .571 on-base percentage, all club records...his 21 pinch plate appearances were second in the AL...stole 20 bases in 28 attempts...his 10 steals in April tied Ichiro Suzuki for the AL lead...was leading the AL in batting average April 22, when he was tied with Alex Rodriguez at .366...also topped the AL with nine stolen bases to become the first player to lead the AL in both categories on that date since Baltimore's Luis Aparicio in 1963...established career highs in hits (4, all for extra bases), RBI (3), runs (3) and total bases (11) in his Fenway Park debut April 11...fell a single short of the cycle...his four extra-base hits tied the Rays franchise record...the four extra-base hits and 11 total bases set an all-time record for a Fenway Park debut (visiting or Red Sox player)...became the third leadoff hitter ever to record four extra-base hits at Fenway Park, joining Wade Boggs (July 25, 1989 against Kansas City) and Lou Whitaker (Detroit, June 8, 1983)...capped a five-run rally in the ninth inning with a walk-off RBI triple off Joakim Soria Aug. 10 vs. Kansas City...drove in the tying run, and scored the winning run on the same play on an error for the first-ever Rays win on a walk-off triple...it was his first career walk-off hit...on June 20 at Milwaukee, pinch-hit and then took the mound after the inning but had not yet thrown a pitch when Cesar Ramos replaced him...did not count as an official appearance...played in three games for the Rays in the 2011 ALDS vs. Texas, all as a defensive replacement...went 0-for-3 at the plate.

2010—Spent the majority of the season at Triple-A Iowa where he led the club with nine triples and was second in walks (66) and steals (21)...hit .272 with a .394 on-base percentage in 112 games...joined the parent club briefly in August and again in September, making a total of five starts for the Cubs...recalled Aug. 19 and appeared in three games without a start before he optioned back Aug. 22...returned Sept. 7 and hit .143 in 19 games overall with Chicago...made 88 starts for Iowa, all in center field...hit leadoff in all but two of those games...his ratio of 66 walks to 37 strikeouts was the second best in all of Triple-A...batted .302 in the final 47 games of the season with Iowa...drew 20 walks in 23 games in August for a .436 on-base percentage.

2009—Batted .299 in 65 games over three stints with Chicago (NL)...was with the Cubs from June 29 to July 5, July 11 to 17 and July 31 through the end of the season...made 22 starts (18 in center field, four in left field)...finished first in on-base percentage (.409) and fourth in batting among National League rookies with 100 or more plate appearances...batted .355 with a .459 on-base percentage in September...recorded his first major league hit July 1 at Pittsburgh, a first-inning double off Virgil Vasquez...went 101 big league at-bats without an RBI before homering in the season finale, Oct. 4 against Arizona off Doug Davis...also hit .284 with 10 triples in 84 games with Triple-A Iowa...struck out just once every 15.42 plate appearances, which was the seventh best figure in minor league baseball.

2008—Began the season at Triple-A Iowa, but was hitting just .188 May 1...lifted his average to .222 over his first 22 games before he was assigned to Double-A Tennessee May 16...went 1-for-26 his first week with the Smokies, then went on to hit .291 (91-for-313) the rest of the season...hit .271 in 85 games at Double-A and combined for a .264 average in 105 games overall...played for Aragua in the Venezuelan Winter League following the season and hit .322 in 57 games...added 36 walks for a .425 on-base percentage and slugged .513...tied for the league lead in triples (5) and tied for second in runs (43) and walks.

2007—Made his major league debut Sept. 5 against Los Angeles (NL) as a defensive replacement in centerfield, one day after he was recalled from Tennessee by the Cubs...appeared in eight games, including six as a pinch runner, before he finally got a plate appearance...was 0-for-3 in his only start, Sept. 29 against Cincinnati, and finished with only nine plate appearances...seven of his 14 appearances were as a pinch-runner...was named Arizona Fall League MVP after batting .402 in 29 games for the Mesa Solar Sox...led the league in hits (43), doubles (11), total bases (67), on-base percentage (.492), slugging (.626) and OPS (1.118)...was also named the winner of the Darnell Stenson Sportsmanship Award, presented annually to the AFL player who best exemplifies unselfishness, hard work and leadership.

2006—Spent the entire season at Dayton and hit .300 for the second consecutive year...appeared in just 89 games due to two stints on the disabled list...was out from June 23 to July 7 with a strained left shoulder and July 30 to September 3 with a strained left hip.

2005—Hit .300 in 125 games in his professional debut with Peoria...hit .179 his first month, then batted .322 the rest of the season.

PERSONAL/MISCELLANEOUS

Samuel Babson Fuld was originally signed by Cubs' scouts Steve Hinton and Steve Fuller...graduated from Exeter Academy in New Hampshire...listed 19th among the 100 Top High School Prospects of 2000 by *Baseball America* and selected as the New Hampshire 2000 Gatorade High School Player of the Year...was a two-time All-American and a three-time All-Pac-10 center fielder at Stanford... graduated with a degree in economics...has lived with Type 1 diabetes since he was 10...has hosted an annual Sam Fuld Diabetes Camp for young diabetes patients in conjunction with the University of South Florida Diabetes Center...in 2014, hosted SLAMDiabetes' first annual Sam Fuld Classic Wiffle Ball Tournament in Tampa...interned with Stats Inc. in the fall of 2005 after playing for Peoria in the Midwest League...was inducted into the Cape Cod Baseball League Hall of Fame in 2014...he and his wife, Sarah, have three children, Charles, Jane and William.

LIFETIME PLAYING RECORD

Year	Club	AVG.	G	AB	R	H	2B	3B	HR	RBI	SH	SF	HP	BB	SO	SB	CS	SLG	OBP	E
2005	Peoria	.300	125	443	82	133	32	6	5	37	4	4	7	50	44	18	11	.433	.377	6
2006	Daytona	.300	89	353	63	106	19	6	4	40	6	1	5	40	54	22	3	.422	.378	2
2007	Tennessee	.290	90	335	56	97	23	2	2	27	8	3	5	41	38	10	3	.388	.372	3
	lowa	.269	14	52	13	14	4	1	1	2	0	0	2	9	5	2	0	.442	.397	1
	CHICAGO (NL)	.000	14	6	3	0	0	0	0	0	0	0	0	3	3	0	0	.000	.333	0
2008	lowa	.222	20	63	11	14	3	0	1	4	5	0	0	8	12	3	2	.317	.310	0
	Tennessee	.271	85	339	48	92	16	3	5	48	1	4	3	50	40	7	8	.381	.366	4
2009	lowa	.284	84	328	62	93	17	10	2	33	1	2	1	38	24	23	5	.415	.358	4
	CHICAGO (NL)	.299	65	97	17	29	6	1	1	2	0	0	1	17	10	2	1	.412	.409	1
2010	lowa	.272	112	368	69	100	15	9	4	27	1	3	2	66	37	21	9	.394	.383	1
	CHICAGO (NL)	.143	19	28	3	4	1	0	0	3	0	0	0	3	5	0	0	.179	.226	0
2011	TAMPA BAY	.240	105	308	41	74	18	5	3	27	4	1	1	32	49	20	8	.360	.313	3
2012	Charlotte	.154	5	13	0	2	0	0	0	0	0	0	0	2	3	0	1	.154	.267	0
	Durham	.167	5	18	0	3	1	0	0	0	0	0	0	3	3	0	1	.222	.286	0
	TAMPA BAY	.255	44	98	14	25	3	2	0	5	0	0	1	8	14	7	2	.327	.318	1
2013	TAMPA BAY	.199	118	176	25	35	0	3	2	17	4	2	1	17	28	8	2	.267	.270	1
2014	OAKLAND	.209	60	187	25	39	6	4	3	19	3	0	0	17	34	9	1	.332	.275	0
	MINNESOTA	.274	53	164	15	45	10	0	1	17	3	2	0	26	29	12	3	.354	.370	2
	New Britain	.429	4	14	4	6	2	0	1	2	0	0	0	2	1	0	0	.786	.500	1
AL Totals		.234	381	933	120	218	37	14	9	85	14	5	3	100	154	56	16	.332	.308	7
NL Totals		.252	98	131	23	33	7	1	1	5	0	0	1	23	18	2	1	.344	.368	1
ML Totals		.236	479	1064	143	251	44	15	10	90	14	5	4	123	172	58	17	.334	.316	8

LIFETIME PITCHING RECORD

Year	Club	W	L	ERA	G	GS	CG	SHO	SV	IP	H	R	ER	HR	HB	BB	IBB	SO	WP	BK
2013	TAMPA BAY	0	0	0.00	1	0	0	0	0	0.1	0	0	0	0	0	0	0	0	0	0

CAREER TRANSACTIONS

2003 — Selected by the Chicago Cubs organization in the 24th round of the First-Year Player Draft; did not sign. **2004** — Selected by the Chicago Cubs organization in the 10th round of the First-Year Player Draft. **2011** — Traded to the Tampa Bay Rays with pitcher Chris Archer, catcher Robinson Chirinos, infielder Hak-Ju Lee and outfielder Brandon Guyer for pitchers Matt Garza and Zach Rosscup and outfielder Fernando Perez, January 8. **2012** — On the disabled list, April 4 to July 23; included rehabilitation assignments to Charlotte, July 7 to 15, and Durham, July 16 to 23. **2013** — Elected free agency (contract non-tender), December 2. **2014** — Signed by the Oakland Athletics to a minor league contract, February 5. Claimed off waivers by Minnesota, April 20. On the disabled list, May 8 to June 12; included rehabilitation assignment to New Britain, June 6 to 12. Traded to Oakland for pitcher Tommy Milone, July 31.

WILD CARD RECORD

Year	Club	AVG.	G	AB	R	H	2B	3B	HR	RBI	SH	SF	HP	BB	SO	SB	CS	SLG	OBP	E
2013	TB vs. CLE	.000	1	1	0	0	0	0	0	0	0	0	0	0	1	0	0	.000	.000	0
2014	OAK vs. KC	.400	1	5	1	2	0	0	0	0	0	0	0	1	1	0	0	.400	.500	0
Totals		.333	2	6	1	2	0	0	0	0	0	0	0	1	2	0	0	.333	.429	0

DIVISION SERIES RECORD

Year	Club	AVG.	G	AB	R	H	2B	3B	HR	RBI	SH	SF	HP	BB	SO	SB	CS	SLG	OBP	E
2011	TB vs. TEX	.000	3	3	0	0	0	0	0	0	0	0	0	0	1	0	0	.000	.000	0
2013	TB vs. BOS	—	1	0	1	0	0	0	0	0	0	0	0	0	0	0	0	—	—	0
Totals		.000	4	3	1	0	0	0	0	0	0	0	0	0	1	0	0	.000	.000	0

VS. THE AMERICAN LEAGUE

2014		CAREER								
AVG.	AB	H	HR	RBI	vs. TEAM	AVG.	AB	H	HR	RBI
.091	11	1	0	0	Baltimore	.148	88	13	1	5
.167	6	1	0	0	Boston	.256	39	10	1	6
.216	37	8	0	8	Chicago	.233	86	20	0	11
.261	23	6	0	3	Cleveland	.286	63	18	1	11
.267	15	4	0	0	Detroit	.205	39	8	0	2
.273	11	3	1	2	Houston	.296	27	8	1	4
.256	39	10	0	2	Kansas City	.274	62	17	0	3
.196	46	9	0	3	Los Angeles	.200	85	17	0	4
.192	26	5	1	2	Minnesota	.242	66	16	1	3
.500	14	7	0	0	New York	.288	66	19	1	7
—	0	0	0	0	Oakland	.238	21	5	0	1
.268	41	11	2	7	Seattle	.239	71	17	2	7
.346	26	9	0	3	Tampa Bay	.346	26	9	0	3
.167	24	4	0	3	Texas	.235	51	12	0	4
—	0	0	0	0	Toronto	.179	78	14	1	6

VS. THE NATIONAL LEAGUE

2014		CAREER								
AVG.	AB	H	HR	RBI	by MONTH	AVG.	AB	H	HR	RBI
—	0	0	0	0	Arizona	.250	12	3	1	4
.333	3	1	0	0	Atlanta	.250	4	1	0	0
—	0	0	0	0	Chicago	—	0	0	0	0
—	0	0	0	0	Cincinnati	.091	11	1	0	0
.444	9	4	0	2	Colorado	.412	17	7	0	2
.091	11	1	0	0	Los Angeles	.143	21	3	0	1
—	0	0	0	0	Miami	.182	22	4	0	2
—	0	0	0	0	Milwaukee	.250	12	3	0	0
.000	2	0	0	1	New York	.214	14	3	0	1
.000	7	0	0	0	Philadelphia	.167	12	2	0	0
—	0	0	0	0	Pittsburgh	.400	20	8	0	0
—	0	0	0	0	St. Louis	.200	20	4	0	2
—	0	0	0	0	San Diego	.231	13	3	0	0
—	0	0	0	0	San Francisco	.357	14	5	0	1
—	0	0	0	0	Washington	.250	4	1	0	0

MONTHLY BREAKDOWN

2014		CAREER								
AVG.	AB	H	HR	RBI	by MONTH	AVG.	AB	H	HR	RBI
.294	51	15	1	7	April	.265	189	50	2	16
.129	31	4	0	0	May	.155	148	23	2	17
.178	45	8	0	4	June	.227	110	25	2	9
.358	67	24	1	10	July	.307	189	58	1	18
.244	82	20	1	5	August	.242	231	56	1	13
.173	75	13	1	10	September	.203	177	36	1	15
—	0	0	0	0	October	.150	20	3	1	2

BATTING BREAKDOWN

2014		CAREER								
AVG.	AB	H	HR	RBI	by CATEGORY	AVG.	AB	H	HR	RBI
.209	191	40	0	18	Home	.221	553	122	5	48
.275	160	44	4	18	Away	.252	511	129	5	42
.229	144	33	2	16	Day	.189	433	82	4	33
.246	207	51	2	20	Night	.268	631	169	6	57
.269	167	45	2	17	Pre-ASG	.243	530	129	7	51
.212	184	39	2	19	Post-ASG	.228	534	122	3	39
.265	98	26	0	15	vs. LHP	.251	303	76	2	33
.229	253	58	4	21	vs. RHP	.230	761	175	8	57
.269	78	21	0	29	RISP	.238	239	57	1	72
.250	8	2	0	7	Bases Loaded	.273	22	6	0	16
.222	9	2	0	1	Pinch Hitter	.246	65	16	0	5
—	0	0	0	0	Designated Hitter	.385	13	5	0	0

BALLPARK BREAKDOWN

	AVG.	AB	H	HR	RBI
Angel Stadium	.256	39	10	0	2
AT&T Park	.444	9	4	0	0
Camden Yards	.219	32	7	0	2
Chase Field	.500	2	1	0	2
Citi Field	.375	8	3	0	0
Comerica Park	.136	22	3	0	2
Coors Field	.412	17	7	0	2
Dodger Stadium	.200	10	2	0	1
Fenway Park	.240	25	6	1	4
Globe Life Park	.259	27	7	0	0
Great American Ballpark	.000	5	0	0	0
Kauffman Stadium	.296	27	8	0	0
Miller Park	.500	2	1	0	0
Minute Maid Park	.368	19	7	1	4
Nationals Park	.333	3	1	0	0
O.co Coliseum	.192	120	23	0	9
PETCO Park	.333	3	1	0	0
PNC Park	.400	5	2	0	0
Progressive Field	.303	33	10	0	5
Rogers Centre	.225	40	9	0	3
Safeco Field	.267	45	12	2	5
Sun Life Stadium	.133	15	2	0	1
Target Field	.224	116	26	1	11
Tropicana Field	.229	306	70	4	29
Turner Field	.333	3	1	0	0
U.S. Cellular Field	.200	45	9	0	3
Wrigley Field	.258	66	17	1	4
Yankee Stadium	.100	20	2	0	1

FIELDING STATISTICS

Pitcher								
YEAR	PCT.	G	PO	A	E	TC	DP	
2013	—	1	0	0	0	0	0	0
Totals	—	1	0	0	0	0	0	0

Outfield								
YEAR	PCT.	G	PO	A	E	TC	DP	
2007	1.000	8	9	1	0	10	1	
2009	.985	53	65	1	1	67	0	
2010	1.000	14	23	0	0	23	0	
2011	.985	87	190	5	3	198	0	
2012	.981	33	51	2	1	54	0	
2013	.992	105	126	2	1	129	1	
2014	.993	107	282	7	2	291	2	
Totals	.990	407	746	18	8	772	4	

FULD'S CAREER BESTS

Hits: 4 (twice), last: April 18, 2011 vs. Chicago (AL)
Home Runs: 1 (10 times), last: September 14, 2014 at Seattle

Runs Batted In: 3, April 11, 2011 at Boston
Stolen Bases: 3, April 7, 2011 at Chicago (AL); 2 (six times), last: August 30, 2014 at Los Angeles (AL)

Hitting Streak: 6 (three times), last: July 8 to 13, 2014
Hitless Streak (At Bats): 18, April 27 to 30, 2011

Game Ending RBI: None

Grand Slams: None

Pinch-Hit Home Runs: None.

Inside-The-Park Home Runs: None.

Lead Off Home Runs: None.

**LEFT-HANDED PITCHER****Height/Weight:** 5-10 / 175**Bats/Throws:** Left / Left**Birthdate:** June 1, 1987**Opening Day Age:** 27**Birthplace/Resides:** Marlborough, Massachusetts / Marlborough, Massachusetts**Major League Service:** None**Obtained:** Signed to a minor league contract, November 20, 2014**Contract Status:** First year of a one-year contract through 2015**NON-ROSTER INVITEE****CAREER HIGHLIGHTS**

Was originally drafted by New York (NL) in the 21st round of the 2008 draft and pitched five seasons in the Mets farm system before he was selected by Minnesota in the Triple-A portion of the Rule 5 draft prior to the 2014 season...is 26-19 with a 2.87 ERA in 121 career appearances, including 46 starts...has 383 strikeouts in 364.0 career innings...has allowed just 14 home runs, an average of 0.35 per nine innings...began his career as a starter but each of his 63 appearances over the last two seasons have come in relief...missed the entire 2011 season with a torn labrum in his left shoulder...was named the South Atlantic League Most Outstanding Pitcher in 2010 after going 8-3 with a 1.93 ERA in 19 starts for Savannah.

2014 HIGHLIGHTS

Spent the entire season with Double-A New Britain after being selected by Minnesota in the Triple-A portion of the Rule 5 draft...went 3-1 with a save and a 2.41 ERA in a career-high 38 games for the Rock Cats...yielded just two home runs in 56.0 innings, an average of 0.32 per nine innings...struck out 68 batters (10.93 per nine innings), but also issued 30 walks (4.82 per nine innings)...allowed a .227 opponents batting average, which included a .214 (12-for-56) mark against left-handed hitters compared to .232 (36-for-155) against right-handers...surrendered both of his home runs to righties with runners on base...opponents hit .186 with runners in scoring position...yielded a .279 batting average and a .426 on-base percentage to batters leading off an inning...had a 2.84 ERA in 25 appearances before the All-Star Break, a 1.85 ERA in 13 games after the break...compiled a 1.35 ERA and .165 opponents batting average in 19 games on the road compared to a 3.38 ERA and .275 opponents average in 19 outings at home...logged a 3.86 ERA during the day, 1.93 at night...had a 1.50 ERA before the eighth inning compared to a 3.46 ERA from the eighth inning on...allowed 6-of-16 (37.5%) inherited runners to score...tossed two or more innings in 15 of his 38 appearances.

NEW BRITAIN: Struck out a season-high four batters April 28 at Harrisburg, his first of four four-strikeout games (July 29 at Trenton, Aug. 3 against Erie, Aug. 20 at Richmond)...allowed a season-high two runs May 10 at Bowie, the first of three times he allowed more than one run in a game (June 3 against Binghamton and Aug. 3 against Erie)...compiled a 3.52 ERA over his first 11 appearances...then had a 10-game, 11.0-inning scoreless streak from May 17 to June 23...yielded six runs over a seven-game stretch from June 27 to July 23 (5.59 ERA)...tossed a season-high 3.0 scoreless innings July 7 in the second game of a doubleheader at New Hampshire...allowed a season-high four hits July 23 against Altoona...surrendered just three runs over his final 10 games beginning July 26 (1.35 ERA)...walked a season-high four batters July 29 at Trenton...matched his season high with 3.0 innings pitched Aug. 3 against Erie...had an 11.2-inning scoreless streak from Aug. 8 to Sept. 1...tossed 2.2 scoreless innings Aug. 13 against Bowie for his lone save of the season...it was the second save of his career, his first since Aug. 26, 2008...compiled a 1.32 ERA in seven games in August.

CAREER

2013—Began the season at Single-A St. Lucie and went 1-0 with a 0.84 ERA in 16 appearances before he was promoted to Binghamton June 19...went 3-2 with a 7.50 ERA in nine relief appearances with the Mets Double-A club...combined for a 4-2 record and a 3.24 ERA in 25 games overall...pitched exclusively in relief for the first time in his career...struck out 58 batters in 50.0 innings (10.44 per nine innings) but also walked 25 (4.50 per nine innings)...surrendered just two home runs (0.36 per nine in-

nings)...yielded a .185 opponents batting average, including .154 against left-handed hitters compared to .204 against right-handers...issued 20 of his 25 walks to right-handed hitters...opponents hit .163 with a .265 on-base percentage when leading off an inning...allowed 2-of-13 (15.4%) inherited runners to score...pitched at least 2.0 innings in 17 of his 25 appearances...did not allow a run over his first six games and 12.1 innings...tossed a season-high 3.2 innings May 28 against Jupiter...made his Double-A debut June 20 at Richmond with 1.1 scoreless innings (1 bb, 2 so)...then allowed 16 runs in 12.1 innings over his next six games from June 22 to July 19...allowed a season-high five hits June 25 at Portland...matched his season high with 3.2 scoreless innings and struck out a season-high six batters July 4 at New Hampshire and picked up the win...did not retire any of the four batters he faced July 17 against Richmond...walked a season-high three and hit a batter and three of the base runners scored...yielded a season-high five runs on a season-high five hits July 19 at New Britain...was placed on the disabled list the next day with left biceps tendinitis...was reinstated Aug. 27 and made two more regular season appearances (4.0 ip, 3 h, 1 bb, 5 so)...did not allow a run in one postseason appearance for Binghamton (0.2 ip, 1 h).

2012—Began the season on the disabled list following surgery on his left shoulder...was reinstated June 2 and posted a 1.93 ERA in three relief appearances with Single-A St. Lucie before he was transferred to Single-A Savannah June 21...went 3-5 with a 6.15 ERA in 11 games, including 10 starts, with the Sand Gnats...combined for a 5.72 ERA in 14 games overall...yielded three home runs in 45.2 innings, an average of 0.59 per nine innings...allowed a .265 opponents batting average, including .254 against right-handed hitters compared to .291 against left-handers...yielded a .205 batting average and .271 on-base percentage to batters leading off an inning...with Savannah, compiled a 3.18 ERA in six starts at home compared to 9.82 in five games on the road...combined with both clubs to go 2-1 with a 1.65 ERA over his first six games, including two starts...then went 1-4 with a 7.98 ERA over his final eight starts...tossed a season high 6.0 scoreless innings and yielded just one hit July 21 against Rome...struck out a season-high 10 batters in 5.2 innings Aug. 17 at Hickory.

2011—Missed the entire 2011 season with a torn labrum in his left shoulder.

2010—Spent most of the season at Single-A Savannah where he went 8-3 with a 1.93 ERA in 19 starts...was named the South Atlantic League Most Outstanding Pitcher...was named to the SAL Midseason and Postseason All-Star Team...was transferred to Single-A St. Lucie Aug. 5 and went 3-2 with a 3.38 ERA in five starts for the Mets Florida State League affiliate...combined for an 11-5 record and a 2.19 ERA in 24 starts overall...had career highs in wins, starts, innings pitched (131.1) and strikeouts (124)...ranked third in the Mets farm system in ERA and tied for third in wins...yielded just three home runs, an average of 0.21 per nine innings...allowed a .238 opponents batting average, including .226 against left-handed hitters compared to .240 against right-handers...yielded all three of his home runs and issued 37 of his 38 walks to righties...allowed two runs or fewer in 18 of his 24 starts.

2009—Was named to the New York-Penn League Midseason All-Star Team...went 3-6 with a 2.86 ERA in 12 games, 11 starts, with Brooklyn...struck out 67 in 63.0 innings and walked just 15 for a strikeout-to-walk ratio of 4.47...his average of 9.39 strikeouts per nine innings ranked fifth in the NYPL...allowed a .250 batting average, including .248 against right-handed hitters compared to .254 against left-handers...opponents hit .156 with runners in scoring position, including .115 with RISP and two outs...was named NYPL Pitcher of the Week for the week of June 29 to July 5 after going 2-0 with a 0.00 ERA in two starts (13.0 ip, 14 h, 1 r, 1 bb, 11 so)...tossed his first career complete game Aug. 1 at Staten Island in a 5-0 loss in seven innings (6.0 ip, 8 h, 5 r, 4 er, 2 bb, 5 so).

2008—Made his professional debut with Single-A Brooklyn and was 2-0 with a 1.00 ERA in eight games, including one start...struck out 22 and did not allow a home run in 18.0 innings...opponents hit .238, including .143 with runners in scoring position and two outs...made his professional debut June 21 at Aberdeen (3.0 ip, 3 h, 5 so)...was on the disabled list from July 6 to Aug. 2 with a strained left shoulder...recorded his first save Aug. 26 at Tri City (3.0 ip, 4 so)...was credited with his first win Aug. 30 at Hudson Valley (1.2 ip, 1 so).

PERSONAL/MISCELLANEOUS


James Lawrence Fuller was originally signed by Mets' scout Art Pontarelli...graduated from Marlborough (MA) High School...attended Southern Connecticut State.

LIFETIME PITCHING RECORD

Year	Club	W	L	ERA	G	GS	CG	SHO	SV	IP	H	R	ER	HR	HB	BB	IBB	SO	WP	BK
2008	Brooklyn	2	0	1.00	8	1	0	0	1	18.0	15	2	2	0	0	5	0	22	1	0
2009	Brooklyn	3	6	2.86	12	11	1	0	0	63.0	58	24	20	4	3	15	0	67	4	1
2010	Savannah	8	3	1.93	19	19	0	0	0	107.1	92	36	23	1	3	29	0	99	4	1
	St. Lucie	3	2	3.38	5	5	0	0	0	24.0	26	10	9	2	1	9	0	25	2	0
2011	St. Lucie	(Injured — Did not pitch)																		
2012	St. Lucie	0	0	1.93	3	0	0	0	0	4.2	7	1	1	0	1	2	0	5	0	0
	Savannah	3	5	6.15	11	10	0	0	0	41.0	41	30	28	3	2	14	0	39	2	0
2013	St. Lucie	1	0	0.84	16	0	0	0	0	32.0	15	4	3	1	1	16	0	31	0	0
	Binghamton	3	2	7.50	9	0	0	0	0	18.0	18	16	15	1	1	9	0	27	1	0
2014	New Britain	3	1	2.41	38	0	0	0	1	56.0	48	16	15	2	4	30	0	68	5	0
Minor League Totals		26	19	2.87	121	46	1	0	2	364.0	320	139	116	14	16	129	0	383	19	2

CAREER TRANSACTIONS

2008 — Selected by the New York Mets organization in the 21st round of the First-Year Player Draft. **2013** — Selected by the Minnesota Twins organization in the Triple-A Rule 5 Draft, December 12. **2014** — Elected free agency, November 3; signed by the Oakland Athletics to a minor league contract, November 20.

**OUTFIELDER****Height/Weight:** 6-2 / 190**Bats/Throws:** Right / Right**Birthdate:** November 29, 1983**Opening Day Age:** 31**Birthplace/Resides:** Fort Smith, Arkansas / Dallas, Texas**Major League Service:** 4 years, 84 days**Obtained:** Acquired from Texas with Josh Lindblom for Michael Choice and Chris Bostick, December 3, 2013**Contract Status:** First year of a one-year contract through 2015**CAREER HIGHLIGHTS**

Has a .273 career average in 417 games over six seasons with Texas (2009-13) and Oakland (2014)... has been successful in 76-of-88 (86.4%) stolen base attempts...led the A's in stolen bases (20) in 2014 and his stolen base percentage of 90.9% was third best in Oakland history...was successful in 56-of-66 (84.8%) stolen base attempts with Texas, which is the second highest mark in Rangers history (min. 50 attempts)...had a 196-game errorless streak from April 6, 2012 to August 24, 2013, which was the longest in Texas history at any position...pitched the eighth inning in a 12-1 loss June 4, 2012 at Oakland... was successful on all 18 of his steal attempts in 2011, the most stolen bases in a season without being caught in Rangers history...made his major league debut in 2009...was originally drafted by the Rangers in the 10th round of the 2006 First-Year Player Draft.

2014 HIGHLIGHTS

Batted .254 with no home runs, 12 RBI and 20 stolen bases in 94 games in his first season with the A's...led the A's in stolen bases despite missing 32 games over two stints on the disabled list plus the final 2½ weeks of the season following a concussion...was successful in 20-of-22 (90.9%) stolen base attempts, which was the fourth best percentage in the American League and third best in Athletics history...is now 76-for-88 (86.4%) in his career...14 of his 20 stolen bases came off left-handed pitching, which tied for the Major League lead (Altuve, HOU)...has 44 career steals off lefties, 32 off righties...was successful in all 10 of his stolen base attempts on the road, all eight during the day and all six off right-handed pitching...his batting average, on-base percentage (.319) and slugging percentage (.289) were his lowest of his four seasons with 60 or more games played...the slugging percentage was fifth lowest in the AL among players with 250 or more plate appearances...did not homer and his 232 at bats were 10th most in Oakland history among players with no homers...has not homered since Aug. 21, 2013 against Houston and has a career-high 113-game homerless streak...has an 80-game homerless streak as an outfielder with Oakland, which is the second longest homerless streak by an A's outfielder over the last 22 years (99, Ryan Sweeney, 2010-11)...had six doubles and one triple and his seven extra base hits tied for fourth fewest in Oakland history by a player with 200 or more at bats...had 12 RBI, which were second fewest in Oakland history among players with 200 or more at bats to Jose Tartabull, who had 11 in 266 at bats in 1969...batted .308 with 11 of his 12 RBI in Oakland compared to .200 on the road...now has a .314 (50-for-159) career average in the Coliseum...hit .271 in 73 games before the All-Star Break, .196 in 21 contests after the break...was 6-for-20 (.300) with runners in scoring position and two outs...hit .185 in interleague play, .263 against AL teams...has a .174 average against the National League over the last two years...had seven bunt hits, which tied for fifth in the AL...appeared in 50 games in center field (35 starts), 29 in right field (13 starts) and 17 in left field (10 starts)...had a career-high eight assists...committed just one error for a .994 fielding percentage...was 2-for-15 (.133) with a walk as a pinch hitter...hit .267 in his 58 starting assignments...started games in every spot in the order except third through sixth...saw his most action with 16 starts batting first and 16 batting ninth...combined for a .365 batting average when hitting seventh or eighth...was a perfect 5-for-5 in stolen base attempts against Los Angeles (AL) and is now 19-for-19 in his career.

**ATHLETICS SINGLE SEASON
STOLEN BASE PERCENTAGE
LEADERS**

PLAYER	SB	SBA	SB%
1. Stan Javier, 1988	20	21	95.2%
2. Coco Crisp, 2010	32	35	91.4%
3. Craig Gentry, 2014	20	22	90.9%
4. Coco Crisp, 2012	39	43	90.7%
5. Dick Howser, 1962	19	21	90.5%

(min. 20 stolen base attempts)

OAKLAND: Began the season on the disabled list as he was placed on the 15-day DL March 29 retroactive to March 21 with a lower back strain...did not play in a Major League game during the spring...went 6-for-12 (.500) with two runs, a double, four RBI, a walk and two strikeouts in three games (one in each outfield position) with Triple-A Sacramento and Single-A Stockton on a rehab assignment before he was reinstated from the DL April 12...went 3-for-4 April 15 at Los Angeles (AL), his first of two three-hit games (Sept. 2 against Seattle)...matched his career high with three strikeouts April 30 at Texas (fifth time)...batted .317 in 16 games in April, which was his highest single-month average in 2014...had a pinch hit single May 16 at Cleveland to lift his average to .295...then went 1-for-14 over his next nine games to fall to .261...hit .366 over a 16-game stretch from May 31 to June 21...that included a career-high tying six-game hitting streak from June 6 to 15 (7-for-18, .389)...stole two bases June 22 against Boston and July 22 against Houston...now has eight multiple-steal games in his career...was picked off and caught stealing July 8 against San Francisco, snapping a streak of 28 consecutive stolen bases...it was his first caught stealing since Aug. 12, 2013...also doubled in the fifth inning that day against the Giants to snap a streak of 40 consecutive games without an extra base hit...that was the longest streak by an Athletic since Matt Alexander had a 55-game streak from May 20, 1975-Aug. 27, 1977...it was his first extra base hit since doubling May 7 in the first game of the doubleheader against Seattle...had just two extra base hits (both doubles) over his final 72 games following the Mariners game...hit .172 over his final 26 games beginning July 9...had his first two-RBI game of the season July 20 against Baltimore...had just one other multi-RBI game in 2014 (2, Sept. 2 against Seattle)...was placed on the 15-day disabled list for a second time July 28 with a broken right hand...went 0-for-7 with a RBI on a two-game rehab assignment with Sacramento Aug. 18 and 19 and was reinstated from the DL Aug. 22...went 7-for-35 (.200) in 14 games following his return...singled in the fourth inning Sept. 2 to snap a career-high tying 0-for-13 streak...went 1-for-2 Sept. 9 at Chicago (AL)...left the game following a fifth inning collision at first base and missed the remainder of the season with a concussion.

CAREER

2013—Batted .280 with two home runs and 22 RBI in 106 games with Texas...had career highs in at bats (246), runs (39), triples (4), home runs, walks (29), on-base percentage (.373), stolen bases (24), extra base hits (18) and strikeouts (46) and matched his best in doubles (12)...was successful in 24-of-27 (88.9%) stolen base attempts, which was the third best percentage in the American League and the sixth highest in Rangers history (min. 20 SBA)...was successful in each of his 16 stolen base attempts at home...was batting .216 at the All-Star Break but then hit .338 with a .428 on-base percentage in 55 games after the break...his post-break batting average was second best in the AL among players with 150 or more plate appearances (Martinez, DET .361)...his on-base percentage was also second best (Trout, LAA .479)...batted .280 against left-handed pitchers compared to .281 against right-handers...connected for both of his home runs and drove in 17 of his 22 runs at Rangers Ballpark...hit .313 with two outs, including .320 with runners in scoring position and two outs...batted .354 in 22 games against AL East competition...started 49 games in center field and 20 in left field...each of his first 43 starts through Aug. 9 were as a center fielder where he platooned with Leonys Martin...made 20 of his final 26 starts in left field beginning Aug. 10 and hit .330 in 42 games over that span...committed two errors for a .990 fielding percentage in 102 games overall in the outfield...had seven assists...went 6-for-22 (.273) with a double, triple, two RBI and six walks as a pinch hitter...tied for second among American League pinch hitters in hits, ranked third in walks and was fifth in plate appearances (28)...the plate appearances were the most by a Ranger since Frank Catalanotto had 32 in 2000...made a diving catch of a Darwin Barney liner with the bases loaded to end the game April 16 at Chicago (NL)...hit his first home run of the season and matched his career-high with three RBI May 4 against Boston...was hit by a pitch June 18 against Oakland and sustained a non-displaced fracture of his left hand...threw Josh Donaldson out at the plate to end the game June 20 against Oakland...was placed on the disabled list June 23 with the broken hand, retroactive to June 21...went 3-for-13 (.231) in a four-game rehab assignment with Double-A Frisco before he was reinstated July 19...was caught stealing for the final time Aug. 12 at Houston...was successful in each of his final 12 stolen base attempts beginning Aug. 14...had a career-high tying three RBI Aug. 17 against Seattle...committed his first error of the season Aug. 25 at Chicago (AL), snapping a 196-game errorless streak...it was his first error since Sept. 25, 2011...the errorless streak was the longest in Texas history at any position...pitcher Tim Lincecum had a 194-game errorless streak from June 15, 1998 to June 25, 2001 and outfielder Tom Grieve had the longest streak for a position player, 182 games from April 25, 1972 to June 24, 1975...his two errors came in a span of 11 games, Aug. 25-Sept. 10...finished August with a .308 batting average in 27 games and then hit .354 with 10 stolen bases in 23 games in September...had the second best September batting average in the

AL among players with 50 or more plate appearances (Altuve, HOU .357)...tied teammate Alex Rios for the AL lead in steals in the month...earned Rangers Player of the Month honors for September...went 4-for-5 with a career-high tying three stolen bases Sept. 19 at Tampa Bay...that began a season-ending stretch where he went 18-for 39 (.462) with 10 stolen bases over his final 11 games.

2012—Started 66 games in center field in his first full major league season, second-most among Rangers...tied for the team lead in hit by pitch (10) and was third in stolen bases (13)...tied for eighth in the American League in hit by pitch...batted .343 against left-handed pitchers, .320 on the road, and .381 against the AL West...was 0-for-6 over his first nine games through April 15, then hit .362 in his next 24 contests, rising to .328 on June 18...went 0-for-10 in his next seven games before producing a .398 average in the following 36 games to up his average to .347 through July 23...batted .205 over his final 45 contests...was 2-for-13 as a pinch-hitter, finishing second on the club in pinch-at bats...did not make an error in 197 total chances in 116 total games...had the fifth most chances without an error of any ML outfielder...the only Rangers outfielder with more errorless chances in one season is Darryl Hamilton in 1996 (389)...was second on the team with seven assists, three of which came over a four-game span, Sept. 19-22...was thrown out in his first steal attempt April 12 after entering the season 19-for-19 lifetime...his only homer came April 30 at Toronto, the first over-the-fence homer of his ML career...pitched the eighth inning in an 12-1 loss June 4 at Oakland (1.0 ip, 3 h, 2 r, 2 er, 1 bb, 20 pitches)...it marked the fifth time a position player has taken the mound for the Rangers, and was the first since Scott Sheldon did it while playing all nine positions Sept. 6, 2000 at Chicago (AL)...had six straight hits and reached safely in seven consecutive overall plate appearances, June 8-9...had a Rangers season-high five hits June 8 at San Francisco...led the majors with a .455 batting average in June...had a career best six-game hitting streak, July 15-23...had two assists Sept. 19 at Los Angeles (AL).

2011—Led the Rangers in hit by pitches (6) and finished third in stolen bases (18) despite spending the first five weeks of the season at Triple-A Round Rock...saw action in 60 games in the outfield, making starts in center (33), right (4), and left (1)...hit .333 at home but just .203 on the road...had two errors in 111 total chances...was on the seven-day concussion disabled list, July 28-Aug. 10, including a six-day rehab assignment to Round Rock, Aug. 5-10...was 5-for-15 (.333) in 13 post-season games...was successful on all 18 of his steal attempts, the most stolen bases in a season without being caught in club history...were the most steals without a caught stealing in the American League since Toronto's Paul Molitor (20) in 1994...had a career-high three steals June 20 against Houston...hit an inside-the-park home run to left-center Sept. 23 vs. Seattle...became the first Ranger with an inside-the-park homer as his first career home run since Marc Sagmoen on April 17, 1997 at Kansas City...it was just the 10th inside-the-park home run ever in Arlington (fifth at Rangers Ballpark)...opened the season with the Express, hitting .239 in 25 games before recall by Texas on May 7...played briefly for Escogido in Dominican Winter League, hitting .163 in nine games.

2010—Appeared in 20 games over two stints with Texas (April 27-May 14; May 30-June 21)...two of his three RBI came on June 1 at Chicago (AL) and he recorded his first Major League steal May 4 at Oakland...spent remainder of the year at Triple-A Oklahoma City, finishing second on the RedHawks in average (.309) and third in stolen bases (12) and on-base percentage (.393)...was on the disabled list from June 29-July 6 with a sprained left knee...broke his right wrist in collision with the outfield wall Aug. 13 against Las Vegas...had surgery Aug. 17 to have a pin inserted into the wrist and was sidelined for remainder of the season.

2009—Tied for the Double-A lead in stolen bases at Frisco (49)...also ranked among Texas League leaders in runs (2nd, 100), hits (t-4th, 155), triples (4th, 7) and average (5th, .303)...set a Frisco club record for runs and had the second-most hits and steals...was selected as the Rangers Minor League Defender of the Year...started in center field for the South team in the Texas League All-Star Game...was selected by the Rangers Sept. 1 and made his Major League debut Sept. 6 at Baltimore as a defensive replacement in center...made his first big league start in right field Sept. 24 at Oakland, going 0-for-2 with a strikeout...his first ML hit was a seventh-inning double Sept. 26 against Tampa Bay's Brian Shouse.

2008—Combined to bat .264 with 17 stolen bases in 94 games at Frisco and Oklahoma...spent the majority of the season with the RoughRiders, ranking fourth on the team in stolen bases (16)...was on the disabled list with a hamstring strain, June 29-July 5 and July 15-Aug. 1...was promoted to Oklahoma Aug. 8 and played 18 games with the RedHawks.

2007—Split the season between Clinton (Low-A), Arizona (Rookie) and Bakersfield (High-A) and hit a combined .273 with four home runs and 31 RBI over 109 games...went 5-for-5, May 14 at Cedar Rapids...placed on the disabled list with a right-knee sprain, May 31...began a rehab assignment with Arizona June 27 and returned to Clinton July 2 after three games...transferred to Bakersfield, July 11...played Hawaii Winter Baseball for the West Oahu Canefires following the season.

2006—Spent his first professional season at Spokane (Short-A)...started 55 games in center field and one as the designated hitter...ranked fifth in the Northwest League and led the team with 20 stolen bases...also ranked among club leaders in triples (1st, 4), hits (3rd, 62) and doubles (t-3rd, 15).

PERSONAL/MISCELLANEOUS

Craig Alan Gentry was originally signed by Texas scout Jay Eddings...graduated from Fort Smith Christian High School in 2002...helped team to an Arkansas state title in 2002...played at the University of Arkansas-Fort Smith from 2003-2004, and was inducted into the school's Hall of Fame...earned all-conference and all-region honors in 2004...drafted by Texas in the 10th round of the 2006 June draft out of the University of Arkansas-Fayetteville...batted .326 with three home runs and 23 RBI during his senior season...set a school record with 10 hits in 10 at-bats from April 13-16, 2005...underwent "Tommy John" surgery on his right elbow following the 2005 season...is married, Jordan...they have a daughter, Emerson Kay.

LIFETIME PLAYING RECORD

Year	Club	AVG.	G	AB	R	H	2B	3B	HR	RBI	SH	SF	HP	BB	SO	SB	CS	SLG	OBP	E
2006	Spokane	.281	56	221	27	62	15	4	0	13	0	1	15	9	37	20	6	.385	.350	1
2007	Clinton	.274	55	223	40	61	15	0	3	12	0	3	7	15	37	24	3	.381	.335	1
	AZL Rangers	.273	3	11	4	3	0	0	0	1	0	0	1	1	3	2	0	.273	.385	0
2008	Bakersfield	.272	51	213	31	58	16	1	1	18	1	3	6	12	46	16	7	.371	.325	3
	Frisco	.276	76	301	43	83	17	0	4	33	3	4	11	17	55	16	8	.372	.333	1
2009	Oklahoma	.203	18	59	6	12	1	0	0	1	1	0	0	9	18	1	0	.220	.309	1
	Frisco	.303	127	512	100	155	21	7	8	53	6	5	16	49	64	49	6	.418	.378	6
	TEXAS	.118	11	17	4	2	1	0	0	1	0	0	0	2	5	0	0	.176	.211	0
2010	Oklahoma City	.309	69	259	43	80	7	4	4	35	3	2	8	29	47	12	5	.413	.393	1
	TEXAS	.212	20	33	4	7	0	0	0	3	0	1	0	1	11	1	0	.212	.229	0
2011	Round Rock	.325	30	123	21	27	5	1	1	10	0	0	2	11	17	5	1	.336	.325	1
	TEXAS	.271	64	133	26	36	5	1	1	13	3	1	6	10	27	18	0	.346	.347	2
2012	TEXAS	.304	121	240	31	73	12	3	1	26	5	0	10	14	41	13	7	.392	.367	0
	TEXAS	.280	106	246	39	69	12	4	2	22	3	1	8	29	46	24	3	.386	.373	2
2013	Frisco	.231	4	13	2	3	1	0	0	1	0	1	0	1	3	0	0	.308	.267	0
	Stockton	.500	1	4	0	2	1	0	0	0	0	0	0	0	1	0	1	.750	.500	0
	Sacramento	.267	4	15	2	4	0	0	0	5	0	2	0	1	4	0	0	.267	.278	0
2014	OAKLAND	.254	94	232	38	59	6	1	0	12	2	0	5	17	44	20	2	.289	.319	1
ML Totals		.273	417	901	142	246	36	9	4	77	13	3	29	73	174	76	12	.346	.346	5

LIFETIME PITCHING RECORD

Year	Club	W	L	ERA	G	GS	CG	SHO	SV	IP	H	R	ER	HR	HB	BB	IBB	SO	WP	BK
2012	TEXAS	0	0	18.00	1	0	0	0	0	1.0	3	2	2	0	0	1	0	0	0	0

CAREER TRANSACTIONS

2008 — Selected by the Texas Rangers organization in the 10th round of the First-Year Player Draft. **2010** — On the disabled list, August 30 to November 4. **2011** — On the disabled list, July 28 to August 11; included rehabilitation assignment to Round Rock, August 5 to 9. **2013** — On the disabled list, June 21 to July 17; included rehabilitation assignment to Frisco, July 14 to 17. Traded to the Oakland Athletics with pitcher Josh Lindblom for outfielder Michael Choice and minor league infielder Chris Bostick, December 3. **2014** — On the disabled list, March 21 to April 11; included rehabilitation assignments to Stockton, April 5 to 6, and Sacramento, April 7 to 11. On the disabled list, July 28 to August 21; included rehabilitation assignment to Sacramento, August 18 to 21.

WILD CARD RECORD

Year	Club/Opp	AVG.	G	AB	R	H	2B	3B	HR	RBI	SH	SF	HP	BB	SO	SB	CS	SLG	OBP	E
2012	TEX vs. BAL	.000	1	2	0	0	0	0	0	0	0	0	0	0	0	0	0	.000	.000	0

DIVISION SERIES RECORD

Year	Club/Opp	AVG.	G	AB	R	H	2B	3B	HR	RBI	SH	SF	HP	BB	SO	SB	CS	SLG	OBP	E
2011	TEX vs. TB	.400	4	5	1	2	0	0	0	0	1	0	1	1	1	2	1	.400	.571	0

LEAGUE CHAMPIONSHIP SERIES RECORD

Year	Club/Opp	AVG.	G	AB	R	H	2B	3B	HR	RBI	SH	SF	HP	BB	SO	SB	CS	SLG	OBP	E
2011	TEX vs. DET	.400	3	5	0	2	0	0	0	1	0	0	0	0	0	0	0	.400	.400	0

WORLD SERIES RECORD

Year	Club/Opp	AVG.	G	AB	R	H	2B	3B	HR	RBI	SH	SF	HP	BB	SO	SB	CS	SLG	OBP	E
2011	TEX vs. St.L	.200	6	5	1	1	0	0	0	0	0	0	0	0	3	0	0	.200	.200	0

HOW THE A'S WERE BUILT

June 7, 2007	Sean Doolittle selected as a compensation pick following the 1st round of the First-Year Player Draft
March 15, 2008	Arnold Leon's contract purchase from Saltillo (Mexican League)
July 31, 2009	Tyler Ladendorf acquired from Minnesota for Orlando Cabrera and cash
Dec. 23, 2009	Coco Crisp signed as a free agent
Jan. 16, 2010	Eric Sogard acquired from San Diego with Kevin Kouzmanoff for Scott Hairston and Aaron Cunningham
July 2, 2010	Renato Núñez signed as a non-drafted free agent
June 7, 2010	A.J. Griffin selected in the 13th round of the First-Year Player Draft
June 6, 2011	Sonny Gray selected in the 1st round of the First-Year Player Draft
Oct. 25, 2011	Evan Scribner claimed off waivers from San Diego
Dec. 9, 2011	Ryan Cook and Jarrod Parker acquired from Arizona with Collin Cowgill for Trevor Cahill, Craig Breslow and cash considerations
Dec. 28, 2011	Josh Reddick and Raul Alcantara acquired from Boston with Miles Head for Andrew Bailey and Ryan Sweeney
Aug. 24, 2012	Jesse Chavez acquired from Toronto for cash considerations
March 23, 2013	Nate Freiman claimed off waivers from Houston
March 29, 2013	Dan Otero claimed off waivers from New York (AL)
April 5, 2013	Stephen Vogt acquired from Tampa Bay for cash considerations
Nov. 25, 2013	Fernando Abad acquired from Washington for minor leaguer John Wooten
Dec. 3, 2013	Craig Gentry acquired from Texas with Josh Lindblom for Michael Coice and minor leaguer Chris Bostick
Dec. 4, 2013	Scott Kazmir signed as a free agent
Dec. 10, 2013	Drew Pomeranz acquired from Colorado with minor leaguer Chris Jensen for Brett Anderson and cash
Dec. 11, 2014	Billy Burns acquired from Washington for Jerry Blevins
Jan. 22, 2014	Eric O'Flaherty signed as a free agent
July 31, 2014	Sam Fuld acquired from Minnesota for Tommy Milone
Nov. 4, 2014	Taylor Thompson claimed off waivers from Chicago (AL)
Nov. 19, 2014	Billy Butler signed as a free agent
Nov. 23, 2014	Ike Davis acquired from Pittsburgh with international bonus slot 86 for international bonus slot 27
Nov. 28, 2014	Brett Lawrie, Kendall Graveman and Sean Nolin acquired from Toronto with Franklin Barreto for Josh Donaldson
Dec. 9, 2014	Chris Bassitt, Josh Phegley, Rangel Ravelo and Marcus Semien acquired from Chicago (AL) for Jeff Samardzija and Michael Ynoa
Dec. 11, 2014	Mark Canha acquired from Colorado for Austin House and cash considerations
Dec. 18, 2014	Eury De La Rosa acquired from Arizona for cash
Dec. 18, 2014	R.J. Alvarez and Jesse Hahn acquired from San Diego for Derek Norris, Seth Streich and international bonus slot 117
Jan. 10, 2015	Ben Zobrist acquired from Tampa Bay with Yunel Escobar for John Jaso, Daniel Robertson, Boog Powell and cash considerations
Jan. 14, 2015	Tyler Clippard acquired from Washington for Yunel Escobar

VS. THE AMERICAN LEAGUE

2014					CAREER					
AVG.	AB	H	HR	RBI	vs. TEAM	AVG.	AB	H	HR	RBI
.333	12	4	0	2	Baltimore	.320	25	8	0	4
.300	10	3	0	0	Boston	.314	51	16	1	8
.308	13	4	0	1	Chicago (AL)	.219	64	14	0	4
.500	2	1	0	0	Cleveland	.368	19	7	0	3
.143	7	1	0	0	Detroit	.259	27	7	0	0
.241	29	7	0	2	Houston	.267	86	23	1	6
—	0	0	0	0	Kansas City	.226	31	7	0	0
.302	43	13	0	1	Los Angeles (AL)	.311	122	38	0	9
—	0	0	0	0	Minnesota	.220	41	9	0	1
.231	13	3	0	1	New York (AL)	.265	34	9	0	7
—	0	0	0	0	Oakland	.349	86	30	0	9
.233	30	7	0	3	Seattle	.248	109	27	1	12
.000	5	0	0	0	Tampa Bay	.265	34	9	0	1
.217	23	5	0	0	Texas	.217	23	5	0	0
.333	18	6	0	2	Toronto	.211	57	12	1	5

VS. THE NATIONAL LEAGUE

2014					CAREER					
AVG.	AB	H	HR	RBI	by MONTH	AVG.	AB	H	HR	RBI
—	0	0	0	0	Arizona	.143	14	2	0	4
—	0	0	0	0	Atlanta	—	0	0	0	0
—	0	0	0	0	Chicago	.333	3	1	0	0
—	0	0	0	0	Cincinnati	—	0	0	0	0
—	0	0	0	0	Colorado	.250	4	1	0	0
—	0	0	0	0	Los Angeles	—	0	0	0	0
.143	7	1	0	0	Miami	.250	12	3	0	0
—	0	0	0	0	Milwaukee	.222	9	2	0	0
.000	1	0	0	0	New York	.200	5	1	0	1
—	0	0	0	0	Philadelphia	.250	8	2	0	1
—	0	0	0	0	Pittsburgh	.250	4	1	0	0
—	0	0	0	0	St. Louis	—	0	0	0	0
—	0	0	0	0	San Diego	.333	3	1	0	0
.200	10	2	0	0	San Francisco	.429	21	9	0	2
.222	9	2	0	0	Washington	.222	9	2	0	0

MONTHLY BREAKDOWN

2014					CAREER					
AVG.	AB	H	HR	RBI	by MONTH	AVG.	AB	H	HR	RBI
.317	41	13	0	1	April	.260	123	32	1	8
.236	55	13	0	2	May	.251	191	48	1	15
.286	49	14	0	1	June	.310	168	52	0	17
.231	52	12	0	6	July	.275	142	39	0	14
.150	20	3	0	0	August	.211	109	23	1	9
.267	15	4	0	2	September	.321	159	51	1	13
—	0	0	0	0	October	.111	9	1	0	1

BATTING BREAKDOWN

2014					CAREER					
AVG.	AB	H	HR	RBI	by CATEGORY	AVG.	AB	H	HR	RBI
.308	117	36	0	11	Home	.299	435	130	3	51
.200	115	23	0	1	Away	.249	466	116	1	26
.256	82	21	0	6	Day	.254	287	73	0	21
.253	150	38	0	6	Night	.282	614	173	4	56
.271	181	49	0	7	Pre-ASG	.269	547	147	2	44
.196	51	10	0	5	Post-ASG	.280	354	99	2	33
.266	124	33	0	2	vs. LHP	.282	450	127	3	40
.241	108	26	0	10	vs. RHP	.264	451	119	1	37
.256	39	10	0	12	RISP	.266	203	54	0	70
.200	5	1	0	4	Bases Loaded	.296	27	8	0	22
.133	15	2	0	0	Pinch Hitter	.211	57	12	0	6
—	0	0	0	0	Designated Hitter	.500	2	1	0	3

BALLPARK BREAKDOWN

	AVG.	AB	H	HR	RBI
Angel Stadium	.250	72	18	0	0
AT&T Park	.500	14	7	0	2
Camden Yards	.308	13	4	0	0
Chase Field	.000	6	0	0	1
Citi Field	.000	1	0	0	0
Citizens Bank Park	.250	8	2	0	1
Comerica Park	.267	15	4	0	0
Fenway Park	.333	21	7	0	2
Globe Life Park	.293	331	97	3	40
Kauffman Stadium	.333	18	6	0	0
Marlins Park	.143	7	1	0	0
Miller Park	.167	6	1	0	0
Minute Maid Park	.239	46	11	0	2
O.co Coliseum	.314	159	50	0	14
PETCO Park	.333	3	1	0	0
Progressive Field	.400	5	2	0	0
Rogers Centre	.167	30	5	1	3
Safeco Field	.193	57	11	0	3
Sun Life Stadium	.000	1	0	0	0
Target Field	.176	17	3	0	1
Tropicana Field	.294	17	5	0	1
U.S. Cellular Field	.229	35	8	0	3
Wrigley Field	.333	3	1	0	0
Yankee Stadium	.125	16	2	0	4

FIELDING STATISTICS

Pitcher

YEAR	PCT.	G	PO	A	E	TC	DP
2012	—	1	0	0	0	0	0
Totals	.997	59	292	17	1	310	23

Outfielder

YEAR	PCT.	G	PO	A	E	TC	DP
2009	1.000	9	11	1	0	12	1
2010	1.000	15	16	1	0	17	0
2011	.982	60	109	0	2	111	0
2012	1.000	116	190	7	0	197	2
2013	.990	102	183	7	2	192	1
2014	.994	87	153	8	1	162	2
Totals	.993	389	662	24	5	691	6

GENTRY'S CAREER BESTS

Hits: 5, June 8, 2012 at San Francisco

Home Runs: 1 (four times), last: August 21, 2013 vs. Houston

Runs Batted In: 3 (four times), last: August 17, 2013 vs. Seattle

Stolen Bases: 3 (twice), September 19, 2013 at Tampa Bay; June 20, 2011 vs. Houston; 2 (six times), last: July 22, 2014 vs. Houston

Hitting Streak: 6 (twice), last: June 6 to 15, 2014

Hitless Streak (At Bats): 13 (three times), last: August 26 to September 2, 2014

Game Ending RBI: None

Grand Slams: None

Pinch-Hit Home Runs: None.

Inside-The-Park Home Runs: 1, September 23, 2011 vs. Seattle (Anthony Vasquez).

Lead Off Home Runs: None.

**RIGHT-HANDED PITCHER****Height/Weight:** 6-2 / 185**Bats/Throws:** Right / Right**Birthdate:** December 21, 1990**Opening Day Age:** 24**Birthplace/Resides:** Alexander City, Alabama / Alexander City, Alabama**Major League Service:** 29 days**Obtained:** Acquired from Toronto with Brett Lawrie, Sean Nolin and Franklin Barreto for Josh Donaldson, November 28, 2014**Contract Status:** First year of a one-year contract through 2015**CAREER HIGHLIGHTS**

Made his Major League debut with Toronto in 2014 in just his second professional season...compiled a 3.86 ERA in five relief appearances...is 15-9 with a 2.30 ERA (53 er in 207.0 ip) in 37 games, all starts, in two minor league seasons...has allowed just five home runs in 207.0 innings (0.22 per nine innings)...was a *Baseball America* Minor League Baseball First Team All-Star in 2014 after tying for third in the minors in wins (14)...also ranked fourth among full season minor leaguers in ERA (1.83)...was named the A's sixth best prospect by *Baseball America* following the Nov. 2014 trade to Oakland.

2014 HIGHLIGHTS

Was named a *Baseball America* Minor League Baseball First Team All-Star after combining for a 14-6 record and a 1.83 ERA in 27 starts with Single-A Lansing, Single-A Dunedin, Double-A New Hampshire and Triple-A Buffalo...then made his Major League debut with Toronto in September in just his second professional season...was recalled from Triple-A Buffalo Sept. 2 and had no decisions and a 3.86 ERA in five relief appearances...allowed a .222 batting average and did not walk a batter in 4.2 innings...yielded a .200 (2-for-10) average against right-handed hitters, .250 (2-for-8) against left-handers...stranded his only inherited runner but first batters faced were 2-for-5 (.400)...made his debut Sept. 5 at Boston and allowed a single to the only batter he faced, Yoenis Céspedes...he later scored...struck out Nelson Cruz to end the seventh inning in his second outing Sept. 16 at Baltimore for his first strikeout...did not allow a run over his final two appearances (3.0 ip)...his 14 minor league wins tied for third most in the all of the minor leagues and his 1.83 ERA ranked fourth among full season minor leaguers...ranked seventh in the minors in innings pitched (167.1)...led the Blue Jays farm system in ERA and wins and ranked fourth in strikeouts (115)...surrendered just two home runs, an average of 0.11 per nine innings...allowed a .232 opponents batting average, including .196 (66-for-335) against right-handed hitters compared to .272 (76-for-279) against left-handers...compiled a 1.41 ERA over the first five innings of a game, a 4.91 ERA in the sixth inning and a 0.79 ERA from the seventh inning on...did not allow an earned run in the second inning (27.0 ip)...his teams were 17-10 (.630) in his starting assignments...allowed four runs or fewer in all 27 of his starts, including two runs or fewer 23 times...walked two batters or fewer 25 times and tossed at least six innings in 21 of his starts...was named the A's sixth best prospect by *Baseball America* following the trade.

MINORS: Began the season at Single-A Lansing where he went 2-0 with a 0.34 ERA in four starts...allowed a .126 batting average and opponents were hitless in 14 at bats with runners in scoring position...walked a season-high three batters in his first start April 6 at Lake County...then struck out a season-high seven in each of his next three starts...including April 18 at Beloit when he tossed a season-high 8.1 shutout innings and allowed just one hit and one walk...was named Midwest League Pitcher of the Week for the week of April 14 to 20...was promoted to Single-A Dunedin of the Florida State League April 30 and logged an 8-4 record and a 2.23 ERA in 16 starts...the wins tied for second most in the FSL during his stint there, which ran through July 27, while his ERA ranked seventh...went 4-0 with a 2.27 ERA in five starts at home...allowed a season-high four runs in a season-low 4.0 innings in his first start April 30 at Tampa...picked up the win in five consecutive starts from May 12 to June 3...compiled a 3.14 ERA during the winning streak...surrendered his first home run of the season May 22 against Ft. Myers and matched his season high by allowing four runs...would not allow his second and final home run until Aug. 7 against Durham...had a 13-start, 87.0-inning, 347-batter homerless streak in between...matched his season high by allowing four runs in a June 8 loss at Lakeland...that ran his overall minor league record to 7-2 with a 2.44 ERA in 12 starts...went 7-4 with a 1.39 ERA over his

final 15 starts...matched his season high with three walks June 16 at Brevard County...did not allow a run in consecutive starts July 1 at Clearwater and July 6 vs. Tampa...tossed 6.0 shutout innings in each start and had a 20.0-inning scoreless streak from June 26 to July 11...allowed a season-high nine hits July 17 against Jupiter but yielded just one run in 7.0 innings for the win...was promoted to Double-A New Hampshire July 28 and made just one start for the Fisher Cats that day at Binghamton...picked up the win in a 5-1 decision (6.0 ip, 8 h, 1 r, 1 er, 2 bb, 4 so)...went 3-1 with a 0.93 ERA in six starts overall in July...moved up to Triple-A Buffalo Aug. 1 and went 3-2 with a 1.88 ERA in six starts...ranked third in the International League in ERA in August...tossed 7.0 shutout innings in consecutive starts Aug. 12 against Norfolk and Aug. 17 at Lehigh Valley as part of a 17.0-inning scoreless streak from Aug. 12 to 23...allowed a season-high tying nine hits Aug. 23 against Pawtucket but surrendered just two runs in 7.0 innings for the win...matched his season high with seven strikeouts in his final minor league start Aug. 28 at Scranton/Wilkes-Barre.

CAREER

2013—Was assigned to Single-A Lansing of the Midwest League after signing with Toronto in July...went 1-3 with a 4.31 ERA in 10 starts with the Lugnuts...allowed a .266 opponents batting average, including .253 against right-handed hitters compared to .280 against left-handers...opponents hit .354 with runners on compared to .202 with the bases empty...yielded a .368 average with runners in scoring position and two outs...had a 2.88 ERA over the first four innings of a game compared to 13.50 in the fifth inning...surrendered nine of his 23 runs in the fifth inning...did not pitch after the fifth inning...went 1-2 with a 2.92 ERA in six starts at home, 0-1 with a 6.60 ERA in four starts on the road...Lansing went 3-7 in his starting assignments...tossed a season-high 5.0 innings five times and allowed one earned run in four of those starts...made his professional debut July 14 against Burlington...tossed 2.0 scoreless innings and did not allow a hit while walking one...did not record his first strikeout until his third start July 26 against Dayton...struck out a season-high five batters Aug. 6 at Fort Worth and allowed just two runs in five innings but was charged with his first professional loss...lost each of his first three decisions before recording his first win in his penultimate start of the season Aug. 28 at Lake County...allowed a run on six hits in 5.0 innings in an 11-2 win.

PERSONAL/MISCELLANEOUS

Kendall Chase Graveman was originally signed by Blue Jays scout Brian Johnston...attended Mississippi State University...graduated from Benjamin Russell HS (Alexander City, AL).

LIFETIME PITCHING RECORD

Year	Club	W	L	ERA	G	GS	CG	SHO	SV	IP	H	R	ER	HR	HB	BB	IBB	SO	WP	BK
2013	Lansing	1	3	4.31	10	10	0	0	0	39.2	41	23	19	3	1	13	0	25	0	1
2014	Lansing	2	0	0.34	4	4	0	0	0	26.1	11	2	1	0	0	6	0	25	0	0
	Dunedin	8	4	2.23	16	16	0	0	0	96.2	89	29	24	1	4	18	0	64	2	0
	New Hampshire	1	0	1.50	1	1	0	0	0	6.0	8	1	1	0	0	2	0	4	0	0
	Buffalo	3	2	1.88	6	6	0	0	0	38.1	34	8	8	1	0	5	0	22	0	0
	TORONTO	0	0	3.86	5	0	0	0	0	4.2	4	2	2	0	0	0	0	4	1	0
ML Totals		0	0	3.86	5	0	0	0	0	4.2	4	2	2	0	0	0	0	4	1	0
Minor League Totals		15	9	2.30	37	37	0	0	0	207.0	183	63	53	5	5	44	0	140	2	1

CAREER TRANSACTIONS

2012 — Selected by the Miami Marlins organization in the 36th round of the First-Year Player Draft; did not sign.
2013 — Selected by the Toronto Blue Jays organization in the 8th round of the First-Year Player Draft. **2014** — Traded to the Oakland A's with infielder Brett Lawrie, pitcher Sean Nolin and minor league infielder Franklin Barreto for infielder Josh Donaldson, November 28.

VS. THE AMERICAN LEAGUE

2014						CAREER						
ERA	W	L	S	G	IP ER	vs. TEAM	ERA	W	L	S	G	IP ER
0.00	0	0	0	2	1.2 0	Baltimore	0.00	0	0	0	2	1.2 0
INF	0	0	0	1	0.0 1	Boston	INF	0	0	0	1	0.0 1
3.00	0	0	0	2	3.0 1	Seattle	3.00	0	0	0	2	3.0 1

MONTHLY BREAKDOWN

2014						CAREER						
ERA	W	L	S	G	IP ER	by MONTH	ERA	W	L	S	G	IP ER
3.86	0	0	0	5	4.2 2	September	3.86	0	0	0	5	4.2 2

PITCHING BREAKDOWN

2014						CAREER						
ERA	W	L	S	G	IP ER	by CATEGORY	ERA	W	L	S	G	IP ER
2.25	0	0	0	3	4.0 1	Home	2.25	0	0	0	3	4.0 1
13.50	0	0	0	2	0.2 1	Away	13.50	0	0	0	2	0.2 1
0.00	0	0	0	2	3.0 0	Day	0.00	0	0	0	2	3.0 0
10.80	0	0	0	3	1.2 2	Night	10.80	0	0	0	3	1.2 2
—	0	0	0	0	0.0 0	Pre-ASG	—	0	0	0	0	0.0 0
3.86	0	0	0	5	4.2 2	Post-ASG	3.86	0	0	0	5	4.2 2
—	0	0	0	0	0.0 0	Starter	—	0	0	0	0	0.0 0
3.86	0	0	0	5	4.2 2	Reliever	3.86	0	0	0	5	4.2 2

BALLPARK BREAKDOWN

	ERA	W	L	S	G	IP ER
Camden Yards	0.00	0	0	0	1	0.2 0
Fenway Park	INF	0	0	0	1	0.0 1
Rogers Centre	2.25	0	0	0	3	4.0 1

FIELDING STATISTICS

Pitcher							
Year	Pct.	G	PO	A	E	TC	DP
2014	1.000	5	1	1	0	2	0
Totals	1.000	5	1	1	0	2	0

GRAVEMAN'S CAREER BESTS

Low Hit Complete Game: None
Innings Pitched: 2.0, September 25, 2014 vs. Seattle
Strikeouts: 3, September 25, 2014 vs. Seattle
Pitches: 29, September 25, 2014 vs. Seattle
Longest Winning Streak: None
Longest Losing Streak: None
Longest Scoreless Streak: 3.0, September 25, 2014 to present



RIGHT-HANDED PITCHER

Height/Weight: 5-11 / 180

Bats/Throws: Right / Right

Birthdate: November 7, 1989

Opening Day Age: 25

Birthplace/Resides: Nashville, Tennessee / Smyrna, Tennessee

Major League Service: 1 year, 61 days

Obtained: Selected in the 1st round (18th selection overall) of the 2011 First-Year Player Draft.

Contract Status: First year of a one-year contract through 2015

CAREER HIGHLIGHTS

The A's first round pick in the 2011 First-Year Player Draft made his Major League debut in 2013 and is 19-13 with a 2.99 ERA in 45 games, including 43 starts, in his two seasons with the A's...earned American League Pitcher of the Month honors twice in 2014 (April and July)...went 5-3 with a 2.67 ERA in 12 games, 10 starts, as a rookie and also made two ALDS starts against Detroit that year...went 17-17 with a 3.66 ERA in 53 games, all starts, in three seasons in the minors...allowed just 13 home runs in 292.1 innings, an average of 0.40 per nine innings...was rated as the A's third-best prospect by *Baseball America* following the 2011 season and was ranked fifth after 2012...named the A's Minor League Pitcher of the Year in 2013.

2014 HIGHLIGHTS

Spent the entire season in the starting rotation in his first full season with the A's and went 14-10 with a 3.08 ERA in 33 starts...tied for second in the American League in shutouts (2), ranked fifth in opponents batting average (.232) and slugging percentage (.327), tied for sixth in complete games (2), seventh in innings pitched (219.0), eighth in ERA, tied for eighth in games started and ninth in strikeouts (183)...led the A's in strikeouts, games started, innings pitched, losses, hits (187), runs (84) and walks (74) and tied for the lead in earned runs (75)...his 183 strikeouts were the 10th highest single season total in Oakland history...they were third most in Oakland history by a pitcher 24-years old or younger behind Vida Blue (301 strikeouts in 1971 at age 21) and Barry Zito (205 strikeouts in 2001 at age 23)...his 219.0 innings pitched were third most by an Oakland pitcher 24-years old or younger since 1981 (Zito, 229.1 in 2002 at age 24; Mulder 229.1 in 2001 at age 23)...they were the most by any A's pitcher since Joe Blanton tossed 230.0 innings in 2007...also ranked third in the AL in wild pitches (15), tied for third in walks and tied for seventh in opponents grounded into double plays (21)...the wild pitches tied for sixth most in Oakland history...was 10-3 with a 2.79 ERA in 19 starts before the All-Star Break...ranked seventh in the AL in ERA and tied for seventh in wins at the break...then went 4-7 with a 3.47 ERA in 14 starts after the break...tied for third in the AL in post-break losses...his .232 opponents batting average included a .221 (96-for-434) mark against left-handed hitters compared to .245 (91-for-371) against right-handers...allowed 10 of his 15 home runs to left-handers...13 were solo shots and 14 of his 19 career home runs have come with the bases empty...held the opponents clean-up hitter to a .169 batting average and .270 slugging percentage, both of which ranked second lowest in the AL among qualifiers for the ERA title...the batting average and slugging percentage were fourth lowest in Oakland history...now has a .181 (21-for-116) batting average and .284 slugging percentage against the clean-up hitter in his career...yielded a .215 average to batters leading off an inning, which was ninth lowest in the AL...had the sixth lowest slugging percentage in that situation (.317)...has a .210 (56-for-267) career average against batters leading off an inning and a .292 slugging percentage...was 6-3 with a 2.51 ERA and .212 opponents batting average in 15 starts on the road compared to 8-7 with a 3.60 ERA and .250 opponents average in 18 starts in Oakland...allowed just five home runs in 104.0 innings on the road...had the third lowest road opponents batting average in the AL and the fifth lowest ERA...his road ERA was fourth lowest in Oakland history and the lowest since Mike Torrez logged a 2.50 ERA in 1976...compiled a 3.45 ERA over the first five innings of the game compared to a 1.98 ERA from the sixth inning on...now has a 3.45 career ERA (82 er in 213.2 ip) over the first five innings of the game compared to 1.56 (12 er in 69.1 ip) from the sixth inning on...was 10-4 with a 2.64 ERA in 16 starts against AL West competition compared to 4-6 with a 3.54 ERA in 17 starts against everyone else...is now 12-5 with a 2.31 ERA (38 er in 148.1 ip) in 22 career appearances against AL West teams compared to 7-8 with a 3.74 ERA (56 er in 134.2 ip) in 23 games against everyone else...received two

runs of support or fewer in 16 of his 33 starts and was 1-10 in those games...was 13-0 with support of three runs or more...his career numbers are 2-12 with two runs or fewer, 17-1 with three or more...the A's were shut out 11 times in 2014, including five times in games he started...averaged 15.0 pitches per inning, which was seventh lowest in the AL...opponents had eight sacrifice hits, which were the most in the AL...ranked second among AL pitchers in assists (41) and total chances (62) and tied for fourth in putouts (18)...the total chances tied for ninth most in Oakland history by a pitcher...the A's were 18-15 (.545) in his starting assignments and are 24-19 (.558) when he starts in his career.

OAKLAND: Was the A's Opening Night starter on March 31 against Cleveland and had a no decision in the A's 2-0 loss...tossed 6.0 shutout innings to become just the second starting pitcher in Oakland history to not allow a run on Opening Day (Tim Hudson, 2003)...it was the first Opening Day start of his career...became the ninth different Opening Day starter for the A's in the last nine years (Anderson, McCarthy, Cahill, Sheets, Braden, Blanton, Haren, Zito)...at the age of 24 years and 144 days, he became the fifth youngest Opening Day starting pitcher in Oakland history (Blue, Hunter, Cahill, Odom)...extended his scoreless streak to a career-high 14.0 innings in a 6-3 win over Seattle April 6...had another 14.0-inning scoreless streak from April 23 to May 4...went 3-0 with a 1.80 ERA over his first four starts before being charged with his first loss of the season April 23 against Texas...the loss snapped a career-high six-game winning streak dating back to Sept. 11, 2013...posted a 2.35 ERA over that eight-start stretch and allowed just two home runs in 46.0 innings...tossed his first career complete game and shutout April 28 at Texas, a two-hitter in the A's 4-0 win...became just the fifth pitcher (third visiting pitcher) to allow two hits or fewer in a shutout at Globe Life Park, the first since Matt Garza (Aug. 15, 2008)...went 4-1 with a 2.06 ERA in five starts in April and was named AL Pitcher of the Month...allowed just one home run in 35.0 innings and held the opposition to a .211 batting average...tied for the AL lead in wins in April and ranked fourth in ERA...became the sixth A's pitcher since 1993 to win four games in April (Kazmir, 2014; Cahill, 2011; Mulder and Zito, 2003; Rogers, 1998)...recorded his 10th career win in his 21st career game May 16 at Cleveland...is the fifth pitcher in Oakland history to reach 10 career wins in 21 games or fewer: Tim Hudson (18 games), Barry Zito (19), A.J. Griffin (21) and Bill Krueger (21)...allowed four runs in 6.0 innings May 27 against Detroit to snap his season-opening streak of 10 consecutive starts with six innings or more and three runs or fewer...that is the longest such streak to start a season by an Athletics pitcher since at least 1914...it is the longest such streak by an AL pitcher to start a season since Pedro Martinez had a 12-game streak in 2001...was 6-1 with a 2.45 ERA over his first 12 starts before losing consecutive decisions for the first time in his career on June 7 at Baltimore and June 13 against New York (AL)...then matched his career-high with a six-game winning streak from June 18 to July 26...posted a 2.11 ERA and .218 opponents batting average during the streak, which spanned seven starts...surrendered just one home run in 47.0 innings...went 2-2 with a 5.40 ERA in five starts in June...the ERA was the highest single month ERA of his career...had a streak of six consecutive starts from July 3 to August 1 where he allowed one earned run or fewer while tossing six or more innings...that matched the longest such streak by an A's pitcher since at least 1914 (Cory Lidle, Aug. 4-31, 2002)...was 5-1 with a 1.07 ERA and .188 opponents batting average during the streak...was named AL Pitcher of the Month for the second time after going 5-0 with a 1.03 ERA in five starts in July...is the third A's pitcher to win the award twice in one season along with Barry Zito (August and September, 2001) and Dave Stewart (April and September, 1990)...was one of two pitchers in the majors to win five games in July (Price, TB) and is the third A's pitcher over the last nine years to win five games in any month (Colón in June, 2013; Gonzalez in Sept., 2011)...his ERA was third lowest in the majors in July...based on a minimum of 30.0 innings pitched, he had the lowest July ERA by an A's pitcher since at least 1914 and the sixth lowest single month ERA by any pitcher in Oakland history...then lost each of his first four starts in August, the longest losing streak of his career...compiled a 4.94 ERA and .284 opponents batting average during the streak, which ran from Aug. 1 to 16...allowed a career-high 10 hits Aug. 6 against Tampa Bay, snapping a streak of 28 consecutive starts of five innings or more and fewer than 10 hits...that matched the third longest such streak by an Athletic since at least 1914...also yielded a career-high seven runs in just 4.1 innings against the Rays and walked a career-high tying four batters (fourth time)...snapped his four-game losing streak in a 5-3 win over Los Angeles (AL) Aug. 22...allowed two home runs in 8.1 innings, marking the first time in his career he yielded more than one home run in a start...went 1-4 with a 4.38 ERA in six starts in August...tied for the AL lead in losses in the month...went 0-3 with a 4.22 ERA over his first five starts in September...capped that streak by striking out a career-high 12 batters in 7.0 innings in the A's 2-0 loss to Los Angeles (AL) Sept. 23...the strikeouts were the most by an Athletic since Dan Haren also fanned 12 on Aug. 27, 2006 at Texas...then tossed his second career complete game, a six-hit, 4-0 shutout at Texas Sept. 28 in the

final game of the season to clinch a playoff berth for the A's...did not walk a batter and struck out five... became the second pitcher in Oakland history to toss a complete game to clinch a playoff appearance (Dave Stewart, Sept. 25, 1990 at Kansas City)... earned AL Co-Player of the Week honors for his effort, an honor he shared with teammate Josh Reddick.

CAREER

2013—Spent most of the season at Triple-A Sacramento where he was 10-7 with a 3.42 ERA in 20 starts...also had two stints with the A's...after making two relief appearances in his Major League debut in July, he returned to Oakland Aug. 10 and finished the season in the starting rotation...was 5-3 with a 2.67 ERA in 12 games, 10 starts, with the A's...also went 0-1 with a 2.08 ERA in two ALDS starts against Detroit...based upon a minimum of 60 innings pitched, he had the lowest opponents on-base percentage among American League rookies (.272), ranked second in opponents batting average (.214) and slugging percentage (.298) and third in ERA...struck out 67 batters in 64.0 innings and his average of 9.42 strikeouts per nine innings was second best (Allen, CLE 11.26)...allowed just four home runs, an average of 0.56 per nine innings...walked 20 for a strikeout to walk ratio of 3.35...yielded 20 of his 22 runs over the first three innings of a game...had a 5.10 ERA, .290 opponents batting average and four home runs allowed in innings one through three compared to a 0.53 ERA, .132 opponents average and no home runs from the fourth inning on...did not allow a run after the fifth inning (14.2 ip)...was 3-1 with a 1.99 ERA in six starts in Oakland compared to 2-2 with a 3.86 ERA in six games, four starts, on the road...his opponents batting average included a .198 mark against right-handed hitters compared to .226 against left-handers...issued 15 of his 20 walks to lefties...allowed a .194 opponents batting average to hitters leading off an inning...surrendered one double (.210 slugging percentage) and issued just four walks (.242 on-base percentage)...compiled a 5-3 record and a 2.85 ERA in his nine starts...did not allow a run in his two relief appearances (4.0 ip)...did not inherit a runner and retired both of his first batters faced in relief...was 2-1 with a 1.72 ERA in seven games at night compared to 3-2 with a 3.95 ERA in five starts during the day...had a 2-1 record and a 1.25 ERA in six games against AL West teams compared to 3-2 with a 4.50 ERA in six games against everyone else...was 3-1 with a 1.57 ERA in five starts on five days rest or more, 2-2 with a 4.02 ERA in five starts on four days rest...averaged 7.50 runs of support in his 10 starts...the A's were 6-4 (.600) in his starting assignments...tossed at least six innings in six of his 10 starts, allowed two runs or fewer six times and walked two batters or fewer seven times...was selected from Sacramento July 10 and made his Major League debut that day at Pittsburgh...entered the game in the fifth inning and tossed 2.0 scoreless innings...struck out the first batter he faced, Clint Barmes...also tossed 2.0 shutout innings July 19 at Los Angeles (AL) before he was optioned to Sacramento July 19...returned to Oakland Aug. 10 and spent the remainder of the season in the starting rotation...made his first ML start Aug. 10 at Toronto and allowed four runs, two earned, in 6.0 innings for the loss in a 5-4 decision...then picked up his first big league win in his second start when he combined with Dan Otero on a five-hit shutout in a 5-0 win over Houston Aug. 15 (8.0 ip, 4 h, 1 bb, 9 so)...tossed a career-high 118 pitches...is the fourth pitcher in Oakland history to toss at least 8.0 shutout innings in one of the first four games of his career...the other three all had complete game shutouts, most recently John Henry Johnson in his third game on April 23, 1978 against Seattle...allowed just two hits in 7.0 innings in a no decision against Seattle Aug. 20...it was his third consecutive start with four hits or fewer... joins A.J. Griffin (June 24-July 4, 2012) as the only Athletics pitchers since 1916 to toss six or more innings and allow four hits or fewer in each of their first three career starts...went 4-1 with a 2.27 ERA and .230 opponents batting average over his final six starts...won each of his final three decisions beginning Sept. 11, the first time he put together consecutive wins in his career...finished September with a 3-1 record and a 2.79 ERA in five starts...started Game 2 of the ALDS against Detroit and combined with Grant Balfour on a four-hit shutout in the A's 1-0 win (8.0 ip, 4 h, 2 bb, 9 so)...according to the Elias Sports Bureau, he became the third rookie to strikeout at least nine without allowing a run in a postseason game (Dave Righetti, Game 2 of 1981 ALDS; Mike Boddicker, Game 2 of 1983 ALCS)...is the fourth pitcher with 10 or fewer career regular seasons starts that has not allowed a run in a postseason start (Duster Mails, Game 6 of 1920 World Series; Brandon Backe, Game 5 of 2004 NLCS; Matt Moore, Game 1 of 2011 ALDS)...also started Game 5 and allowed three runs on six hits and four walks in 5.0 innings for the loss in a 3-0 decision...had surgery for a fractured left thumb following the season...the surgery, an internal fixation with a screw to repair the thumb fracture, was performed by Dr. Thomas Graham at the Cleveland Clinic Hospital Oct. 18...ranked fourth in the Pacific Coast League in ERA (3.42), tied for fifth in wins (10) and complete games (1) and tied for seventh in strikeouts (118)...led the league in strikeouts per nine innings (8.97)...ranked fourth in the A's farm system in ERA, tied for fifth in wins and sixth in strikeouts...was named the A's organization

Minor League Pitcher of the year and was also a *Baseball America* Triple-A All-Star...surrendered just five home runs in 118.1 innings, an average of 0.38 per nine innings...allowed a .259 opponents batting average, including .244 against left-handed hitters compared to .274 against right-handers...issued 26 of his 39 walks to lefties...yielded a .223 batting average and .281 on-base percentage to batters leading off an inning...won back-to-back games April 25 against Salt Lake and May 1 at Fresno, one of two times he put together consecutive wins all year (July 4-24)...tossed a complete game four-hitter in the latter outing against the Grizzlies, a 4-1 win...struck out a season-high 11 batters and did not issue a walk in 7.0 innings in a no decision against New Orleans May 21...logged a 2.38 ERA in seven starts in May but was just 3-3...struck out 46 batters in 41.2 innings...was named to the Triple-A All-Star Game but did not pitch as he was promoted to Oakland July 10...was 8-6 with a 2.99 ERA and .249 opponents batting average in 17 starts at the time...was optioned back to Sacramento July 19 and went 2-1 with a 6.19 ERA and .318 opponents batting average over his final three starts...was rated as having the best breaking ball and best control in the Pacific Coast League by *Baseball America*.

2012—Spent the entire season at Double-A Midland, with the exception of one start with Triple-A Sacramento in September...was 6-9 with a 4.14 ERA in 26 games, all starts, with the RockHounds...tied for the Texas League lead in shutouts (1), tied for second in complete games (1), ranked third in innings pitched (148.0) and tied for fourth in games started...led Midland in starts and innings pitched...had a no decision in his one regular season start with Sacramento, allowing four runs in 4.0 innings (9.00 ERA)...combined for a 4.26 ERA in 27 starts overall...tied for second in the A's farm system in complete games (1) and ranked third in innings pitched (152.0 ip)...surrendered just eight home runs in 152.0 innings (0.47 per nine innings)...allowed a .271 opponents batting average, including .250 against right-handed hitters compared to .306 against left-handers...was 2-6 with a 4.72 ERA in 14 starts before the TL All-Star Break...then went 4-3 with a 3.82 ERA in 13 starts after the break...compiled a 3.83 ERA over the first four innings of a game, 5.24 after that...led TL pitchers in total chances (51) and errors (6)...had a .882 fielding percentage...was named the A's fifth best prospect by *Baseball America* following the season...was also tabbed as having the best curveball in the A's farm system by the magazine...picked up his first win of the season in his third start April 19 at San Antonio (7.0 ip, 4 h, 1 r, 1 er, 1 bb, 5 so)...then went 0-4 with a 5.63 ERA over his next eight starts from April 24 to June 8...tossed 3.0 scoreless and hitless innings May 19 against Corpus Christi...was placed on the disabled list the next day with a contusion on his right finger...was reinstated May 27 and lost each of his first three starts following his return...snapped his losing streak by tossing 5.0 scoreless innings June 13 at Frisco (4 h, 4 bb, 5 so)...then went 0-2 with a 6.26 ERA over his next four starts from June 18 to July 7...had a season-best three-game winning streak from July 13 to 28, compiling a 1.80 ERA over that four-start stretch...tossed a seven-inning complete game shutout July 18 against Corpus Christi (8 h, 1 bb, 2 so)...was transferred to Sacramento Sept. 1 and made his lone regular season start for the River Cats Sept. 3 at Salt Lake City, a no decision in a 16-9 loss (4.0 ip, 10 h, 4 r, 4 er, 1 bb, 2 so)...also made one postseason start for Sacramento, a no decision (6.0 ip, 8 h, 3 r, 3 er, 1 bb, 5 so, 4.50 ERA).

2011—The A's first round selection in the First-Year Player Draft signed July 25 and combined for a 1-1 record and 0.82 ERA in six starts with the A's affiliate in the Arizona Rookie League and Double-A Midland...did not surrender a home run in 22.0 innings...allowed a .241 opponents batting average, including .206 against right-handed hitters compared to .267 against left-handers...opponents were 2-for-17 (.118) with runners in scoring position...made his professional debut Aug. 7 at the Rangers Arizona Rookie League affiliate, absorbing the loss in a 6-3 decision...allowed a run on four hits in 2.0 innings and struck out two...was transferred to Midland Aug. 11 and went 1-0 with a 0.45 ERA in five starts...did not allow a run in his first four outings, giving him a 19.1-inning scoreless streak from Aug. 7 to Sept. 5...recorded his first pro win Aug. 31 at San Antonio (5.0 ip, 1 h, 1 bb, 3 so)...was rated as the A's third-best prospect by *Baseball America* following the season.

PERSONAL/MISCELLANEOUS

Sonny Douglas Gray was originally signed by A's scout Matt Ranson...graduated from Smyrna (TN) High School in 2008...originally drafted by the Chicago Cubs in the 27th round that year...did not sign and attended Vanderbilt University...left the Commodores ranking second on the school's all-time win list (27) and fourth in strikeouts (317)...went 12-4 with a 2.43 ERA in 2011 to lead Vanderbilt to its first-ever College World Series appearance...was named second-team All-SEC in 2010 and 2011...was a Louisville Slugger Freshman All-American in 2009...pitched for the USA National Team in 2009 and 2010...was named *Baseball America* Summer Player of the Year in 2010...signed autographs for

elementary school students at the Oakland Zoo and visited the Salvation Army as part of the A's Holiday Caravan in 2014.

LIFETIME PITCHING RECORD

Year	Club	W	L	ERA	G	GS	CG	SHO	SV	IP	H	R	ER	HR	HB	BB	IBB	SO	WP	BK
2011	AZL A's	0	1	4.50	1	1	0	0	0	2.0	4	1	1	0	0	0	0	2	0	0
	Midland	1	0	0.45	5	5	0	0	0	20.0	15	1	1	0	0	6	0	18	2	0
2012	Midland	6	9	4.14	26	26	1	1	0	148.0	148	73	68	8	4	57	0	97	16	1
	Sacramento	0	0	9.00	1	1	0	0	0	4.0	10	4	4	0	1	1	0	2	1	0
2013	Sacramento	10	7	3.42	20	20	1	0	0	118.1	117	51	45	5	0	39	0	118	10	0
	OAKLAND	5	3	2.67	12	10	0	0	0	64.0	51	22	19	4	0	20	0	67	2	1
2014	OAKLAND	14	10	3.08	33	33	2	2	0	219.0	187	84	75	15	7	74	2	183	15	0
ML Totals		19	13	2.99	45	43	2	2	0	283.0	238	106	94	19	7	94	2	250	17	1

CAREER TRANSACTIONS

2008 — Selected by the Chicago Cubs organization in the 27th round of the First-Year Player Draft; did not sign.
2011 — Selected by the Oakland Athletics organization in the 1st round (18th selection overall) of the First-Year Player Draft.

DIVISION SERIES RECORD

Year	Club/Opp.	W	L	ERA	G	GS	CG	SHO	SV	IP	H	R	ER	HR	HB	BB	IBB	SO	WP	BK
2013	OAK vs. DET	0	1	2.08	2	2	0	0	0	13.0	10	3	3	1	0	6	1	12	0	0

OAKLAND A'S CLINCHING DATES

Year	Date	Game No.	Opponent	Score	Winner	Loser
1971	September 15	149	at Chicago	3-2	Grant	Wood
1972	September 28	150	Minnesota	8-7	Fingers	LaRoche
1973	September 23	156	at Chicago	10-5	Blue	Wood
1974	September 27	158	Chicago	2-3	Bahnsen	Holtzman
1975	September 24	158	Chicago	13-2	Blue	Jefferson
1988	September 19	151	Minnesota	5-3	Stewart	Toliver
1989	September 27	158	Texas	5-0	Moore	Moyer
1990	September 25	154	at Kansas City	5-0	Stewart	Appier
1992	September 28	156/157	Off Day*			
2000	October 1	161	Texas	3-0	Hudson	Glynn
2001	September 23	150	Seattle	7-4	Mulder	Garcia
2002	September 20 (Playoff)	154	Texas	4-2	Mecir	Kolb
	September 26 (Division)	159	at Seattle	5-3 (10)	Koch	Hasegawa
2003	September 23	158	Texas	4-3 (10)	Foulke	Cordero
2006	September 26	157	at Seattle	12-3	Harden	Woods
2012	October 1 (Playoff)	160	Texas	4-3	Parker	Perez
	October 3 (Division)	162	Texas	12-5	Scribner	Holland
2013	September 22	156	Minnesota	11-7	Gray	De Vries
2014	September 28	162	at Texas	4-0	Gray	Martinez

*Chicago defeated 2nd place Minnesota on the A's off day.

VS. THE AMERICAN LEAGUE

2014		CAREER												
ERA	W	L	S	G	IP	ER	vs. TEAM	ERA	W	L	S	G	IP	ER
4.50	1	1	0	2	12.0	6	Baltimore	7.04	1	2	0	3	15.1	12
3.00	0	0	0	1	6.0	2	Boston	3.00	0	0	0	1	6.0	2
2.57	0	0	0	1	7.0	2	Chicago	2.57	0	0	0	1	7.0	2
0.75	1	0	0	2	12.0	1	Cleveland	0.75	1	0	0	2	12.0	1
6.00	0	0	0	1	6.0	4	Detroit	6.00	0	0	0	1	6.0	4
4.50	1	0	0	1	6.0	3	Houston	2.05	2	1	0	3	22.0	5
1.93	0	2	0	2	14.0	3	Kansas City	1.93	0	2	0	2	14.0	3
3.10	2	1	0	4	29.0	10	Los Angeles	2.68	2	1	0	6	37.0	11
—	0	0	0	0	0.0	0	Minnesota	5.40	2	0	0	2	10.0	6
4.50	0	1	0	1	6.0	3	New York	4.50	0	1	0	1	6.0	3
—	0	0	0	0	0.0	0	Oakland	—	0	0	0	0	0.0	0
2.67	3	1	0	5	33.2	10	Seattle	2.36	4	1	0	7	45.2	12
5.11	0	1	0	2	12.1	7	Tampa Bay	3.32	1	1	0	3	19.0	7
2.06	4	2	0	6	43.2	10	Texas	2.06	4	2	0	6	43.2	10
1.29	1	0	0	1	7.0	1	Toronto	2.08	1	1	0	2	13.0	3

VS. THE NATIONAL LEAGUE

2014		CAREER												
ERA	W	L	S	G	IP	ER	vs. TEAM	ERA	W	L	S	G	IP	ER
6.75	0	1	0	1	5.1	4	Atlanta	6.75	0	1	0	1	5.1	4
9.00	0	0	0	1	5.0	5	Miami	9.00	0	0	0	1	5.0	5
—	0	0	0	0	0.0	0	Pittsburgh	0.00	0	0	0	1	2.0	0
1.29	1	0	0	1	7.0	1	San Francisco	1.29	1	0	0	1	7.0	1
3.86	0	0	0	1	7.0	3	Washington	3.86	0	0	0	1	7.0	3

MONTHLY BREAKDOWN

2014		CAREER												
ERA	W	L	S	G	IP	ER	by MONTH	ERA	W	L	S	G	IP	ER
0.00	0	0	0	1	6.0	0	March	0.00	0	0	0	1	6.0	0
2.06	4	1	0	5	35.0	8	April	2.06	4	1	0	5	35.0	8
3.00	1	0	0	5	33.0	11	May	3.00	1	0	0	5	33.0	11
5.40	2	2	0	5	30.0	18	June	5.40	2	2	0	5	30.0	18
1.03	5	0	0	5	35.0	4	July	0.92	5	0	0	7	39.0	4
4.38	1	4	0	6	39.0	19	August	3.73	3	6	0	11	70.0	29
3.29	1	3	0	6	41.0	15	September	3.09	4	4	0	11	70.0	24

PITCHING BREAKDOWN

2014		CAREER												
ERA	W	L	S	G	IP	ER	by CATEGORY	ERA	W	L	S	G	IP	ER
3.60	8	7	0	18	115.0	46	Home	3.18	11	8	0	24	155.2	55
2.51	6	3	0	15	104.0	29	Away	2.76	8	5	0	21	127.1	39
3.22	6	3	0	12	78.1	28	Day	3.41	9	5	0	17	105.2	40
3.01	8	7	0	21	140.2	47	Night	2.74	10	8	0	28	177.1	54
2.79	10	3	0	19	125.2	39	Pre-ASG	2.75	10	3	0	20	127.2	39
3.47	4	7	0	14	93.1	36	Post-ASG	3.19	9	10	0	25	155.1	55
3.08	14	10	0	33	219.0	75	Starter	3.03	19	13	0	43	279.0	94
—	0	0	0	0	0.0	0	Reliever	0.00	0	0	0	2	4.0	0

BALLPARK BREAKDOWN

	ERA	W	L	S	G	IP	ER
Angel Stadium of Anaheim	3.00	0	0	0	2	9.0	3
Camden Yards	11.42	0	2	0	2	8.2	11
Fenway Park	3.00	0	0	0	1	6.0	2
Globe Life Park in Arlington	0.36	3	0	0	3	24.2	1
Kauffman Stadium	2.57	0	1	0	1	7.0	2
Marlins Park	9.00	0	0	0	1	5.0	5
O.co Coliseum	3.18	11	8	0	24	155.2	55
PNC Park	0.00	0	0	0	1	2.0	0
Progressive Field	1.50	1	0	0	1	6.0	1
Rogers Centre	3.00	0	1	0	1	6.0	2
Safeco Field	0.98	3	0	0	4	27.2	3
Target Field	3.60	1	0	0	1	5.0	2
Tropicana Field	1.13	0	0	0	1	8.0	1
Turner Field	6.75	0	1	0	1	5.1	4
U.S. Cellular Field	2.57	0	0	0	1	7.0	2

FIELDING STATISTICS

Pitcher

Year	Pct.	G	PO	A	E	TC	DP
2013	.950	12	9	10	1	20	0
2014	.952	33	18	41	3	62	3
Totals	.951	45	27	51	4	82	3

GRAY'S CAREER BESTS

Low Hit Complete Game: 2, April 28, 2014 at Texas
Innings Pitched: 9.0 (twice), last: September 28, 2014 at Texas. As reliever: 2.0 (twice), last: July 19, 2013 at Los Angeles (AL)

Strikeouts: 12, September 23, 2014 vs. Los Angeles (AL). As reliever: 3 (twice), last: July 19, 2013 at Los Angeles (AL)

Pitches: 118, August 15, 2013 vs. Houston

Longest Winning Streak: 6 (twice), last: June 18 to July 26, 2014

Longest Losing Streak: 4, August 1 to 16, 2014

Longest Scoreless Streak: 14.0 (twice), last: April 23 to May 4, 2014

GRAY'S 2014 STARTS

Date	Opponent	Score	Dec	ERA	IP	H	R	ER	BB	SO	HR	#PIT
March 31	Cleveland	0-2	--	0.00	6.0	5	0	0	3	7	0	105
April 6	Seattle	6-3	W	0.75	6.0	6	3	1	2	3	0	98
April 12	at Seattle	3-1	W	0.95	7.0	5	1	1	2	9	0	102
April 18	Houston	11-3	W	1.80	6.0	9	3	3	2	4	0	106
April 23	Texas	0-3	L	2.25	7.0	5	3	3	4	8	1	108
April 28	at Texas	4-0	W	1.76	9.0	2	0	0	1	6	0	108
May 4	at Boston	3-2 (10)	--	1.91	6.0	6	2	2	2	3	1	102
May 10	Washington	4-3 (10)	--	2.17	7.0	6	3	3	2	3	1	96
May 16	at Cleveland	11-1	W	2.10	6.0	2	1	1	3	9	1	90
May 22	at Tampa Bay	2-5 (11)	--	1.99	8.0	5	1	1	2	3	0	93
May 27	Detroit	5-6	--	2.31	6.0	8	4	4	1	5	1	102
June 1	Los Angeles (AL)	6-3	W	2.45	6.2	7	3	3	3	5	0	113
June 7	at Baltimore	3-6	L	2.83	5.1	4	5	5	4	7	1	100
June 13	New York (AL)	0-7	L	2.93	6.0	7	3	3	1	7	0	103
June 18	Texas	4-2	W	2.91	7.0	6	2	2	2	7	0	100
June 28	at Miami	7-6 (14)	--	3.20	5.0	7	5	5	3	4	0	93
July 3	Toronto	4-1	W	3.08	7.0	4	1	1	3	5	0	95
July 8	San Francisco	6-1	W	2.97	7.0	6	1	1	1	8	1	98
July 13	at Seattle	4-1	W	2.79	7.2	6	1	0	2	5	0	108
July 20	Baltimore	10-2	W	2.72	6.2	2	2	1	2	8	0	106
July 26	at Texas	5-1	W	2.65	6.2	7	1	1	4	5	0	106
Aug. 1	Kansas City	0-1	L	2.59	7.0	3	1	1	0	7	1	101
Aug. 6	Tampa Bay	3-7	L	2.87	4.1	10	7	6	4	3	1	90
Aug. 11	at Kansas City	2-3	L	2.86	7.0	6	3	2	3	2	0	96
Aug. 16	at Atlanta	3-4	L	2.99	5.1	8	4	4	1	5	0	99
Aug. 22	Los Angeles (AL)	5-3	W	3.00	8.1	6	3	3	2	5	2	102
Aug. 28	at Los Angeles (AL)	3-4 (10)	--	3.03	7.0	6	3	3	3	6	0	103
Sept. 2	Seattle	5-6	L	3.25	5.0	7	6	6	2	2	1	80
Sept. 8	at Chicago (AL)	4-5 (12)	--	3.22	7.0	4	3	2	3	4	1	104
Sept. 13	at Seattle	3-2 (10)	--	3.18	8.0	5	2	2	2	7	1	96
Sept. 18	Texas	2-7	L	3.28	5.0	8	5	4	2	4	0	91
Sept. 23	Los Angeles (AL)	0-2	L	3.21	7.0	3	2	1	3	12	1	98
Sept. 28	at Texas	4-0	W	3.08	9.0	6	0	0	0	5	0	103



RIGHT-HANDED PITCHER

Height/Weight: 6-5 / 230

Bats/Throws: Right / Right

Birthdate: January 28, 1988

Opening Day Age: 27

Birthplace/Resides: El Cajon, California / Scottsdale, Arizona

Major League Service: 2 years, 102 days

Obtained: Selected in the 13th round of the 2010 First-Year Player Draft

Contract Status: First year of a one-year contract through 2015

CAREER HIGHLIGHTS

Made his Major League debut with Oakland in 2012 in just his third professional season and is 21-11 with a 3.60 ERA in 47 starts in two seasons with the A's...missed the 2014 season after undergoing "Tommy John" surgery...went 7-1 with a 3.06 ERA in 15 starts as a rookie in 2012...his .875 winning percentage was second best in Major League history by a rookie with 15 or more starts...pitched exclusively in relief in 2010 when he was named to the Northwest League Postseason All-Star team after leading the league with 15 saves at Short-Season Single-A Vancouver...was converted to a starter in 2011 and tied for first in the A's farm system in strikeouts that year (156)...was named A's Minor League Co-Pitcher of the Year in 2012...is 19-11 with a 3.15 ERA (101 er in 289.0 ip) in 68 games, including 44 starts, over three seasons in the minors...had 280 strikeouts and just 57 walks in 289.0 innings.

2014 HIGHLIGHTS

Missed the entire season after undergoing "Tommy John" surgery on his right elbow...had no decisions and a 10.38 ERA in three Spring Training starts before he was shut down after his March 13 start against Colorado...was placed on the 15-day disabled list March 29 retroactive to March 21 with a flexor muscle strain...underwent successful reconstructive surgery to repair the ulnar collateral ligament in his right elbow April 30...the surgery was performed by Dr. Thomas Mehlhoff at the Texas Orthopedic Hospital in Houston...was transferred to the 60-day DL May 4.

CAREER

2013—Was 14-10 with a 3.83 ERA in 32 starts in his first full season in the majors...allowed a Major League leading 36 home runs, which was the fourth highest total in Oakland history and fifth highest in Athletics history...it was the most by an A's pitcher since Curt Young surrendered 38 in 1987...25 of the home runs were solo shots, which also led the majors and were second most in Oakland history (Hunter, 26 in 1973)...has allowed 46 home runs in 47 career starts...ranked fourth in the American League in opponents on-base percentage (.280), fifth in batting average (.226) and tied for eighth in wins...led the A's in innings pitched (200.0), strikeouts (171) and losses and tied for the team-lead in games started...the 10 losses were the fewest by the A's team-leader since Cory Lidle had 10 in 2002...his opponents batting average included a mark of .226 against right-handed hitters and .226 against left-handers...yielded a .251 on-base percentage to batters leading off an inning, which was third lowest in the AL...also ranked fifth in slugging (.328) and sixth in batting (.205)...now has a .201 batting average, .242 on-base percentage and .309 slugging percentage against batters leading off an inning in his career...surrendered a .167 batting average against a batter the first time he faced him in a game, which was the lowest mark in the majors among pitchers that qualified for the ERA title...it was also the lowest by an A's pitcher with 150 or more innings since at least 1916...now has a .175 (68-for-389) average against a batter the first time he faces him in a game in his career...allowed a .164 batting average with runners in scoring position and two outs, which ranked fifth in the AL among ERA qualifiers...averaged 5.45 runs of support, which was 10th highest in the AL...was 11-0 in 13 starts with run support of four or more and is 18-0 in 21 such starts in his career...has a career run support average of 5.61 (176 rs in 282.1 ip)...left with a lead in five of his starts only to have the bullpen blow the save...induced just eight grounded into double plays in 200.0 innings and his average of 0.36 GIDPs per nine innings was the lowest mark in the AL and second lowest in the majors (Teheran, ATL 0.29)...it was seventh lowest in Oakland history and was the lowest since Scott Sanderson had a mark of 0.26 in 1990...yielded 60 of his 91 runs (65.9%) in the fourth through sixth innings...compiled a 2.25 ERA over the first three innings of a game, 5.90 in innings four through six and 2.12 from the seventh inning on...had a 1.41 ERA in the first inning and has

a 1.53 ERA (8 er in 47.0 ip) in the first in his career...allowed 21 of his 36 home runs on the road, which tied for the most in the majors (Guthrie, KC) and was third most in Oakland history...18 came during the day, which tied for the most in the majors (Dickey, TOR) and was second most in Oakland history (Hunter, 24 in 1969)...two were grand slams, which tied for the most in the AL...had a 6-6 record in 16 starts during the day, 8-4 in 16 starts at night...is now 6-6 in 21 career starts during the day compared to 15-5 in 26 starts at night...made 29 of his 32 starts on four or five days rest...did not commit an error in 23 chances and has not made a miscue in 47 career games and 34 total chances...the A's were 19-13 (.594) in his starting assignments and are 31-16 (.660) in his 47 career starts...walked two batters or fewer in 27 of his 32 starts...allowed two or more home runs in a start 12 times, which tied the Athletics record set by Catfish Hunter in 1973...tossed a career-high 110 pitches in his second start of the season, an 8-1 win at Los Angeles (AL) April 11 (matched July 13 vs. Boston)...allowed a career-high nine runs in 4.0 innings April 22 at Boston for his first loss of the season...combined with Doolittle and Balfour on a six-hit, 2-0 shutout at New York (AL) May 3...tossed 7.0 innings and allowed all six of the hits...that was part of a career-high tying 14.0-inning scoreless streak from April 27 to May 8...surrendered a career-high tying three home runs May 25 at Houston, his first of three three-homer games in 2013 (July 19 at Los Angeles-AL and July 29 vs. Toronto)...however, picked up the win and was 2-1 in his three starts in which he allowed three home runs...the win ran his record to 5-3 with a 3.84 ERA over his first 10 starts...then went 0-3 with a 4.15 ERA over his next four starts from May 30 to June 15, which was the longest losing streak of his career...walked in his first Major League plate appearance May 30 at San Francisco before striking out in his next at bat...had a 5-6 record over his first 15 starts...then went 9-4 over his final 17 starts beginning June 26 against Cincinnati when he tossed his first career complete game, a two-hit shutout in the A's 5-0 win (2 bb, 7 so)...went 1-2 with a 2.60 ERA in five starts in June...had the seventh lowest June ERA in the AL and also ranked third with a .190 opponents batting average...allowed seven runs on a career-high 10 hits in 5.2 innings July 2 against Chicago (NL) but had a no decision in the A's 8-7 win...combined with Balfour on a seven-hit shutout in the A's 3-0 win over Boston July 13...tossed eight innings and allowed six of the hits...that gave him a three-game winning streak over a four-start stretch from June 26 to July 13 (2.93 ERA, .219 opponents batting average)...allowed 10 home runs in 25.0 innings over a four-start stretch from July 19 to Aug. 4...finished July with a record of 4-1 and a 4.86 ERA in six starts...tied for second in the AL in wins in July...it marked the second time he won four games in a month in his career (Sept., 2012)...allowed more home runs (11) than walks (6)...the 11 home runs tied the Oakland record for home runs allowed in any month (fifth time, last: Mark Redman in July, 2004)...is now 7-1 in 11 career starts in July...issued a career-high six walks in 5.2 innings Aug. 11 at Toronto but had a no decision in the A's 6-4 win...that began a three-start stretch where he walked 15 batters in 16.2 innings...had just 32 walks in 147.1 innings over his first 23 starts (1.95 per nine innings)...finished the season by walking one batter or fewer in five of his final six starts (7 bb in 36.0 ip, 1.75 per nine innings)...had a four-game winning streak from Aug. 26 to Sept. 12 (3.60 ERA)...matched his career high with nine strikeouts and won his 13th game of the season Sept. 6 against Houston...it was the 20th win of his career and it came in his 44th start...the only pitchers in Oakland history to win 20 games in fewer than their first 44 games are Tim Hudson (37 starts) and Vida Blue (39 games, 31 starts)...was not on the A's postseason roster for the ALDS against Detroit due to elbow tendinitis.

2012—Began the year at Double-A Midland but finished the season in the starting rotation for Oakland...went 7-1 with a 3.06 ERA in 15 starts in his Major League debut with the A's...his .875 winning percentage was the best in Oakland history and third best in Athletics history among pitchers with 15 or more starts...it was the best by an Athletic since Jim Nash went 12-1 (.923) in 1966...at the time, it was the second best mark by any ML pitcher over the last 17 years to Cliff Lee, who went 22-3 (.880) for Cleveland in 2008...it was second best by a rookie in ML history (since 1900) among pitchers with 15 or more starts to Nash in 1966...had the eighth lowest ERA in the American League among pitchers with 81 or more innings pitched...using the same minimum, it was the sixth best mark by a rookie in Oakland history...ranked 10th among AL rookies in wins...walked just 19 batters in 82.1 innings, an average of 2.08 per nine innings...struck out 64 for a strikeout to walk ratio of 3.37...allowed a .236 opponents batting average, which included a .225 mark against right-handed hitters compared to .245 against left-handers...opponents were 16-for-83 (.193) with three walks (.221 on-base percentage) when leading off an inning...allowed a .359 batting average to the number three hitter, .218 against everyone else...was 7-1 with a 2.34 ERA in 10 starts at night, 0-0 with a 5.23 ERA in five starts during the day...was 3-0 with a 1.95 ERA in five starts against AL West competition...the A's were 12-3 (.800) in his starting assignments...allowed two runs or fewer in 10 of his 15 starts and walked two batters or fewer

14 times...was selected from Sacramento June 24, making his Major League debut that day against San Francisco...became the 43rd pitcher in Oakland history to start in his debut and had a no decision in the A's 4-2 win...allowed a two-run home run to Posey in the first inning but those were the only runs he would yield in six innings...left trailing 2-1 but Norris hit a three-run "walk-off" home run for the win...tossed 6.0 shutout innings in his second start at Texas June 29 as part of a career-high 14.0 inning scoreless streak from June 24 to July 4...the streak ended on the 4th when he surrendered David Ortiz' 400th career home run...earned his first Major League win in his fourth start, a 6-3 win at Minnesota July 13...allowed three runs in six innings but a Gomes grand slam in the fourth gave him a 4-3 lead...struck out a career-high nine batters July 25 at Toronto...tossed six or more innings and allowed three runs or fewer in each of his first seven starts, which was the longest such streak to start a career in Athletics history...left after 1.2 innings in his eighth start Aug. 4 against Toronto...was placed on the 15-day disabled list the next day with right shoulder tightness...made two rehab starts with Sacramento before he was reinstated from the DL Sept. 1...won each of his first three starts following his return, which improved his career record to 6-0 with a 1.94 ERA over his first 11 starts...according to the Elias Sports Bureau, since earned runs became an official stat (1912 in NL, 1913 in AL), he is just the second pitcher to go undefeated in at least his first 11 Major League appearances, all starts, while maintaining an ERA under 2.00...the other is Jered Weaver, who went 9-0 with a 1.95 ERA over his first 12 starts with the Angels in 2006...is the first pitcher in Oakland history to start his career 6-0 and just the second Athletic since 1927 (Jim Nash, 7-0 in 1966)...allowed three runs or fewer and walked two batters or fewer in each of his first 11 starts, which is the longest such career-opening streak by a ML pitcher since at least 1916...walked three batters Sept. 23 at New York, snapping a career-opening streak of 12 consecutive starts with two walks or fewer...that is the longest streak to start a career by an Athletics starting pitcher since at least 1916...finished September with a 4-1 record and a 3.09 ERA in six starts...started Game 4 of the ALDS against Detroit and had a no decision in the A's 4-3 win...allowed two runs on seven hits in 5.0 innings...was named the A's Minor League Co-Pitcher of the Year with Dan Straily after combining for a 7-3 record and a 2.82 ERA in 17 games, all starts, with Double-A Midland and Triple-A Sacramento...struck out 91 and walked just 18 in 102.0 innings...averaged 1.59 walks per nine innings with a strikeout to walk ratio of 5.06...yielded just seven home runs, an average of 0.62 per nine innings...allowed a .211 opponents batting average, including .181 against left-handed hitters...walked one batter or fewer in 14 of his 17 starts...began the year at Midland and went 3-1 with a 2.49 ERA in seven starts...did not allow a hit in his second start April 10 at Springfield, tossing 6.0 scoreless innings, and was named Texas League Pitcher of the Week for his efforts...won three consecutive starts from April 22 to May 2 (2.61 ERA)...was promoted to Sacramento May 11 and went 4-2 with a 3.07 ERA and .217 opponents batting average in 10 starts with the River Cats...including 3-0 with a 1.31 ERA and .177 opponents batting average over his final five starts before his promotion to Oakland June 24...tossed back-to-back complete games June 8 at Colorado Springs (7.0 ip, 3 h, 2 r, 8 so) and June 13 at Fresno (9.0 ip, 6 h, 1 r, 1 er, 1 bb, 6 so)...also made two starts for Sacramento on a rehab assignment that began Aug. 22.

2011—Pitched for four different teams in the A's farm system and combined for an 11-7 record and a 3.47 ERA in 27 games, all starts, with Single-A Burlington, Single-A Stockton, Double-A Midland and Triple-A Sacramento...walked just 32 batters in 160.2 innings, an average of 1.79 per nine innings...struck out 156 for a strikeout to walk ratio of 4.88...tied for first in the A's farm system in strikeouts, tied for second in innings pitched, tied for fourth in wins and ranked fifth in ERA...allowed a .238 opponents batting average, including .208 with runners in scoring position...allowed 17 home runs, 12 of which came with the bases empty...began the season with Burlington and went 4-0 with a 1.56 ERA in eight starts...held the opposition to a .187 batting average and walked just five batters in 52.0 innings...struck out 10 batters in 6.0 innings in his first start April 9 at Clinton...it was his first of four 10-strikeout games in 2011...was promoted to Stockton May 20 and struck out 10 while tossing 7.0 shutout innings in his first start May 21 against San Jose...that extended his scoreless streak to 18.1 innings...went 5-3 with a 3.57 ERA in 12 starts with the Ports...allowed a .185 average with runners in scoring position...was sent to Sacramento June 12 for a start against Tacoma that day...allowed three runs on six hits in 6.0 innings for the loss and returned to Stockton the next day...made two more starts with the Ports before he was transferred to Midland June 30...spent the entire month of July with the RockHounds and went 2-3 with a 6.47 ERA in six starts...return to Stockton Aug. 4 and went 3-1 with a 4.00 ERA over his final six starts...went 2-0 with a 1.29 ERA in three postseason starts with the Ports...struck out 28 batters in 21.0 innings and walked just two.

VS. THE AMERICAN LEAGUE

2014		CAREER												
ERA	W	L	S	G	IP	ER	vs. TEAM	ERA	W	L	S	G	IP	ER
—	0	0	0	0	0.0	0	Overall	3.60	21	11	0	47	282.1	113
—	0	0	0	0	0.0	0	Baltimore	5.14	0	1	0	1	7.0	4
—	0	0	0	0	0.0	0	Boston	3.60	2	1	0	4	25.0	10
—	0	0	0	0	0.0	0	Chicago	4.91	0	1	0	1	7.1	4
—	0	0	0	0	0.0	0	Cleveland	2.31	0	1	0	2	11.2	3
—	0	0	0	0	0.0	0	Detroit	8.38	1	1	0	2	9.2	9
—	0	0	0	0	0.0	0	Houston	4.88	3	0	0	4	24.0	13
—	0	0	0	0	0.0	0	Kansas City	4.09	1	0	0	2	11.0	5
—	0	0	0	0	0.0	0	Los Angeles	2.81	2	2	0	5	32.0	10
—	0	0	0	0	0.0	0	Minnesota	2.77	2	0	0	2	13.0	4
—	0	0	0	0	0.0	0	New York	3.12	2	0	0	3	17.1	6
—	0	0	0	0	0.0	0	Oakland	—	0	0	0	0	0.0	0
—	0	0	0	0	0.0	0	Seattle	3.72	3	2	0	5	29.0	12
—	0	0	0	0	0.0	0	Tampa Bay	2.57	1	0	0	2	14.0	4
—	0	0	0	0	0.0	0	Texas	3.25	1	1	0	5	27.2	10
—	0	0	0	0	0.0	0	Toronto	2.66	2	0	0	4	20.1	6

VS. THE NATIONAL LEAGUE

2014		CAREER												
ERA	W	L	S	G	IP	ER	vs. TEAM	ERA	W	L	S	G	IP	ER
—	0	0	0	0	0.0	0	Chicago	11.12	0	0	0	1	5.2	7
—	0	0	0	0	0.0	0	Cincinnati	0.00	1	0	0	1	9.0	0
—	0	0	0	0	0.0	0	Milwaukee	0.00	0	0	0	1	7.0	0
—	0	0	0	0	0.0	0	San Francisco	4.63	0	1	0	2	11.2	6

MONTHLY BREAKDOWN

2014		CAREER												
ERA	W	L	S	G	IP	ER	by MONTH	ERA	W	L	S	G	IP	ER
—	0	0	0	0	0.0	0	April	4.65	2	2	0	5	31.0	16
—	0	0	0	0	0.0	0	May	3.55	3	2	0	6	38.0	15
—	0	0	0	0	0.0	0	June	2.31	1	2	0	7	46.2	12
—	0	0	0	0	0.0	0	July	3.97	7	1	0	11	68.0	30
—	0	0	0	0	0.0	0	August	3.90	1	2	0	6	30.0	13
—	0	0	0	0	0.0	0	September	3.14	7	2	0	11	66.0	23
—	0	0	0	0	0.0	0	October	13.50	0	0	0	1	2.2	4

PITCHING BREAKDOWN

2014		CAREER												
ERA	W	L	S	G	IP	ER	by CATEGORY	ERA	W	L	S	G	IP	ER
—	0	0	0	0	0.0	0	Home	3.44	10	4	0	24	146.1	56
—	0	0	0	0	0.0	0	Away	3.77	11	7	0	23	136.0	57
—	0	0	0	0	0.0	0	Day	3.89	6	6	0	21	122.2	53
—	0	0	0	0	0.0	0	Night	3.38	15	5	0	26	159.2	60
—	0	0	0	0	0.0	0	Pre-ASG	3.46	8	6	0	22	140.1	54
—	0	0	0	0	0.0	0	Post-ASG	3.74	13	5	0	25	142.0	59
—	0	0	0	0	0.0	0	Starter	3.60	21	11	0	47	282.1	113
—	0	0	0	0	0.0	0	Reliever	—	0	0	0	0	0.0	0

BALLPARK BREAKDOWN

	ERA	W	L	S	G	IP	ER
Angel Stadium of Anaheim	2.77	2	2	0	4	26.0	8
AT&T Park	6.35	0	1	0	1	5.2	4
Comerica Park	8.38	1	1	0	2	9.2	9
Fenway Park	15.75	0	1	0	1	4.0	7
Globe Life Park in Arlington	1.59	0	0	0	2	11.1	2
Kauffman Stadium	3.60	1	0	0	1	5.0	2
Miller Park	0.00	0	0	0	1	7.0	0
Minute Maid Park	5.25	2	0	0	2	12.0	7
O.co Coliseum	3.44	10	4	0	24	146.1	56
Progressive Field	4.05	0	1	0	1	6.2	3
Rogers Centre	1.54	1	0	0	2	11.2	2
Safeco Field	1.69	1	0	0	1	5.1	1
Target Field	2.77	2	0	0	2	13.0	4
U.S. Cellular Field	4.91	0	1	0	1	7.1	4
Yankee Stadium	3.18	1	0	0	2	11.1	4

FIELDING STATISTICS

Pitcher		Pct.	G	PO	A	E	TC	DP
2012	1.000	15	4	7	0	11	0	0
2013	1.000	32	8	15	0	23	0	0
Totals	1.000	47	12	22	0	34	0	0

GRIFFIN'S CAREER BESTS

Low Hit Complete Game: 2, June 26, 2013 vs. Cincinnati
Innings Pitched: 9.0, June 26, 2013 vs. Cincinnati
Strikeouts: 9 (twice), last: September 6, 2013 vs. Houston
Pitches: 110 (twice), last: July 13, 2013 vs. Boston
Longest Winning Streak: 6, July 13 to September 12, 2012
Longest Losing Streak: 3, May 30 to June 15, 2013
Longest Scoreless Streak: 14.0 (twice), last: April 27 to May 8, 2013



RIGHT-HANDED PITCHER

Height/Weight: 6-5 / 190

Bats/Throws: Right / Right

Birthdate: July 30, 1989

Opening Day Age: 25

Birthplace/Resides: Norwich, Connecticut / Groton, Connecticut

Major League Service: 86 days

Obtained: Acquired from San Diego with R.J. Alvarez for Derek Norris, Seth Streich and international bonus slot 117, December 18, 2014

Contract Status: First year of a one-year contract through 2015

CAREER HIGHLIGHTS

Made the jump from Double-A to the majors in 2014 and went 7-4 with a 3.07 ERA in 14 games, 12 starts, with San Diego...tied for third among National League Rookies in wins...had not pitched above Single-A before starting the 2014 season at Double-A San Antonio...is 6-4 with a 2.26 ERA (41 er in 163.1 ip) and .215 (131-for-608) opponents batting average in 47 games, 44 starts, in three seasons in the minors...has allowed just two home runs in 163.1 innings...was originally drafted by Tampa Bay in the sixth round of the 2010 draft but missed his first two professional seasons after undergoing “Tommy John” surgery...was traded to the Padres in a seven-player deal prior to the 2014 season and was dealt to the A’s in a four-player trade following the season.

2014 HIGHLIGHTS

Made his Major League debut with San Diego and went 7-4 with a 3.07 ERA in 14 games, including 12 starts, over four stints with the Padres...tied for third among National League rookies in wins, ranked sixth in strikeouts (70), tied for ninth in games started and 10th in innings pitched (73.1)...surrendered just four home runs in 73.1 innings, an average of 0.49 per nine innings...allowed a .214 opponents batting average, which included a .200 (25-for-125) mark against right-handed hitters compared to .227 (32-for-141) against left-handers...did not yield a home run to any of the 153 right-handers he faced and had a .256 opponents slugging percentage against righties...all four of the home runs he allowed came with runners on base...opponents hit .211 with runners in scoring position, including .185 with RISP and two outs...went 7-2 with a 2.01 ERA over his first nine starts, 0-2 with a 5.95 ERA over his final five games, including three starts...compiled a 4-0 record and a 2.56 ERA in five starts on four days rest compared to 3-3 with a 3.28 ERA in seven starts on five days rest or more...had a 2.14 ERA over the first five innings of a game, 6.75 from the sixth inning on...was 7-3 with a 2.96 ERA and .199 opponents batting average in his 12 starting assignments, 0-1 with a 5.40 ERA in two relief appearances...inherited three runners in his two relief appearances and allowed all three to score...first batters faced were 0-for-1 with a walk...the Padres were 9-3 (.750) in his starting assignments.

SAN DIEGO: Was recalled from Double-A San Antonio for the first time June 3 and made his ML debut that evening against Pittsburgh (3.2 ip, 6 h, 4 r, 4 er, 2 bb, 3 so, 2 hr)...was the losing pitcher in a 4-1 decision and was optioned back to San Antonio the following day...recalled for the second time June 14 and went 5-1 with a 1.46 ERA in six starts before being optioned to Triple-A El Paso on July 11...singled in the fourth inning off Zack Wheeler June 14 at New York (NL) for his first Major League hit...went 2-for-22 (.091) with a RBI as a hitter...struck out a career-high nine batters in 5.0 innings June 30 against Cincinnati, including a stretch of seven consecutive outs recorded via strikeout...became the first Padres pitcher since Jake Peavy on Aug. 27, 2007 to record seven consecutive outs via strikeout and the first Padres rookie to accomplish this feat since at least 1974...was 4-1 with a 1.95 ERA and .190 opponents batting average in five starts in June...the wins tied for the most in a single month by a Padres rookie pitcher (eighth time, first since Kevin Walker in August of 2000)...the opponents average was second lowest of any qualifying rookie pitcher in any month in Padres history, behind only the .188 mark put up by Eric Nolte in August of 1987...his ERA was 10th lowest by a rookie pitcher in any month in franchise history (min 25.0 IP) and the lowest since Justin Germano posted a 1.08 ERA in May 2007...recorded 36 strikeouts through his first five career games (June 3-30), the most by any Padres pitcher to start a career...according to Stats Inc., his 36 strikeouts tied for eighth most by a NL pitcher through his first five career games since the start of the 1914 season, behind only Stephen Strasburg’s 48 in 2010, Kerry Wood’s 45 in 1998, Mark Prior’s 43 in 2002, Jose DeLeon’s 43 in 1983, Hideo Nomo’s 40 in

1995, Gary Nolan's 39 in 1967 and Burt Hooton's 38 in 1971-72...then went 3-1 with a 2.08 ERA in four starts in July...allowed a .172 batting average and .230 slugging percentage, which were the lowest in franchise history during the month of July...was recalled the third time July 25 and went 2-1 with a 3.99 ERA in five starts before being optioned to San Antonio Aug. 19...won at Atlanta July 25, giving him four wins in his first four starts on the road...that was the longest such career-opening streak in Padres history...picked up his seventh win of the season in his ninth start on July 30 against St. Louis...his seven wins through nine career appearances were the most in Padres franchise history and tied for the third most by a Major League pitcher since the 1914 season, behind only Boston's Boo Ferriss in 1945 and Chicago-AL's John Whitehead in 1935, both of which had eight wins through nine career starts...allowed a sixth inning home run to Kennys Vargas Aug. 5 at Minnesota, snapping a 55.0-inning homerless streak dating back to June 14...it was the fourth longest homerless streak by a rookie in Padres history, trailing Dave Freisleben in 1974 (66.0 ip), Rick Sawyer in 1976 (60.2 ip) and Frank Seminara in 1992 (60.0 ip)...recalled for the final time Aug. 30 and remained with the club for the remainder of the season as a reliever...appeared in just two games (5.40 ERA) and did not pitch after Sept. 6.

MINORS: Spent the balance of the season pitching for Double-A San Antonio where he was 2-1 with a 1.91 ERA in 13 games, including 10 starts...yielded just one home run in 42.1 innings...allowed a .221 opponents batting average, including .169 (13-for-77) against right-handed hitters compared to .273 (21-for-77) against left-handers...surrendered just one extra base hit, a double, to righties for a .182 slugging percentage...opponents hit .194 with runners on base...allowed a .289 average to batters leading off an inning...compiled a 4.50 ERA in the first inning, a 1.11 ERA from the second inning on...tossed fewer than five innings in eight of his 10 starts...went 1-0 and did not allow a run over his first three appearances, all in relief (7.2 ip)...his final 10 outings came as a starter...was 2-1 with a 2.20 ERA in 10 games, seven starts, when San Diego called for the first time June 3...pitched just once during each of his final three minor league stints...had a no decision June 9 at Corpus Christi (5.2 ip, 5 h, 2 r, 1 er, 3 bb, 5 so)...was optioned to El Paso July 11 but did not pitch before being transferred to San Antonio for a July 21 start against Corpus Christi (2.0 ip, 1 bb, 2 so)...was sent back to El Paso July 22 and he was recalled by the Padres July 25...made his final minor league start Aug. 26 against Midland (2.0 ip, 3 so).

CAREER

2013—Went 2-1 with a 2.15 ERA and .218 opponents batting average in 19 starts with Single-A Charlotte...allowed just one home run in 67.0 innings...was named to the Florida State League Midseason All-Star Team as he went 0-1 with a 0.68 ERA over his first 12 starts through June 8...then went 2-0 with a 4.33 ERA over his final seven starts...his opponents batting average included a .213 mark against right-handed hitters compared to .227 against left-handers...had no decisions and a 2.73 ERA in 10 starts at home...was 2-1 with a 1.59 ERA in nine starts on the road...tossed a season-high 5.0 innings on two occasions: June 21 at Bradenton and July 14 at Clearwater...recorded each of his victories in those two outings...walked one batter or fewer in 16 of his 19 starts...did not allow a run in five of his first six starts, tossing 3.0 innings in each start...allowed just one run for a 0.50 ERA...struck out a season-high six batters in 3.0 scoreless innings April 17 at St. Lucie...had a season-high 12.0-inning scoreless streak from April 27 to May 4...had no decisions, a 0.60 ERA and .182 opponents batting average in five starts in the month of April...then went 0-0 with a 1.06 ERA and .203 opponents batting average in five starts in May...did not allow an earned run over a five-start stretch from May 15 to June 8...tossed 4.0 innings in each of those starts and allowed three earned runs...allowed his first and only home run of the season July 14 at Clearwater...it snapped a career-opening 30-start, 112.0-inning, 455-batter homerless streak...was placed on the disabled list July 22 with a strained right rotator cuff...made one rehab start with the Rays affiliate in the Gulf Coast Rookie League Aug. 26 against the Twins (2.0 ip, 4 h, 1 r, 4 so)...was reinstated from the DL Aug. 31 and made one final regular season start that day at Palm Beach (3.0 ip, 2 h, 1 r, 1 er, 3 so)...then took the loss Game 1 of the FSL Championship Series Sept. 5 against Daytona (1.1 ip, 4 h, 4 r, 4 er, 2 bb, 4 so).

2012—Made his professional debut with Single-A Hudson Valley and went 2-2 with a 2.77 ERA in 14 starts for the Renegades...did not allow a home run in 52.0 innings...allowed a .199 opponents batting average, which included a .180 mark against right-handed hitters compared to .220 against left-handers...yielded a .125 average with runners in scoring position and two outs...went 0-2 with a 6.57 ERA over his first five starts, 2-0 with a 1.59 ERA over his final nine starts...compiled a 4.94 ERA over the first two innings of a game...allowed just one run from the third inning on for a 0.36 ERA...made his professional debut June 19 against Aberdeen and had a no decision (3.0 ip, 2 h, 1 bb, 2 so)...had a

20.2-inning scoreless streak from Aug. 10 to 31...recorded his first win Aug. 16 at Connecticut (5.0 ip, 1 h, 6 so)...had three consecutive starts from Aug. 16 to 26 where he tossed 5.0 shutout innings and allowed just one hit...named New York-Penn League Pitcher of the Week for back-to-back weeks ending Aug. 19 and Aug. 26...finished August with a 2-0 record and a 1.30 ERA in six starts...then went 0-1 with a 4.50 ERA in two postseason starts (8.0 ip, 11 h, 6 r, 4 er, 4 bb, 9 so)...the Renegades defeated Tri-City two games to one for the NYPL Championship.

2011—Missed the entire season while recovering from Tommy John surgery on his right elbow

2010—Was signed by Tampa Bay Aug. 14 after being selected in the sixth round of the First-Year Player Draft...did not pitch after undergoing “Tommy John” surgery on his right elbow in August...the surgery was performed by Dr. James Andrews.

PERSONAL/MISCELLANEOUS

Jesse Allen Hahn was originally signed by Rays’ scout Lou Wieben...attended Virginia Tech University...graduated from Fitch High School (CT) where he also played basketball for two years and football for one...in 40 innings pitched as a senior, went 5-1 with 65 strikeouts and only six walks, tossing one no-hitter and three one-hitters...set a state record by posting a 0.17 ERA (min. 35 innings pitched)...set five other single-season school records and earned Pitcher of the Year, all-state, all-area and All-Eastern Connecticut Conference honors...helped his team to a state title in 2006 and the ECC title in 2007.

LIFETIME PITCHING RECORD

Year	Club	W	L	ERA	G	GS	CG	SHO	SV	IP	H	R	ER	HR	HB	BB	IBB	SO	WP	BK
2010	GCL Rays									(Injured — Did not pitch)										
2011	GCL Rays									(Injured — Did not pitch)										
2012	Hudson Valley	2	2	2.77	14	14	0	0	0	52.0	38	18	16	0	2	15	0	55	2	0
2013	Charlotte	2	1	2.15	19	19	0	0	0	67.0	55	20	16	1	3	18	0	63	8	0
	GCL Rays	0	0	0.00	1	1	0	0	0	2.0	4	1	0	0	0	0	0	4	0	0
2014	San Antonio	2	1	1.91	13	10	0	0	0	42.1	34	13	9	1	1	15	0	38	0	1
	SAN DIEGO	7	4	3.07	14	12	0	0	0	73.1	57	26	25	4	4	32	1	70	4	0
ML Totals		7	4	3.07	14	12	0	0	0	73.1	57	26	25	4	4	32	1	70	4	0

CAREER TRANSACTIONS

2010 — Selected by the Tampa Bay Rays organization in the 6th round of the First-Year Player Draft. **2014** — Traded to the San Diego Padres with pitcher Alexander Torres for pitcher Brad Boxberger, infielder Logan Forsythe, minor league pitchers Matt Andriese and Matt Lollis and minor league infielder Maxx Tissenbaum, January 22. Traded to the Oakland Athletics with pitcher R.J. Alvarez for catcher Derek Norris, minor league pitcher Seth Streich and international bonus slot 117, December 18.

MILESTONES WITHIN REACH

Fernando Abad

Needs 4 games for 200

Billy Butler

Needs 24 doubles for 300
Needs 73 walks for 500

Jesse Chavez

Needs 119.1 innings for 500

Tyler Clippard

Needs 9.0 innings for 500

Coco Crisp

Needs 80 games for 1500
Needs 53 hits for 1500
Needs 25 doubles for 300
Needs 3 stolen bases for 300

Ike Davis

Needs 56 hits for 500
Needs 22 home runs for 100

Sean Doolittle

Needs 25 games for 200

Sam Fuld

Needs 21 games for 500

Craig Gentry

Needs 83 games for 500
Needs 24 stolen bases for 100

Scott Kazmir

Needs 9 wins for 100
Needs 129.2 innings for 1500

Eric O’Flaherty

Needs 6 games for 400

Jarrod Parker

Needs 38 games for 100
Needs 116 innings for 500

Josh Reddick

Needs 38 games for 500
Needs 11 doubles for 100

Evan Scribner

Needs 29 games for 100

VS. THE AMERICAN LEAGUE

2014		CAREER												
ERA	W	L	S	G	IP	ER	vs. TEAM	ERA	W	L	S	G	IP	ER
4.76	0	1	0	1	5.2	3	Minnesota	4.76	0	1	0	1	5.2	3
0.00	1	0	0	1	7.0	0	Seattle	0.00	1	0	0	1	7.0	0

VS. THE NATIONAL LEAGUE

2014		CAREER												
ERA	W	L	S	G	IP	ER	vs. TEAM	ERA	W	L	S	G	IP	ER
1.50	1	0	0	1	6.0	1	Atlanta	1.50	1	0	0	1	6.0	1
0.00	1	0	0	1	5.0	0	Cincinnati	0.00	1	0	0	1	5.0	0
5.68	0	1	0	2	6.1	4	Colorado	5.68	0	1	0	2	6.1	4
2.25	1	0	0	2	8.0	2	Los Angeles	2.25	1	0	0	2	8.0	2
0.00	1	0	0	1	6.0	0	New York	0.00	1	0	0	1	6.0	0
9.82	0	1	0	1	3.2	4	Pittsburgh	9.82	0	1	0	1	3.2	4
3.46	1	1	0	2	13.0	5	San Francisco	3.46	1	1	0	2	13.0	5
4.26	1	0	0	2	12.2	6	St. Louis	4.26	1	0	0	2	12.2	6

MONTHLY BREAKDOWN

2014		CAREER												
ERA	W	L	S	G	IP	ER	by MONTH	ERA	W	L	S	G	IP	ER
1.95	4	1	0	5	27.2	6	June	1.95	4	1	0	5	27.2	6
2.08	3	1	0	4	26.0	6	July	2.08	3	1	0	4	26.0	6
5.89	0	1	0	4	18.1	12	August	5.89	0	1	0	4	18.1	12
6.75	0	1	0	1	1.1	1	September	6.75	0	1	0	1	1.1	1

PITCHING BREAKDOWN

2014		CAREER												
ERA	W	L	S	G	IP	ER	by CATEGORY	ERA	W	L	S	G	IP	ER
2.95	3	2	0	7	36.2	12	Home	2.95	3	2	0	7	36.2	12
3.19	4	2	0	7	36.2	13	Away	3.19	4	2	0	7	36.2	13
1.64	2	1	0	4	22.0	4	Day	1.64	2	1	0	4	22.0	4
3.68	5	3	0	10	51.1	21	Night	3.68	5	3	0	10	51.1	21
2.21	5	2	0	7	40.2	10	Pre-ASG	2.21	5	2	0	7	40.2	10
4.13	2	2	0	7	32.2	15	Post-ASG	4.13	2	2	0	7	32.2	15
2.96	7	3	0	12	70.0	23	Starter	2.96	7	3	0	12	70.0	23
5.40	0	1	0	2	3.1	2	Reliever	5.40	0	1	0	2	3.1	2

HAHN'S 2014 STARTS

Date	Opponent	Score	Dec	ERA	IP	H	R	ER	BB	SO	HR	#PIT
June 3	Pittsburgh	1-4	L	9.82	3.2	6	4	4	2	5	2	79
June 14	at New York (NL)	5-0	W	3.72	6.0	1	0	0	3	7	0	87
June 19	Seattle	4-1	W	2.16	7.0	5	1	0	2	7	0	93
June 24	at San Francisco	7-2	W	2.38	6.0	4	2	2	1	8	0	95
June 30	Cincinnati	1-0	W	1.95	5.0	3	0	0	2	9	0	97
July 6	San Francisco	3-5	L	2.34	7.0	5	3	3	2	5	0	101
July 11	at Los Angeles (NL)	6-3	W	2.21	6.0	3	1	1	4	6	0	95
July 25	at Atlanta	5-2	W	2.12	6.0	3	1	1	3	4	0	88
July 30	St. Louis	12-1	W	2.01	7.0	4	1	1	2	3	0	95
Aug. 5	at Minnesota	1-3	L	2.28	5.2	4	3	3	4	3	1	92
Aug. 11	Colorado	4-3	-	2.52	5.0	5	3	3	3	5	1	95
Aug. 16	at St. Louis	9-5	-	2.96	5.2	7	5	5	1	3	0	91

BALLPARK BREAKDOWN

	ERA	W	L	S	G	IP	ER
AT&T Park	3.00	1	0	0	1	6.0	2
Busch Stadium	7.94	0	0	0	1	5.2	5
Citi Field	0.00	1	0	0	1	6.0	0
Coors Field	6.75	0	1	0	1	1.1	1
Dodger Stadium	1.50	1	0	0	1	6.0	1
PETCO Park	2.95	3	2	0	7	36.2	12
Target Field	4.76	0	1	0	1	5.2	3
Turner Field	1.50	1	0	0	1	6.0	1

FIELDING STATISTICS

Pitcher

Year	Pct.	G	PO	A	E	TC	DP
2014	1.000	14	0	15	0	15	0
Totals	1.000	14	0	15	0	15	0

HAHN'S CAREER BESTS

Low Hit Complete Game: None

Innings Pitched: 7.0 (three times), last: July 30, 2014 vs. St. Louis. As reliever: 2.0, August 31, 2014 vs. Los Angeles (NL)

Strikeouts: 9, June 30, 2014 vs. Cincinnati. As reliever: 3, August 31, 2014 vs. Los Angeles (NL)

Pitches: 101, July 6, 2014 vs. San Francisco

Longest Winning Streak: 4, June 14 to 30, 2014

Longest Losing Streak: 2, August 5, 2014 to present

Longest Scoreless Streak: 10.0 (twice), last: July 11 to 25, 2014

OUTFIELDER**Height/Weight:** 6-3 / 220**Bats/Throws:** Right / Right**Birthdate:** April 1, 1988**Opening Day Age:** 27**Birthplace/Resides:** Quincy, Massachusetts / Milton, Massachusetts**Major League Service:** 11 days**Obtained:** Claimed off waivers from Baltimore, February 27, 2015**Contract Status:** First year of a one-year contract through 2015**CAREER HIGHLIGHTS**

Is a .291 career hitter in six minor league seasons in the Boston farm system...also has 304 walks in 538 games for a .396 on-base percentage...made his Major League debut with the Red Sox in 2014 and went 1-for-8 (.125) in three games...was claimed off waivers three times following the 2014, including twice by the A's...played for Scottsdale in the Arizona Fall League in 2011...was originally drafted by Boston as a pitcher out of Duke University where he served as both closer and outfielder...has not pitched as a professional.

2014 HIGHLIGHTS

Made his Major League debut with Boston, going 1-for-8 (.125) with a walk and five strikeouts in three games over two stints...was recalled May 30 and made his debut June 1 against Tampa Bay with a start in right field...struck out in his first at bat but then singled off Erik Bedard in the bottom of the fourth for his first hit...made another start in right June 3 at Cleveland (0-for-4) and was optioned to Pawtucket June 7...returned Aug. 20, went 0-for-1 that day against Los Angeles (AL) and was optioned back to the PawSox the next day...hit .287 with eight home runs and 55 RBI in 114 games with Pawtucket...added 60 walks for a .378 on-base percentage...had a career-high 109 strikeouts...led the club in batting, runs (66), doubles (31), walks, total bases (174) and strikeouts and tied for the lead in hits (117)...hit .333 (40-for-120) against left-handed pitching compared to .267 (77-for-288) against right-handers...batted .333 with runners in scoring position...had a .300 batting average at night...appeared in 66 games in right field, 24 in left field and 16 at first base...also went 8-for-25 (.320) in seven games at designated hitter...hit in every spot in the order except cleanup and saw his most action with 46 games batting second.

PAWTUCKET: Had his first of 11 three-hit games April 16 at Rochester, giving him a .295 batting average and six doubles over his first 11 games...then went 19-for-105 (.181) over his next 33 games from April 17 to May 27...was batting .217 in 45 games when he was promoted to Boston for the first time May 30...then hit .328 in 69 games following his June 7 option...reached base safely in 21 consecutive games from June 23 to July 18...hit .420 with a .489 on-base percentage during the streak...drove in a season-high four runs June 24 against Norfolk and June 30 against Durham...finished June with a .367 batting average and .465 on-base percentage in 17 games...then hit .330 with four of his seven home runs in 25 games in July...had a season-best 12-game hitting streak from July 3 to 18...went 20-for-47 (.426) with seven doubles, four home runs and eight RBI during the streak...doubled in six consecutive games from July 4 to 10...then homered in four consecutive games from July 12 to 18...walked a season-high four times July 23 against Lehigh Valley...had back-to-back three-hit games Aug. 25 at 26 at Buffalo...went 3-for-20 (.150) with four walks in seven postseason games for the PawSox.

CAREER

2013—Hit .321 in 55 games with Triple-A Pawtucket in a season shortened by two trips to the disabled list...had an eight-game rehab stint with Single-A Greenville...reached safely via hit or walk in 57 of 64 total games, including 50 of 56 with the PawSox...combined for a .457 on-base percentage, which ranked third best among all minor leaguers with at least 200 at bats...his .431 on-base percentage with Pawtucket was the best mark among International Leaguers with at least 125 at bats...with the PawSox, hit .323 against lefties and .320 against righties...placed on Pawtucket's DL April 7 retroactive to April 4 with a calf strain...rehabbed with Greenville from June 4-11, going 11-for-23 (.478) with 10 walks in eight games...returned to Triple-A June 12 and made his PawSox season debut June 14...hit his first

home run of the season with two outs in the eighth inning to break up a no-hit bid June 15 against Buffalo...led Pawtucket with .326 average during June...knocked a season-high four hits June 25 against Toledo...ranked third in the IL with 18 walks in July...reached safely via hit or walk in 35 of his last 37 games of the year beginning with a season-long 18-game on-base streak from July 6 to 28...hit a three-run home run in the seventh inning July 12 against Rochester to provide the eventual winning run...suffered a fractured right middle finger attempting a bunt Aug. 15 against Louisville...was placed on the DL Aug. 16 and returned Sept. 1 for the last two regular season games...played in all nine of Pawtucket's playoff contests, going 3-for-32 (.094) with five walks...following the season, played for Licey in the Dominican Winter League...hit .214 with six walks in 17 games.

2012—Led Pawtucket with a .377 on-base percentage (min. 100 ab) in his first extended Triple-A action...drew 55 walks in 94 games, the second-most walks on the team and the 12th-highest total in the International League...missed time with two stints on the disabled list from July 28 to Aug. 3 due to a left shin laceration and from Aug. 14 through the remainder of the season with a leg injury...made just one error in 88 games in the outfield, including 60 appearances in left field and 30 in right...his .994 fielding percentage led all PawSox outfielders with at least 25 total chances...ranked among the IL leaders in on-base percentage (4th) and walks (7th) from the beginning of the year through his final game of the season on Aug. 13...drew at least 10 walks in each of his four full months, April through July...his first career Triple-A homer was a grand slam April 20 against Durham, with a season-high four RBI...batted .306 in June and hit .304 in July, his last two full months of the season...posted a team season-high, 26-game on-base streak from June 15 to July 18, hitting .302 with 19 walks in that stretch...was rated by *Baseball America* as having the best strike-zone judgment in the International League.

2011—Named a mid-season Eastern League All-Star in his Double-A debut and spent the entire season with Portland...led the Red Sox farm system with a .404 on-base percentage (min. 250 pa) and ranked third with a .291 batting average...finished among the Eastern League leaders in on-base percentage (3rd), OPS (8th, .860), average (12th) and walks (4th, 76)...topped the Sea Dogs in games (126), runs (75), hits, walks, and on-base percentage...led Eastern League outfielders with a .995 fielding percentage over a team-high 119 games in the outfield...committed just one error...appeared in 97 games in left field, 14 in center field and eight in right field...batted .341 with a .569 slugging percentage against left-handed pitchers...had a .329 average when leading off...reached safely in 105 of 125 games with a plate appearances, including 36 multi-hit efforts...hit safely in his first 12 games of the season from April 7-21, batting .455 (20-for-44) with 11 RBI...it was the franchise's second-longest hitting streak to start a season...paced the Eastern League in average (.411) and on-base percentage (.494) in April...remained the EL's leading hitter through May 19 (.368)...knocked a pair of homers on Aug. 9 vs. Akron for his first career multi-homer game...went 3-for-4 with a game-tying, two-run homer in the eighth inning at Portland's "Futures at Fenway" contest on Aug. 20 against Binghamton, an eventual 6-4 Sea Dogs loss in 11 innings...after the season, batted .253 with four doubles, two home runs, seven RBI and 15 walks in 25 games with Scottsdale of the Arizona Fall League...following the season, was rated by *Baseball America's* best tools survey as having the best strike-zone judgment in the Red Sox organization and in the Eastern League.

2010—Spent most of the year with Single-A Salem in his first full professional season...finished among the Carolina League leaders in on-base percentage (3rd, .397), walks (4th, 57) and batting average (10th, .287)...ranked sixth among qualifying Red Sox minor leaguers in average...also played three games (one start) for Triple-A Pawtucket from June 22-24...was third in the Carolina League with a .332 average after the All-Star break...posted team-high hitting (15 games, July 27-Aug. 12) and on-base (23, July 21-Aug. 13) streaks with Salem...reached safely in each of his last 27 home games beginning July 1.

2009—Hit .328 with two home runs and 18 RBI between Single-A Greenville and Short-A Lowell in his first professional season...spent most of the year with the Spinners, leading the club (min. 15 AB) with a .333 average...hit safely in his first nine pro games from Aug. 1-9...had a hit in 28 of 33 combined contests with an at bat, including seven of his eight games with Greenville from Aug. 22-28...started each of Lowell's three playoff games against Staten Island.

PERSONAL/MISCELLANEOUS

Alexander Edward Hassan was originally signed by Red Sox scout Quincy Boyd... was a four-year letter winner at Boston College High School... was a two-way player at Duke, hitting .342 with three homers, 39 RBI and a club-high 56 runs as a junior in 2009 while going 2-2 with 4.10 ERA, 34 strikeouts and eight saves in 26.1 innings over 16 games (1 start) from the mound... named to the All-Ping! Baseball Team in 2009 as a utility player... pitched and served as a position player for Orleans of the Cape Cod League in 2008 and 2009... named to the Cape League All-Star Team in 2009 as the utility player... accepted a Special Achievement Award on behalf of the Lowell Spinners at the 2010 Boston Baseball Writers Dinner.

LIFETIME PLAYING RECORD

Year	Club	AVG.	G	AB	R	H	2B	3B	HR	RBI	SH	SF	HP	BB	SO	SB	CS	SLG	OBP	E
2009	Lowell	.333	26	93	14	31	5	1	1	11	1	1	0	8	11	1	1	.441	.382	1
	Greenville	.313	8	32	6	10	3	1	1	7	0	0	2	7	0	0	0	.563	.353	0
2010	Salem	.287	104	342	46	98	28	3	8	48	0	4	8	57	69	6	1	.456	.397	2
	Pawtucket	.000	3	3	0	0	0	0	0	1	0	1	0	0	0	0	0	.000	.000	0
2011	Portland	.291	126	454	75	132	34	1	13	64	0	3	12	76	79	8	2	.456	.404	1
2012	Pawtucket	.256	94	312	39	80	13	0	7	46	0	4	8	55	70	1	1	.365	.377	1
2013	Pawtucket	.321	55	187	26	60	14	0	4	28	0	1	1	36	50	0	1	.460	.431	3
	Greenville	.478	8	23	4	11	2	0	0	7	0	0	0	10	2	0	0	.565	.636	0
2014	Pawtucket	.287	114	408	66	117	31	1	8	55	0	4	2	60	109	2	2	.426	.378	2
	BOSTON	.125	3	8	1	1	0	0	0	0	0	0	0	1	5	0	0	.125	.222	0
ML Totals		.125	3	8	1	1	0	0	0	0	0	0	0	1	5	0	0	.125	.222	0
Minor League Totals		.291	538	1854	276	539	130	7	42	267	1	18	31	304	397	18	8	.436	.396	10

CAREER TRANSACTIONS

2009 — Selected by the Boston Red Sox organization in the 20th round of the First-Year Player Draft. **2014** — Claimed off waivers by the Oakland A's, November 17. Claimed off waivers by the Baltimore Orioles, November 20. **2015** — Claimed off waivers by the Oakland A's, February 27.

VS. THE AMERICAN LEAGUE

2014	CAREER									
AVG.	AB	H	HR	RBI	vs. TEAM	AVG.	AB	H	HR	RBI
.000	4	0	0	0	Cleveland	.000	4	0	0	0
.000	1	0	0	0	Los Angeles	.000	1	0	0	0
.333	3	1	0	0	Tampa Bay	.333	3	1	0	0

BALLPARK BREAKDOWN

	AVG.	AB	H	HR	RBI
Fenway Park	.250	4	1	0	0
Progressive Field	.000	4	0	0	0

FIELDING STATISTICS

Outfield							
YEAR	PCT.	G	PO	A	E	TC	DP
2014	1.000	2	1	0	0	1	0
Totals	1.000	2	1	0	0	1	0

MONTHLY BREAKDOWN

2014	CAREER									
AVG.	AB	H	HR	RBI	by MONTH	AVG.	AB	H	HR	RBI
.143	7	1	0	0	June	.143	7	1	0	0
.000	1	0	0	0	August	.000	1	0	0	0

BATTING BREAKDOWN

2014	CAREER									
AVG.	AB	H	HR	RBI	by CATEGORY	AVG.	AB	H	HR	RBI
.250	4	1	0	0	Home	.250	4	1	0	0
.000	4	0	0	0	Away	.000	4	0	0	0
.333	3	1	0	0	Day	.333	3	1	0	0
.000	5	0	0	0	Night	.000	5	0	0	0
.143	7	1	0	0	Pre-ASG	.143	7	1	0	0
.000	1	0	0	0	Post-ASG	.000	1	0	0	0
.167	6	1	0	0	vs. LHP	.167	6	1	0	0
.000	2	0	0	0	vs. RHP	.000	2	0	0	0
.000	2	0	0	0	RISP	.000	2	0	0	0
.000	1	0	0	0	Bases Loaded	.000	1	0	0	0
.000	1	0	0	0	Pinch Hitter	.000	1	0	0	0
.000	1	0	0	0	Designated Hitter	.000	1	0	0	0

HASSAN'S CAREER BESTS

Hits: 1, June 1, 2014 vs. Tampa Bay
 Home Runs: None
 Runs Batted In: None
 Stolen Bases: None
 Hitting Streak: 1, June 1, 2014
 Hitless Streak (At Bats): 6, June 1, 2014 to present
 Game Ending RBI: None
 Grand Slams: None
 Pinch-Hit Home Runs: None.
 Inside-The-Park Home Runs: None.
 Lead Off Home Runs: None.

**RIGHT-HANDED PITCHER****Height/Weight:** 6-3 / 200**Bats/Throws:** Right / Right**Birthdate:** July 2, 1988**Opening Day Age:** 26**Birthplace/Resides:** Anderson, Indiana / Anderson, Indiana**Major League Service:** None**Obtained:** Signed to a minor league contract, December 15, 2014**Contract Status:** First year of a one-year contract through 2015**NON-ROSTER INVITEE****CAREER HIGHLIGHTS**

Is 42-42 with 20 saves and a 4.00 ERA in 229 career appearances, including 96 starts, in eight professional seasons in the Boston Red Sox (2007-13) and Baltimore Orioles (2014) organizations...began his career as a starter, making 92 starts and just one relief appearance over his first five seasons...has a 2.97 ERA (74 er in 223.2 ip) in 132 relief appearances and four starts over the last three seasons...pitched in the Arizona Fall League in 2011 and 2012...was a Carolina League Midseason All-Star in 2010 with Salem.

2014 HIGHLIGHTS

Spent the entire season with Triple-A Norfolk in the Baltimore organization and was 4-3 with a save and a 3.00 ERA in 47 relief appearances...led the Tides in games pitched, ranked third in strikeouts (76) and was fourth in innings pitched (81.0)...walked 25 batters and his average of 2.68 walks per nine innings ranked fourth lowest among International League relievers...allowed a .237 opponents batting average, which included .202 (24-for-119) against left-handed hitters compared to .261 (46-for-176) against right-handers...yielded a .176 average with runners in scoring position...six of the eight home runs he allowed were solo shots...allowed 13-of-40 (32.5%) inherited runners to score...had a 3.72 ERA in 33 appearances before the All-Star Break, a 1.42 ERA in 14 games after the break...was 3-1 with a 1.83 ERA and .183 opponents batting average in 22 games at home compared to 1-2 with a save, a 3.86 ERA and .274 opponents average in 25 contests on the road...logged a 2.66 ERA in 34 night games, a 4.32 ERA in 13 day games...tossed two or more innings in 24 of his 47 games...made one relief appearance for Oriente in the Dominican Winter League following the season (1.0 ip, 3 h, 2 r, 2 er, 1 so).

NORFOLK: Compiled a 3.78 ERA over his first 14 games through May 5...then allowed 16 runs over his next 11 games from May 8 to June 12 (14 er, 5.64 ERA)...yielded a season-high six runs in just 0.1 innings May 12 at Indianapolis (4 h, 5 er, 1 bb, 2 hr)...issued a season-high three walks in 3.0 scoreless innings May 17 against Charlotte...allowed a season-high six hits in 3.0 innings June 4 at Scranton/Wilkes-Barre...his season ERA was at 5.09 over his first 24 games through June 8...had a season-high 12.0-inning scoreless streak from June 12 to July 2 and compiled a 1.38 ERA over his final 23 games...tossed a season-high 3.2 innings June 12 at Syracuse...struck out a season-high five batters in 3.0 scoreless innings and hitless innings June 15 at Syracuse...compiled a 1.25 ERA and struck out 26 batters in 21.2 innings in eight appearances in June...then logged a 1.65 ERA in 10 games in July...was credited with his lone save of the season Aug. 21 at Durham when he recorded the final out of the Tides 5-2 victory.

CAREER

2013—Started the season at Double-A Portland for the third consecutive year and was 3-0 with 13 saves and a 2.32 ERA in 25 relief appearances when he was promoted to Pawtucket June 15...went 2-2 with a 1.43 ERA in 24 games at Triple-A and combined for a 5-2 record, 13 saves and a 1.83 ERA in 49 relief appearances overall...had career highs in saves and games pitched...ranked second in the Boston farm system in saves...surrendered just three home runs in 68.2 innings, an average of 0.39 per nine innings...allowed a .208 opponents batting average, including .162 against left-handed hitters compared to .240 against right-handers...yielded a .182 batting average with runners in scoring position, including .146 with RISP and two outs...converted 13-of-14 (92.9%) save opportunities, all with Portland...allowed 6-of-24 (25.0%) inherited runners to score...did not allow a run over an eight-game stretch from

April 21 to May 12 (10.0 ip)...struck out a season-high four batters in a season-high 3.0 innings June 4 at Erie...went 2-0 with six saves and a 1.64 ERA in 10 appearances in May...then combined to go 1-0 with two saves and a 1.10 ERA in 11 games with Portland and Pawtucket in June...did not yield a run over his final six Double-A outings (8.2 ip) and his first four Triple-A appearances (6.1 ip) for a 15.0-inning scoreless streak...allowed just one earned run over his final 13 games (0.43 ERA)...made two postseason appearances for Pawtucket (4.1 ip, 5 h, 4 r, 4 er, 4 bb, 4 so, 8.31 ERA)...pitched for Oriente in the Dominican Winter League following the season and was 2-0 with a 1.15 ERA in 14 relief appearances.

2012—Returned to Double-A Portland and after going 0-4 with a 9.19 ERA in four starts to begin the season, he was converted to a reliever...went 4-1 with six saves and a 2.44 ERA in 34 relief appearances...was 4-5 with a 3.93 ERA in a team-leading 38 games overall for the Sea Dogs before being promoted to Pawtucket Aug. 28...had no decisions and a 6.00 ERA in two relief appearances in his Triple-A debut...combined for a 4.01 ERA in 40 games overall...yielded just four home runs in 74.0 innings, an average of 0.49 per nine innings...allowed a .231 opponents batting average, including .202 against left-handed hitters compared to .253 against right-handers...yielded a .190 batting average, a .281 on-base percentage and all four of his home runs to batters leading off an inning...stranded all nine of his inherited runners...compiled a 2.23 ERA at home for Portland compared to 6.75 on the road...struck out a season-high five batters in 3.2 innings in his final start April 22 at Binghamton...was credited with his first professional save June 9 against Richmond (2.0 ip, 2 h, 1 r, 1 er, 1 so)...was named Boston's Minor League Pitcher of the Month for June after going 1-0 with 2 saves and a 1.80 ERA in nine relief appearances with Portland...logged a 0.82 ERA in eight appearances with Portland and Pawtucket in August...made one postseason appearances for Pawtucket (1.2 ip, 1 h, 1 r, 1 er)...after the season, went 0-1 with a 1.93 ERA in 10 relief appearances for Surprise of the Arizona Fall League.

2011—Spent the entire season with Double-A Portland and was 5-11 with a 6.17 ERA in 25 starts...tied for second among Red Sox minor leaguers with a career-high 123 strikeouts in 124.0 innings...also led the Sea Dogs with 25 starts and was second with five wins...his ERA was the highest among Eastern League qualifiers...also led the EL in home runs allowed (23) and earned runs allowed (85) and tied for third in losses (11)...allowed a .314 opponents batting average, including .287 against left-handed hitters compared to .340 against right-handers...surrendered 15 of his 23 home runs to right-handed hitters (.641 slugging percentage) and 15 at home...yielded eight home runs in 31.2 innings during the day...put together consecutive wins for the only time April 21 against New Britain and April 27 against Binghamton...was on the disabled list from May 22 to June 1 with a lacerated right finger...struck out a season-high 11 batters in 6.0 innings Aug. 21 against Binghamton...tossed a season-high 7.0 innings Aug. 31 at Harrisburg and allowed just one run but had a no decision in a 2-1 loss...pitched for Scottsdale in the Arizona Fall League following the season and went 2-1 with a 5.40 ERA in eight games, six starts.

2010—Was 7-8 with a 4.14 ERA in 25 starts with Single-A Salem...led the club in innings pitched (134.2) and was named to the Carolina League Midseason All-Star Team...placed fourth among qualifying CL starters in fewest base runners per nine innings (11.56) and fewest unintentional walks per nine innings (2.34)...ranked 10th among qualifying Red Sox minor leaguers with a 4.14 ERA...allowed a .268 opponents batting average, including .223 against left-handed hitters compared to .311 against right-handers...yielded 12 of his 14 home runs to righties...opponents hit .220 with RISP and two outs...was 6-3 with a 2.83 ERA in 14 starts before the All-Star Break, 1-5 with a 5.86 ERA in 11 starts after the break...went 5-0 with a league-best 1.59 ERA in six May starts...tossed a seven-inning complete game July 12 in a 4-1 win over Potomac (4 h, 1 bb, 3 so).

2009—Spent the entire season at Single-A Greenville where he went 10-9 with a 4.09 ERA in 25 starts...led the Drive in starts and innings pitched (125.1)...tied for the club lead and tied for second among Red Sox farmhands in wins...ranked fifth in the Sox farm system and third on the team with 102 strikeouts...was named South Atlantic League Pitcher of the Week, July 27-Aug. 2...took the loss in his only playoff start Sept. 14 against Lakewood in Game 1 of the SAL Championship Series (6.0 ip, 7 h, 4 r, 4 er, 0 bb, 5 so).

2008—Combined to go 7-3 with a 3.15 ERA between Single-A Lowell and Greenville...began the year with Lowell and was 5-0 with a league-leading 0.64 ERA before a July 30 promotion to Greenville...named New York-Penn League Pitcher of the Week, June 16-22 and July 14-20...recorded an 18.0-in-

ning scoreless streak from July 3-20...led all NYPL pitchers and Red Sox farmhands with a 0.67 July ERA...rated by *Baseball America* as the NYPL's No. 13 prospect.

2007—Went 0-1 with a 2.57 ERA and .192 opponents batting average in four games, three starts, in his first pro season with the Red Sox affiliate in the Gulf Coast League...made his professional debut Aug. 9 at the Orioles (2.0 ip, 3 h, 2 r, 2 er, 2 so).

PERSONAL/MISCELLANEOUS


Brock Alan Huntzinger was originally signed by Red Sox scout Josh Loggins...drafted out of Pendleton Heights (IN) High School...went 7-0 with the lowest ERA in the state of Indiana at 0.16 (43.0 ip, 1 er) as a senior in 2007.

LIFETIME PITCHING RECORD

Year	Club	W	L	ERA	G	GS	CG	SHO	SV	IP	H	R	ER	HR	HB	BB	IBB	SO	WP	BK
2007	GCL Red Sox	0	1	2.57	4	3	0	0	0	7.0	5	3	2	0	0	0	0	8	1	0
2008	Lowell	5	0	0.64	8	8	1	1	0	42.0	25	3	3	1	0	7	0	32	1	0
	Greenville	2	3	7.09	6	6	0	0	0	26.2	34	23	21	12	0	6	0	11	0	0
2009	Greenville	10	9	4.09	25	25	0	0	0	125.1	127	64	57	7	5	32	0	102	5	0
2010	Salem	7	8	4.14	25	25	1	0	0	134.2	135	69	62	14	3	35	0	69	8	1
2011	Portland	5	11	6.17	25	25	0	0	0	124.0	159	91	85	23	10	41	1	123	5	1
2012	Portland	4	5	3.93	38	4	0	0	6	71.0	60	35	31	4	2	24	1	55	3	0
	Pawtucket	0	0	6.00	2	0	0	0	0	3.0	4	2	2	0	0	1	0	4	0	0
2013	Portland	3	0	2.32	25	0	0	0	13	31.0	24	12	8	2	0	12	1	25	3	0
	Pawtucket	2	2	1.43	24	0	0	0	0	37.2	27	10	6	1	1	16	0	37	4	0
2014	Norfolk	4	3	3.00	47	0	0	0	1	81.0	70	29	27	8	1	25	0	76	6	0
Minor League Totals		42	42	4.00	229	96	2	1	20	683.1	670	341	304	72	22	199	3	542	36	2

CAREER TRANSACTIONS

2007 — Selected by the Boston Red Sox organization in the 3rd round of the First-Year Player Draft. **2013** — Elected free agency, November 4; signed by the Baltimore Orioles to a minor league contract, November 14. **2014** — Elected free agency, November 3; signed by the Oakland Athletics to a minor league contract, December 15.

**LEFT-HANDED PITCHER****Height/Weight:** 6-0 / 185**Bats/Throws:** Left / Left**Birthdate:** January 24, 1984**Opening Day Age:** 31**Birthplace/Resides:** Houston, Texas / Cypress, Texas**Major League Service:** 8 years, 119 days**Obtained:** Signed as a free agent, December 4, 2013**Contract Status:** Second year of a two-year contract through 2015**CAREER HIGHLIGHTS**

Is 91-79 with a 4.07 ERA in 241 career appearances, including 240 starts, in 10 seasons with Tampa Bay (2004-09), Los Angeles-AL (2009-11), Cleveland (2013) and Oakland (2014)...is a three-time American League All-Star with the Rays (2006, 2008) and A's (2014)...has 1319 career strikeouts, including 22 games of 10 or more strikeouts...is 25-18 with a 3.77 ERA (146 er in 348.1 ip) in 61 starts over the last two seasons after spending the 2012 season in the independent Atlantic League...made just one start for the Angels in 2011...led the AL with a career-high 239 strikeouts in 2007...at the age of 23, he became youngest AL strikeout champion since 22-year-old Frank Tanana with the Angels in 1975...was originally the 1st round draft pick of the New York Mets in 2002 and was traded to Tampa Bay July 30, 2004.

2014 HIGHLIGHTS

Won a career-high and team-leading 15 games in his 10th Major League season, his first with the A's... was named an American League All-Star for the third time in his career (2006, 2008)...went 15-9 with a 3.55 ERA in 32 starts... had career highs in winning percentage (.625) and opponents grounded into double plays (19) and career lows in opponents on-base percentage (.291), slugging percentage (.357) and walks per nine innings (2.36)...had two complete games after tallying just one in 208 starts over his first nine seasons...his starts and innings pitched (190.1) were second most in his career to his 34 starts and 206.2 innings with Tampa Bay in 2007...tied for eighth in the AL in wins...also had the sixth highest run support (5.58), tied for sixth in complete games, ranked 10th in opponents on-base percentage (.291) and slugging percentage (.357) and tied for 10th in games started...was 9-2 with a 2.08 ERA and .203 opponents batting average over his first 15 starts and was leading the AL in ERA entering play June 24...allowed seven runs in 3.0 innings that day at New York (NL) and went 6-7 with a 5.00 ERA and .272 opponents batting average over his final 17 starts...his ERA from June 24 through the end of the season was fourth highest in the AL...allowed a .238 opponents batting average, including .227 (123-for-541) against right-handed hitters compared to .273 (48-for-176) against left-handers...yielded 14 of his 16 home runs to righties...has surrendered 30 of his 35 home runs over the last two years to righties...held the opposition to a .081 batting average with runners in scoring position and two outs, which was the lowest mark by a Major Leaguer with 162 or more innings pitched since Bobby Bolin had a .079 average with San Francisco in 1965...ranked sixth in the AL among pitchers that qualified for the ERA title in opponents batting average with RISP (.196) and opponents average with two strikes (.146)...rank second in the AL with a .123 opponents average against the number eight hitter and a .169 average against the number two hitter...walked just seven batters to lead off an inning...yielded a .188 batting average with two outs...261 with no or one outs...allowed a .239 batting average the first time through the lineup, .236 the second time and .240 after that...went 5-3 with a 2.99 ERA and .210 opponents batting average in 12 starts during the day compared to 10-6 with a 3.91 ERA and .256 opponents batting average in 20 starts at night...surrendered just two home runs in 75.1 innings during the day...is now 10-5 with a 3.11 ERA (45 er in 130.1 ip) in 22 starts in day games over the last two years compared to 15-13 with a 4.17 ERA (101 er in 218.0 ip) in 39 starts in night games...posted a 1.97 ERA in the first inning, which ranked fourth in the AL...compiled a 4-4 record and a 4.71 ERA in 12 starts against AL West competition compared to 11-5 with a 2.94 ERA in 20 starts against everyone else...over the last two years, he is 7-7 with a 5.08 ERA (60 er in 106.1 ip) in 20 starts against the AL West, 18-11 with a 3.20 ERA (86 er in 242.0 ip) in 41 starts against all other teams...was 3-1 with a 4.45 ERA in five interleague starts...tied for fifth in interleague wins...is now 14-6 with a 4.52 ERA (75 er in 149.1 ip) in 27 career interleague starts...went 11-5 with a 4.09 ERA in 17 starts on four days rest, 4-4 with a 2.90

ERA in 15 starts on five days rest or more...opponents were successful in 18-of-20 (90.0%) stolen bases off him and he had just one pickoff...the stolen base percentage was second highest in the AL (Hughes, MIN 93.3%) and the stolen bases tied for seventh most...ranked sixth in the AL in fewest pitches per game (93.2) and tied for sixth in sacrifice hits allowed (5)...the A's were 21-11 (.656) in his starting assignments...walked two batters or fewer in 25 of his 32 starts.

OAKLAND: Tossed 7.1 shutout innings and allowed just three hits in his A's debut, a 6-1 win over Cleveland in the day game April 2...is the only Athletics pitcher since at least 1914 to toss at least seven shutout innings and not walk a batter in his A's debut...won each of his first two starts but then had back-to-back no decisions April 13 at Seattle (6.0 ip, 0 r) and April 19 against Houston (8.0 ip, 3 r), both A's wins...won each of his final two starts in April to extend his season-opening winning streak to four games...it marked the first time in his career he started a season 4-0...went 4-0 with a 2.11 ERA and .206 opponents batting average in six starts in April...tied for the AL lead in wins, ranked sixth in ERA and eighth in opponents batting...is just the second A's pitcher since 1993 to go 4-0 in April (Cahill, 2011)...it was the fifth time he won four or more games in a month in his career, the first time in April...had 35 strikeouts, which was the fifth highest April strikeout total in Oakland history...was charged with his first loss of the season May 5 against Seattle...it snapped a career-high tying six-game winning streak dating back to Sept. 21, 2013...had a 1.75 ERA and .207 opponents batting average during the streak, which spanned eight starts...allowed just one home run in 51.1 innings...struck out 56 and walked just 10...tossed just 1.1 innings at Cleveland May 17, which was the shortest outing of his career...was ejected by home plate umpire Jerry Layne after walking Aguilar with one out in the second...had a four-game winning streak from May 28 to June 19 (1.27 ERA and .184 opponents batting average)...began the streak with his second career complete game, a six-hitter in the A's 3-1 win over Detroit May 28 in Oakland...did not walk a batter and struck out eight...his first complete game was a two-hit shutout against Boston on July 3, 2006...went 161 starts between complete games, which is the seventh longest streak of consecutive starts without a complete game in ML history...struck out 10 batters in 6.1 innings June 3 at New York (AL), his 22nd career 10-strikeout game...allowed seven runs in 3.0 innings in a 10-1 loss at New York (NL) June 24...then went 3-0 with a 1.44 ERA over his next five starts from June 30 to July 27...was named to his third AL All-Star team and entered the July 15 game at Minnesota to start the sixth inning (0.2 ip, 1 h, 1 so)...has not allowed a run in three career All-Star Game appearances (2.2 ip, 1 h, 1 bb, 2 so)...finished July with a 3-0 record, a 1.38 ERA and .211 opponents batting average in four starts...the ERA was the second lowest single-month ERA of his career (1.22 in May, 2008) and it ranked fourth in the AL in July...then went 2-4 with a 7.80 ERA and .319 opponents batting average in six starts in August...the ERA was the highest in the majors and the fourth highest single-month ERA in Oakland history (min. 30.0 ip)...it was the second highest August ERA by an A's pitcher since 1942 (Mike Oquist, 9.00 in 1998)...the losses tied for the most in the AL and the opponents batting average was second highest...had his only losing streak of the season from Aug. 24 to Sept. 16 when he went 0-4 with an 8.22 ERA and .298 opponents batting average over a five-start stretch...walked 13 batters in 23.0 innings over that span...allowed seven runs in just 3.0 innings in a 9-4 loss to Los Angeles (AL) Aug. 24...then allowed six runs in a career-low tying 1.1 innings in his next start at Los Angeles (AL) Aug. 31...it marked the first time in his career he pitched three innings or fewer in consecutive starts...became the first A's pitcher with consecutive games of three innings or fewer and six runs or more since Bobby Witt (July 27-31, 1993)...tossed a complete game four-hitter and walked just one in the A's 1-0 loss at Chicago (AL) Sept. 11...became the ninth pitcher in Oakland history with a 1-0 complete game loss in which the only run scored on a home run (last: Brandon McCarthy on April 21, 2011 vs. Seattle)...finished September 1-2 with a 4.35 ERA in five starts and went 3-6 with a 6.05 ERA in 11 starts over the final two months of the season...the ERA was the highest in the majors over that span and the losses tied for third in the AL.

CAREER

2013—Went from the independent Atlantic League in 2012 to a key member of the Cleveland Indians rotation, going 10-9 with a 4.04 ERA in 29 starts...it was his first 10-win season since 2009...his 29 starts were his most since 2007, as were his 158.0 innings pitched...walked 47 batters for an average of 2.68 walks per nine innings, which was the lowest mark of his career at the time...struck out 162, and his strikeout-to-walk ratio of 3.45 was also a career best...was one of a club-record tying three pitchers to fan 150 or more batters (Jimenez, Masterson)...averaged 9.23 strikeouts per nine innings...did not qualify for the league leaders but had the seventh best strikeout per nine inning ratio among American League pitchers with 150 or more innings pitched...using the same minimum, he had the fifth highest

run support average (6.27)...was 3-4 with a 5.89 ERA and .302 opponents batting average over his first 11 starts through June 15...then went 7-5 with a 3.06 ERA and .239 opponents average over his final 18 starts...allowed a .262 opponents batting average, including .226 against left-handed hitters compared to .275 against right-handers...surrendered 16 of his 19 home runs and issued 41 of his 47 walks to righties...13 of the 19 home runs were solo shots...was 7-2 with a 3.86 ERA in 14 starts at home compared to 3-7 with a 4.21 ERA in 15 starts on the road...logged a 5-2 record and a 3.27 ERA in 10 starts during the day compared to 5-7 with a 4.46 ERA in 19 starts at night...was 6-5 with a 3.55 ERA in 15 starts on four days rest, 4-4 with a 4.60 ERA in 14 starts on five days rest or more...compiled a mark of 5-4 and a 4.60 ERA in 16 starts before the All-Star Break...then went 5-5 with a 3.38 ERA in 13 starts after the break...committed three errors, which tied for second most among AL pitchers...the Indians were 15-14 (.517) in his starting assignments...was a non-roster invitee with the Indians during the spring but was added to the roster and placed on the 15-day disabled list April 2 with a sprained right rib cage...made one rehab start at Triple-A Columbus April 15 before he was reinstated from the DL April 20...allowed two runs in 6.0 innings May 4 against Minnesota for his first win of the season...it was his first Major League win since Sept. 19, 2010...struck out 10 batters in 6.0 innings May 9 against Oakland, his first of four 10-strikeout games...had a season-high four-game winning streak from June 21 to Aug. 4...compiled a 1.93 ERA and .173 opponents batting average over that nine-start stretch...tossed a season-high 8.0 innings July 24 at Seattle, allowing one unearned run on one hit for the win...it was his longest outing since June 6, 2008...went 2-0 with a 2.75 ERA and .198 opponents batting average in six starts in July...allowed just one home run in 36.0 innings...singled Aug. 4 at Miami, his second career hit...went 3-2 with a 2.57 ERA in five starts in September...struck out 43 batters in 28 innings and walked just four...ranked fourth in the AL in strikeouts in September...had three 10-strikeout games in the month, including Sept. 6 against New York (NL) when he fanned a season-high 12 in 6.0 shutout innings...according to the Elias Sports Bureau, he became the second pitcher in Cleveland history to have that many strikeouts in a game in which he pitched no more than six innings (Sam McDowell vs. Detroit, Sept. 18, 1966)...did not walk a batter and became the first Major League pitcher with a scoreless outing of 6.0 innings or fewer with at least 12 strikeouts and no walks since Texas' Matt Perisho Oct. 3, 1999 at Anaheim...finished the season with back-to-back 10-strikeout games, fanning 10 Sept. 21 against Houston and 11 Sept. 28 at Minnesota...won both starts to become the first Indian to win consecutive starts with 10 or more strikeouts since Chuck Finley in April, 2000.

2012—Made 14 starts in the independent Atlantic League for Sugar Land from July 8 to Sept. 21...was 3-6 with a 5.34 ERA...pitched for Carolina in the Puerto Rican Winter League from Nov. 15 to Dec. 12, going 0-2 with a 4.37 ERA...averaged 10.7 strikeouts per nine innings.

2011—Made one start for the Los Angeles Angels April 3 at Kansas City (1.2 ip, 5 h, 5 r, 5 er, 2 bb, 0 so) before he was placed on the 15-day disabled list April 4 with a lower back strain...began a rehab assignment May 24 at Triple-A Salt Lake...went 0-5 with a 17.02 ERA in five starts before he was released June 15.

2010—Finished his first full season with the Angels and sixth full season in the Majors at 9-15 with a 5.94 ERA in 28 starts...set a career-high with 15 losses, which was the second highest total in the majors...started season on the disabled list with a strained right hamstring, missing nine games before making first start April 15...took a second trip to the DL July 11 with left shoulder fatigue and was reinstated Aug. 6...finished the season one win shy of his sixth consecutive season with 10-or-more wins.

2009—Was acquired by the Angels Aug. 28 in exchange for three minor leaguers...with Los Angeles, he posted a 2-2 record and a 1.73 ERA in six starts...for the season, finished 10-9 with a 4.89 ERA in 26 starts between the Rays and Angels...recorded 10-or-more wins for the fifth consecutive season...logged his 50th career victory April 24 at Oakland (6.0 ip, 2 h, 3 bb, 2 so)...left Tampa Bay as the Rays all-time leader in wins, innings pitched, strikeouts, starts and quality starts...was placed on the 15-day disabled list May 21 due to a right quadriceps strain and was reinstated June 27...pitched six innings-or-more in 17 of 26 starts, including 13 of last 15...allowed three runs-or-less in each of last nine starts.

2008—Went 12-8 with a 3.49 ERA in 27 starts with the Rays...led the club with 166 strikeouts, which ranked 10th in the American League...missed all of April with a left elbow strain...earned AL Pitcher of the Month honors for May after going 5-1 with a 1.22 ERA...became first Ray ever to win a pitcher of the month award...won six straight starts from May 10 to June 6, becoming the first Rays pitcher to

do so...became the Rays all-time wins leader May 10 against the Angels, recording his 36th victory... struck out 627 batters over first 100 starts, a mark surpassed by only 17 pitchers in the last 50 years... was selected to his second career All-Star game, earning the victory in the 15-inning, 4-3 win for the AL...with his 10th win Aug. 29 against Baltimore, he became just the fourth pitcher in the last 20 years to have four winning seasons with 10-or-more wins before the age of 25 (Dwight Gooden, Pedro Martinez and C.C. Sabathia)...defeated Minnesota 7-2 on Sept. 20 with six shutout innings as the Rays clinched first-ever postseason berth.

2007—Posted a 13-9 record and a 3.48 ERA in 34 starts with the Rays...led the American League and established a career-best with 239 strikeouts... at the age 23, he became the youngest AL strikeout champion since 22-year-old Frank Tanana with the Angels in 1975...was the eighth youngest in AL history... was edged out by Jake Peavy (240) for the Major League strikeout lead in the Padres' one game playoff with Colorado, their 163rd game...established a club record with a 3.48 ERA, placing ninth in AL...was 8-3 with a 2.39 ERA in 15 second-half starts.

2006—Compiled a 10-8 record with a 3.24 ERA in 24 starts with the Rays...made first career All-Star Game before being sidelined with shoulder inflammation in the second half...named the Rays Opening Day starter and at 22 years and 69 days became the youngest Opening Day hurler since Dwight Gooden (21 years, 143 days) in 1986...was named American League Player of the Week for May 15-21, becoming the youngest pitcher in 25 years to win the honor...tossed his first career shutout July 3 at Tropicana Field, giving up two hits while walking two and striking out 10...pitched a scoreless inning at the 77th All-Star Game in Pittsburgh...was placed on the disabled list July 24 and was reinstated Aug. 11...made three starts after his return but was shelved for the final six weeks of the season as precaution.

2005—Completed his first full season in the Majors posting a 10-9 record and a 3.77 ERA in 32 starts... led the club in starts, innings and strikeouts (4th in AL)...was one of only three pitchers in the AL with more strikeouts than hits allowed, joining Randy Johnson and Johan Santana...only four rookies since 1980 bettered Kazmir's numbers in innings, strikeouts and ERA (Fernando Valenzuela in 1981, Dwight Gooden and Mark Langston in 1984 and Hideo Nomo in 1991)...was named to *Baseball America's* All-Rookie Team...posted a 7-2 record and a 2.79 ERA in 14 second-half starts...started season ranked as the seventh best prospect in all of the Minor Leagues according to *Baseball America*.

2004—Acquired by the Rays July 30 from the Mets along with right-handed pitcher Jose Diaz in exchange for right-handed pitchers Victor Zambrano and Bartolome Fortunato...was assigned to Double-A Montgomery but was there just three weeks before his promotion to the Rays...made his Major League debut, Aug. 23 at Seattle, recording the victory in the Rays' 9-0 win (5.0 ip, 4 h, 3 bb, 4 so)... at the age of 20 years and 7 months, he became youngest pitcher in Majors that season and in Rays history...was youngest pitcher to win his ML debut since Mike Norris with Oakland, April 10, 1975...was the fourth youngest player in the American League.

2003—Split time between Capital City and St. Lucie, posting a combined 5-6 record with a 2.63 ERA... led all minor league starting pitchers in strikeouts per nine innings (11.94)...had 145 strikeouts in 109.1 innings pitched...was named the Mets' best prospect and the 11th-best prospect in all of minor league baseball by *Baseball America*...helped lead Port St. Lucie to the Florida State League championship and was winning pitcher in title-clinching game, Sept. 9 at Dunedin.

2002—Was named *Baseball America's* top left-handed minor league pitcher after posting an 0-1 record with an 0.50 ERA in five starts at Single-A Brooklyn...opponents batted just .089 against him.

PERSONAL/MISCELLANEOUS

Scott Edward Kazmir was originally signed by New York Mets scout Dave Lottsfeld... attended Cypress Falls High School in Houston, TX where he was named *Baseball America's* High School Player of the Year in 2002...started Scott Kazmir foundation which benefits the Children's Dream Fund and other organizations that assist ailing children.

LIFETIME PITCHING RECORD

Year	Club	W	L	ERA	G	GS	CG	SHO	SV	IP	H	R	ER	HR	HB	BB	IBB	SO	WP	BK
2002	Brooklyn	0	1	0.50	5	5	0	0	0	18.0	5	2	1	0	2	7	0	34	0	0
2003	Capital City	4	4	2.36	18	18	0	0	0	76.1	50	26	20	6	3	28	0	105	12	1
	St. Lucie	1	2	3.27	7	7	0	0	0	33.0	29	15	12	0	2	16	0	40	2	0
2004	St. Lucie	1	2	3.42	11	11	0	0	0	50.0	49	20	19	3	0	22	0	51	5	0
	Binghamton	2	1	1.73	4	4	0	0	0	26.0	16	6	5	0	3	9	0	29	1	0
	Montgomery	1	2	1.44	4	4	0	0	0	25.0	14	7	4	0	1	11	0	24	1	0
	TAMPA BAY	2	3	5.67	8	7	0	0	0	33.1	33	22	21	4	2	21	0	41	3	0
2005	TAMPA BAY	10	9	3.77	32	32	0	0	0	186.0	172	90	78	12	10	100	3	174	7	1
2006	TAMPA BAY	10	8	3.24	24	24	1	1	0	144.2	132	59	52	15	2	52	3	163	6	0
2007	TAMPA BAY	13	9	3.48	34	34	0	0	0	206.2	196	91	80	18	7	89	1	239	10	0
2008	Vero Beach	0	1	4.70	2	2	0	0	0	7.2	8	5	4	2	0	0	0	7	0	0
	Durham	0	0	1.80	1	1	0	0	0	5.0	3	1	1	1	0	1	0	3	0	0
	TAMPA BAY	12	8	3.49	27	27	0	0	0	152.1	123	61	59	23	4	70	2	166	5	0
2009	TAMPA BAY	8	7	5.92	20	20	0	0	0	111.0	121	77	73	15	5	50	0	91	10	0
	Charlotte	0	0	0.00	1	1	0	0	0	4.2	3	0	0	0	0	1	0	5	0	0
	Durham	1	0	1.50	1	1	0	0	0	6.0	5	1	1	0	0	0	0	5	0	0
	LOS ANGELES (AL)	2	2	1.73	6	6	0	0	0	36.1	28	8	7	1	1	10	0	26	3	0
2010	Rancho Cucamonga	0	0	4.26	1	1	0	0	0	6.1	8	3	3	0	0	0	0	6	1	0
	LOS ANGELES (AL)	9	15	5.94	28	28	0	0	0	150.0	158	103	99	25	12	79	2	93	6	0
2011	LOS ANGELES (AL)	0	0	27.00	1	1	0	0	0	1.2	5	5	5	1	2	2	0	0	0	1
	Salt Lake	0	5	17.02	5	5	0	0	0	15.1	22	30	29	0	6	20	0	14	5	0
2012	Sugar Land	3	6	5.34	14	14	0	0	0	64.0	74	43	38	8	5	33	2	51	3	0
2013	Columbus	1	0	0.00	1	1	0	0	0	5.0	5	1	0	0	0	0	0	5	0	0
	CLEVELAND	10	9	4.04	29	29	0	0	0	158.0	162	76	71	19	3	47	1	162	5	1
2014	OAKLAND	15	9	3.55	32	32	2	0	0	190.1	171	81	75	16	4	50	1	164	9	1
ML Totals		91	79	4.07	242	240	3	1	0	1370.1	1301	673	620	149	52	570	13	1319	64	49

CAREER TRANSACTIONS

2002 — Selected by the New York Mets organization in the 1st round (15th selection overall) of the First-Year Player Draft. **2004** — Traded to the Tampa Bay Rays with pitcher Jose Diaz for pitchers Bartolomeo Fortunato and Victor Zambrano, July 30. **2006** — On the disabled list, July 24 to August 7. On the disabled list, August 23 to October 1. **2008** — On the disabled list, March 21 to May 3; included rehabilitation assignments to Vero Beach, April 18 to 27, and Durham, April 28 to May 3. **2009** — On the disabled list, May 21 to June 25; included rehabilitation assignments to Port Charlotte, June 17 to 21, and Durham, June 22 to 25. Traded to the Los Angeles Angels for Sean Rodriguez, infielder Matt Sweeney and pitcher Alexander Torres, August 28. **2010** — On the disabled list, March 31 to April 14; included rehabilitation assignment to Rancho Cucamonga, April 9 to 14. On the disabled list, July 11 to August 6; included rehabilitation assignment to AZL Angels, August 2 to 6. **2011** — On the disabled list, April 4 to June 15; included rehabilitation assignment to Salt Lake, May 24 to June 15. Released, June 15. **2013** — Signed by the Cleveland Indians to a minor league contract, January 8. On the disabled list, April 2 to 19; included rehabilitation assignment to Columbus, April 15 to 19. Elected free agency, October 31; signed by the Oakland Athletics, December 4.

DIVISION SERIES RECORD

Year	Club/Opp.	W	L	ERA	G	GS	CG	SHO	SV	IP	H	R	ER	HR	HB	BB	IBB	SO	WP	BK
2008	TB vs. CWS	1	0	3.38	1	1	0	0	0	5.1	8	2	2	0	1	2	0	4	0	0
2009	LAA vs. BOS	0	0	7.50	1	1	0	0	0	6.0	5	5	5	1	0	3	0	1	0	0
Totals		1	0	5.56	2	2	0	0	0	11.1	13	7	7	1	1	5	0	5	0	0

LEAGUE CHAMPIONSHIP SERIES RECORD

Year	Club/Opp.	W	L	ERA	G	GS	CG	SHO	SV	IP	H	R	ER	HR	HB	BB	IBB	SO	WP	BK
2008	TB vs. BOS	0	0	4.35	2	2	0	0	0	10.1	8	5	5	3	1	6	0	9	1	0
2009	LAA vs. NYY	0	1	7.71	2	1	0	0	0	4.2	6	5	4	0	0	5	0	3	1	0
Totals		0	1	5.40	4	3	0	0	0	15.0	14	10	9	3	1	11	0	12	2	0

WORLD SERIES RECORD

Year	Club/Opp.	W	L	ERA	G	GS	CG	SHO	SV	IP	H	R	ER	HR	HB	BB	IBB	SO	WP	BK
2008	TB vs. PHI	0	1	4.50	2	2	0	0	0	10.0	10	5	5	1	1	10	0	9	0	0

ALL-STAR GAME RECORD

Year	Club/Site	W	L	ERA	G	GS	CG	SHO	SV	IP	H	R	ER	HR	HB	BB	IBB	SO	WP	BK
2006	A.L./PIT	0	0	0.00	1	0	0	0	0	1.0	0	0	0	0	0	0	0	0	0	0
2008	A.L./NYY	1	0	0.00	1	0	0	0	0	1.0	0	0	0	0	0	1	0	1	0	0
2014	A.L./MIN	0	0	0.00	1	0	0	0	0	0.2	1	0	0	0	0	0	0	1	0	0
Totals		1	0	0.00	3	0	0	0	0	2.2	1	0	0	0	0	1	0	2	0	0

FRANCHISE MONTHLY BESTS

Wins	Losses	Highest Winning Pct.	Lowest Winning Pct.
26 July, 1931	28 July, 1916	.857 (24-4) August, 2002	.067 (2-28) July, 1916
25 July, 1928	27 September, 1940	.857 (18-3) April, 1981	.077 (1-12) April, 1951
24 August, 2002	27 September, 1915	.852 (23-4) May, 1931	.103 (3-26) August, 1943
24 July, 1929	26 August, 1960	.821 (23-5) August, 1914	.130 (3-20) July, 1938
23 August, 1971	26 August, 1945	.815 (22-5) May, 1929	.136 (3-19) June, 1916
23 May, 1931	26 August, 1943	.810 (17-4) Sept., 2001	.143 (4-24) June, 1920
23 July, 1930	25 July, 1936	.800 (20-5) May, 1910	.156 (5-27) Sept., 1915
23 August, 1914	25 August, 1938	.792 (19-5) July, 2012	.167 (4-20) August, 1915
22 five times	24 June, 1979	.788 (26-7) July, 1931	.167 (2-10) April, 1966
	24 June, 1920	.778 (21-6) Sept., 1911	.167 (2-10) April, 1935
		.778 (21-6) August, 2006	

VS. THE AMERICAN LEAGUE

2014		CAREER												
ERA	W	L	S	G	IP	ER	vs. TEAM	ERA	W	L	S	G	IP	ER
0.00	1	0	0	1	7.0	0	Baltimore	4.12	6	5	0	17	98.1	45
2.57	1	0	0	1	7.0	2	Boston	3.98	9	8	0	27	151.2	67
1.13	0	1	0	1	8.0	1	Chicago (AL)	5.35	3	6	0	12	70.2	42
1.04	1	0	0	2	8.2	1	Cleveland	5.21	2	3	0	10	48.1	28
1.26	1	0	0	2	14.1	2	Detroit	3.51	5	5	0	15	82.0	32
2.30	1	0	0	4	27.1	7	Houston	3.32	2	1	0	7	43.1	16
4.85	0	2	0	2	13.0	7	Kansas City	5.11	4	7	0	17	91.2	52
27.00	0	2	0	2	4.1	13	Los Angeles (AL)	7.56	2	5	0	7	33.1	28
5.68	2	0	0	2	12.2	8	Minnesota	3.42	7	4	0	13	81.2	31
1.46	1	0	0	2	12.1	2	New York (AL)	3.28	8	7	0	20	115.1	42
—	0	0	0	0	0.0	0	Oakland	4.01	10	6	0	19	110.0	49
3.00	0	1	0	2	12.0	4	Seattle	3.35	4	4	0	13	75.1	28
—	0	0	0	0	0.0	0	Tampa Bay	4.11	1	2	0	3	15.1	7
4.22	3	1	0	4	21.1	10	Texas	3.32	9	5	0	18	105.2	39
2.57	1	1	0	2	14.0	4	Toronto	3.63	5	6	0	17	104.0	42

VS. THE NATIONAL LEAGUE

2014		CAREER												
ERA	W	L	S	G	IP	ER	vs. TEAM	ERA	W	L	S	G	IP	ER
—	0	0	0	0	0.0	0	Arizona	1.17	1	0	0	1	7.2	1
—	0	0	0	0	0.0	0	Atlanta	—	0	0	0	0	0.0	0
—	0	0	0	0	0.0	0	Chicago (NL)	2.53	1	0	0	2	10.2	3
—	0	0	0	0	0.0	0	Cincinnati	1.29	1	0	0	1	7.0	1
—	0	0	0	0	0.0	0	Colorado	4.50	1	0	0	1	6.0	3
—	0	0	0	0	0.0	0	Los Angeles (NL)	6.14	1	1	0	3	14.2	10
—	0	0	0	0	0.0	0	Miami	3.00	2	1	0	4	24.0	8
—	0	0	0	0	0.0	0	Milwaukee	—	0	0	0	0	0.0	0
8.00	1	1	0	2	9.0	8	New York (NL)	4.80	2	1	0	3	15.0	8
10.13	0	0	0	1	5.1	6	Philadelphia	7.04	1	1	0	3	15.1	12
—	0	0	0	0	0.0	0	Pittsburgh	11.17	1	1	0	2	9.2	12
—	0	0	0	0	0.0	0	St. Louis	4.09	1	0	0	2	11.0	5
—	0	0	0	0	0.0	0	San Diego	6.00	0	0	0	1	6.0	4
0.00	1	0	0	1	7.0	0	San Francisco	0.00	1	0	0	1	7.0	0
0.00	1	0	0	1	7.0	0	Washington	4.66	1	0	0	2	9.2	5

MONTHLY BREAKDOWN

2014		CAREER												
ERA	W	L	S	G	IP	ER	by MONTH	ERA	W	L	S	G	IP	ER
2.11	4	0	0	6	38.1	9	April	4.45	14	9	0	34	192.0	95
2.67	2	2	0	5	30.1	9	May	3.89	19	14	0	43	250.0	108
3.12	3	1	0	6	34.2	12	June	4.45	15	12	0	40	224.1	111
1.38	3	0	0	4	26.0	4	July	3.77	13	13	0	37	226.2	95
7.80	2	4	0	6	30.0	26	August	4.63	15	16	0	44	237.1	122
4.35	1	2	0	5	31.0	15	September	3.34	14	14	0	41	229.0	85
—	0	0	0	0	0.0	0	October	3.27	1	1	0	2	11.0	4

PITCHING BREAKDOWN

2014		CAREER												
ERA	W	L	S	G	IP	ER	by CATEGORY	ERA	W	L	S	G	IP	ER
3.62	8	4	0	16	102.0	41	Home	3.87	43	32	0	116	674.1	290
3.46	7	5	0	16	88.1	34	Away	4.27	48	47	0	125	696.0	330
2.99	5	3	0	12	75.1	25	Day	3.78	31	20	0	71	409.2	172
3.91	10	6	0	20	115.0	50	Night	4.20	60	59	0	170	960.2	448
2.38	11	3	0	19	117.1	31	Pre-ASG	4.39	52	45	0	135	772.1	377
5.42	4	6	0	13	73.0	44	Post-ASG	3.66	39	34	0	106	598.0	243
3.55	15	9	0	32	190.1	75	Starter	4.07	91	79	0	2401	1367.1	619
—	0	0	0	0	0.0	0	Reliever	3.00	0	0	0	1	3.0	1

BALLPARK BREAKDOWN

	ERA	W	L	S	G	IP	ER
Angel Stadium of Anaheim	5.88	2	11	0	16	82.2	54
AT&T Park	0.00	1	0	0	1	7.0	0
Busch Stadium	3.86	1	0	0	1	7.0	3
Camden Yards	4.09	3	3	0	8	44.0	20
Champion Stadium	2.25	0	0	0	1	4.0	1
Citi Field	21.00	0	1	0	1	3.0	7
Citizens Bank Park	5.40	1	1	0	2	10.0	6
Comerica Park	2.94	3	3	0	9	49.0	16
Coors Field	4.50	1	0	0	1	6.0	3
Dodger Stadium	3.60	1	0	0	1	5.0	2
Fenway Park	3.89	6	5	0	16	88.0	38
Globe Life Park in Arlington	3.12	6	3	0	11	66.1	23
Kauffman Stadium	5.47	1	4	0	10	49.1	30
Mall of America Field	5.04	1	3	0	4	25.0	14
Marlins Park	0.00	1	0	0	1	6.0	0
Minute Maid Park	6.75	1	0	0	2	9.1	7
O.co Coliseum	3.97	14	9	0	29	174.2	77
Old Yankee Stadium	5.04	1	2	0	5	25.0	14
PNC Park	11.17	1	1	0	2	9.2	12
Progressive Field	3.88	8	4	0	19	99.2	43
Rogers Centre	4.31	3	4	0	8	48.0	23
Safeco Field	2.02	4	2	0	8	49.0	11
Sun Life Stadium	10.80	0	1	0	1	5.0	6
Target Field	2.00	2	0	0	3	18.0	4
Tropicana Field	3.65	27	17	0	72	424.0	172
U.S. Cellular Field	5.40	1	3	0	5	33.1	20
Wrigley Field	3.00	1	0	0	1	6.0	2
Yankee Stadium	6.61	0	2	0	3	16.1	12

FIELDING STATISTICS

Pitcher							
Year	Pct.	G	PO	A	E	TC	DP
2004	.833	8	2	3	1	6	0
2005	.889	32	7	17	3	27	0
2006	.941	24	5	11	1	17	1
2007	.893	34	7	18	3	28	2
2008	.875	27	5	9	2	16	0
2009	1.000	26	6	12	0	18	0
2010	.939	28	6	25	2	33	0
2011	1.000	1	0	1	0	1	0
2013	.880	29	10	12	3	25	0
2014	.870	32	2	18	3	23	1
Totals	.907	241	50	126	18	194	4

KAZMIR'S CAREER BESTS

Low Hit Complete Game: 2, July 3, 2006 vs. Boston
Innings Pitched: 9.0 (twice), last: May 28, 2014 vs. Detroit

Strikeouts: 13, August 25, 2007 vs. Oakland

Pitches: 121, July 18, 2005 at Boston

Longest Winning Streak: 6 (twice), last: September 21, 2013 to April 29, 2014

Longest Losing Streak: 6, September 19, 2004 to May 7, 2005

Longest Scoreless Streak: 18.0, last: May 16 to 26, 2006

KAZMIR'S 2014 STARTS

Date	Opponent	Score	Dec	ERA	IP	H	R	ER	BB	SO	HR	#PIT
April 2	Cleveland (D)	6-1	W	0.00	7.1	3	0	0	0	5	0	94
April 7	at Minnesota	8-3	W	2.03	6.0	6	3	3	4	5	0	101
April 13	at Seattle	3-0	--	1.40	6.0	2	0	0	0	9	0	82
April 19	Houston	4-3	--	1.65	8.0	6	3	2	0	5	1	106
April 24	at Houston	10-1	W	1.62	6.0	5	1	1	2	7	0	93
April 29	at Texas	9-3	W	2.11	5.0	7	3	3	1	4	0	95
May 5	Seattle	2-4	L	2.64	6.0	8	4	4	2	3	1	99
May 11	Washington	9-1	W	2.28	7.0	4	0	0	0	4	0	88
May 17	at Cleveland	6-2	--	2.39	1.1	1	1	1	3	1	0	41
May 23	at Toronto	2-3	L	2.56	7.0	5	3	3	1	2	1	97
May 28	Detroit	3-1	W	2.36	9.0	6	1	1	0	8	1	103
June 3	at New York (AL)	5-2 (10)	--	2.40	6.1	6	2	2	2	10	1	109
June 8	at Baltimore	11-1	W	2.20	7.0	4	0	0	2	7	0	96
June 14	New York (AL)	5-1	W	2.05	6.0	3	1	0	3	2	0	98
June 19	Boston	4-2	W	2.08	7.0	4	2	2	0	8	1	111
June 24	at New York (NL)	1-10	L	2.66	3.0	8	7	7	1	4	3	62
June 30	at Detroit	4-5	--	2.61	5.1	4	1	1	3	7	1	99
July 5	Toronto	5-1	W	2.53	7.0	3	1	1	2	8	0	113
July 10	San Francisco	6-1	W	2.38	7.0	3	0	0	1	9	0	103
July 22	Houston	2-3 (12)	--	2.32	7.0	7	2	1	1	6	0	107
July 27	at Texas	9-3	W	2.37	5.0	7	2	2	2	2	1	94
Aug. 3	Kansas City	2-4	L	2.53	6.0	10	4	4	1	2	0	99
Aug. 8	Minnesota	6-5	W	2.73	6.2	5	5	5	1	4	0	85
Aug. 13	at Kansas City	0-3	L	2.78	7.0	7	3	3	1	3	1	98
Aug. 19	New York (NL)	6-2	W	2.73	6.0	4	1	1	3	6	1	105
Aug. 24	Los Angeles (AL)	4-9	L	3.08	3.0	10	7	7	2	1	1	61
Aug. 31	at Los Angeles (AL)	1-8	L	3.39	1.1	2	6	6	4	0	0	57
Sept. 6	Houston	4-3	--	3.42	6.1	3	3	3	5	8	0	92
Sept. 11	at Chicago (AL)	0-1	L	3.32	8.0	4	1	1	1	7	1	113
Sept. 16	Texas	3-6	L	3.44	4.1	9	6	4	1	3	1	82
Sept. 21	Philadelphia	8-6 (10)	--	3.63	5.1	11	6	6	1	9	0	99
Sept. 26	at Texas	6-2	W	3.55	7.0	4	2	1	0	5	0	101

**INFIELDER****Height/Weight:** 6-0 / 190**Bats/Throws:** Right / Right**Birthdate:** March 7, 1988**Opening Day Age:** 27**Birthplace/Resides:** Park Ridge, Illinois / Des Plaines, Illinois**Major League Service:** None**Obtained:** Acquired from Minnesota for Orlando Cabrera and cash, July 31, 2009**Contract Status:** First year of a one-year contract through 2015**CAREER HIGHLIGHTS**

Was added to the 40-man roster for the first time Oct. 31, 2014 after batting .253 with 35 home runs and 265 RBI in 644 minor league games over seven professional seasons with Minnesota (2008-09) and Oakland (2009-14)...was originally selected by the Twins organization in the second round of the 2008 First-Year Player Draft and appeared in 77 games over two seasons before he was traded to Oakland July 31, 2009 for Orlando Cabrera...was named as the Best Defensive Infielder in the A's organization in *Baseball America's* Best Tools survey for prospects following the 2010 and 2011 seasons...hit a career-high .297 at Sacramento in 2014, his first full season at the Triple-A level.

2014 HIGHLIGHTS

Batted .297 with two home runs and 43 RBI in 78 games with Sacramento in his first full season at the Triple-A level...the batting average was a career high as was his .376 on-base percentage...his batting average included a .395 (32-for-81) mark against left-handed pitchers compared to .255 (49-for-192) against right-handers...had 10 of his 23 extra base hits against lefties and slugged .568 against lefties compared to .339 against righties...hit .231 with the bases empty, .373 with runners on...had a .342 average with runners in scoring position...was 6-for-12 (.500) with two doubles, two walks and 15 RBI with the bases loaded...batted .347 at home, .258 on the road...appeared in 38 games at second base, 38 at shortstop and two in center field...committed just two errors as a second baseman for a .990 fielding percentage...made seven errors at shortstop (.964)...hit in every spot in the order except the four through six spots...saw his most action with 43 games in the nine spot, where he batted .340...hit .246 in all other spots in the order.

SACRAMENTO: Drove in a season-high three runs twice over the first eight games: April 5 at Salt Lake and April 12 against Salt Lake...had his first of nine three-hit games April 6 at Salt Lake...had four doubles over a three-game span from April 15 to 17, including his first of four two-double games April 15 against Fresno...committed his only two errors as a second baseman in the same game on April 25 against El Paso...finished the season with a 37-game errorless streak as a second baseman...did not make another error at any position until Aug. 27 at Nashville for a 57-game errorless streak overall...finished April with a .368 batting average, eight doubles and 14 RBI in 22 games...added 15 walks for a .482 on-base percentage...drove in 17 runs in 25 games in May, giving him 31 RBI over his first 47 games...then had 12 RBI over his final 31 games...had four straight two-hit games from May 24 to 27 (8-for-15, .533) to lift his average to .324...went 9-for-38 (.237) over his next 11 games to fall to .306...had a season-best six-game hitting streak from June 13 to 18 (10-for-24, .417)...went hitless in three consecutive games for the first time all year from June 22-24, which dropped his average to .305...was suspended for 50 games June 25 for a violation of the Minor League Drug Testing Program...was reinstated from the restricted list Aug. 18 and went 10-for-40 (.250) over his final 10 games...had his average at .300 entering play Aug. 28 at Reno but went 1-for-6 in two games to fall to .297...was placed on the disabled list Aug. 30 with a strained right hamstring and missed the remainder of the season.

CAREER

2013—Spent most of the season at Double-A Midland where he batted .263 with six home runs and 40 RBI in 83 games...also went 3-for-28 (.107) with two RBI during an eight-game stint with Triple-A Sacramento in April...combined for a .248 batting average in 91 games overall...batted .301 against left-handed pitching compared to .227 against right-handers...combined to hit .331 in his home ballparks,

.177 on the road...had a .325 batting average with runners in scoring position...went 6-for-9 (.667) with 12 RBI with the bases loaded...batted .299 with four of his six home runs and 20 of his 41 RBI in the seventh inning or later...four of his six home runs came with runners on base...appeared in 32 games at third base, 31 at second base, 11 in right field, eight in left field, eight at shortstop and two in center field...committed just two errors as a second baseman for a .987 fielding percentage...had four errors as both a third baseman and shortstop...hit in every spot in the order except leadoff...went 0-for-10 over his first three games before he was moved up to Sacramento April 14...returned to Midland April 26 and spent the rest of the year with the RockHounds...was batting .194 over 15 games with Midland before hitting .377 over a 15-game stretch from May 16 to June 2...hit .338 in 22 games in May...clubbed four of his six home runs over a 14-game stretch from May 27 to July 4...had 15 RBI over that span...that included a two-week stay on the disabled list from June 6 to 20 with a bruised left toe...had a season-high five RBI July 4 against Northwest Arkansas...hit .275 in 22 games in July but then batted .217 with 16 RBI in 24 contests in August.

2012—Spent the entire season at Double-A Midland where he batted .240 with nine home runs and 54 RBI in 104 games...had career highs in home runs, RBI and hit by pitches (11)...hit .333 with five home runs in 108 at bats against left-handed pitching, .208 with four home runs in 308 at bats against right-handers...slugged .565 against lefties, .286 against righties...batted .288 before the All-Star Break, .200 after the break...had a .361 average with runners in scoring position and two outs...seven of his nine home runs came on the road...five came with runners on base...appeared in 62 games at second base, 39 in center field, four at shortstop and one each in left field and right field...made just five errors as a second baseman for a .983 fielding percentage...had five assists in 41 games in the outfield...hit second 96 times...also batted leadoff seven times...had a season-best 10-game hitting streak from April 7 to 27 (15-for-42, .357)...had a 33-game errorless streak as a second baseman from April 7 to May 24...was on the disabled list from April 10 to 18 with a strained right groin...walked four times May 17 against Frisco...was on the DL for a second time from May 28 to June 14 with a left foot contusion...compiled his best batting average in May when he hit .311 in 23 games...added 13 walks for a .410 on-base percentage...hit two home runs July 27 at Corpus Christi.

2011—Spent all but the final week of the season at Double-A Midland where he hit .225 with six home runs and 35 RBI in 125 games...was transferred to Triple-A Sacramento Sept. 2 and went 4-for-19 (.211) in four games...combined for a .224 average in 129 games overall...added a career-high 48 walks...hit .296 against left-handed pitching, .193 against right-handers...appeared in 64 games at second base, 61 at shortstop and seven in center field...saw his most action with 82 games batting ninth in the order...scored a run in 10 consecutive games from May 20 to June 1 (13 runs total)...had season-highs in hits (4) and RBI (3) July 27 at Frisco...went 4-for-23 (.174) with five runs, five walks and two RBI in eight postseason games with Sacramento...was named as the Best Defensive Infielder in the A's organization for the second consecutive season in *Baseball America's* Best Tools survey for prospects following the season.

2010—Spent the entire season at Single-A Stockton with the exception of four games over two stints with Triple-A Sacramento...batted .274 with five home runs, 41 RBI and 20 stolen bases in 126 games with the Ports...hit .270 in 130 games overall...had career highs in games, at bats (488), runs (60), hits (132), doubles (31), triples (4), extra base hits (40), stolen bases (20) and strikeouts (112)...tied for fourth in the A's farm system in doubles, ranked seventh in stolen bases and tied for 10th in hits...appeared in 97 games at second base, 21 at shortstop, seven in center field, one at third base and one in right field...went 5-for-6 June 26 at Lancaster...batted .341 in 22 games in June...had a season-best 11-game hitting streak from July 10 to 21 (15-for-46, .326)...belted two home runs Aug. 8 against High Desert...went 3-for-7 (.429) with a home run and RBI in two postseason games for Stockton...was named as the Best Defensive Infielder in the A's organization in *Baseball America's* Best Tools survey for prospects following the season.

2009—Began the season in extended spring training with Minnesota and finished it in the A's organization following the July 31 trade in which Oakland sent Orlando Cabrera and cash to the Twins...played for Rookie Elizabethton and Single-A Beloit in the Twins farm system and Single-A Kane County with the A's...combined to hit .274 with six home runs and 36 RBI in 67 games...slugged a career-high .414...appeared in 58 games at shortstop and three at third base...joined Elizabethton June 23 and hit .410 with a .500 on-base percentage in 17 games before he was promoted to Beloit July 11...batted .233

in 15 games with the Snappers before he was dealt to the A's...hit .231 in 35 games with Kane County...went 2-for-8 (.250) with a double in two postseason games with the Cougars.

2008—Made his professional debut with the Twins affiliate in the Gulf Coast Rookie League and hit .204 with a home run and 13 RBI in 45 games...appeared in 37 games at shortstop and eight at third base...singled June 20 at the Orioles for his first professional hit...slugged his first home run Aug. 15 against the Red Sox...went 0-for-3 in one postseason game.

PERSONAL/MISCELLANEOUS

Tyler James Ladendorf was originally signed by Minnesota scout Marty Esposito...graduated from Maine West HS (IL)...attended Howard CC (TX).

LIFETIME PLAYING RECORD

Year	Club	AVG	G	AB	R	H	2B	3B	HR	RBI	SH	SF	HP	BB	SO	SB	CS	SLG	OBP	E
2008	GCL Twins	.204	45	147	17	30	8	1	1	13	3	2	6	17	29	6	0	.293	.308	7
2009	Elizabethton	.410	17	61	18	25	7	0	4	17	0	1	1	11	7	1	0	.721	.500	4
	Beloit	.233	15	60	7	14	2	0	0	4	0	0	1	4	13	2	1	.267	.292	2
	Kane County	.231	35	130	13	30	4	2	2	15	2	0	3	10	19	2	2	.338	.301	10
2010	Sacramento	.100	4	10	0	1	1	0	0	0	0	0	1	2	0	0	0	.200	.182	0
	Stockton	.274	126	478	60	131	30	4	5	41	5	3	3	35	110	20	4	.385	.326	20
2011	Midland	.225	125	432	55	97	17	3	6	35	7	2	6	47	87	6	5	.319	.308	21
	Sacramento	.211	4	19	2	4	1	0	0	1	1	0	0	1	6	0	0	.263	.250	0
2012	Midland	.240	104	416	59	100	20	1	9	54	4	3	11	42	89	7	4	.358	.324	11
2013	Midland	.263	83	266	34	70	16	1	6	40	2	2	5	27	45	2	0	.398	.340	10
	Sacramento	.107	8	28	0	3	1	0	0	2	0	0	0	4	3	0	0	.143	.219	0
2014	Sacramento	.297	78	273	44	81	18	3	2	43	0	4	2	35	56	3	1	.407	.376	9
Minor League Totals		.253	644	2320	309	586	125	15	35	265	24	17	38	234	466	49	17	.365	.329	94

CAREER TRANSACTIONS

2008 — Selected by the Minnesota Twins organization in the second round of the First-Year Player Draft. **2009** — Traded to the Oakland Athletics for shortstop Orlando Cabrera and cash, July 31.

**INFIELDER****Height/Weight:** 6-0 / 210**Bats/Throws:** Right / Right**Birthdate:** January 18, 1990**Opening Day Age:** 25**Birthplace/Resides:** Langley, British Columbia / Peoria, Arizona**Major League Service:** 3 years, 55 days**Obtained:** Acquired from Toronto with Kendall Graveman, Sean Nolin and Franklin Barreto for Josh Donaldson, November 28, 2014**Contract Status:** First year of a one-year contract through 2015**CAREER HIGHLIGHTS**

Batted .265 with 43 home runs and 157 RBI in 345 games over four seasons with Toronto before being traded to the A's following the 2014 season...was hampered by injuries during his Blue Jays career as he had six stints on the disabled list...hit a career-high 12 home runs in 2014, despite appearing in just 70 games...had a 55-game errorless streak as a third baseman from Sept. 22, 2013 to June 3, 2014...was named the #1 prospect by *Baseball America* in the Pacific Coast League following the 2011 season...named to the Futures Game in his first two professional seasons in 2009 and 2010...named to the Canadian team for the 2009 and 2013 World Baseball Classic...was originally drafted by Milwaukee in the first round of the 2008 draft.

2014 HIGHLIGHTS

Batted .247 with 12 home runs and 38 RBI in just 70 games in a season shortened by a broken finger and a strained oblique...the home runs were a career high but his batting average was a career low as was his .301 on-base percentage...did not steal a base for the first time in his career...did not ground into a double play in 259 at bats...hit .263 (52-for-198) with 10 of his 12 home runs and 31 of his 38 RBI against right-handed pitching...batted .197 (12-for-61) against left-handers...had a .302 batting average with runners on base compared to .203 with the bases empty...batted .323 with runners in scoring position...had a grand slam and a hit by pitch in two plate appearances with the bases loaded...is 6-for-12 (.500) with two home runs with the bases full in his career...eight of his 12 home runs came in the sixth inning or later...batted .285 at home compared to .213 on the road...has a .286 (184-for-644) career average at Rogers Centre compared to .244 (161-for-660) on the road...had a .138 batting average and .194 on-base percentage when leading off an inning...hit .343 in 10 interleague games...now has a .326 (42-for-129) career average against the National League compared to .258 (303-for-1175) against the American League...started 44 games at third base and 26 at second base...committed two errors in 63 games overall at third base for a .984 fielding percentage...also had two errors and a .984 fielding percentage in 32 games at second base...the Blue Jays were 17-9 (.654) in games when he started at second base...made 30 starts batting seventh, 21 in the six spot, 14 hitting fifth and five batting eighth.

TORONTO: Hit just .151 over his first 23 games through April 25 but had five home runs and 18 RBI over that span...hit his second career grand slam April 15 at Minnesota...added a sacrifice fly for a career-high five RBI...homered in consecutive games against April 22 and 23 against Baltimore and hit three home runs against the Orioles in 2014...has hit 10 of his 43 career home runs against Baltimore...had three hits on the 23rd, which matched his career high...also had three hits May 3 at Pittsburgh and June 20 at Cincinnati and now has 17 career three-hit games...had six straight multiple hit games from April 26 to May 3 (13-for-26, .500)...hit .200 in April but had six home runs and 20 RBI in 25 games...tied for sixth in the AL in home runs in April and tied for seventh in RBI...then batted .287 in May and .262 in June but combined for just six home runs and 18 RBI in 43 games in those two months...snapped a season-high 0-for-17 streak with a double in the ninth inning May 22 at Boston...hit safely in 14 of his 15 games from May 22 to June 6 (18-for-58, .310)...had two seven-game hitting streaks over that stretch, which matched his season-high...committed his first error as a third baseman June 4 at Detroit, his 48th game of the season at third base...it snapped a 55-game errorless streak as a third baseman dating back to his last error on Sept. 21, 2013 at Boston...hit his 12th home run of the season June 20 at Cincinnati, which established a new career high...surpassed his previous best of 11 from 2012 and 2013...was placed on the disabled list June 23 with a broken right finger and missed 36 games...was sent to Single-A Dunedin on a rehab assignment Aug. 1 and went 4-for-10 (.400) with two walks in

three games before he was reinstated from the DL Aug. 5...singled in his only at bat against the Orioles that day before straining his left oblique...returned to the DL the next day and missed the final 48 games of the season...was transferred to the 60-day DL Sept. 2...the stints on the DL were the fifth and sixth of his career.

CAREER

2013—Missed 55 games over two stints on the disabled list...was out for 14 games from March 22 to April 16 with a left oblique strain and 41 games from May 28 to July 13 with a left ankle sprain...hit .283 with 14 doubles, one triple, six home runs and 32 RBI after the All-Star break...prior to the break had a .204 average with four doubles, two triples, five home runs and 14 RBI...was named Honda Player of the Month for August by the BBWAA after hitting .346 with eight doubles, a triple and 13 RBI...tied for fifth in the American League in hits in August (37)...hit .212 or under in three of the five months he played...the only month in which he hit above .245 was August (.346)... had a career-high 11-game hitting streak from July 29 to Aug. 9...hit .400 (16-for-40) with three doubles, one triple and two home runs during the streak...hit .400 with four stolen bases, six doubles, one triple and two home runs while hitting safely in 19 games over a 20-game stretch from July 29 to Aug. 18

2012—Appeared in 125 games in his first full season as a Blue Jay...made 123 starts at third base and one at designated hitter...played four innings at shortstop May 27 at Texas...recorded 40 extra base hits (26 doubles, three triples, 11 home runs) and a .729 OPS...hit .319 vs. left-handed pitchers with a .813 OPS...the .319 average was the highest on the club and ranked 13th in the AL...was more effective at Rogers Centre, posting a .302 average and a .811 OPS as opposed to .248/.656 on the road...hit .600 (3-for-5) with the bases loaded, including one double and eight RBI... from the 7th inning or later, posted a .293 average...through June recorded a .279 average with eight home runs and a .778 OPS...after that batted just .244 with three home runs and a .654 OPS...fell into the camera bay attempting a catch July 18 at New York (AL) and suffered a leg contusion keeping him out of the lineup for two days...suffered a right oblique strain Aug. 3 at Oakland and did not return until Sept. 7 at Boston...had an altercation with an umpire May 15 vs. Tampa Bay (threw helmet that hit umpire) that resulted in a four game suspension...hit a walk-off home run in the 9th inning to give the club an 8-7 victory at Texas May 1... posted a nine game hitting streak from June 10-19, matching his career high...stole home on the front end of a double steal with C.J.P. Arcencibia in the 8th inning April 22...it marked just the 16th time in franchise history that a Blue Jays player has stolen home and the 14th time as part of a double steal.

2011—Had his contract selected by Toronto Aug. 5 and appeared in 43 games in his rookie season... began the season at Triple-A Las Vegas with the 51s...led all Blue Jays minor leaguers in extra base hits at the time of his promotion and led the PCL with a .661 slugging percentage and 1.076 OPS...was named the #1 prospect by *Baseball America* in the Pacific Coast League following the season...earned Player-of-the-Week honors for his efforts from May 16-22...made his Major League debut Aug. 5 at Baltimore, becoming the 15th Canadian to play for the Blue Jays...went 2-for-4 with an RBI, collecting his first hit with a single off Tommy Hunter in his first at-bat...hit his first home run Aug. 7 at Baltimore off Alfredo Simon...hit his first career grand slam Aug. 10 against Oakland, becoming the second Canadian born player to do so as a Blue Jay along with Matt Stairs...is the youngest player to hit a grand slam for the Blue Jays since Junior Felix on June 2, 1989...was disabled from June 1 through July 18 in Las Vegas after suffering a broken left hand from a hit by pitch...was disabled for the second time Sept. 21 with a fractured right middle finger and did not appear in a game for the balance of the season.

2010—Led the Southern League in hits (158), triples (16), runs (90) and extra base hits (60), despite being the second youngest regular in the league...earned a Post-Season All-Star selection and on June 23 was selected to the 2010 Futures Games, his second selection, where he led off for the World Team, going 0-3.

2009—Hit his first home run on April 10, his second professional game...was selected to play for the World Team at the 2009 MLB All-Star Futures Game at Busch Stadium in St. Louis...was promoted to the Double-A Huntsville Stars in mid-August.

PERSONAL/MISCELLANEOUS

Brett Russell Lawrie...is the brother of former University of Washington softball pitcher, Danielle Lawrie...a product of the Langley Blaze of the British Columbia Premier League...is the highest Ca-

nadian position player selected in the entry draft (16th overall)...was a member of the Canadian Junior National Team at the 2008 World Junior Baseball Championship where he led the tournament with a .469 average, three home runs and 16 RBI...was also selected to play for Canada at the 2008 Summer Olympics...represented Canada once again during the 2009 World Baseball Classic at Rogers Centre... was a member of the 2013 WBC team but suffered a strained oblique in pre-tournament play.

LIFETIME PLAYING RECORD

Year	Club	AVG.	G	AB	R	H	2B	3B	HR	RBI	SH	SF	HP	BB	SO	SB	CS	SLG	OBP	E
2009	Wisconsin	.274	105	372	48	102	18	5	13	65	0	6	4	41	70	19	11	.454	.348	16
	Huntsville	.269	13	52	6	14	0	1	0	0	0	0	1	0	14	0	2	.308	.283	0
2010	Huntsville	.285	135	554	90	158	36	16	8	63	2	1	5	47	118	30	13	.451	.346	25
	TORONTO	.293	43	150	26	44	8	4	9	25	2	0	3	16	31	7	1	.580	.373	6
2011	Las Vegas	.353	69	292	64	103	24	6	18	61	4	1	6	26	53	13	2	.661	.415	16
	Dunedin	.125	4	8	0	1	0	0	0	1	0	0	3	0	1	0	0	.125	.364	0
2012	TORONTO	.273	125	494	73	135	26	3	11	48	2	2	5	33	86	13	8	.405	.324	17
	GCL Blue Jays	.000	1	1	0	0	0	0	0	0	0	0	0	0	0	0	0	.000	.000	0
	Dunedin	.000	1	3	0	0	0	0	0	0	0	0	0	0	1	0	0	.000	.000	0
2013	Dunedin	.500	4	12	1	6	1	1	0	2	0	0	0	1	0	0	0	.750	.538	0
	TORONTO	.254	107	401	41	102	18	3	11	46	1	3	7	30	68	9	5	.397	.315	12
	Lansing	.000	2	6	1	0	0	0	0	0	0	0	0	2	1	0	0	.000	.250	1
	New Hampshire	.333	3	9	3	3	0	0	0	0	0	0	0	4	2	0	0	.333	.538	0
	Buffalo	.167	3	12	2	2	0	0	1	3	0	0	0	1	7	1	0	.417	.231	0
2014	TORONTO	.247	70	259	27	64	9	0	12	38	0	2	5	16	49	0	0	.421	.301	4
	Dunedin	.400	3	10	3	4	1	0	0	0	0	0	0	2	2	0	0	.500	.500	1
ML Totals		.265	345	1304	167	345	61	10	43	157	5	7	20	95	234	29	14	.426	.323	39

CAREER TRANSACTIONS

2008 — Selected by the Milwaukee Brewers organization in the 1st round (16th selection overall) of the First-Year Player Draft. **2010** — Traded to the Toronto Blue Jays for pitcher Shaun Marcum, December 6. **2011** — On the disabled list, September 21 to 28. **2012** — On suspended list, May 17 to 20. On the disabled list, August 4 to September 6; included rehabilitation assignment to GCL Blue Jays, August 18, Dunedin, August 19 and September 5, and Lansing, September 6. **2013** — On the disabled list, March 22 to April 15; included rehabilitation assignment to Dunedin, April 14 to 15. On the disabled list, May 28 to July 12; included rehabilitation assignment to Dunedin, June 26 to July 3, Lansing, July 4 to 5, New Hampshire, July 6 to 8, and Buffalo, July 9 to 12. **2014** — On the disabled list, June 23 to August 4; included rehabilitation assignment to Dunedin, August 1 to 4. On the disabled list, August 6 to October 31. Traded to the Oakland Athletics with pitchers Kendall Graveman and Sean Nolin and minor league infielder Franklin Barreto for Josh Donaldson, November 28.

WORLD BASEBALL CLASSIC RECORD

Year	Club	AVG.	G	AB	R	H	2B	3B	HR	RBI	SH	SF	HP	BB	SO	SB	CS	SLG	OBP	E
2009	Canada	—	1	0	0	0	0	0	0	0	0	0	0	0	0	0	0	—	—	0
2013	Canada																			
Totals		—	1	0	0	0	0	0	0	0	0	0	0	0	0	0	0	—	—	0

(Injured — did not play)

VS. THE AMERICAN LEAGUE

2014					CAREER					
AVG.	AB	H	HR	RBI	vs. TEAM	AVG.	AB	H	HR	RBI
.237	38	9	3	8	Baltimore	.258	178	46	10	29
.192	26	5	1	3	Boston	.268	153	41	5	16
—	0	0	0	0	Chicago	.200	35	7	0	1
.250	20	5	0	3	Cleveland	.217	46	10	0	7
.273	11	3	2	4	Detroit	.273	22	6	2	4
.083	12	1	1	2	Houston	.139	36	5	3	5
.348	23	8	0	3	Kansas City	.286	77	22	1	9
.333	3	1	1	2	Los Angeles	.304	79	24	3	10
.250	24	6	1	6	Minnesota	.306	62	19	2	11
.188	16	3	0	0	New York	.237	152	36	4	13
.273	11	3	1	1	Oakland	.310	84	26	3	10
—	0	0	0	0	Seattle	.262	65	17	1	10
.222	27	6	0	3	Tampa Bay	.240	150	36	3	12
.154	13	2	0	0	Texas	.222	36	8	1	1
—	0	0	0	0	Toronto	—	0	0	0	0

VS. THE NATIONAL LEAGUE

2014					CAREER					
AVG.	AB	H	HR	RBI	vs. TEAM	AVG.	AB	H	HR	RBI
—	0	0	0	0	Arizona	.231	13	3	0	2
—	0	0	0	0	Atlanta	.267	15	4	1	3
—	0	0	0	0	Chicago	—	0	0	0	0
.444	9	4	1	1	Cincinnati	.444	9	4	1	1
—	0	0	0	0	Colorado	—	0	0	0	0
—	0	0	0	0	Los Angeles	.300	10	3	0	5
—	0	0	0	0	Miami	.333	12	4	0	0
—	0	0	0	0	Milwaukee	.308	13	4	2	3
—	0	0	0	0	New York	—	0	0	0	0
.000	2	0	0	0	Philadelphia	.357	14	5	0	1
.462	13	6	0	1	Pittsburgh	.462	13	6	0	1
—	0	0	0	0	San Diego	—	0	0	0	0
—	0	0	0	0	San Francisco	.500	8	4	0	1
.182	11	2	1	1	St. Louis	.182	11	2	1	1
—	0	0	0	0	Washington	.273	11	3	0	1

MONTHLY BREAKDOWN

2014					CAREER					
AVG.	AB	H	HR	RBI	by MONTH	AVG.	AB	H	HR	RBI
.000	4	0	0	0	March	.000	4	0	0	0
.200	95	19	6	20	April	.232	237	55	10	38
.287	94	27	2	11	May	.262	275	72	7	28
.262	65	17	4	7	June	.292	178	52	8	19
—	0	0	0	0	July	.246	142	35	4	16
1.000	1	1	0	0	August	.329	207	68	8	31
—	0	0	0	0	September	.239	251	60	6	25
—	0	0	0	0	October	.300	10	3	0	0

BATTING BREAKDOWN

2014					CAREER					
AVG.	AB	H	HR	RBI	by CATEGORY	AVG.	AB	H	HR	RBI
.285	123	35	7	20	Home	.286	644	184	23	88
.213	136	29	5	18	Away	.244	660	161	20	69
.218	87	19	4	11	Day	.238	462	110	15	51
.262	172	45	8	27	Night	.279	842	235	28	106
.244	258	63	12	38	Pre-ASG	.257	732	188	25	85
1.000	1	1	0	0	Post-ASG	.274	572	157	18	72
.197	61	12	2	7	vs. LHP	.265	336	89	9	34
.263	198	52	10	31	vs. RHP	.264	968	256	34	123
.323	65	21	5	30	RISP	.278	291	81	9	113
1.000	1	1	1	5	Bases Loaded	.500	12	6	2	21
—	0	0	0	0	Pinch Hitter	—	0	0	0	0
—	0	0	0	0	Designated Hitter	.250	4	1	0	0

BALLPARK BREAKDOWN

	AVG.	AB	H	HR	RBI
Angel Stadium	.345	29	10	1	2
Camden Yards	.200	105	21	4	11
Chase Field	.231	13	3	0	2
Citizens Bank Park	.000	2	0	0	0
Comerica Park	.273	11	3	2	4
Fenway Park	.213	75	16	2	7
Globe Life Park	.231	26	6	0	0
Great American	.444	9	4	1	1
Kauffman Stadium	.375	24	9	0	2
Marlins Park	.333	12	4	0	0
Miller Park	.308	13	4	2	3
Minute Maid Park	.182	11	2	1	2
O.co Coliseum	.243	37	9	1	3
PNC Park	.462	13	6	0	1
Progressive Field	.167	24	4	0	5
Rogers Centre	.286	644	184	23	88
Safeco Field	.353	34	12	1	6
Target Field	.300	40	12	2	11
Tropicana Field	.188	69	13	0	3
Turner Field	.167	12	2	1	3
U.S. Cellular Field	.280	25	7	0	0
Yankee Stadium	.184	76	14	2	3

FIELDING STATISTICS

Second Base

YEAR	PCT.	G	PO	A	E	TC	DP
2013	.913	6	12	9	2	23	2
2014	.984	32	53	69	2	124	19
Totals	.973	38	65	78	4	147	21

Third Base

YEAR	PCT.	G	PO	A	E	TC	DP
2011	.963	43	38	120	6	164	10
2012	.955	123	84	273	17	374	23
2013	.963	103	68	189	10	267	19
2014	.984	63	42	82	2	126	10
Totals	.962	332	232	664	35	931	62

Shortstop

YEAR	PCT.	G	PO	A	E	TC	DP
2012	1.000	1	1	0	0	1	0
Totals	1.000	1	1	0	0	1	0

LAWRIE'S CAREER BESTS

Hits: 3 (17 times), last: June 20, 2014 at Cincinnati
Home Runs: 1 (43 times), last: June 20, 2014 at Cincinnati

Runs Batted In: 5, April 15, 2014 at Minnesota
Stolen Bases: 2 (twice), last: August 11, 2013 vs. Oakland

Hitting Streak: 11, July 29 to August 9, 2013
Hitless Streak (At Bats): 18, September 22 to 26, 2013

Game Ending RBI: 3, August 14, 2013 vs. Boston (single); May 1, 2012 vs. Texas (home run); September 5, 2011 vs. Boston (home run)

Grand Slams: 2, April 15, 2014 at Minnesota (Jared Burton); August 10, 2011 vs. Oakland (Craig Breslow)

Pinch-Hit Home Runs: None

Inside-The-Park Home Runs: None

Lead Off Home Runs: 3, May 2, 2013 vs. Boston (Ryan Dempster); July 22, 2012 at Boston (Jon Lester); June 18, 2012 at Milwaukee (Randy Wolf)

**RIGHT-HANDED PITCHER****Height/Weight:** 6-1 / 206**Bats/Throws:** Right / Right**Birthdate:** September 6, 1988**Opening Day Age:** 26**Birthplace/Resides:** Culiacan, Mexico / Culiacan, Mexico**Major League Service:** 1 day**Obtained:** Purchased his contract from Saltillo (Mexican League), March 15, 2008**Contract Status:** First year of a one-year contract through 2015**CAREER HIGHLIGHTS**

Is 25-20 with a 4.09 ERA in 157 games over seven seasons in the A's farm system...has made 51 starts and one relief appearance over the last two seasons after pitching in relief in 93 of his first 105 appearances in the A's organization from 2009-12...added to the A's 25-man roster for one day during the 2014 season but did not appear in a game...pitched for Mexico in the World Baseball Classic in 2013...missed most of the 2010 and 2011 seasons following "Tommy John" surgery in May, 2010...combined with Jason Fernandez to toss a no-hitter in his first professional start in the second game of a double header against Corpus Christi Aug. 1, 2009...originally pitched for Saltillo of the Mexican League and was 5-1 with a 2.56 ERA in 52 games over three seasons with Saraperos...the A's purchased the rights to his contract Nov. 21, 2007 before purchasing his contract outright March 15, 2008.

2014 HIGHLIGHTS

Spent the entire season at Triple-A Sacramento with the exception of a one day stay with Oakland...was recalled as the 26th man for the May 7 doubleheader against Seattle...did not pitch and was sent back to Sacramento following the game...went 10-7 with a 4.97 ERA in 27 starts with the River Cats...tied for fifth in the Pacific Coast League in wins and ranked seventh in strikeouts (128)...also tied for third in games started...ranked third in the A's farm system in strikeouts, tied for third in wins and fifth in innings pitched (145.0)...led Sacramento in wins, starts, innings and strikeouts...had career highs in wins, starts, innings pitched, strikeouts, hits (170), runs (84), earned runs (80), walks (51), wild pitches (14) and balks (2)...allowed a .295 opponents batting average, including .290 (78-for-269) against left-handed hitters compared to .300 (92-for-307) against right-handers...surrendered nine of his 12 home runs to righties but issued 32 of his 51 walks to lefties...opponents hit .307 with runners in scoring position...was 7-2 with a 4.07 ERA in 14 starts at home compared to 3-5 with a 6.06 ERA in 13 starts on the road...opponents were successful in just 1-of-4 (25.0%) stolen base attempts with him on the mound...the River Cats were 16-11 (.593) in his starting assignments...pitched for Culiacan in the Mexican Pacific Winter League following the season and went 4-2 with a 2.05 ERA and .179 opponents batting average in 10 starts.

SACRAMENTO: Had a loss and two no decisions over his first three starts but then compiled a season-long six-game winning streak from April 18 to June 7...had a 5.11 ERA over that nine-start stretch...did not allow a home run in seven consecutive starts from April 8 to May 16 (38.0 ip)...tossed a season-high 6.2 innings May 16 against Tacoma...that began a three start stretch from May 16 to 27 where he went 3-0 with a 7.42 ERA and .313 opponents batting average...finished May with a 4-0 record in five starts, despite a 6.51 ERA...did not issue a walk in back-to-back starts June 12 against Omaha and June 18 at Round Rock...tossed 6.0 shutout innings for the win in the latter start, his only scoreless outing of the season...went 3-1 with a 3.51 ERA in six June starts, his lowest single month ERA in 2014...had a season-high 112 pitches July 4 at Reno...struck out a season-high 13 batters in 6.0 innings July 10 at Fresno but was the losing pitcher in a 3-2 Sacramento loss...that began a season-ending stretch where he went 1-5 with a 5.80 ERA over his final 10 starts...matched his season-high with 6.2 innings pitched July 20 at Albuquerque...yielded 11 hits, which was a season-high until he surrendered 12 in 5.0 innings in his next start July 25 at Tacoma...walked a season-high four batters Aug. 4 at Las Vegas, a mark he matched two starts later on Aug. 16 against Oklahoma City...allowed a season-high eight runs in 2.1 innings Aug. 10 at Reno, but had a no decision in the River Cats 15-11 win...then went 0-1 with a 2.74 ERA over his final four starts.

CAREER

2013—Combined for a 9-8 record and a 4.13 ERA in 25 games, including 24 starts, with Double-A Midland and Triple-A Sacramento...had just 12 starts over his first five seasons in the A's farm system... issued just 24 walks, an average of 1.50 per nine innings...tied for ninth in the A's farm system in wins and ranked 10th in innings pitched (144.0)...allowed a .292 opponents batting average, including .247 against right-handed hitters compared to .348 against left-handers...opponents hit .221 with runners in scoring position while pitching for Midland, but that split jumped to .390 with Sacramento...combined to allow a .369 average with RISP and two outs...his teams were 13-11 (.542) in his starting assignments...walked two batters or fewer in 23 of his 24 starts, including nine starts with no walks and eight with just one...tossed six or more innings 12 times and allowed two runs or fewer 11 times...began the season with the RockHounds and went 4-5 with a 3.84 ERA and .295 opponents batting average in 13 starts...held right-handed hitters to a .253 average but lefties batted .359...was 1-3 with a 4.83 ERA in seven starts at home compared to 3-2 with a 2.56 ERA in six starts on the road...combined with three other pitchers on a five-hit, 4-0 shutout at Arkansas in his first start of the season April 8...tossed five innings and allowed just one hit while walking none...was 1-1 with a 7.27 ERA in two starts when he was placed on the disabled list April 16 with a blister on his right middle finger...was reinstated from the DL May 2 and went 3-4 with a 3.38 ERA over his final 11 starts with Midland...tossed a season-low 2.1 innings in his first start after returning from the DL May 2 at Corpus Christi...struck out a season-high nine batters in 4.2 shutout innings May 25 at Springfield...did not walk a batter in four consecutive starts from May 30 to June 15 (26.2 ip)...however, opponents went 34-for-112 (.304) over that span...had season highs in innings pitched (8.0) and pitches (109) June 15 against San Antonio...was promoted to Sacramento July 2...went 5-3 with a 4.42 ERA and .287 opponents batting average in 12 games, 11 starts, with the River Cats...allowed just four home runs in 71.1 innings, an average of 0.50 per nine innings...yielded a .249 average with the bases empty, .345 with runners on...was 3-1 with a 2.82 ERA in six games at home compared to 2-2 with a 6.27 ERA in six starts on the road...struck out a season-high tying nine batters in his first Triple-A start July 3 against Tucson...allowed just one run in 7.0 innings but was the losing pitcher in a 2-0 loss...allowed at least four runs in each of his next four starts for a 7.14 ERA...finished the season by going 4-1 with a 3.46 ERA over his final seven games...won consecutive starts Aug. 1 against Albuquerque and Aug. 6 against Round Rock, one of two winning streaks in 2013...allowed just one earned in 13.2 innings during the streak...made his only relief appearance of the season Aug. 17 against Tucson (5.0 ip, 6 h, 3 r, 3 er, 1 bb, 6 so)...picked up the win in relief of a rehabbing Brett Anderson...finished August with a 3-1 record and a 2.95 ERA in six games, including five starts.

2012—Pitched at three different levels in the A's farm system, combining for a 4-1 record, one save and a 2.70 ERA in a career-high 44 relief appearances with Single-A Stockton, Double-A Midland and Triple-A Sacramento...allowed a .271 opponents batting average, including .259 by right-handed hitters compared to .284 against left-handers...surrendered five home runs, all solo shots...opponents hit .295 with the bases empty, .246 with runners on...allowed 8 of 18 (44.4%) inherited runners to score...converted 1 of 2 (50.0%) save opportunities...tossed at least one inning in 40 of his 44 outings, including a season-high 2.0 innings 19 times...began the year with Stockton, posting a 5.28 ERA and .366 opponents batting average in 12 games with the Ports...struck out 25 and walked just five in 15.1 innings...surrendered just three earned runs over his final seven appearances with Stockton for a 2.89 ERA...was promoted to Midland May 17...compiled a 1-0 record, one save and a 2.30 ERA in 10 outings with the RockHounds...struck out 18 and walked just three in 15.2 innings...did not allow a home run...held left-handed hitters to a .190 batting average...did not allow a run in seven outings from May 26 to June 21 for a season-high 12.0-inning scoreless streak...recorded his lone save of the season May 31 against Northwest Arkansas, tossing 2.0 scoreless innings in the RockHounds 3-2 win...was promoted to Sacramento June 24 and posted a 3-0 record, a 1.77 ERA and .208 opponents batting average in 22 appearances with the River Cats...held right-handed hitters to a .172 batting average...surrendered a .136 average with runners in scoring position...had a 0.92 ERA on the road compared to 2.81 at home...picked up the win in his Triple-A debut June 25 at Las Vegas (2.0 ip, 2 h, 1 r, 1 er, 2 bb, 2 so)...finished the month of July with a 0.66 ERA in eight relief appearances...did not allow a run in eight of his final nine outings (1 er in 12.1 ip, 0.73 ERA)...did not yield a hit over his final five appearances (7.0 ip, 4 bb, 7 so)...made two postseason appearances for Sacramento (3.0 ip, 4 h, 2 r, 2 er, 1 so, 1 hr, 6.00 ERA)...pitched for Culiacan in the Mexican Pacific Winter League following the season...was 1-0 with a 0.79 ERA and .179 opponents batting average in 12 relief appearances.

2011—Began the season on the disabled list as he continued his recovery from May, 2010 “Tommy John” surgery...made five rehab starts for the A’s affiliate in the Arizona Rookie League...was 0-1 with an 8.53 ERA and .273 opponents batting average...allowed three runs on three hits in 0.1 innings in his first start against the Diamondbacks June 27...made one more appearance July 2 before his rehab was halted July 5...resumed Aug. 17 and allowed just one run in 4.0 innings over his final three starts (2.25 ERA).

2010—Made just three relief appearances with Double-A Midland before going on the disabled list April 22 with a right elbow strain...underwent “Tommy John” surgery in late May and missed the remainder of the season...posted a 6.23 ERA and .333 opponents batting average in his three relief appearances...his final outing was April 16 at Arkansas (1.0 ip, 2 h, 2 r, 2 er, 1 so).

2009—Spent the entire season at Double-A Midland in his first full season in the A’s organization...was 2-3 with a save, a 3.51 ERA and .247 opponents batting average in 33 games, including seven starts...surrendered three home runs, all to right-handers...opponents batted .205 with runners in scoring position, including .105 with RISP and two outs...began the season in the bullpen, but each of his final seven outings were starts...was 1-1 with a save, a 4.35 ERA and .284 opponents batting average over his first 12 games before being placed on the disabled list May 18 with a strained right elbow...was reinstated June 17, going 1-2 with a 3.19 ERA and .233 opponents average in 21 games following his return...combined with Jason Fernandez to toss a no-hitter in his first professional start in the second game of a double header against Corpus Christi Aug. 1...tossed 3.0 innings (2 bb, 2 so) followed by four innings from Fernandez...shared Texas League Co-Pitcher of the Week honors with Fernandez for their effort...finished August with a 1-1 record, a 0.66 ERA and .149 opponents average in six starts...made one post-season start for the RockHounds and was the losing pitcher in Game 1 of the TL Championship Series (4.0 ip, 4 h, 3 r, 0 er, 1 bb, 3 so)...pitched for Culiacan in the Mexican-Pacific Winter League following the season...was 2-0 with a save and a 4.15 ERA in 23 games, including one start.

2008—The A’s purchased the rights to his contract from Saltillo of the Mexican League November 21, 2007 and he was invited to Spring Training as a non-roster invitee...made one appearance during the spring (18.00 ERA) before the A’s purchased his contract outright March 15...began the year at Single-A Stockton and had no decisions, two saves and a 2.86 ERA in 20 relief appearances...as part of the agreement, he was loaned to Saltillo June 16 and he spent the rest of the season with the Saraperos, going 2-1 with a 4.30 ERA in 13 relief appearances...with Stockton, he converted both of his save opportunities and held the opposition to a .238 batting average...yielded just one home run in 28.1 innings...opponents batted .235 at Saltillo, including .167 by right-handed hitters...did not allow a home run and walked just two batters in 14.2 innings while striking out 21 (12.9 per nine innings)...also had a loss, a blown save and a 10.80 ERA in two postseason appearances (1.2 ip, 3 h, 3 r, 2 er, 1 bb, 2 so).

2007—Returned to Saltillo for the second consecutive season and was 3-0 with a save and a 1.94 ERA in 35 relief appearances...allowed a .217 opponents batting average, including .174 against left-handed hitters and .194 with runners in scoring position...yielded two home runs in 41.2 innings and both were solo shots...posted a 1.69 ERA in nine outings in April, 1.54 in 10 appearances in May and 1.64 in seven games in June...tossed 2.0 scoreless innings April 15 against Oaxaca for his first professional save...recorded the first win of his career June 16 against Minatitlan when he allowed one unearned run in 1.2 innings (1 bb)...made one postseason appearance for Saltillo (0.2 ip, 2 h, 2 r, 2 er, 1 so)...then pitched for Culiacan in the Mexican Pacific Winter League and was 6-0 with a 3.49 ERA in 30 relief appearances.

2006—Made his professional debut with Saltillo of the Mexican League at the age of 17...had no decisions and a 2.70 ERA in four relief appearances...opponents were 2 for 12 (.167)...tossed a scoreless inning and retired all three batters that he faced in his debut July 6 against Aguascalientes...made one postseason appearance for Saltillo and did not retire a batter (0.0 ip, 2 h, 2 r, 2 er, 1 bb, 0 so).

PERSONAL/MISCELLANEOUS

Alex Arnold Leon...was recommended by A’s minor league roving infield instructor, Juan Navarrete...pitched for Mexico in the World Baseball Classic in 2013...appeared in one game against Canada March 9 (0.1 ip, 2 h, 1 r, 1 er, 1 hb).

LIFETIME PITCHING RECORD

Year	Club	W	L	ERA	G	GS	CG	SHO	SV	IP	H	R	ER	HR	HB	BB	IBB	SO	WP	BK
2006	Saltillo (Mexico)	0	0	2.70	4	0	0	0	0	3.1	2	1	1	0	0	2	0	2	0	0
2007	Saltillo (Mexico)	3	0	1.94	35	0	0	0	1	41.2	31	11	9	2	1	24	2	38	4	0
2008	Stockton	0	0	2.86	20	0	0	0	2	28.1	25	12	9	1	1	9	0	28	1	1
	Saltillo (Mexico)	2	1	4.30	13	0	0	0	0	14.2	12	7	7	0	0	2	0	21	1	0
2009	Midland	2	3	3.51	33	7	0	0	1	74.1	71	35	29	3	5	28	0	63	5	0
2010	Midland	0	0	6.23	3	0	0	0	0	4.1	6	3	3	1	0	3	0	1	2	0
2011	Arizona A's	0	1	8.53	5	5	0	0	0	6.1	6	6	6	0	0	4	0	8	0	0
2012	Stockton	0	1	5.28	12	0	0	0	0	15.1	26	13	9	1	1	5	0	25	3	0
	Midland	1	0	2.30	10	0	0	0	1	15.2	17	5	4	0	0	3	0	18	1	0
	Sacramento	3	0	1.77	22	0	0	0	0	35.2	26	9	7	4	2	15	0	31	5	0
2013	Midland	4	5	3.84	13	13	0	0	0	72.2	87	40	31	9	4	11	0	48	2	0
	Sacramento	5	3	4.42	12	11	0	0	0	71.1	81	36	35	4	3	13	0	49	3	0
2014	Sacramento	10	7	4.97	27	27	0	0	0	145.0	170	84	80	12	6	51	0	128	14	2
Minor League Totals		25	20	4.09	157	63	0	0	4	469.0	515	243	213	35	22	142	0	399	36	3
Mexican League Totals		5	1	2.56	52	0	0	0	1	59.2	45	19	17	2	1	28	2	61	5	0

CAREER TRANSACTIONS

2006 — Signed by Saltillo of the Mexican League. **2007** — Had the rights to his contract purchased by the Oakland Athletics organization, November 21. **2008** — Sold to the Oakland Athletics organization, March 15. Loaned to Saltillo, June 16; returned to the Oakland organization, September 30.

WORLD BASEBALL CLASSIC RECORD

Year	Club	W	L	ERA	G	GS	CG	SHO	SV	IP	H	R	ER	HR	HB	BB	IBB	SO	WP	BK
2013	Mexico	0	0	27.00	1	0	0	0	0	0.1	2	1	1	0	1	0	0	0	0	0

**CATCHER****Height/Weight:** 6-2 / 235**Bats/Throws:** Left / Right**Birthdate:** December 20, 1990**Opening Day Age:** 24**Birthplace/Resides:** Weisbaden, Germany / Harvest, Alabama**Major League Service:** None**Obtained:** Selected in the 2nd round of the 2012 First-Year Player Draft**Contract Status:** First year of a one-year contract through 2015.**NON-ROSTER INVITEE****CAREER HIGHLIGHTS**

Was the A's second round pick in the 2012 draft and is a .264 hitter with 13 home runs and 112 RBI in 275 games over his first three professional seasons...has appeared exclusively at catcher on defense (226 games) and has tossed out 87-of-312 (27.9%) attempted base stealers...named to the California League Midseason All-Star team at Stockton in 2014 and the Midwest League Midseason All-Star team at Beloit in 2013...played in the Arizona Fall League following the 2013 season.

2014 HIGHLIGHTS

Spent most of the season at Single-A Stockton where he batted .273 with six home runs and 35 RBI in 79 games...was promoted to Double-A Midland July 22 and hit .141 with two RBI in 25 games with the RockHounds...combined for a .243 batting average in 104 games overall...had career highs in triples (1), walks (50) and strikeouts (90) and matched his high in games and at bats (374)...was named to the California League Midseason All-Star team...batted .304 (38-for-125) with four home runs against left-handed pitching compared to .213 (53-for-249) with two home runs against right-handers...hit .204 with runners in scoring position, including .115 with RISP and two outs...had a .268 batting average with five of his six home runs and 30 of his 37 RBI over the first six innings of a game, hit .194 from the seventh inning on...played exclusively at catcher on defense where he committed eight errors in 102 games for a .992 fielding percentage...tossed out 48-of-129 (37.2%) attempted base stealers...including 36-of-91 (39.6%) with Stockton, which was the second best percentage in the Cal League...also went 0-for-7 in two games at designated hitter...hit in every spot in the order except first and fourth and saw his most action with 44 games batting sixth and 22 hitting third.

MINORS: Had back-to-back three hit games April 10 and 11 against Visalia (6-for-10, .600)...the three hits were a season-high (five times)...had a season-best 11-game hitting streak from April 18 to May 1...went 17-for-49 (.347) with a home run and six RBI during the streak...hit .333 with three home runs and 11 RBI in April, all of which were his best single month figures in 2014...then batted .214 in 24 games in May...was hitting .296 as late as May 26...then went 44-for-215 (.205) over his final 63 games...committed his eighth and final error of the season June 7 against High Desert...finished the season with a 51-game errorless streak behind the plate...drove in a season-high three runs June 9 against High Desert...was the starting catcher for the California League All-Stars in the June 17 game against the Carolina League All-Stars at Wilmington and went 0-for-2...hit his sixth and final home run of the season June 27 at Bakersfield...finished his campaign with a 41-game, 139-at bat homerless streak...batted .284 with 13 walks and a .407 on-base percentage in 19 games in June...was transferred to Midland July 22 and hit .186 over his first 12 games...then went 4-for-42 (.095) with 22 strikeouts over his final 13 contests...drove in his final run of the season July 28...finished the year with a 20-game streak without an RBI...went 0-for-2 in one postseason game for the Texas League Champion RockHounds.

CAREER

2013—Split his first full professional season between the A's two Single-A affiliates at Beloit and Stockton...combined to hit .275 with seven home runs and 49 RBI in 104 games...batted .282 against right-handed pitching compared to .253 against left-handers...hit six of his seven home runs against right-handers...had a .239 batting average with runners in scoring position, including .146 with RISP and two outs...hit .352 over the first three innings of a game and .236 from the fourth inning on...batted .289 at night compared to .206 during the day...appeared exclusively at catcher on defense (83 games)...tossed

out 19-of-122 (15.6%) attempted base stealers...also went 10-for-68 (.147) in 19 games as the designated hitter and was 1-for-2 (.500) with a RBI as a pinch hitter...hit in every spot in the order except the leadoff spot...saw his most action with 44 games batting third...began the season at Beloit, hitting .286 with two home runs and 28 RBI in 57 games...batted .311 on the road, .317 at night and .325 when leading off an inning...hit .343 with a home run and seven RBI over his first nine games through April 14...went 5-for-35 (.143) over his final 10 games in April to finish the first month of the season with a .243 batting average...then hit .365 in 22 games in May...began the month by going 4-for-4 with a walk and two doubles May 1 at Great Lakes...matched his season high in hits (4) and doubles (2) May 6 at Lansing...hit safely in a season-high seven consecutive games from June 5 to 13 (9-for-27, .333)...named to the Midwest League Midseason All-Star team...started for the West All-Stars in the game at Dayton June 18 and went 0-for-3...went 2-for-11 (.182) in four games with Beloit following the All-Star Game before he was transferred to Stockton June 25...hit .263 with five home runs and 21 RBI in 47 games with the Ports...matched his season-high with a seven-game hitting streak from July 4 to 13 (8-for-27, .296)...was hitting .286 with Stockton over his first 14 games through July 13...then went 16-for-74 (.216) over his next 19 contests from July 14 to Aug. 11...finished the season by batting .308 with three home runs and 13 RBI over his final 14 games...following the season, he was added to the Mesa roster in the Arizona Fall League as a late replacement for David Freitas...went 0-for-4 in one game.

2012—Began his professional career with the A's affiliate in the Arizona Rookie League and went 11-for-21 (.524) in six games before he was promoted to Short-Season Vermont June 28...hit .254 with no home runs and 22 RBI in 61 games with the Lake Monsters...combined for a .277 batting average in 67 games overall...hit .280 with 23 of his 26 RBI and 27 of his 31 walks against right-handed pitching compared to .267 against left-handers...batted .364 with runners in scoring position...appeared exclusively at catcher on defense (41 games)...tossed out 20-of-61 (32.8%) attempted base stealers...also hit .290 in 25 games as the designated hitter...caught 38 games with Vermont and led New York-Penn League catchers in total chances (380), putouts (332) and passed balls (18)...began his career with four straight multiple hit games (11-for-16, .688)...had a season-high four hits June 22 against the Brewers...had back-to-back two double games June 22 against the Brewers and June 24 at the Indians...had a season-high eight-game hitting streak from July 24 to Aug. 1...went 15-for-30 (.500) with eight doubles during the streak...had a season-high four RBI July 28 at Aberdeen.

PERSONAL/MISCELLANEOUS

Bruce Tyrone Maxwell III was originally signed by A's scout Kelcey Mucker...was drafted with the Minnesota Twins second round pick in the 2012 draft as compensation for Josh Willingham...attended Birmingham Southern College...was named 2012 American Baseball Coaches Association/Rawlings National Player of the Year...led the conference with a .471 batting average, 15 home runs, 25 doubles, 56 runs scored, 59 walks, a .928 slugging percentage and .619 on-base percentage.

LIFETIME PLAYING RECORD

Year	Club	AVG.	G	AB	R	H	2B	3B	HR	RBI	SH	SF	HP	BB	SO	SB	CS	SLG	OBP	E
2012	AZL A's	.524	6	21	8	11	4	0	0	4	0	0	0	5	3	0	0	.714	.615	0
	Vermont	.254	61	228	22	58	14	0	0	22	1	1	0	26	35	1	0	.316	.329	6
2013	Beloit	.286	57	199	25	57	14	0	2	28	3	2	0	24	29	0	0	.387	.360	2
	Stockton	.263	47	175	19	46	8	0	5	21	0	2	1	19	34	0	0	.394	.335	3
2014	Stockton	.273	79	289	33	79	11	1	6	35	0	2	2	41	58	0	1	.381	.365	8
	Midland	.141	25	85	8	12	3	0	0	2	0	0	0	9	32	0	1	.176	.223	0
Minor League Totals		.264	275	997	115	263	54	1	13	112	4	7	3	124	191	1	2	.359	.345	19

CAREER TRANSACTIONS

2012 — Selected by the Oakland Athletics organization in the 2nd round of the First-Year Player draft.

**LEFT-HANDED PITCHER****Height/Weight:** 6-0 / 188**Bats/Throws:** Right / Left**Birthdate:** March 5, 1985**Opening Day Age:** 30**Birthplace/Resides:** Mesa, Arizona / Mesa, Arizona**Major League Service:** 134 days**Obtained:** Signed to a minor league contract, October 17, 2014**Contract Status:** First year of a one-year contract through 2015.**NON-ROSTER INVITEE****CAREER HIGHLIGHTS**

Is 4-4 with an 8.15 ERA in 20 career appearances, including 13 starts, with the Toronto Blue Jays (2009-11, 14), Los Angeles Angels (2012) and Oakland A's (2014)...was drafted by Toronto in the fourth round of the 2007 First-Year Player Draft and made his Major League debut in 2009...started two games for Toronto that year, going 0-1 with a 14.09 ERA...was traded to Los Angeles (AL) following the 2011 season and made one start for the Angels in 2012...made one start for Orix in the Japanese Leagues in 2013...made three starts with the A's and two relief appearances with the Blue Jays in 2014...was the starting pitcher for the Pacific Coast League in the 2011 Triple-A All-Star Game...is 54-46 with a 3.70 ERA (343 er in 833.1 ip) in 150 minor league appearances, including 141 starts, in eight professional seasons.

2014 HIGHLIGHTS

Pitched for three different organizations in 2014, including three stints in the majors with Oakland and Toronto...started the year at Triple-A Nashville in the Milwaukee organization before he was traded to the A's for cash considerations in a minor league deal June 17...was selected by Oakland June 20 and went 1-1 with a 4.41 ERA in three starts before he was designated for assignment July 7...was claimed off waivers by Toronto July 17 and posted a 27.00 ERA in two relief appearances with the Blue Jays...combined for a 1-1 record and a 9.15 ERA in five games overall...had career highs in strikeouts (19), hits (29), runs (22) and home runs (5)...allowed a .333 opponents batting average, including .267 (16-for-60) against right-handed hitters compared to .481 (13-for-27) against left-handers...seven of the 13 hits he allowed to lefties were for extra bases (three doubles, one triple, three home runs) for a 1.000 slugging percentage...yielded a .404 batting average with runners in scoring position...allowed 1-of-2 (50.0%) inherited runners to score...first batters faced were 1-for-2 (.500)...had a no decision in his first start with the A's before picking up the win at New York (NL) June 25 (6.1 ip, 9 h, 3 r, 3 er, 4 so)...it was his first Major League win since July 8, 2012 against Baltimore...allowed three runs in 6.0 innings in his next start July 1 at Detroit and took the loss...was designated for assignment July 7 and claimed off waivers by Toronto July 17...pitched in relief July 21 against Boston (2.0 ip, 7 h, 8 r, 8 er, 1 bb, 3 so, 3 hr), was designated for assignment the next day and outrighted to Triple-A Buffalo July 24...was selected by the Blue Jays Aug. 11, pitched that day at Seattle (2.1 ip, 3 h, 5 r, 5 er, 3 bb, 2 so), and was designated for assignment again Aug. 12...was outrighted to Buffalo Aug. 14 and spent the remainder of the season with the Bisons.

MINORS: Combined for a 6-3 record and a 2.01 ERA in 20 games, including 18 starts, with Nashville and Buffalo...struck out 103 batters and walked 23 for a strikeout-to-walk ratio of 4.48...allowed a .202 opponents batting average, including .198 (59-for-298) against right-handed hitters compared to .214 (18-for-84) against left-handers...surrendered six of his seven home runs to righties...six of his seven home runs allowed were solo shots...yielded a .178 batting average and .231 on-base percentage to batters leading off an inning...opponents hit .236 with runners in scoring position...did not allow a run in the second inning (18.0 ip)...stranded his only inherited runner...went 0-for-15 with 12 strikeouts as a hitter with Nashville...his teams were 12-6 (.750) in his starting assignments...allowed one run or fewer in 10 of his 18 starts and did not walk a batter eight times...made his season debut with a start in the second game of a double header April 5 at Omaha...then pitched in relief in each of his next two outings (4.0 ip, 3 h, 1 r, 1 er, 1 bb, 0 so) before returning to the rotation for the rest of the season...did not allow a hit in 6.0 innings against New Orleans May 1...issued three walks and allowed an unearned run in the

third inning on a walk, wild pitch and error...left with a 5-1 lead but the bullpen allowed four runs before Nashville scored once in the bottom of the 11th for the win...did not allow a run in his next two starts on May 8 at Colorado Springs (7.0 ip) and May 13 at Iowa (6.0 ip) and had a 18.0-inning scoreless streak from May 1 to 19...extended his season-opening winning streak to four games by tossing 8.0 shutout innings and striking out a season-high 13 in a 3-0 win over Colorado Springs May 29...logged a 1.73 ERA during the streak, which spanned nine games, including eight starts, from April 12 to May 29...went 2-0 with a 1.16 ERA in six starts in May...struck out 43 batters in 38.2 innings...was 4-2 with a 1.56 ERA in 14 games, including 12 starts, when he was traded June 17...the ERA was the lowest in the Pacific Coast League and second lowest among all full season minor leaguers (Daniel Winkler, Tulsa, 1.41) at the time of his promotion to Oakland on June 20...went 1-0 with a 3.14 ERA in three starts during his first stint with Buffalo from July 24 to Aug. 10...returned Aug. 14 and compiled a 1-1 record and a 3.00 ERA over his final three starts.

CAREER

2013—Was with Los Angeles (AL) during the spring but was claimed off waivers by Texas March 24...was outrighted to Triple-A Round Rock March 28 and went 7-5 with a 3.87 ERA in 18 games, 17 starts, before he was released July 18...pitched for Orix in the Japanese Leagues and made one start, a loss (2.2 ip, 6 h, 3 r, 3 er, 2 bb, 2 so, 10.12 ERA)...held the opposition to a .248 batting average at Round Rock, including .239 (28-for-117) against left-handed hitters compared to .252 (64-for-254) against right-handers...surrendered seven of his nine home runs to righties...began the season by going 6-0 with a 2.87 ERA over his first 11 games through June 6, including 10 starts...then went 1-5 with a 5.45 ERA over his final seven starts...including 0-4 with a 7.58 ERA over his final four starts...was on the disabled list from May 15 to 22 with a strained left elbow.

2012—Was recalled from Triple-A Salt Lake prior to his July 8th start and made his Angels debut that day against Baltimore...earned the win by working five shutout innings (3 h, 6 so)...it marked first big league win since Aug. 5, 2011 at Baltimore and he became the first Angel ever to earn a win in his only appearance of a season...prior to his call-up, made 11 appearances, nine starts, for the Salt Lake Bees...all told with the Bees, he went 5-10 with a 5.86 ERA in 21 games, including 19 starts...was acquired from Toronto in the off-season in exchange for Jeff Mathis.

2011—Finished 1-2 with a 9.82 ERA in five games, including four starts, with Toronto...recalled for two days on April 12 and did not appear in a game...recalled again from Triple-A Las Vegas July 27 and made his first start July 30 vs. Texas...allowed just two runs over seven innings...picked up his second career win Aug. 5 at Baltimore (5.1 ip, 4 h, 3 er, 4 bb, 5 so)...was optioned back to Las Vegas Aug. 18 before being recalled one more time Sept. 7...spent the remainder of the season with the Jays...spent the majority of 2011 with Las Vegas...made 24 starts with 51s, posting an 11-9 record with a 4.00 ERA...led the club in wins, innings pitched (157.1), ERA and strikeouts (136)...was the starting pitcher for the Pacific Coast League in the Triple-A All-Star Game.

2010—Made seven appearances over three stints with Toronto, including three starts, posting a 1-0 record with a 5.64 ERA...recorded his first Major League win in his first start of season July 28 vs. Baltimore, pitching seven scoreless innings...made the first relief appearance of his ML career Sept. 11 against Tampa Bay...spent the majority of the season with Triple-A Las Vegas, posting an 8-6 record and a 4.97 ERA while striking out a club high 100...made seven appearances with Blue Jays over three separate stints.

2009—Was promoted to Toronto for a June 18 start...made Major League debut June 18, but failed to record a decision in an 8-7 victory over Philadelphia...pitched into fourth, allowing four runs in 3.2 innings, walking four and striking out two...made two starts in total, both against Phillies...took the loss in the second contest...began the season with Triple-A Las Vegas, making 13 of his 14 starts prior to being promoted to Toronto...optioned back to Las Vegas, June 28...in total posted a 2-8 record in 14 starts with a 4.08 ERA at Las Vegas...did not pitch after July 2 due to a rib cage strain.

2008—Pitched at three levels in the Blue Jays' farm system, starting at Low-A Lansing where he made 15 starts, recording a 6-3 record with a 2.55 ERA...was promoted to High-A Dunedin and posted 4-0 record with 1.35 ERA...moved to Double-A New Hampshire to finish the season and registered 3-2 record with a 1.10 ERA for Fisher Cats...earned organizational Pitcher of Month honors in July.

2007—Made professional debut with Auburn...made six appearances, including two starts, posting a 2-0 record with a 2.00 ERA.

PERSONAL/MISCELLANEOUS

Bradley Aaron Mills...graduated from Mountain View High School in Mesa, Ariz....graduated from the University of Arizona with a degree in civil engineering.

LIFETIME PITCHING RECORD

Year	Club	W	L	ERA	G	GS	CG	SHO	SV	IP	H	R	ER	HR	HB	BB	IBB	SO	WP	BK
2007	Auburn	2	0	2.00	6	2	0	0	0	18.0	9	4	4	0	1	6	0	21	0	0
2008	Lansing	6	3	2.55	15	15	0	0	0	81.1	71	30	23	3	5	28	1	92	2	0
	Dunedin	4	0	1.35	6	6	0	0	0	33.1	25	9	5	2	0	12	0	35	1	0
2009	New Hampshire	3	2	1.10	6	6	0	0	0	32.2	24	11	4	2	1	12	0	32	2	0
	Las Vegas	2	8	4.06	14	14	1	0	0	84.1	83	43	38	6	4	35	0	72	4	1
2010	TORONTO	0	1	14.09	2	2	0	0	0	7.2	14	12	12	4	0	6	0	9	0	0
	Las Vegas	8	6	4.97	20	20	0	0	0	112.1	118	66	62	15	2	43	0	100	4	1
2011	TORONTO	1	0	5.64	7	3	0	0	0	22.1	20	14	14	2	1	13	1	18	1	0
	Las Vegas	11	9	4.00	24	24	1	0	0	157.1	161	73	70	20	5	39	0	136	6	1
2012	TORONTO	1	2	9.82	5	4	0	0	0	18.1	23	20	20	4	2	12	1	18	1	0
	Salt Lake	5	10	5.86	21	19	0	0	0	109.0	133	73	71	13	5	40	0	67	2	0
2013	LOS ANGELES (AL)	1	0	0.00	1	1	0	0	0	5.0	3	0	0	0	0	0	0	6	0	0
	Round Rock	7	5	3.87	18	17	0	0	0	97.2	92	48	42	9	4	29	0	73	0	2
2014	Nashville	4	2	1.56	14	12	0	0	0	75.0	51	18	13	5	4	18	0	77	2	1
	OAKLAND	1	1	4.41	3	3	0	0	0	16.1	19	9	8	2	1	7	0	14	1	0
	TORONTO	0	0	27.00	2	0	0	0	0	4.1	10	13	13	3	1	4	0	5	0	0
	Buffalo	2	1	3.06	6	6	0	0	0	32.1	26	11	11	2	0	5	0	26	1	0
ML Totals		4	4	8.15	20	13	0	0	0	74.0	89	68	67	15	5	42	2	70	3	0

CAREER TRANSACTIONS

2006 — Selected by the Toronto Blue Jays organization in the 22nd round of the First-Year Player Draft; did not sign.
2007 — Selected by the Toronto Blue Jays organization in the 4th round of the First-Year Player Draft. **2011** — Traded to the Los Angeles Angels for catcher Jeff Mathis, December 3. **2013** — Claimed off waivers by the Texas Rangers, March 24. Released, July 18. **2014** — Signed by the Milwaukee Brewers to a minor league contract, January 9. Traded to the Oakland Athletics organization for cash considerations, June 17. Claimed off waivers by the Toronto Blue Jays, July 17. Elected free agency, September 29; signed by Oakland to a minor league contract, October 17.

A'S STARTS IN THE BATTING ORDER, 2014

PLAYER	1	2	3	4	5	6	7	8	9
Barton	-	-	-	-	-	-	-	11	4
Blanks	-	1	-	-	-	1	4	4	3
Burns	1	-	-	-	-	-	-	-	-
Callaspo	-	6	-	-	4	31	29	30	8
Céspedes	-	-	37	21	40	-	-	-	-
Crisp	113	-	-	-	-	-	-	-	-
Donaldson	-	8	112	13	21	1	-	-	-
Dunn	-	3	-	13	-	1	-	-	-
Freiman	-	-	-	-	2	10	8	4	-
Fuld	15	19	-	-	-	-	2	7	3
Gentry	16	13	-	-	-	-	6	7	16
Gomes	-	3	-	9	6	-	-	-	-
Jaso	16	46	-	-	-	8	6	3	-
Lowrie	1	43	10	-	12	43	20	3	-
Moss	-	1	1	91	16	11	7	5	-
Norris	-	3	-	11	47	7	25	10	-
Parrino	-	-	-	-	-	-	-	7	8
Punto	-	1	-	-	-	-	4	17	26
Reddick	-	5	-	-	6	25	38	24	2
Sogard	-	-	-	-	-	-	-	11	81
Soto	-	-	-	-	-	-	2	12	-
Vogt	-	10	2	4	8	24	11	7	1

VS. THE AMERICAN LEAGUE

2014		CAREER												
ERA	W	L	S	G	IP	ER	vs. TEAM	ERA	W	L	S	G	IP	ER
—	0	0	0	0	0.0	0	Baltimore	1.56	3	0	0	3	17.1	3
15.00	0	0	0	2	6.0	10	Boston	12.75	0	0	0	5	12.0	17
4.50	0	1	0	1	6.0	3	Detroit	4.50	0	1	0	1	6.0	3
—	0	0	0	0	0.0	0	New York	13.50	0	0	0	1	1.1	2
—	0	0	0	0	0.0	0	Oakland	18.00	0	1	0	1	3.0	6
19.29	0	0	0	1	2.1	5	Seattle	15.63	0	0	0	3	6.1	11
—	0	0	0	0	0.0	0	Tampa Bay	10.29	0	0	0	2	7.0	8
—	0	0	0	0	0.0	0	Texas	2.57	0	1	0	1	7.0	2

VS. THE NATIONAL LEAGUE

2014		CAREER												
ERA	W	L	S	G	IP	ER	vs. TEAM	ERA	W	L	S	G	IP	ER
4.26	1	0	0	1	6.1	3	New York	4.26	1	0	0	1	6.1	3
—	0	0	0	0	0.0	0	Philadelphia	14.09	0	1	0	2	7.2	12

MONTHLY BREAKDOWN

2014		CAREER												
ERA	W	L	S	G	IP	ER	by MONTH	ERA	W	L	S	G	IP	ER
4.35	1	0	0	2	10.1	5	June	8.50	1	1	0	4	18.0	17
12.38	0	1	0	2	8.0	11	July	4.33	2	2	0	5	27.0	13
19.29	0	0	0	1	2.1	5	August	11.86	1	1	0	6	22.0	29
—	0	0	0	0	0.0	0	September	10.29	0	0	0	5	7.0	8

PITCHING BREAKDOWN

2014		CAREER												
ERA	W	L	S	G	IP	ER	by CATEGORY	ERA	W	L	S	G	IP	ER
15.00	0	0	0	2	6.0	10	Home	7.88	2	3	0	12	45.2	40
6.75	1	1	0	3	14.2	11	Road	8.58	2	1	0	8	28.1	27
—	0	0	0	0	0.0	0	Day	7.85	1	3	0	10	36.2	32
9.15	1	1	0	5	20.2	21	Night	8.44	3	1	0	10	37.1	35
4.41	1	1	0	3	16.1	8	Pre-ASG	6.21	2	2	0	6	29.0	20
27.00	0	0	0	2	4.1	13	Post-ASG	9.40	2	2	0	14	45.0	47
4.41	1	1	0	3	16.1	8	Starter	6.61	4	4	0	13	62.2	46
27.00	0	0	0	2	4.1	13	Reliever	16.68	0	0	0	7	11.1	21

MILLS' 2014 STARTS

Date	Opponent	Score	Dec	ERA	IP	H	R	ER	BB	SO	HR	#PIT
June 20	Boston	4-3	—	4.50	4.0	4	3	2	4	4	0	94
June 25	at New York (NL)	8-5	W	4.35	6.1	9	3	3	0	4	1	96
July 1	at Detroit	0-3	L	4.41	6.0	6	3	3	3	6	1	100

BALLPARK BREAKDOWN

	ERA	W	L	S	G	IP	ER	
Angel Stadium	0.00	1	0	0	0	1	5.0	0
Camden Yards	5.06	1	0	0	0	1	5.1	3
Citi Field	4.26	1	0	0	0	1	6.1	3
Citizens Bank Park	9.82	0	0	0	0	1	3.2	4
Comerica Park	4.50	0	1	0	0	1	6.0	3
Fenway Park	16.20	0	0	0	0	2	1.2	3
O.co Coliseum	4.50	0	0	0	0	1	4.0	2
Rogers Centre	9.33	1	3	0	10	36.2	38	
Safeco Field	18.56	0	0	0	2	5.1	11	

FIELDING STATISTICS

Pitcher											
Year	Pct.	G	PO	A	E	TC	DP				
2009	—	2	0	0	0	0	0				
2010	1.000	7	3	0	0	3	0				
2011	1.000	5	1	2	0	3	0				
2012	—	1	0	0	0	0	0				
2014	1.000	5	1	1	0	2	0				
Totals	1.000	20	5	3	0	8	0				

MILLS' CAREER BESTS

Low Hit Complete Game: None
Innings Pitched: 7.0 (twice), last: July 30, 2011 vs. Texas. As reliever: 3.0, September 11, 2010 vs. Tampa Bay
Strikeouts: 7 (twice), last: August 12, 2010 vs. Boston. As reliever: 3 (twice), last: July 21, 2014 vs. Boston
Pitches: 117, July 30, 2011 vs. Texas
Longest Winning Streak: 2, July 8, 2012 to June 25, 2014
Longest Losing Streak: 1 (four times), last: July 1, 2014 to present
Longest Scoreless Streak: 9.0, July 28 to August 7, 2010

RIGHT-HANDED PITCHER**Height/Weight:** 6-3 / 220**Bats/Throws:** Right / Right**Birthdate:** May 10, 1984**Opening Day Age:** 30**Birthplace/Resides:** Valencia, Venezuela / Yagua, Venezuela**Major League Service:** 7 years, 115 days**Obtained:** Acquired from the Boston Red Sox with cash for a player to be named later or cash, May 9, 2015**Contract Status:** Second year of a two-year contract through 2015.**CAREER HIGHLIGHTS**

Has pitched for five teams in nine seasons in the majors... began his career with Cleveland (2006-08) and has also pitched for San Diego (2009-10), Florida/Miami (2011-12), St. Louis (2012-13) and Boston (2014)...has 393 strikeouts and 82 walks in his career for a strikeout-to-walk ratio of 4.79...that is the best mark in modern (beginning in 1990) Major League history among pitchers with at least 400 innings pitched...using the same minimum, his average of 1.48 walks per nine innings is fourth lowest since 1930...since 2009, he ranks third among ML relievers in innings pitched (412.2) and walks per nine innings (1.5) and seventh in strikeout-to-walk ratio (4.9)...has made 60 or more appearances in each of the last four seasons (2011-14) and five of the last six seasons with the exception being 2010 (59 games)...helped the Cardinals to the 2013 National League pennant...is 1-0 with a 2.79 ERA in 11 career postseason games, all with the Cardinals in 2012 and 2013.

MLB HIGHEST CAREER STRIKEOUT-TO-WALK RATIO

RATIO	PLAYER	SO	BB
4.79	Edward Mujica	393	82
4.53	Jonathan Papelbon	721	159
4.50	Rafael Betancourt	684	152
4.49	Stephen Strasburg	746	166
4.46	Kevin Slowey	495	111

(since 1900, min. 400 ip)

2014 HIGHLIGHTS

In his first season with Boston, he made 64 appearances out of the bullpen, which tied for 3rd most on the club with Koji Uehara...appeared in 60-plus games for the fourth straight season (266 games total since 2011)...ended the season posting a 2.08 ERA over his final 42 games (since June 6) after beginning the year with a 7.29 ERA in his first 22 games...did not allow a run in 32 of his final 42 games...allowed runs in nine of his first 22 games of the year...did not allow an ER in 14 consecutive appearances from July 27-Aug. 22 (11.0 ip)...that stretch lowered his season ERA from 5.45 on July 24 to 4.18 on Aug. 22...recorded eight saves in nine chances overall, including five in his last seven games of the season...allowed six home runs on the season, all of which came in his first 31 appearances (29.2 ip)...did not allow a home run over his final 33 games (30.1 ip)...posted a 2.76 ERA in 31 road games compared to a 4.99 ERA in 33 games at Fenway Park...earned his first win as a Red Sox in the club's walk-off victory April 20 vs. Baltimore...his second victory came in another Sox come-from-behind win May 26 at Atlanta (overcame a five-run deficit).

CAREER

2013—Went 2-1 with 37 saves and a career-low 2.78 ERA in 65 games for the National League Champion Cardinals...led all Major League relievers with a 0.70 walks per nine innings ratio (5 bb) and led all NL relievers with a strikeout-to-walk ratio of 9.2...ranked fifth among NL relievers in saves with 37 and sixth with a 90.2 save percentage...converted each of his first 21 save chances of the season...posted a 1.01 WHIP, the 12th-best mark among NL relievers and the second-lowest mark of his career (0.93 in 2010)...stranded 21 of his 25 inherited runners (84.0%)...50 of his 65 appearances were scoreless...pitched more than 1.0 inning nine times, including four outings of 2.0 innings...had four multiple inning saves: April 18 at Philadelphia (1.1 ip), June 17 vs. Chicago (1.1), Aug. 11 vs. Chicago (2.0) and Aug. 21 at Milwaukee (1.1)...had a season-best 20.1-inning scoreless streak that spanned 18 games from July 5-Aug. 19...converted 11 of 12 save opportunities in that span...had 11 strikeouts compared to one walk and held opponents to a .192 average over that stretch...was on the Cardinals' NLDS, NLCS and World Series rosters but appeared in only two games...threw 1.0 scoreless inning in Game 2 of the NLDS vs.

Pittsburgh Oct. 4...allowed a solo home run to A.J. Ellis in Game 5 of the NLCS at Los Angeles Oct. 16...did not appear in the World Series against Boston.

2012—Made a career-high 70 relief appearances between the Marlins and Cardinals, posting a 3.03 ERA...began the year with Miami and was acquired by St. Louis in exchange for infielder Zack Cox at the trading deadline on July 31...ranked fourth in the National League with 31 holds...recorded eight holds in September, the second most in the NL for the month (3rd in the majors)...induced eight double plays, ranking tied for 13th among NL relievers...did not allow a run in his first 18 appearances with the Cardinals (17.0 ip), from Aug. 1-Sept. 9...pitched in the seventh inning in 23 of his 29 outings with St. Louis...held right-handed batters to .219 average...was on the 15-day disabled list with Miami (fractured right toe), from June 30-July 18...it was his first career stint on the DL...made two rehab starts with Single-A Jupiter before he was reinstated...saw his first postseason experience with St. Louis...appeared in nine games including the Wild Card game at Atlant, the NLDS vs. Washington and the NLCS vs. San Francisco, going 1-0 with a 2.35 ERA...pitched in three games of the NLDS...struck out the side in the seventh inning to record a hold and earn the win in St. Louis' 6-4 victory in Game 1 of the NLCS at San Francisco Oct. 14...did not allow a run in any of his 5 NLCS appearances against the Giants (4.0 ip).

2011—Led all Florida relievers and ranked third on the club with nine wins...his win total tied a Marlins record for wins by a reliever (also Robb Nen in 1997)...tied Alfredo Aceves (BOS) for second among all Major League relievers in wins, trailing the Rockies Matt Belisle (10)...led Marlins relievers and ranked eighth in the National in innings (76.0)...among Marlins relievers ranked second in strikeouts (63) and third in appearances (67)...posted a 4.50 strikeout-to-walk ratio which was seventh highest among NL relievers...had a 1.66 walk per nine inning ratio, which was fifth-best in the NL...had a 6-1 record on the road, with his six road victories setting a Florida club record for road wins by a reliever...won three straight decisions from April 15-May 16...began a career-best, four-game winning streak May 28 at Los Angeles (NL)...retired 73.1% (49-of-67) of his first batters faced, the second-best percentage on team behind Randy Choate's 74.1.

2010—Led all Major League relievers with a strikeout-to-walk ratio 12.0 (72 so, 6 bb) for the Padres, which was the best all-time ratio for a National League reliever and the fifth-best in ML history at the time...struck out a season high five batters in 2.0 scoreless innings Sept. 3 at Colorado...pitched 2.0 or more innings 14 times...threw a season-high 2.2 innings May 15 vs. Los Angeles (NL)...did not allow a run in eight appearances in July (8.2 ip).

2009—Threw a career-high 93.2 innings in his first season with the Padres, working both as a reliever and a starter...appeared in a then-career-high 67 games, twice as many as he did in 2008 (33)...finished fifth among National League relievers in innings pitched (77.0) and was sixth in strikeout-to-walk ratio (3.8)...was 3-4 with 2 saves and a 3.51 ERA in 63 relief appearances and 0-1 with a 5.94 ERA in four starts...all four of his starts came at the end of the season...his 63 appearances were third most among Padres relievers...posted a 0.69 ERA in 17 games against NL Central teams...did not allow a run in 12 games in May...had 17 strikeouts in 14.0 innings for the month.

2008—Began the season with Triple-A Buffalo, but spent the majority of the season with Cleveland...was recalled by the Indians May 27...earned first Major League win Aug. 11 at Baltimore...had a 12.0-inning scoreless streak that spanned 10 games from June 28-July 28.

2007—Appeared in 44 games between Cleveland and Triple-A Buffalo...began the year with nine consecutive scoreless appearances for Buffalo...recorded six saves over that span...had 14 saves in 18 opportunities for Buffalo and converted each of his first eight chances...underwent arthroscopic surgery on his left knee Sept. 19 after injuring his knee during pregame activities the previous week...the surgery was performed by Dr. Marck Schickendantz at Lutheran Hospital.

2006—Made his Major League debut with the Indians in his fifth professional season...went 0-1 with a 2.95 ERA in 10 games over five stints with the big league club...appeared at three different levels of the Indians organization (Akron, Buffalo, and Cleveland)...began the year with a combined 46.2 scoreless innings between all three clubs: 19.0 innings at Akron before his promotion to Buffalo, 19.2 innings for Buffalo and then 8.0 innings for the Indians...began the season with Akron and logged 11 scoreless

appearances in 12 games, going a perfect 8-for-8 in save opportunities...did not allow runs in 16 of his 22 appearances for Buffalo and was 5-for-7 in saves opportunities...threw 2.2 scoreless innings in his ML debut June 21 vs. Chicago...pitched a season-high 3.1 innings twice: July 8 vs. Baltimore and July 17 at Los Angeles (AL).

2005—Combined to go 3-1 with a 2.54 ERA in 52 appearances between Single-A Kinston and Double-A Akron...it was his first season working exclusively as a reliever...recorded 24 saves between both clubs, the second highest total in the Cleveland organization...averaged 9.7 strikeouts per nine innings between Kinston and Akron...helped Akron win the Eastern League championship...appeared in six games of the Eastern League playoffs, posting a 1.35 ERA with four saves...allowed only 2 of his 13 inherited runners to score for Akron...was a perfect 14-for-14 in save opportunities in Kinston, which ranked second in the Carolina League at the time of his promotion...pitched for Oriente in the Venezuelan Winter League after the season.

2004—Went 7-7 with a 4.65 ERA in 26 games, 19 starts, for Single-A Lake County...his 19 starts were a single-season career high...led the Lake County staff in innings and was tied for first in both wins and complete games (1)...the complete game came in his season debut April 12 vs. Lexington (5.2 ip, 0 er, 1 bb, 7 so).

2003—Was 2-6 with a 4.37 ERA in 14 games, 10 starts, for Rookie-level Burlington...ranked third on the staff in innings, fourth in starts and seventh in strikeouts (41).

2002—Began his professional career with the Rookie-level Venezuela Summer League Indians where he went 2-0 with a 1.78 ERA in 10 games, five starts...was 1-0 with a 2.25 ERA in five starts and 1-0 with a 0.87 ERA in five relief appearances.

PERSONAL/MISCELLANEOUS

Edward Jose Mujica was originally signed by Indians scout Luis Aponte...is married, Erika...the couple has one daughter, Brianna.

LIFETIME PITCHING RECORD

Year	Club	W	L	ERA	G	GS	CG	SHO	SV	IP	H	R	ER	HR	HB	BB	IBB	SO	WP	BK
2002	VSL Indians	2	0	1.78	10	5	0	0	1	30.1	22	7	6	0	1	5	0	18	1	0
2003	Burlington	2	6	4.37	14	10	0	0	0	55.2	57	31	27	3	1	20	0	41	2	1
2004	Lake County	7	7	4.65	26	19	1	0	2	124.0	130	77	64	18	13	32	1	89	6	4
2005	Kinston	1	0	2.08	25	0	0	0	14	26.0	17	6	6	3	1	2	0	32	1	0
	Akron	2	1	2.88	27	0	0	0	10	34.1	36	11	11	2	0	5	0	33	3	1
2006	Akron	1	0	0.00	12	0	0	0	8	19.0	11	1	0	0	1	9	1	17	1	0
	Buffalo	3	1	2.48	22	0	0	0	5	32.2	31	10	9	1	1	5	0	29	1	0
	CLEVELAND	0	1	2.95	10	0	0	0	0	18.1	25	6	6	1	1	9	0	12	0	0
2007	Buffalo	2	1	5.02	34	0	0	0	14	37.2	35	22	21	4	1	9	1	44	1	1
	CLEVELAND	0	0	8.31	10	0	0	0	0	13.0	19	12	12	3	0	2	0	7	0	0
2008	Buffalo	0	2	4.15	18	0	0	0	4	26.0	29	14	12	2	1	10	0	27	0	0
	CLEVELAND	3	2	6.75	33	0	0	0	0	38.2	46	29	29	5	1	10	3	27	1	0
2009	SAN DIEGO	3	5	3.94	67	4	0	0	2	93.2	101	47	41	14	0	19	4	76	3	1
2010	SAN DIEGO	2	1	3.62	59	0	0	0	0	69.2	59	29	28	14	0	6	0	72	1	0
2011	FLORIDA	9	6	2.96	67	0	0	0	0	76.0	64	27	25	7	2	14	5	63	1	0
2012	MIAMI	0	3	4.38	41	0	0	0	2	39.0	36	21	19	6	1	9	2	26	0	0
	Jupiter	0	0	0.00	2	2	0	0	0	3.0	0	0	0	0	0	0	0	2	0	0
	ST. LOUIS	0	0	1.03	29	0	0	0	0	26.1	20	3	3	1	0	3	1	21	1	0
2013	ST. LOUIS	2	1	2.78	65	0	0	0	37	64.2	60	20	20	9	1	5	1	46	0	1
2014	BOSTON	2	4	3.90	64	0	0	0	8	60.0	69	28	26	6	0	14	2	43	1	0
AL Totals		5	7	5.05	317	4	0	0	8	130.0	159	75	73	15	2	26	13	89	2	0
NL Totals		16	16	3.31	128	0	0	0	41	369.1	340	147	136	51	4	56	5	304	6	2
ML Totals		21	23	3.77	445	4	0	0	49	499.1	499	222	209	66	6	82	18	393	8	2

CAREER TRANSACTIONS

2001 — Signed by the Cleveland Indians as a non-drafted free agent, October 22. **2009** — Traded to the San Diego Padres for cash considerations, April 1. **2010** — Traded to the Florida Marlins with pitcher Ryan Webb for outfielder Cameron Maybin, November 13. **2012** — On the disabled list, June 30 to July 17; included rehabilitation assignment to Jupiter, July 13 to 17. Traded to the St. Louis Cardinals for infielder Zack Cox, July 31. **2013** — Elected free agency, October 31; signed by the Boston Red Sox, December 6. **2015** — Traded to the Oakland Athletics with cash for a player to be named later or cash, May 9.

WILD CARD RECORD

Year	Club/Opp	W	L	ERA	G	GS	CG	SHO	SV	IP	H	R	ER	HR	HB	BB	IBB	SO	WP	BK
2012	STL vs. ATL	0	0	13.50	1	0	0	0	0	0.2	2	1	1	0	0	0	0	0	0	0

DIVISION SERIES RECORD

Year	Club/Opp	W	L	ERA	G	GS	CG	SHO	SV	IP	H	R	ER	HR	HB	BB	IBB	SO	WP	BK
2012	STL vs. WAS	0	0	3.00	3	0	0	0	0	3.0	3	1	1	0	0	1	0	1	0	0
2013	STL vs. PIT	0	0	0.00	1	0	0	0	0	1.0	0	0	0	0	0	0	0	0	0	0
Totals		0	0	2.25	4	0	0	0	0	4.0	3	1	1	0	0	1	0	1	0	0

LEAGUE CHAMPIONSHIP SERIES RECORD

Year	Club/Opp	W	L	ERA	G	GS	CG	SHO	SV	IP	H	R	ER	HR	HB	BB	IBB	SO	WP	BK
2012	STL vs. SF	1	0	0.00	5	0	0	0	0	4.0	4	0	0	0	0	0	0	3	0	0
2013	STL vs. LAD	0	0	9.00	1	0	0	0	0	1.0	1	1	1	1	0	0	0	0	0	0
Totals		1	0	1.80	6	0	0	0	0	5.0	5	1	1	1	0	0	0	3	0	0

ALL STAR GAME RECORD

Year	Club/Site	W	L	ERA	G	GS	CG	SHO	SV	IP	H	R	ER	HR	HB	BB	IBB	SO	WP	BK
2013	NL/NYM																			

(Did not pitch)

VS. THE AMERICAN LEAGUE

2014		CAREER												
ERA	W	L	S	G	IP	ER	vs. TEAM	ERA	W	L	S	G	IP	ER
3.72	1	1	2	9	9.2	4	Baltimore	5.17	2	1	2	13	15.2	9
—	0	0	0	0.0	0	0	Boston	7.71	0	1	0	3	2.1	2
9.00	0	0	0	2	2.0	2	Chicago	4.26	0	0	0	6	6.1	3
81.00	0	1	0	1	0.1	3	Cleveland	20.25	0	1	0	2	1.1	3
0.00	0	0	0	4	4.0	0	Detroit	8.79	0	0	0	14	14.1	14
0.00	0	0	0	2	1.0	0	Houston	5.68	0	0	2	16	12.2	8
0.00	0	0	2	4	3.2	0	Kansas City	3.09	1	1	5	11	11.2	4
0.00	0	0	0	5	5.0	0	Los Angeles	3.38	0	1	0	13	16.0	6
9.00	0	0	1	2	2.0	2	Minnesota	5.59	1	1	1	10	9.2	6
2.84	0	0	1	6	6.1	2	New York	3.97	0	0	1	9	11.1	5
3.86	0	1	0	3	2.1	1	Oakland	8.59	0	2	0	7	7.1	7
3.86	0	0	0	3	2.1	1	Seattle	1.50	0	1	0	12	12.0	2
3.68	0	0	0	8	7.1	3	Tampa Bay	3.12	0	0	0	16	17.1	6
0.00	0	0	0	1	1.0	0	Texas	1.98	0	0	0	10	13.2	3
3.68	0	0	1	7	7.1	3	Toronto	4.50	0	0	1	10	12.0	6

VS. THE NATIONAL LEAGUE

2014		CAREER												
ERA	W	L	S	G	IP	ER	vs. TEAM	ERA	W	L	S	G	IP	ER
0.00	1	0	0	1	1.0	0	Arizona	2.08	2	1	1	28	43.1	10
—	0	0	0	0	0.0	0	Atlanta	3.92	1	1	2	21	20.2	9
4.50	0	0	0	2	2.0	1	Chicago	2.13	3	1	6	24	25.1	6
0.00	0	0	1	2	1.1	0	Cincinnati	4.70	0	0	4	24	23.0	12
—	0	0	0	0	0.0	0	Colorado	4.23	0	0	1	20	27.2	13
—	0	0	0	0	0.0	0	Los Angeles	6.29	1	2	1	22	24.1	17
—	0	0	0	0	0.0	0	Miami	0.00	1	0	2	8	10.2	0
27.00	0	1	0	2	1.1	4	Milwaukee	3.96	1	1	6	23	25.0	11
—	0	0	0	0	0.0	0	New York	4.98	1	3	3	22	21.2	12
—	0	0	0	0	0.0	0	Philadelphia	1.09	3	0	3	23	24.2	3
—	0	0	0	0	0.0	0	Pittsburgh	0.55	0	0	1	13	16.1	1
—	0	0	0	0	0.0	0	San Diego	8.49	0	2	3	11	11.2	11
—	0	0	0	0	0.0	0	San Francisco	4.80	0	0	1	16	15.0	8
—	0	0	0	0	0.0	0	St. Louis	2.04	2	0	0	13	17.2	4
—	0	0	0	0	0.0	0	Washington	2.51	2	3	3	25	28.2	8

MONTHLY BREAKDOWN

2014		CAREER												
ERA	W	L	S	G	IP	ER	by MONTH	ERA	W	L	S	G	IP	ER
10.00	1	1	1	10	9.0	10	April	4.71	5	5	6	63	63.0	33
3.38	1	0	0	10	10.2	4	May	2.61	6	1	15	73	82.2	24
4.00	0	2	1	10	9.0	4	June	4.00	0	7	5	75	87.2	39
3.48	0	1	0	10	10.1	4	July	3.10	6	5	9	78	90.0	31
1.59	0	0	1	14	11.1	2	August	3.66	1	2	7	84	91.0	37
1.86	0	0	5	10	9.2	2	September	4.78	3	3	7	71	84.2	45
—	0	0	0	0	0.0	0	October	0.00	0	0	0	1	0.1	0

PITCHING BREAKDOWN

2014		CAREER												
ERA	W	L	S	G	IP	ER	by CATEGORY	ERA	W	L	S	G	IP	ER
4.99	1	2	2	33	30.2	17	Home	3.67	10	12	25	238	272.1	111
2.76	1	2	6	31	29.1	9	Road	3.89	11	11	24	207	227.0	98
5.19	1	3	2	19	17.1	10	Day	3.84	5	8	17	139	154.2	66
3.38	1	1	6	45	42.2	16	Night	3.73	16	15	32	306	344.2	143
5.45	2	4	2	35	34.2	21	Pre-ASG	3.64	14	16	31	246	269.2	109
1.78	0	0	6	29	25.1	5	Post-ASG	3.92	7	7	18	199	229.2	100
—	0	0	0	0	0.0	0	Starter	5.94	0	1	0	4	16.2	11
3.90	2	4	8	64	60.0	26	Reliever	3.69	21	22	49	441	482.2	198

BALLPARK BREAKDOWN

	ERA	W	L	S	G	IP	ER
Angel Stadium	4.35	0	1	0	8	10.1	5
AT&T Park	7.71	0	0	1	8	7.0	6
Busch Stadium	1.57	2	0	22	57	10	10
Camden Yards	0.00	0	0	2	4	4.1	0
Chase Field	3.06	1	1	0	12	17.2	6
Citi Field	2.70	1	2	1	11	10.0	3
Citizens Bank Park	1.98	1	0	1	12	13.2	3
Comerica Park	9.45	0	0	0	7	6.2	7
Coors Field	5.68	0	0	1	10	12.2	8
Dodger Stadium	7.62	1	0	1	11	13.0	11
Fenway Park	5.29	1	3	2	35	32.1	19
Globe Life Park	2.31	0	0	0	8	11.2	3
Great American	5.40	0	0	1	12	11.2	7
Kauffman Stadium	0.00	1	0	4	7	8.0	0
Marlins Park	6.20	0	0	0	23	20.1	14
Metrodome	6.75	0	1	0	2	1.1	1
Miller Park	5.19	0	0	4	9	8.2	5
Minute Maid Park	9.00	0	0	0	6	4.0	4
Nationals Park	1.72	1	1	3	15	15.2	3
O.co Coliseum	7.71	0	1	0	3	2.1	2
PETCO Park	3.03	3	4	2	72	95.0	32
PNC Park	2.25	0	0	0	4	4.0	1
Progressive Field	6.86	2	3	0	33	42.0	32
Rogers Centre	4.50	0	0	0	2	2.0	1
Safeco Field	1.59	0	1	0	5	5.2	1
Sun Life Stadium	3.20	3	5	0	35	45.0	16
Target Field	18.00	0	0	0	1	1.0	2
Tropicana Field	3.60	0	0	0	9	10.0	4
Turner Field	0.84	1	0	1	9	10.2	1
U.S. Cellular Field	4.15	0	0	0	4	4.1	2
Wrigley Field	0.00	3	0	2	9	9.0	0
Yankee Stadium	0.00	0	0	1	2	2.0	0

FIELDING STATISTICS

Year	Pct.	G	PO	A	E	TC	DP
2006	1.000	10	0	2	0	2	0
2007	—	10	0	0	0	0	0
2008	1.000	33	1	3	0	4	0
2009	1.000	67	6	8	0	14	0
2010	1.000	59	3	7	0	10	0
2011	.909	67	3	17	2	22	3
2012	.947	70	6	12	1	19	1
2013	1.000	65	6	9	0	15	0
2014	.900	64	3	6	1	10	0
Totals	.958	445	28	64	4	96	4

MUJICA'S CAREER BESTS

Low Hit Complete Game: None
Innings Pitched: 5.1, September 27, 2009 at Arizona. As reliever: 4.1, July 31, 2009 vs. Milwaukee
Strikeouts: 6, September 27, 2009 at Arizona. As reliever: 5 (twice), last: September 3, 2010 vs. Colorado
Pitches: 80, September 27, 2009 at Arizona. As reliever: 52, July 31, 2009 vs. Milwaukee
Longest Winning Streak: 4, May 28 to July 17, 2011
Longest Losing Streak: 5, September 26, 2011 to July 4, 2013
Longest Scoreless Streak: 20.2, July 5 to August 19, 2013

**INFIELDER****Height/Weight:** 6-0 / 205**Bats/Throws:** Left / Right**Birthdate:** August 25, 1990**Opening Day Age:** 24**Birthplace/Resides:** Midland, Texas / Keller, Texas**Major League Service:** None**Obtained:** Selected in 5th round of the 2012 First-Year Player Draft**Contract Status:** First year of a one-year contract through 2015**NON-ROSTER INVITEE****CAREER HIGHLIGHTS**

Was the A's fifth round selection in the 2012 draft and is a .270 hitter with 36 home runs and 186 RBI in 326 games in three professional seasons...has 216 walks for a .383 on-base percentage...has played in 277 games at first base, 22 at third base and one in right field...was named to the Texas League Midseason All-Star team in 2014...led the league and tied for fifth in the minors with 87 walks...was a California League Midseason All-Star in 2013...played in the Arizona Fall League in 2013...was rated as the A's No. 6 prospect by *Baseball America* following the 2013 season.

2014 HIGHLIGHTS

Spent the entire season at Double-A Midland and batted .264 with seven home runs and 63 RBI in 122 games...added 87 walks for a .385 on-base percentage...led the Texas League in walks and on-base percentage and ranked third in RBI...tied for fifth in all minor league baseball in walks...ranked second in the A's farm system in walks, fourth in on-base percentage and 10th in RBI...was named to the TL Midseason All-Star team...grounded into just one double play in 435 at bats...hit .272 (82-for-302) with six of his seven home runs off right-handed pitching compared to .248 (33-for-113) against left-handers...had a .303 batting average and .395 on-base percentage when leading off an inning...went 7-for-15 (.467) with two grand slams and 24 RBI with the bases loaded...six of his seven home runs came with runners on base...batted .258 with runners in scoring position...hit .271 at night, .216 during the day...clubbed all seven of his home runs at night...appeared in 86 games at first base, 22 at third base and one in right field...led TL first basemen in assists (54) and tied for the lead in double plays (78)...committed four errors as a first baseman (.995 fielding percentage) and four as a third baseman (.941)...hit .151 in 14 games as the designated hitter...batted .219 in 73 games while hitting third in the order compared to .335 in all other spots in the order (24 batting fifth, 14 hitting clean-up, 10 in the six spot and one in the leadoff spot).

MIDLAND: Hit .269 over his first 15 games but drew 18 walks for a .457 on-base percentage...grounded into his only double play of the season April 5 against Arkansas...it came in his third game and eighth at bat...finished the season with a 119-game, 427-at bat streak without a GIDP...had a season-high six RBI April 8 against Northwest Arkansas...reached base safely in 19 consecutive games from April 26 to June 1...hit .344 with a .429 on-base percentage during the streak...began the streak with a season-best nine-game hitting streak through May 4 (14-for-32, .438)...had three-hit games on April 27 at San Antonio and May 2 against Corpus Christi, which were a season high (seven times)...was batting .320 with two home runs, 19 RBI and 24 walks (.446 on-base percentage) in 29 games when he was placed on the disabled list May 6 with a lacerated left thumb...was reinstated May 23 and hit .247 with five home runs, 44 RBI and 63 walks (.363 on-base percentage) over his final 93 contests...hit .357 in 13 games in May...drove in just one run over a 17-game stretch from June 1 to 19...was hitting .304 at the conclusion of play June 1...that would be his last day over .300 as he went 8-for-48 (.167) over his next 12 games...started at first base for the South Division All-Stars in the Texas League All-Star Game June 24 at Arkansas and went 0-for-3 with a strikeout...connected for grand slams in back-to-back games on July 14 and 15 at Corpus Christi...had nine RBI in the two games, including five on the 14th...was named Texas League Player of the Week for the week of July 14-20 after going 10-for-23 (.435) with six runs scored, one double, three home runs, 16 RBI and 10 walks...had a .870 slugging percentage and .606 on-base percentage...hit four of his seven home runs in 30 games in July...added 23 RBI and 27 walks (.397 on-base percentage)...went 0-for-4 with his lone four-strikeout game of the season Aug. 25

against Frisco...batted .237 with two home runs, three RBI, three walks and seven runs scored in nine postseason games to help Midland win the Texas League Championship.

CAREER

2013—Began the year at Single-A Stockton and hit .285 with 21 home runs and 76 RBI in 93 games before earning a promotion to Double-A Midland July 14...hit .250 with the RockHounds and batted a combined .273 with 25 home runs and 100 RBI in 140 games overall...tied for second in minor league baseball in games played and tied for 10th in RBI...led the A's farm system in home runs, RBI, walks (88) and total bases (249), ranked third in runs (89), hits (143) and extra base hits (53), fourth in slugging (.476) and fifth in on-base percentage (.381)...had a .400 on-base percentage with Stockton, which ranked fourth in the California League...led the CL in intentional walks (9) and had the second best at bat per home run ratio (16.71)...was named to the Cal League Midseason All-Star team...hit .284 with 20 of his 25 home runs against right-handed pitching compared to .240 against left-handers...batted .313 with runners in scoring position, including .386 with RISP and two outs...was 5 for 9 (.556) with a home run and 15 RBI with the bases loaded...hit 15 of his 25 home runs at Stockton's Banner Island Ballpark...appeared exclusively at first base on defense (128 games)...also went 8-for-42 (.190) in 12 games at designated hitter...hit .281 in 90 games batting third in the order, all with Stockton...also hit fifth 12 times, sixth 15 times, seventh eight times and fourth five times...hit two home runs April 7 against Bakersfield and April 19 at Modesto...had a total of four multi-homer games for the season...was perfect 4-for-4 with a walk May 20 against Lake Elsinore...it was his first of two four-hit games (June 12 at Inland Empire)...reached base safely in 27 consecutive games from May 30 to June 28...hit .356 with 11 home runs, 37 RBI and a .446 on-base percentage during the streak...hit a grand slam June 2 against San Jose...then hit three home runs and drove in a season-high five runs June 5 against Lancaster...was named Cal League Player of the Week for the Week of June 3-9 after hitting .393 (11-for-28) with five home runs and 16 RBI in seven games...started at first base for the Cal League All-Stars June 18 and went 0-for-1 with three walks against the Carolina League All-Stars...hit .340 with 11 home runs and 37 RBI in 27 games in June...led all of minor league baseball in RBI in June and tied for second in home runs...had a season-best eight-game hitting streak from Aug. 25 to Sept. 1 (11-for-30, .367)...capped the streak with his fourth multi-homer game of the season, a two-homer performance Sept. 1 against Frisco...hit .224 with 10 walks (.350 on-base percentage) and three RBI in 15 games for Mesa in the Arizona Fall League...was rated as the A's No. 6 prospect by *Baseball America* following the season...was also named as the best defensive first baseman in the Cal League.

2012—Made his professional debut with Single-A Burlington and hit .275 with 20 doubles, two triples, four home runs and 23 RBI in 64 games...added 41 walks for a .383 on-base percentage...hit .307 against right-handed pitching compared to .170 against left-handers...batted .354 during the day...63 of his 64 appearances came as a first baseman...also went 1-for-2 (.500) in one game at designated hitter...saw his most action with 24 games batting fifth and 21 hitting third...went 2-for-3 with a home run and three RBI in his professional debut June 24 against Wisconsin...had a 10-game hitting streak from July 25 to Aug. 4...went 15-for-40 (.375) with five doubles, a triple and two home runs during the streak...went 3-for-11 (.273) with a RBI in three postseason games for the Bees.

PERSONAL/MISCELLANEOUS

Maxwell Steven Muncy was originally signed by A's scout Armann Brown...graduated from Keller (TX) High School...attended Baylor University...was a Freshman All-American in 2010 and an All-Big 12 selection in 2011 and 2012.

LIFETIME PLAYING RECORD

Year	Club	AVG.	G	AB	R	H	2B	3B	HR	RBI	SH	SF	HP	BB	SO	SB	CS	SLG	OBP	E
2012	Burlington	.275	64	229	34	63	20	2	4	23	0	3	1	41	37	3	1	.432	.383	6
2013	Stockton	.285	93	351	67	100	13	1	21	76	0	6	7	64	68	1	1	.507	.400	3
	Midland	.250	47	172	22	43	12	2	4	24	0	1	0	24	34	0	1	.413	.340	6
2014	Midland	.264	122	435	59	115	23	3	7	63	0	6	2	87	92	7	2	.379	.385	8
Minor League Totals		.270	326	1187	182	321	68	8	36	186	0	16	10	216	231	11	5	.432	.383	23

CAREER TRANSACTIONS

2009 — Selected by the Cleveland Indians organization in the 41st round of the First-Year Player Draft; did not sign.
2012 — Selected by the Oakland Athletics organization in the 5th round of the First-Year Player Draft.

**LEFT-HANDED PITCHER****Height/Weight:** 6-4 / 229**Bats/Throws:** Left / Left**Birthdate:** December 26, 1989**Opening Day Age:** 25**Birthplace/Resides:** Seaford, New York / Seaford, New York**Major League Service:** 28 days**Obtained:** Acquired from Toronto with Brett Lawrie, Kendall Graveman and Franklin Barreto for Josh Donaldson, November 28, 2014**Contract Status:** First year of a one-year contract through 2015**CAREER HIGHLIGHTS**

Has pitched in one game for Toronto in each of the last two seasons and is 0-1 with a 27.00 ERA in two games, one start...compiled a 27-17 record and a 3.06 ERA in 92 games, including 86 starts, in five seasons in the Blue Jays farm system...struck out 451 in 438.1 innings...allowed just 29 home runs, an average of 0.60 per nine innings...was named the A's seventh best prospect by *Baseball America* following the Nov., 2014 trade after being named the Blue Jays 10th best prospect following the 2013 season...combined for a perfect 10-0 record and a 2.04 ERA in 20 games, including 18 starts, in 2012 with Single-A Dunedin and Double-A New Hampshire...was drafted three times and signed with Toronto after being selected in the sixth round of the 2010 draft.

2014 HIGHLIGHTS

Spent most of the season at Triple-A Buffalo where he went 4-6 with a 3.50 ERA in 17 starting assignments...earned a September call-up to Toronto and made one appearance with the Blue Jays on Sept. 22 against Seattle (1.0 ip, 1 h, 1 r, 1 er, 1 hr)...had his season interrupted by two stints on the disabled list with a strained left groin...was out from May 14 to June 5 and June 18 to July 18...made three rehab starts with the Gulf Coast League Blue Jays and Single-A Dunedin during the second stint, combining for a 0-1 record and a 2.79 ERA...was 4-7 with a 3.43 ERA in 20 minor league starts overall...allowed six home runs in 97.0 innings, an average of 0.56 per nine innings...allowed a .216 opponents batting average, including .184 (16-for-87) against left-handed hitters compared to .227 (63-for-278) against right-handers...yielded just one extra base hit to a lefty, a double...lefties slugged .195 compared to .345 by righties...opponents hit .156 with a .206 on-base percentage when leading off an inning...yielded a .202 batting average with runners in scoring position, including .175 with RISP and two outs...however, opponents were 4-for-10 (.400) with a walk with the bases loaded...compiled a 1.35 ERA over the first two innings of a game compared to 4.73 from the third inning on...with Buffalo, was 2-2 with a 3.00 ERA in nine starts at home, 2-4 with a 4.12 ERA in eight starts on the road...his teams were 9-11 (.450) in his starting assignments...tossed at least six innings in seven of his 20 starts, allowed two runs or fewer 12 times and walked two batters or fewer 15 times...pitched for Mesa in the Arizona Fall League following the season and went 2-1 with a 4.03 ERA and .230 opponents batting average in seven starts...was named the A's seventh best prospect by *Baseball America* following the trade.

MINORS: Won each of his first two decisions and went 2-0 with a 1.55 ERA over his first five starts...struck out a season-high seven batters in each of his first three starts: April 8 at Lehigh Valley, April 13 against Pawtucket and April 19 at Pawtucket...walked a season-high five batters in 5.0 innings on the 13th...did not allow a run in three consecutive starts from April 19 to May 2 as part of a 24.1-inning scoreless streak from April 13 to May 8...that included April 26 against Louisville when he tossed a season-high 6.1 scoreless innings and allowed just one hit...finished April 2-0 with a 1.96 ERA in four starts...had a five-game losing streak from May 8 to July 24...posted a 5.52 ERA over that eight start stretch...yielded a season-high 12 hits in 5.2 innings at Gwinnett May 8 for his first loss of the season...was 2-2 with a 2.70 ERA in seven starts when he was placed on the disabled list May 14 with a left groin strain...was reinstated June 6 and went 0-2 with an 8.31 ERA in three starts before returning to the DL with the same injury June 18...made one rehab start with the GCL Blue Jays July 14 (2.1 ip, 1 h, 5 so) and two with Single-A Dunedin on July 19 and 24 (0-1, 7.1 ip, 4 h, 3 r, 3 er, 4 bb, 9 so, 3.68 ERA) before returning to Buffalo July 28...went 2-0 with a 1.17 ERA over his first four starts following his return...matched his season high with seven strikeouts while tossing 6.0 scoreless innings Aug. 13 against Norfolk...then went 0-2 with a 6.32 ERA over his final three starts...allowed a season-high six

runs in 4.0 innings Aug. 19 against Rochester...struck out a season-high tying seven in his final minor league start Aug. 29 at Rochester...was recalled by Toronto Sept. 2.

CAREER

2013—Made his Major League debut with Toronto and made one start in late May...was selected from Double-A New Hampshire May 24 and made his debut that day against Baltimore...was charged with the loss after allowing six earned runs in 1.1 innings...was optioned back to New Hampshire following the game...began the season on the Fisher Cats disabled list with a strained left groin...was reinstated May 7 and went 8-3 with a 3.01 ERA in 17 Double-A starts...was promoted to Triple-A Buffalo Aug. 17 and went 1-1 with a 1.53 ERA in three starts for the Bisons...combined for a 9-4 record and a 2.77 ERA in 20 minor league starts overall...struck out 116 batters in 110.1 innings (9.46 per nine innings)...surrendered just seven home runs (0.57 per nine innings)...had career highs in strikeouts and innings pitched...allowed a .248 opponents batting average, including .240 against left-handed hitters compared to .251 against right-handers...opponents were 7-for-41 (.171) with runners in scoring position and two outs...was selected to the Eastern League All-Star team, but did not play as he had started for New Hampshire two games prior to the break rendering him ineligible...went 2-0 with a 1.77 ERA in four starts in May...that extended his winning streak to 13 games dating back to Sept. 1, 2011...had the winning streak snapped June 2 against Binghamton when he allowed five runs in 5.0 innings...had a four-game winning streak over a six-start stretch from June 22 to July 20...posted a 1.91 ERA during the streak, which included a 22.2-inning scoreless streak from July 3 to 20...tied a New Hampshire record with 13 strikeouts in 6.0 innings Aug. 7 against Bowie...pitched for Escogido in the Dominican Winter League following the season and was 2-2 with a 3.38 ERA in six starts...was named the Blue Jays 10th best prospect by *Baseball America* following the season.

2012—Spent the majority of the season with Single-A Dunedin where he went 9-0 with a 2.19 ERA in 17 games, 15 starts...was transferred to Double-A New Hampshire Aug. 17 and went 1-0 with a 1.20 ERA in three starts...combined for a perfect 10-0 record and a 2.04 ERA in 20 games, 18 starts...the wins were a career high...struck out 108 in 101.1 innings (9.60 per nine innings)...walked just 27 for a strikeout-to-walk ratio of 4.0...his nine wins with Dunedin tied for eighth in the Florida State League...combined with both clubs for a .218 opponents batting average, including .213 against right-handed hitters compared to .231 against left-handers...allowed a .171 average with runners in scoring position...his teams were 16-2 in his starting assignments...allowed one run or fewer in 11 of his 18 starts, including all three with New Hampshire, and walked one batter or fewer 11 times...struck out a season-high 11 in 5.2 scoreless innings in his second start April 12 against Brevard County...was on the disabled list from June 15 to July 28 with a strained left shoulder...picked up the win in each of his two relief appearances, which came in consecutive outings July 29 against Charlotte and Aug. 3 against Daytona...went 2-0 with a 1.38 ERA in six games, including five starts, in August...returned to Dunedin for the FSL playoffs and made one postseason start, a 3-0 loss to Lakeland in Game 2 of the Semifinals (6.2 ip, 6 h, 2 r, 2 er, 0 bb, 6 so).

2011—Spent the entire season at Single-A Lansing...was 4-4 with a save and a 3.49 ERA in 25 games, including 21 starts...had career highs in games and games started...struck out 113 in 108.1 innings, an average of 9.39 per nine innings...allowed a .253 opponents batting average, including .218 against left-handed hitters compared to .273 against right-handers...began the season in extended spring training but was assigned to Lansing April 23...recorded his first professional save in his first outing of the season that day at West Michigan (2.0 ip, 1 h, 1 so)...was on the disabled list from June 30 to July 8 with a left thigh strain...struck out a season-high 10 batters in 6.0 innings his final regular season outing Sept. 1 against Great Lakes...then went 0-1 with a 3.72 ERA (9.2 ip, 6 h, 4 r, 4 er, 5 bb, 13 so) in two postseason starts for the Lugnuts.

2010—Made his professional debut with the Blue Jays affiliate in the Gulf Coast Rookie League...made one start on July 28 against the Braves (2.0 ip, 1 h, 1 bb, 4 so) before he was transferred to Short-Season Single-A Auburn of the New York-Penn League...went 0-2 with a 6.05 ERA in six starts for the Doubledays...combined for an 0-2 record and a 5.48 ERA in seven starts.

PERSONAL/MISCELLANEOUS

Sean Patrick Nolin...attended San Jacinto College North in Houston, Texas.

LIFETIME PITCHING RECORD

Year	Club	W	L	ERA	G	GS	CG	SHO	SV	IP	H	R	ER	HR	HB	BB	IBB	SO	WP	BK
2010	GCL BlueJays	0	0	0.00	1	1	0	0	0	2.0	1	0	0	0	0	1	0	4	0	0
	Auburn	0	2	6.05	6	6	0	0	0	19.1	25	13	13	0	2	9	0	22	2	0
2011	Lansing	4	4	3.49	25	21	0	0	1	108.1	102	56	42	9	4	31	0	113	4	1
2012	Dunedin	9	0	2.19	17	15	0	0	0	86.1	72	26	21	7	4	21	0	90	0	0
	New Hampshire	1	0	1.20	3	3	0	0	0	15.0	9	3	2	0	1	6	0	18	0	0
2013	New Hampshire	8	3	3.01	17	17	1	0	0	92.2	89	33	31	6	2	25	1	103	4	0
	Buffalo	1	1	1.53	3	3	0	0	0	17.2	13	3	3	1	1	10	0	13	0	0
2014	TORONTO	0	1	40.50	1	1	0	0	0	1.1	7	6	6	1	0	1	0	0	0	0
	Buffalo	4	6	3.50	17	17	0	0	0	87.1	74	36	34	6	3	35	0	74	5	0
	GCL Blue Jays	0	0	0.00	1	1	0	0	0	2.1	1	0	0	0	0	0	0	0	0	0
	Dunedin	0	1	3.68	2	2	0	0	0	7.1	4	3	3	0	0	4	0	9	2	0
	TORONTO	0	0	9.00	1	0	0	0	0	1.0	1	1	1	1	0	0	0	0	0	0
ML Totals		0	1	27.00	2	1	0	0	0	2.1	8	7	7	2	0	1	0	0	0	0
Minor League Totals		27	17	3.06	92	86	1	0	1	438.1	390	173	149	29	17	142	1	451	17	1

CAREER TRANSACTIONS

2008 — Selected by the Milwaukee Brewers organization in the 50th round of the First-Year Player Draft; did not sign.

2009 — Selected by the Seattle Mariners organization in the 48th round of the First-Year Player Draft; did not sign.

2010 — Selected by the Toronto Blue Jays organization in the 6th round of the First-Year Player Draft. **2014** — Traded to the Oakland A's with infielder Brett Lawrie, pitcher Kendall Graveman and minor league infielder Franklin Barreto for infielder Josh Donaldson, November 28.

VS. THE AMERICAN LEAGUE

2014	CAREER													
ERA	W	L	S	G	IP	ER	vs. TEAM	ERA	W	L	S	G	IP	ER
—	0	0	0	0	0.0	0	Baltimore	40.50	0	1	0	1	1.1	6
9.00	0	0	0	1	1.0	1	Seattle	9.00	0	0	0	1	1.0	1

MONTHLY BREAKDOWN

2014	CAREER													
ERA	W	L	S	G	IP	ER	by MONTH	ERA	W	L	S	G	IP	ER
40.50	0	1	0	1	1.1	6	May	40.50	0	1	0	1	1.1	6
9.00	0	0	0	1	1.0	1	September	9.00	0	0	0	1	1.0	1

PITCHING BREAKDOWN

2014	CAREER													
ERA	W	L	S	G	IP	ER	by CATEGORY	ERA	W	L	S	G	IP	ER
9.00	0	0	0	1	1.0	1	Home	27.00	0	1	0	2	2.1	7
—	0	0	0	0	0.0	0	Away	—	0	0	0	0	0.0	0
—	0	0	0	0	0.0	0	Day	—	0	0	0	0	0.0	0
9.00	0	0	0	1	1.0	1	Night	27.00	0	1	0	2	2.1	7
—	0	0	0	0	0.0	0	Pre-ASG	40.50	0	1	0	1	1.1	6
9.00	0	0	0	1	1.0	1	Post-ASG	9.00	0	0	0	1	1.0	1
—	0	0	0	0	0.0	0	Starter	40.50	0	1	0	1	1.1	6
9.00	0	0	0	1	1.0	1	Reliever	9.00	0	0	0	1	1.0	1

BALLPARK BREAKDOWN

	ERA	W	L	S	G	IP	ER
Rogers Centre	27.00	0	1	0	2	2.1	7

FIELDING STATISTICS

Pitcher	Year	Pct.	G	PO	A	E	TC	DP
	2013	—	1	0	0	0	0	0
	2014	—	1	0	0	0	0	0
	Totals	—	2	0	0	0	0	0

NOLIN'S CAREER BESTS

Low Hit Complete Game: None
Innings Pitched: 1.1, May 24, 2013 vs. Baltimore.
As Reliever: 1.0, September 22, 2014 vs. Seattle
Strikeouts: None
Pitches: 35, May 24, 2013 vs. Baltimore
Longest Winning Streak: None
Longest Losing Streak: 1, May 24, 2013 to present
Longest Scoreless Streak: None

**INFIELDER****Height/Weight:** 6-1 / 200**Bats/Throws:** Right / Right**Birthdate:** April 4, 1994**Opening Day Age:** 21**Birthplace/Resides:** Valencia, Carabobo, Venezuela / Valencia, Carabobo, Venezuela**Major League Service:** None**Obtained:** Signed as a non-drafted free agent, July 2, 2010**Contract Status:** First year of a one-year contract through 2015**CAREER HIGHLIGHTS**

Was signed by the A's as a non-drafted free agent out of Venezuela at the age of 16 and is a .275 career hitter in 347 games in four professional seasons...has 57 home runs and 251 RBI...was named to post-season All-Star teams in the California League in 2014 and the Arizona League in 2012...was named the A's fifth best prospect by *Baseball America* following both the 2013 and 2014 seasons...played for the World Team in the 2014 Futures Game...tied for 13th in minor league baseball in 2014 in home runs (29) and tied for 15th in RBI (96)...played in the Midwest League All-Star Game in 2013.

2014 HIGHLIGHTS

Was named to the California League Postseason All-Star team after batting .279 with 29 home runs and 96 RBI in 124 games for Single-A Stockton...the home runs tied for fourth in the Cal League and tied for 13th in all of minor league baseball...the RBI also tied for fourth in the CL and tied for 15th in the minors...also ranked fourth in the CL in total bases (263), sixth in extra base hits (60), tied for seventh in hit by pitches (13), ninth in hits (142) and 10th in slugging (.517)...ranked second in the A's farm system in home runs, RBI, extra base hits and total bases, third in slugging, fourth in hits, sixth in runs (75) and tied for sixth in doubles (28)...hit .320 (40-for-125) against left-handed pitching compared to .266 (102-for-384) against right-handers...was batting .255 with nine home runs and 29 RBI in 60 games before the All-Star Break...then hit .301 with 20 home runs and 67 RBI in 64 games after the break...the 67 RBI were second most in the minors from June 19 through the end of the season to Dennis Raben of Inland Empire (70)...had a .311 batting average when leading off an inning...went 3-for-14 (.214) with the bases loaded but all three hits were grand slams...appeared exclusively at third base on defense...committed 15 errors in 88 games and 218 total chances for a .931 fielding percentage...also batted .319 with 10 home runs and 33 RBI in 36 games as the designated hitter...singled in his only pinch hitting appearance...batted clean up 84 times...also hit fifth 20 times, third 16 times, sixth three times and eighth once...was named the A's fifth best prospect by *Baseball America* following the season...batted .281 with four home runs and 22 RBI in 28 games for Aragua in the Venezuelan Winter League.

STOCKTON: Began the season with back-to-back multiple hit games (5-for-9, .556) but then went 16-for-81 (.198) over his next 19 games from April 5 to May 1...reached base safely via hit or walk in 22 consecutive games from May 1 to 24...batted .258 with a .333 on-base percentage during the streak...the streak included a season-best 15-game hitting streak from May 2 to 18 (19-for-64, .297)...was named CL Batter of the Week for the week of June 23-29 after going 14-for-31 (.452) with nine runs scored, four doubles, five home runs and nine RBI in six games...went 4-for-5 with three doubles June 23 at Lancaster and was a perfect 4-for-4 with a walk two days later against the JetHawks...had nine home runs and 22 RBI over a 14-game stretch from June 23 to July 7...connected for all three of his two-homer games over that span: June 25 at Lancaster, June 29 at Bakersfield and July 7 at San Jose...finished the month of June with a .368 batting average...then hit .301 with 10 home runs and 32 RBI in 26 games in July...tied for third in the minors in home runs in July and tied for fourth in RBI...belted for his first grand slam of the season July 7 at San Jose and drove in a season-high six runs...hit his second slam three days later at Modesto...played for the World Team in the Futures Game July 13 at Minnesota and went 1-for-2 as the starting third baseman...hit his third grand slam of the season Aug. 2 at San Jose and ended the day with five RBI...hit his 29th and final home run of the season Aug. 10 against Modesto...finished the season with a 19-game, 85-at bat homerless streak...had just nine RBI over that span while hitting .250 (21-for-84)...went 1-for-9 (.111) with a RBI in two postseason games for the Ports.

CAREER

2013—Batted .258 with 19 home runs and 85 RBI in 128 games with Single-A Beloit in his first full professional season...tied for fifth in the Midwest League in home runs and RBI, tied for sixth in strikeouts (136) and ranked eighth in total bases (215)...tied for sixth in the A's farm system in RBI, ranked seventh in home runs and total bases and eighth in hits (131)...led the Snappers in at bats (508) and ranked second in hits, total bases and strikeouts...hit .258 against left-handed pitching, .258 against right-handers...had a .278 batting average with 13 home runs and 48 RBI in 64 games before the All-Star Break...then hit .238 with six home runs and 37 RBI in 64 games after the break...batted .288 at home compared to .226 on the road...hit 10 of his 19 home runs with runners on base...appeared exclusively at third base on defense where he led Midwest League third baseman with 39 errors...batted clean-up a team-leading 101 times...also hit third 11 times, sixth 10 times and fifth six times...had his first of two 12-game hitting streaks from April 9 to 28...went 18-for-47 (.383) with five doubles, three home runs and 11 RBI during the streak...hit .310 overall in April...had season highs in runs (4), hits (3) and doubles (2) May 12 against Cedar Rapids...hit safely in 11 consecutive games from May 25 to June 3 (18-for-44, .409)...belted a grand slam and drove in a season-high four runs in the second game of a doubleheader June 9 at Burlington...matched his season-high with a 12-game hitting streak from June 14 to 29 (17-for-51, .333)...was named to the Midwest League Midseason All-Star Game and started at third base for the West squad...went 2-for-3...hit safely in 10 straight games from July 17 to 27 (13-for-43, .302), his fourth hitting streak of 10 or more games in 2013...hit two home runs and matched his season-high with four RBI July 24 against Kane County...went 3-for-17 (.177) with a home run and three RBI in five postseason games for the Snappers...was rated as the A's No. 5 prospect by *Baseball America* following the season.

2012—Was named to the Arizona League Postseason All-Star team in his first season in the United States after batting .325 with four home runs and 42 RBI in 42 games with the A's affiliate in the rookie league...tied for second in the league in RBI, ranked third in doubles (18), fifth in slugging (.50), tied for fifth in extra base hits (25), eighth in batting and 10th in on-base percentage (.403)...also tied for the league lead in grounded into double plays (7)...hit .333 against left-handed pitching compared to .323 with all four of his home runs against right-handers...batted .367 with runners in scoring position and .364 at home...appeared exclusively at third base on defense (30 games)...went 9-for-14 (.643) with six doubles, a triple, home run, six RBI over a three-game stretch from July 12-15...had three three-hit games including two three-double games over that stretch...had five RBI and was a double short of the cycle July 13 against the Diamondbacks...hit three of his four home runs over a five-game stretch from July 13 to 18...went 4-for-9 (.444) with two home runs and six RBI in two postseason games.

2011—Made his professional debut with the A's affiliate in the Dominican Summer League and batted .268 with five home runs and 28 RBI in 53 games...led the team in home runs and tied for the team-lead in RBI...hit .291 against right-handed pitching compared to .167 against left-handers...batted .309 on the road...appeared exclusively at third base on defense where he committed 30 errors in 53 games (.851 fielding percentage)...led DSL third basemen in errors...went 5-for-5 and scored four runs June 30 against the Brewers.

PERSONAL/MISCELLANEOUS

Renato Rafael Nuñez was originally signed by Julio Franco and Juan Carlos Villaneuva.

LIFETIME PLAYING RECORD

Year	Club	AVG.	G	AB	R	H	2B	3B	HR	RBI	SH	SF	HP	BB	SO	SB	CS	SLG	OBP	E
2011	DSL A's	.268	53	194	20	52	12	0	5	28	1	2	4	6	42	1	2	.407	.301	30
2012	AZL A's	.325	42	160	31	52	18	3	4	42	0	3	6	17	32	4	0	.550	.403	7
2013	Beloit	.258	128	508	69	131	27	0	19	85	1	3	5	28	136	2	2	.423	.301	39
2014	Stockton	.279	124	509	75	142	28	3	29	96	0	6	13	34	113	2	0	.517	.336	15
Minor League Totals		.275	347	1371	195	377	85	6	57	251	2	14	28	85	323	9	4	.470	.327	91

CAREER TRANSACTIONS

2010 — Signed by the Oakland Athletics organization as a non-drafted free agent, July 2.

**LEFT-HANDED PITCHER****Height/Weight:** 6-2 / 220**Bats/Throws:** Left / Left**Birthdate:** February 5, 1985**Opening Day Age:** 30**Birthplace/Resides:** Walla Walla, Washington / Walla Walla, Washington**Major League Service:** 7 years, 62 days**Obtained:** Signed as a free agent, January 22, 2014**Contract Status:** Second year of a two-year contract through 2015.**CAREER HIGHLIGHTS**

Is 21-9 with a 2.81 ERA in 394 appearances in nine seasons with Seattle (2006-08), Atlanta (2009-13) and Oakland (2014)...has posted a 1.54 ERA in 182 appearances over the last four seasons, which is the second lowest mark among Major League relievers with 150 or more innings pitched (Kimbrel, 1.51)...has not committed an error in 394 career games (56 total chances)...came back from May 21, 2013 "Tommy John" surgery and compiled a 2.25 ERA in 21 games with the A's in 2014...led Major League relievers with a 0.98 ERA in 2011...was claimed off waivers by Atlanta from Seattle following the 2008 season and his first full season in the majors was with the Braves in 2009...made his ML debut with Seattle in 2006, pitching in 78 games for the Mariners over three seasons.

2014 HIGHLIGHTS

Was 1-0 with a save and a 2.25 ERA in 21 games with the A's in his comeback from May 21, 2013 Tommy John surgery...struck out 15 and walked just four for a strikeout-to-walk ratio of 3.75...surrendered a career-high tying three home runs (also 2012)...allowed a .205 opponents batting average, including .186 (8-for-43) against right-handed hitters compared to .233 (7-for-30) against left-handers...did not allow an extra-base hit to a left-hander...righties slugged .419...has not allowed a home run to a left-handed hitter since Aug. 14, 2011 against Chicago-NL (Carlos Pena)...issued three of his four walks to lefties...his career splits are .202 (106-for-524) against left-handers, .265 (195-for-735) against right-handers...yielded a .107 batting average with runners on base compared to .267 with the bases empty...all three of the home runs he allowed were solo shots...opponents batted .067 with runners in scoring position and were 0-for-8 with RISP and two outs...has allowed a .162 (35-for-216) average with RISP over the last five years...allowed two runs over his first three games (6.00 ERA), none over a 12-game stretch from July 18 to August 25 (11.1 ip) and three over his final six appearances (4.76 ERA)...stranded all five of his inherited runners and has allowed just 50-of-220 (22.7%) inherited runners to score in his career...that is the eighth lowest percentage among relievers active in 2014 with 150 or more inherited runners...first batters faced were 2-for-19 (.105) with no extra base hits, a walk and sacrifice (.150 on-base percentage)...did not allow a run in 11 appearances in Oakland (9.1 ip) and held the opposition to a .118 batting average...had a 4.22 ERA and .282 opponents average in 10 games on the road...also did not surrender a run in six games during the day (6.0 ip)...has not allowed a run in his last 34 contests during the day (31.0 ip) dating back to Aug. 25, 2011...had a 1.35 ERA in seven appearances on one day rest, a 2.70 ERA in 14 games with two or more days rest...did not pitch on back-to-back days in 2014...allowed a .073 batting average with two strikes...opponents are 5-for-65 (.077) with two strikes over the last two years...did not yield a run in the seventh (3.0 ip) or eighth inning (4.2 ip)...did not commit an error in 21 games and has not made an error in 56 career total chances...his 394 games pitched are the most among active pitchers that have not made an error...tossed at least one inning in 17 of his 21 outings.

OAKLAND: Began the season on the 60-day disabled list as he continued his recovery from Tommy John surgery...started his rehab assignment with Single-A Stockton June 6 against High Desert (1.0 ip, 3 so)...was transferred to Triple-A Sacramento June 11 and had a loss and a 4.32 ERA in seven games with the River Cats...was reinstated from the DL July 3 and made his A's debut July 4 against Toronto (1.0 ip, 1 h)...it was his first Major League appearance since May 17, 2013 against Los Angeles (NL)...also tossed a scoreless inning July 6 against the Blue Jays before posting season highs in runs (2), hits (3) and strikeouts (2) July 9 at San Francisco...then had a season-high 11.1-inning scoreless streak from July 18 to Aug. 25...yielded just five hits over that stretch for a .128 opponents batting average...

was credited with his first win of the season July 18 against Baltimore to extend his winning streak to a career-high eight games dating back to Sept. 14, 2011...has not been charged with a loss since Aug. 14, 2011 against Chicago (NL)...tossed a season-high 1.1 innings in three consecutive outings: July 20 against Baltimore and July 25 and 27 at Texas...matched his season high with two strikeouts July 30 at Houston...posted a 1.42 ERA in eight appearances in August...was credited with the first and only save of his career Aug. 27 at Houston, despite allowing a solo home run to Chris Carter in the A's 5-4 win...that started a season-ending stretch where he allowed three runs over his final six games, all on solo home runs (4.76 ERA)...was charged with the blown save Sept. 8 at Chicago (AL) when he allowed the game-tying two-out home run in the bottom of the ninth to Flowers...made his final appearance of the season Sept. 20 against Philadelphia (0.2 ip, 1 so)...did not pitch in the A's final eight games.

CAREER

2013—Went 3-0 with a 2.50 ERA in 19 games in his final season with Atlanta in a season that ended in mid-May with an elbow injury...underwent “Tommy John” surgery on his left elbow May 21...allowed a .188 opponents batting average, including .143 by left-handed hitters compared to .209 by right-handers...yielded two home runs, both by righties...issued four of his five walks to righties...opponents went 1-for-14 (.071) with runners in scoring position...first batters faced were 2-for-16 (.125) with three walks (.263 on-base percentage)...allowed 2-of-6 (33.3%) inherited runners to score...did not allow a run in four day games (3.1 ip), had a 3.07 ERA in 15 appearances at night...compiled a 1.64 ERA in 11 games on the road compared to a 3.86 ERA in eight outings at home...tossed a season-high 1.0 inning in his first outing April 1...17 of his 19 appearances were exactly 1.0 innings...collected three wins over a six-game stretch from April 6 to 16...struck out a season-high two batters April 16 against Kansas City and April 29 against Washington...had a 1.54 ERA, .150 opponents batting average and no home runs allowed in 12 games and 11.2 innings in the month of April...then posted a 4.26 ERA, .250 opponents batting average and yielded two home runs in 6.1 innings in seven games in May...was placed on the disabled list May 18 with a strained left elbow...had “Tommy John” surgery on the elbow May 21 and missed the remainder of the season.

2012—Went 3-0 with a 1.73 ERA in 64 games with Atlanta...ranked third among National League relievers in ERA...allowed just 1-of-22 (4.5%) inherited runners to score, which was the best mark in the majors among pitchers with 20 or more inherited runners...using the same minimum, it matched the second best mark in Braves history...had a 2.87 ERA in 35 games before the All-Star Break...allowed just two runs, one earned, in 29 games and 26.0 innings after the break for a 0.35 ERA...allowed a .229 opponents batting average, including .113 against left-handed hitters compared to .291 against right-handers...did not allow an extra base hit to a lefty (righties slugged .403)...opponents hit .169 with runners in scoring position...did not allow a run in 19 games and 17.0 innings during the day, holding the opposition to a .155 batting average...had a 2.45 ERA and .259 opponents average in 45 appearances at night...compiled a 0.83 ERA in 35 games on the road compared to a 2.92 ERA in 29 appearances at home...lowered his ERA each month, posting a 4.91 ERA in April, 3.18 in May, 1.86 in June and 0.90 in July...did not allow an earned run in August (8.1 ip), September (9.2 ip) or October (1.0 ip)...first batters faced went 15-for-61 (.246) with three walks (.281 on-base percentage)...posted a 2.37 ERA in 44 games on two days rest or fewer, a 0.47 ERA in 20 games on three days rest or more...did not allow a run in 13 games against NL West competition (10.1 ip)...did not allow a run in his first two games, extending his scoreless streak to a career-high 21.1 innings dating back to Aug. 16, 2011...allowed 1-of-2 inherited runners to score in his second appearance of the season April 10 at Houston...then stranded each of his 20 inherited runners over his final 62 games...logged a 0.58 ERA over his final 52 contests...allowed his final earned run of the season in his first game after the All-Star Break July 13 against New York (NL)...finished the season with a 28-game, 25.0-inning streak without an earned run...surrendered his final run of the season Aug. 22 at Washington...finished the year with a 14-game, 12.2 inning scoreless streak...made one postseason appearance in the Wild Card Game against St. Louis Oct. 5 (1.0 ip, 2 h).

2011—Was 2-4 with a 0.98 ERA in a career-high tying 78 relief appearances with Atlanta...led all Major League relievers in ERA...it was the lowest ERA by a National League reliever since the Braves' Chris Hammond posted a 0.95 ERA in 2002...at the time it was the lowest in ML history by a pitcher with 70 or more games pitched (Fernando Rodney had a 0.60 ERA in 76 games for Tampa Bay in 2012)...tied for fifth in the NL in games pitched...yielded just two home runs in 73.2 innings and his average of 0.24 home runs per nine innings was 10th best among NL relievers...had eight intentional walks, which tied

for third most among all NL pitchers...struck out a career-high 67 batters...allowed a .221 opponents batting average, including .195 by left-handed hitters compared to .233 by right-handers...issued 19 of his 21 walks to righties...yielded a .182 average with runners in scoring position...allowed 9-of-31 (29.0%) inherited runners to score...first batters faced went 18-for-73 (.247) with three walks (.282 on-base percentage)...had a 0.47 ERA in 62 games on two days rest or fewer, a 2.81 ERA in 16 appearances on three days rest or more...did not allow a run in five interleague appearances (5.1 ip, 2 h, 2 bb, 4 so)...had a 1.65 ERA over his first 29 games through June 1...then went 26 consecutive games without allowing an earned run from June 7 to Aug. 3 (23.1 ip)...that included a 17.1 inning scoreless streak from June 7 to July 18...did not allow an earned run in 14 appearances in July (12.0 ip) and held opponents to a .186 batting average...had a 0.89 ERA before surrendering three runs over a three-game stretch from Aug. 7 to 14 (8.10 ERA)...would not allow a run over his final 20 games, finishing the season with a 19.2 inning scoreless streak...did not allow a run in 14 games in September (14.0 ip, 11 h, 1 bb, 9 so).

2010—Appeared in 56 games with Atlanta and was 3-2 with a 2.45 ERA...surrendered just two home runs in 44.0 innings...allowed a .230 opponents batting average, including .229 against right-handed hitters compared to .231 against left-handers...issued 13 of his 18 walks to righties...yielded a .177 batting average with runners in scoring position...first batters faced went 12-for-51 (.235) with four walks (.291 on-base percentage)...allowed 10-of-38 (26.3%) inherited runners to score...logged a 1.93 ERA in 17 outings on no days rest, a 2.70 ERA in 39 appearances on one day of rest or more...tossed a season-high 1.2 scoreless innings in his first outing of the season April 8 against Chicago (NL)...struck out a season-high three batters and matched his high for innings pitched April 16 against Colorado...had a 0.93 ERA over his first 11 appearances through May 1...then allowed six runs in 10.2 innings over his next 13 games from May 4 to 28 (4.22 ERA)...compiled a 1.64 ERA over a 17-game stretch from May 30 to July 9...that gave him a 2.30 ERA and .221 opponents batting average over his first 41 appearances...was placed on the 15-day disabled list July 10 with mononucleosis...was sent to Triple-A Gwinnett Aug. 13 on a rehab assignment and did not allow a run in three appearances...was reinstated from the DL Aug. 20 and posted a 2.84 ERA and .250 opponents batting average over his final 15 games.

2009—Spent his first full season in the majors and went 2-1 with a 3.04 ERA in a career-high 78 relief appearances with Atlanta...tied for seventh in the National League in games pitched...allowed 8-of-45 (17.8%) inherited runners to score, which was the eighth lowest percentage in the NL...surrendered just two home runs in 56.1 innings...yielded a .248 opponents batting average including .215 by left-handed hitters compared to .282 by right-handers...both of his home runs were hit by lefties...first batters faced hit .230...issued just two first-batter walks...had a 5.71 ERA in 27 games on no days rest, a 1.85 ERA in his other 51 appearances...compiled a 2.18 ERA in 44 games at home compared to 4.23 on the road...tossed fewer than one inning in 47 of his 78 appearances and had a 7.40 ERA in those contests...had a 0.50 ERA in 31 games with one inning pitched or more and did not allow a run in 29 of those appearances...had a 12.0-inning scoreless streak from April 14 to May 15...opponents went 5-for-37 (.135) over that span and he did not walk a batter...walked a career-high three batters in 0.1 innings July 25 at Milwaukee...logged a 1.93 ERA in 11 games in September.

2008—Made his first career Opening Day roster with Seattle...was 0-1 with a 20.25 ERA and .457 opponents batting average in seven games before he was optioned to Double-A West Tennessee April 14...surrendered at least one run in six of his seven appearances, including a career-high six on a career-high eight hits in 2.2 innings in his final outing April 13 against Los Angeles (AL)...allowed 4-of-5 (80.0%) inherited runners to score...appeared in one game with West Tenn April 16 at Mobile (2.0 ip, 1 h, 2 so)...was moved to Triple-A Tacoma April 20 and went 1-0 with two saves and a 4.96 ERA in 14 relief appearances with the Rainiers...allowed a .333 opponents batting average, including .269 against left-handed hitters...yielded a .185 average with runners in scoring position...allowed 3-of-12 (25.0%) inherited runners to score...was placed on the disabled list June 11 with a lower back strain and missed the remainder of the season.

2007—Started the year at Triple-A Tacoma and recorded three saves and a 1.13 ERA in six games before he was promoted to Seattle April 20...spent the remainder of the season with the Mariners, going 7-1 with a 4.47 ERA in 56 relief appearances...surrendered just one home run in 52.1 innings...limited opponents to a .232 average, including .183 against lefties...yielded only one extra base hit to a left-handed batter...allowed 13-of-56 (23.2%) inherited runners to score...compiled a 2.08 ERA and .194 opponents batting average in 27 games before the All-Star Break...then logged a 7.77 ERA and .279 average in 29

games after the break...tied for the American League lead among rookie relief pitchers in wins...had a seven-game winning streak from May 4 to Aug. 1, becoming the first Mariners pitcher to start off his career with a 7-0 record...notched first career ML win May 4 at New York (NL), allowing one run on four hits in 2.1 innings.

2006—Began the season at Single-A, but finished the season in the majors...was selected by Seattle Aug. 16 and compiled a 4.09 ERA in 15 relief appearances in his Major League debut...allowed a .360 opponents batting average but held left-handed hitters to a mark of .238...made his debut Aug. 16 at Oakland (0.2 ip, 1 h, 1 bb, 1 so)...began the season at Single-A Inland Empire, was promoted to Double-A San Antonio May 27 and Triple-A Tacoma Aug. 8...combined to go 3-3 with eight saves and a 2.01 ERA in 43 relief appearances in the minors...was on the disabled list from April 8 to 14 with a swollen left bicep.

2005—Spent his second consecutive season with Single-A Wisconsin, appearing in 45 games in relief...went 4-4 with 13 saves and a 3.75 ERA...picked up first career save April 7...did not allow an earned run in 17 of his last 19 games, going 3-2 with seven saves and a 0.96 ERA from July 11 to Sept. 4...named Wisconsin's Most Valuable Pitcher by the Seattle Mariners.

2004—Spent season at Single-A Wisconsin, going 3-3 with a 6.12 ERA in 12 game, 10 starts...was placed on the disabled list June 11 with a muscle strain in his lower back and missed the remainder of the season.

2003—Began professional career with the Mariners affiliate in the Arizona Rookie League, appearing in 13 games, including one start...went 3-0 with a 1.19 ERA and 18 strikeouts in 12 relief appearances...recorded first career win July 9, throwing 1.1 scoreless innings of relief...promoted to Everett Aug. 26...named the AZL Mariners Most Valuable Pitcher by Seattle.

PERSONAL/MISCELLANEOUS

Eric George O'Flaherty was originally signed by Mariners scout Phil Geisler...graduated from Walla Walla (WA) High School...named 2003 Pitcher of the Year in the Big Nine Conference his senior season after going 5-2 with a 1.99 ERA and 83 strikeouts...named Walla Walla High School's 2003 Pitcher and Player of the Year.

LIFETIME PITCHING RECORD

Year	Club	W	L	ERA	G	GS	CG	SHO	SV	IP	H	R	ER	HR	HB	BB	IBB	SO	WP	BK
2003	AZL Mariners	3	0	1.95	13	1	0	0	0	27.2	17	10	6	1	2	7	1	20	0	0
	Everett	1	0	3.38	3	1	0	0	0	10.2	8	5	4	1	2	3	0	7	1	0
2004	Wisconsin	3	3	6.12	12	10	0	0	0	57.1	83	43	39	3	3	23	1	38	12	0
2005	Wisconsin	4	4	3.75	45	0	0	0	13	69.2	73	35	29	2	3	30	1	51	7	1
2006	Inland Empire	0	1	3.45	16	0	0	0	1	28.2	31	11	11	1	3	6	0	33	0	0
	San Antonio	2	2	1.14	25	0	0	0	7	39.1	45	10	5	0	4	15	1	36	0	2
2006	Tacoma	1	0	0.00	2	0	0	0	0	3.2	3	0	0	0	0	1	0	4	0	0
	SEATTLE	0	0	4.09	15	0	0	0	0	11.0	18	9	5	2	0	6	3	6	2	0
	SEATTLE	0	0	1.13	6	0	0	0	3	8.0	5	1	1	0	1	4	0	8	1	0
2007	Tacoma	0	0	1.13	6	0	0	0	3	8.0	5	1	1	0	1	4	0	8	1	0
	SEATTLE	7	1	4.47	56	0	0	0	0	52.1	45	26	26	1	5	20	1	36	4	1
	SEATTLE	0	1	20.25	7	0	0	0	0	6.2	16	15	15	2	2	4	2	4	0	0
2008	West Tennessee	0	0	0.00	1	0	0	0	0	2.0	1	0	0	0	0	0	0	2	0	0
	Tacoma	1	0	4.96	14	0	0	0	2	16.1	23	9	9	1	0	9	0	19	2	0
	ATLANTA	2	1	3.04	78	0	0	0	0	56.1	52	23	19	2	6	18	4	39	2	0
2010	ATLANTA	3	2	2.45	56	0	0	0	0	44.0	37	14	12	2	1	18	2	36	3	0
	Gwinnett	0	0	0.00	3	0	0	0	0	4.0	1	0	0	0	0	1	0	5	0	0
2011	ATLANTA	2	4	0.98	78	0	0	0	0	73.2	59	9	8	2	3	21	8	67	1	0
2012	ATLANTA	3	0	1.73	64	0	0	0	0	57.1	47	14	11	3	2	19	2	46	1	0
2013	ATLANTA	3	0	2.50	19	0	0	0	0	18.0	12	5	5	2	0	5	1	11	0	0
2014	Stockton	1	0	0.00	1	0	0	0	0	1.0	0	0	0	0	0	0	0	3	0	0
	Sacramento	0	1	4.32	7	1	0	0	0	8.1	6	4	4	1	0	3	0	5	3	0
	OAKLAND	1	0	2.25	21	0	0	0	1	20.0	15	5	5	3	2	4	0	15	3	0
AL Totals		8	2	5.10	99	0	0	0	1	90.0	94	55	51	8	9	34	6	61	9	1
NL Totals		13	7	1.99	295	0	0	0	0	249.1	207	65	55	11	12	81	17	199	7	0
ML Totals		21	9	2.81	394	0	0	0	1	339.1	301	120	106	19	21	115	23	260	16	1

CAREER TRANSACTIONS

2003 — Selected by the Seattle Mariners in the 6th round of the First-Year Player Draft. **2008** — Claimed off waivers by the Atlanta Braves, November 20. **2010** — On the disabled list, July 10 to August 19; included rehabilitation assignment to Gwinnett, August 13 to 18. **2013** — On the disabled list, May 18 to October 30. Elected free agency, October 31. **2014** — Signed by the Oakland Athletics, January 22. On the disabled list, February 17 to July 2; included rehabilitation assignments to Stockton, June 6 to 10, and Sacramento, June 11 to July 2.

WILD CARD RECORD

Year	Club/Opp.	W	L	ERA	G	GS	CG	SHO	SV	IP	H	R	ER	HR	HB	BB	IBB	SO	WP	BK
2012	ATL vs. STL	0	0	0.00	1	0	0	0	0	1.0	2	0	0	0	0	0	0	0	0	0

VS. THE AMERICAN LEAGUE

2014		CAREER												
ERA	W	L	S	G	IP	ER	vs. TEAM	ERA	W	L	S	G	IP	ER
0.00	1	0	0	2	2.1	0	Baltimore	9.90	1	2	0	13	10.0	11
—	0	0	0	0.0	0	0	Boston	1.59	1	0	0	10	5.2	1
9.00	0	0	0	1	1.0	1	Chicago	4.50	0	0	0	5	6.0	3
—	0	0	0	0	0.0	0	Cleveland	3.86	0	1	0	4	2.1	1
—	0	0	0	0	0.0	0	Detroit	0.00	0	0	0	7	4.2	0
3.00	0	0	1	3	3.0	1	Houston	1.23	0	0	1	15	14.2	2
0.00	0	0	0	1	0.2	0	Kansas City	4.26	1	0	0	8	6.1	3
—	0	0	0	0	0.0	0	Los Angeles	6.17	1	0	0	12	11.2	8
0.00	0	0	0	1	1.0	0	Minnesota	0.00	0	0	0	2	1.1	0
—	0	0	0	0	0.0	0	New York	3.46	1	0	0	10	13.0	5
—	0	0	0	0	0.0	0	Oakland	8.22	1	0	0	10	7.2	7
4.50	0	0	0	2	2.0	1	Seattle	2.25	0	0	0	4	4.0	1
0.00	0	0	0	1	0.1	0	Tampa Bay	9.00	0	0	0	7	5.0	5
0.00	0	0	0	3	3.2	0	Texas	5.25	0	0	0	12	12.0	7
0.00	0	0	0	2	2.0	0	Toronto	2.45	0	0	0	8	7.1	2

VS. THE NATIONAL LEAGUE

2014		CAREER												
ERA	W	L	S	G	IP	ER	vs. TEAM	ERA	W	L	S	G	IP	ER
—	0	0	0	0	0.0	0	Arizona	0.00	0	0	0	12	9.2	0
0.00	0	0	0	2	2.0	0	Atlanta	0.00	0	0	0	2	2.0	0
—	0	0	0	0	0.0	0	Chicago	2.08	2	1	0	12	13.0	3
—	0	0	0	0	0.0	0	Cincinnati	0.96	1	0	0	11	9.1	1
—	0	0	0	0	0.0	0	Colorado	1.08	1	1	0	22	16.2	2
—	0	0	0	0	0.0	0	Los Angeles	0.79	1	0	0	15	11.1	1
—	0	0	0	0	0.0	0	Miami	1.82	1	2	0	31	24.2	5
—	0	0	0	0	0.0	0	Milwaukee	7.00	1	0	0	11	9.0	7
0.00	0	0	0	1	0.1	0	New York	1.69	2	0	0	32	26.2	5
0.00	0	0	0	1	0.2	0	Philadelphia	1.80	1	1	0	37	35.0	7
—	0	0	0	0	0.0	0	Pittsburgh	4.09	0	0	0	14	11.0	5
—	0	0	0	0	0.0	0	St. Louis	0.00	0	0	0	10	9.2	0
—	0	0	0	0	0.0	0	San Diego	6.75	1	0	0	11	6.2	5
18.00	0	0	0	1	1.0	2	San Francisco	2.84	1	0	0	14	12.2	4
—	0	0	0	0	0.0	0	Washington	1.48	3	1	0	33	30.1	5

MONTHLY BREAKDOWN

2014		CAREER												
ERA	W	L	S	G	IP	ER	by MONTH	ERA	W	L	S	G	IP	ER
—	0	0	0	0	0.0	0	March	4.50	0	0	0	2	2.0	1
—	0	0	0	0	0.0	0	April	4.25	6	2	0	60	55.0	26
—	0	0	0	0	0.0	0	May	2.84	2	2	0	73	66.2	21
—	0	0	0	0	0.0	0	June	2.36	5	1	0	67	53.1	14
2.00	1	0	0	8	9.0	2	July	2.14	4	1	0	56	46.1	11
1.42	0	0	1	8	6.1	1	August	2.38	1	2	1	62	56.2	15
3.86	0	0	0	5	4.2	2	September	2.88	3	1	0	71	56.1	18
—	0	0	0	0	0.0	0	October	0.00	0	0	0	3	3.0	0

PITCHING BREAKDOWN

2014		CAREER												
ERA	W	L	S	G	IP	ER	by CATEGORY	ERA	W	L	S	G	IP	ER
0.00	1	0	0	11	9.1	0	Home	3.02	11	3	0	198	169.2	57
4.22	0	0	1	10	10.2	5	Away	2.60	10	6	1	196	169.2	49
0.00	0	0	0	6	6.0	0	Day	2.43	7	3	0	115	100.0	27
3.21	1	0	1	15	14.0	5	Night	2.97	14	6	1	279	239.1	79
6.00	0	0	0	3	3.0	2	Pre-ASG	2.95	15	5	0	224	195.0	64
1.59	1	0	1	18	17.0	3	Post-ASG	2.62	6	4	1	170	144.1	42
—	0	0	0	0	0.0	0	Starter	—	0	0	0	0	0.0	0
2.25	1	0	1	21	20.0	5	Reliever	2.81	21	9	1	394	339.1	106

BALLPARK BREAKDOWN


	ERA	W	L	S	G	IP	ER
Angel Stadium of Anaheim	0.00	0	0	0	5	5.0	0
AT&T Park	4.70	1	0	0	8	7.2	4
Busch Stadium	0.00	0	0	0	3	3.2	0
Camden Yards	11.57	0	2	0	6	4.2	6
Chase Field	0.00	0	0	0	6	5.0	0
Citi Field	2.00	1	0	0	12	9.0	2
Citizens Bank Park	0.92	1	0	0	21	19.2	2
Comerica Park	0.00	0	0	0	2	2.2	0
Coors Field	0.00	0	1	0	14	10.1	0
Dodger Stadium	0.00	1	0	0	9	6.0	0
Fenway Park	0.00	0	0	0	3	2.0	0
Globe Life Park in Arlington	3.00	0	0	0	5	6.0	2
Great American Ball Park	1.42	0	0	0	7	6.1	1
Kauffman Stadium	27.00	0	0	0	2	0.2	2
Marlins Park	3.00	0	0	0	6	6.0	2
Miller Park	8.10	0	0	0	4	3.1	3
Minute Maid Park	2.00	0	0	1	10	9.0	2
Nationals Park	1.93	2	1	0	15	14.0	3
O.co Coliseum	2.08	2	0	0	16	13.0	3
Old Yankee Stadium	5.40	1	0	0	4	3.1	2
PETCO Park	4.91	1	0	0	6	3.2	2
PNC Park	3.18	0	0	0	7	5.2	2
Progressive Field	4.50	0	1	0	3	2.0	1
Rogers Centre	0.00	0	0	0	1	1.0	0
Safeco Field	6.41	3	0	0	43	39.1	28
Sun Life Stadium	1.17	0	1	0	10	7.2	1
Target Field	0.00	0	0	0	1	0.1	0
Tropicana Field	12.00	0	0	0	4	3.0	4
Turner Field	2.14	7	3	0	149	126.0	30
U.S. Cellular Field	6.23	0	0	0	4	4.1	3
Wrigley Field	1.29	1	0	0	6	7.0	1
Yankee Stadium	0.00	0	0	0	2	2.0	0

FIELDING STATISTICS

Pitcher	Year	Pct.	G	PO	A	E	TC	DP
	2006	1.000	15	1	1	0	2	0
	2007	1.000	56	0	10	0	10	2
	2008	1.000	7	0	4	0	4	0
	2009	1.000	78	0	5	0	5	0
	2010	1.000	56	1	5	0	6	0
	2011	1.000	78	3	13	0	16	0
	2012	1.000	64	1	6	0	7	0
	2013	1.000	19	0	5	0	5	0
	2014	1.000	21	0	1	0	1	0
Totals		1.000	394	6	50	0	56	2

O'FLAHERTY'S CAREER BESTS

Low Hit Complete Game: None
Innings Pitched: 4.2, May 12, 2007 vs. New York (AL)
Strikeouts: 4 (twice), last: May 13, 2012 at St. Louis
Pitches: 61, April 13, 2008 vs. Los Angeles
Longest Winning Streak: 8, September 14, 2011 to present
Longest Losing Streak: 3, May 13 to August 14, 2011
Longest Scoreless Streak: 21.1, August 16, 2011 to April 10, 2012

**INFIELDER****Height/Weight:** 6-5 / 230**Bats/Throws:** Left / Right**Birthdate:** March 29, 1994**Opening Day Age:** 21**Birthplace/Resides:** Atlanta, Georgia / Lilburn, Florida**Major League Service:** None**Obtained:** Selected as a compensation pick following the 1st round of the 2012 First-Year Player Draft**Contract Status:** First year of a one-year contract through 2015**NON-ROSTER INVITEE****CAREER HIGHLIGHTS**

Was selected by the A's following the first round of the 2012 First-Year Player Draft as compensation for the loss of free agent David DeJesus...is a .250 hitter with 69 home runs and 235 RBI in 322 games in three professional seasons...has walked 208 times to fuel a .365 on-base percentage...was a *Baseball America* Minor League All-Star in 2014 after leading the minors in walks (117) and ranking third in home runs (37)...played for Mesa in the Arizona Fall League in 2014...was rated as the A's No. 3 prospect by *Baseball America* prior to the 2015 season and No. 10 prior to 2013.

2014 HIGHLIGHTS

Was named to the California League Postseason All-Star Team after batting .262 with 37 home runs and 98 RBI in 138 games...added 117 walks for a .404 on-base percentage...the walks were the most in all of the minor leagues and the home runs were third best behind Kris Bryant (43) and Joey Gallo (42)...also ranked third in the minors in runs (111), fifth in total bases (278) and tied for sixth in extra base hits (69)...was named to the *Baseball America* Minor League All-Star Team...led the Cal League in home runs, runs, walks, extra base hits and total bases, tied for the lead in games, ranked third in RBI and on-base percentage, sixth in slugging percentage (.543), tied for sixth in strikeouts (137) and 10th in doubles (31)...topped the A's farm system in home runs, RBI, runs, walks, extra base hits, total bases and slugging percentage, ranked second in on-base percentage, fifth in doubles and sixth in hits (134)...his 37 home runs were third best by an A's farmhand since the club moved to Oakland in 1968...fell two short of the record of 39 set by Adam Piatt in 1999 and matched by Chris Carter in 2008...was batting .233 with 15 home runs and 36 RBI in 68 games at the All-Star Break...then hit .288 with 22 home runs and 61 RBI in 70 games after the break...batted .265 (101-for-381) with 30 of his 37 home runs against right-handed pitching compared to .252 (33-for-131) against left-handers...16 of his 37 home runs came with runners on base...had a .318 batting average and .421 on-base percentage when leading off an inning...hit .262 at home, .262 on the road...batted .239 with runners in scoring position...appeared in 107 games at first base, eight in right field and one in left field...led CL first basemen in fielding percentage (.993)...also hit .198 in 22 games as the designated hitter...batted third in the order 90 times...hit .301 with nine home runs and 19 RBI in 22 games batting clean-up.

STOCKTON: Had his first of two four-strikeout games April 17 at Inland Empire (also May 30 against Modesto)...was batting .198 with a .345 on-base percentage over his first 32 games through May 7...then reached base safely in 21 consecutive games from May 8 to 29...hit .296 with a .436 on-base percentage during the streak...had his first of four two-homer games May 13 against San Jose...had three two-homer games over a nine-game stretch from June 19 to 27...was 14-for-36 (.389) with 14 runs, three doubles, eight home runs and 15 RBI over that span...went 5-for-6 with a double, two home runs and five RBI June 19 against Bakersfield...one of the home runs was a grand slam...added two more two-homer games in June on the 22nd against Bakersfield and the 26th at Bakersfield...hit 10 home runs in June, which tied for second most in the minors...added six doubles for a .726 slugging percentage...batted .318 with 38 runs, 13 doubles, nine home runs and 30 RBI over his final 38 games beginning July 24...had a season-best nine-game hitting streak from July 30 to Aug. 7...went 16-for-36 (.444) with 14 runs scored, four doubles, three home runs and eight RBI...walked a season-high four times Aug. 29 at Modesto...posted single-month bests in batting (.313) and RBI (25) in August...went 3-for-7 (.429) with two doubles, two walks and a RBI in two postseason games for Stockton...then played for Mesa in the Arizona Fall League following the season and hit .257 with four home runs and eight RBI in 11

games...added 10 walks for a .435 on-base percentage...was named to the AFL Top Prospects Team at first base and played in the AFL Fall Stars Game...was rated by *Baseball America* as the No. 3 prospect in the A's farm system.

CAREER

2013—Spent the entire season at Single-A Beloit where he hit .225 with 23 home runs and 93 RBI in 134 games...added 72 walks for a .326 on-base percentage...ranked second in the Midwest League in home runs and RBI, third in extra base hits (55), fifth in walks and tied for 10th in doubles (32)...also tied for the league lead in games and ranked second in strikeouts (148)...was named to ML Midseason All-Star Team...ranked second in the A's farm system in home runs, RBI and extra base hits, tied for fourth in doubles, seventh in walks and ninth in total bases (209)...hit .241 against right-handed pitching compared to .180 against left-handers...batted .195 with the bases empty, .259 with runners on base...had a .287 average with runners in scoring position, including .373 with RISP and two outs...appeared in 127 games at first base and was named the best defensive first baseman in the ML by *Baseball America*...led league first baseman in games, total chances (1220), putouts (1109) and assists (102) and tied for the lead in double plays (97)...committed nine errors for a .993 fielding percentage...also hit .200 in seven games at designated hitter...saw his most playing time with 87 games batting fifth in the order...also hit sixth (25), fourth (17), seventh (4) and third (1)...hit .164 over his first 15 games...then batted .429 with four home runs and 16 RBI over a 16-game stretch from April 25 to May 10 to boost his average to .297...followed that by hitting .189 over 45-games from May 11 to June 28...hit safely in a season-high nine consecutive contests from June 29 to July 7...went 11-for-28 (.393) with two home runs and nine RBI during the hitting streak...hit .128 over a 33-game stretch from July 8 to Aug. 15...went 6-for-35 (.171) with 21 strikeouts over a nine-game stretch from Aug. 8 to 18...had his first of two two-homer games Aug. 11 at Burlington...added a season-high four RBI...was named Midwest League Player of the Week for the week of Aug. 19-25 after going 11-for-29 (.379) with eight runs scored, five doubles, five home runs, 12 RBI and four multiple hit games in seven games...started the week by matching his season high with three hits Aug. 19 against Wisconsin...homed and collected three RBI in three consecutive games from Aug. 19 to 21...had his second two-homer game of the season Aug. 21 at Kane County...finished August with 10 home runs and 30 RBI in 28 games...tied for second in all of minor league baseball in home runs in August...went 1-for-16 (.063) with a double, RBI and four walks in five postseason games for the Snappers.

2012—Began his professional career with the A's affiliate in the Arizona Rookie League and hit .282 with eight home runs and 41 RBI in 46 games before he was promoted to Short Season Single-A Vermont Sept. 1...went 3-for-11 (.273) with a home run and four RBI in four games with the Lake Monsters and batted .282 with nine home runs and 45 RBI in 50 games overall...ranked second in the Arizona League in home runs and fourth in doubles (16) and RBI...hit .283 with eight of his nine home runs and 36 of his 45 RBI against right-handed pitching compared to .278 against left-handers...had a .308 average with runners in scoring position and two outs...appeared in 40 games at first base and one at catcher...also batted .344 in eight games as the designated hitter and was 1-for-2 with a home run and three RBI as a pinch hitter...saw his most action with 41 games batting fourth in the order...went 4-for-5 with two doubles, a home run, four RBI and four runs scored in his professional debut June 24 at the Indians...homed in each of his first two games...hit safely and drove in a run in each of his first five contests, going 9-for-20 (.450) with three home runs and 10 RBI...batted .329 with 10 doubles, three home runs and 22 RBI over his first 19 games...had a season-best 10-game hitting streak from Aug. 12 to 25...went 14-for-39 (.359) with three home runs and 12 RBI during the streak...homed in his first game with Vermont Sept. 2 against Tri-City...was named the A's No. 10 prospect by *Baseball America* following the season.

PERSONAL/MISCELLANEOUS

Matthew Kent Olson was originally signed by A's scout Matt Ranson...graduated from Parkview High (GA) School in 2012...was drafted 47th overall as compensation for the loss of free agent David DeJesus.

LIFETIME PLAYING RECORD

Year	Club	AVG.	G	AB	R	H	2B	3B	HR	RBI	SH	SF	HP	BB	SO	SB	CS	SLG	OBP	E
2012	AZL A's	.282	46	177	29	50	16	1	8	41	0	2	2	16	46	0	0	.520	.345	3
	Vermont	.273	4	11	3	3	0	0	1	4	0	1	1	3	4	0	0	.545	.438	0
2013	Beloit	.225	134	481	69	108	32	0	23	93	0	3	2	72	148	4	3	.435	.326	9
2014	Stockton	.262	138	512	111	134	31	1	37	97	0	0	5	117	137	2	0	.543	.404	7
Minor League Totals		.250	322	1181	212	295	79	2	69	235	0	6	10	208	335	6	3	.495	.365	19

CAREER TRANSACTIONS

2012 — Selected by the Oakland Athletics organization as a compensation pick (47th selection overall) following the 1st round of the First-Year Player Draft.

A'S CONTRACT STATUS

Through 2015 (37): LHP Fernando Abad, RHP Raul Alcantara, RHP R.J. Alvarez, RHP Chris Bassitt, OF Billy Burns, IF Mark Canha, RHP Jesse Chavez, RHP Tyler Clippard, RHP Ryan Cook, IF Ike Davis, LHP Eury De La Rosa, IF Nate Freiman, OF Sam Fuld, OF Craig Gentry, RHP Kendall Graveman, RHP Sonny Gray, RHP A.J. Griffin, RHP Jesse Hahn, LHP Scott Kazmir, IF Tyler Ladendorf, IF Brett Lawrie, RHP Arnold Leon, LHP Sean Nolin, IF Renato Nuñez, LHP Eric O'Flaherty, RHP Dan Otero, RHP Jarrod Parker, C Josh Phegley, LHP Drew Pomeranz, IF Rangel Ravelo, OF Josh Reddick, RHP Evan Scribner, IF Marcus Semien, IF Eric Sogard, RHP Taylor Thompson, C Stephen Vogt, IF Ben Zobrist

Through 2016 (1): OF Coco Crisp (includes vesting option for 2017)

Through 2017 (1): IF Billy Butler

Through 2018 (1): LHP Sean Doolittle (includes club options for 2019 and 2020)

**RIGHT-HANDED PITCHER****Height/Weight:** 6-3 / 214**Bats/Throws:** Right / Right**Birthdate:** February 19, 1985**Opening Day Age:** 30**Birthplace/Resides:** Miami, Florida / Scottsdale, Arizona**Major League Service:** 1 year, 169 days**Obtained:** Claimed off waivers from New York (AL), March 29, 2013**Contract Status:** First year of a one-year contract through 2015**CAREER HIGHLIGHTS**

Is 10-2 with a 2.35 ERA in 117 games in three seasons with San Francisco (2012) and Oakland (2013-14)...has a 2.01 ERA in 105 games in his two seasons with the A's...including a 1.38 ERA in 33 games as a rookie in 2013...posted a 5.84 ERA in 12 relief appearances in his Major League debut with San Francisco in 2012...is 16-13 with 101 saves and a 2.02 ERA (68 er in 302.2 ip) in 259 career minor league appearances...has yielded just 12 home runs, an average of 0.36 per nine innings...has walked just 39 (1.16 per nine innings)...was originally drafted by the Giants in the 21st round of the 2007 First-Year Player draft...was named to the Northwest League postseason All-Star team in his first season at Salem-Keizer after leading the league with 19 saves...ranked second in all of Minor League Baseball with 34 saves in 2008...converted each of his 15 save opportunities with Sacramento in 2013.

2014 HIGHLIGHTS

Spent nearly the entire season with the A's and compiled an 8-2 record with a save and a 2.28 ERA in 72 relief appearances...had a three-day stay at Sacramento from Aug. 21-23 but did not pitch...the games pitched tied for the team lead and tied for 10th in the American League...led AL relievers in batters faced (349), ranked second in innings pitched (86.2) and eighth in fewest walks per nine innings (1.56)...the batters faced and innings pitched were the most by an A's reliever since Justin Duchscherer in 2004 (398 bfp, 96.1 ip)...also led AL relievers in most hits (80), tied for second in wins, ranked fifth in fewest pitches per inning (14.0) and tied for sixth in opponents grounded into double plays (10)...the wins were the most by an A's reliever since 2003 (Foulke 9, Rincon 8)...now has a 10-2 record in his career...walked 15 batters, but seven of those were intentional...the intentional walks tied for the most among all AL pitchers...struck out just 45 batters and his average of 4.67 strikeouts per nine innings was the lowest among AL relievers and second lowest in the majors (Hale, ATL 3.64)...surrendered four home runs, the first home runs he allowed in his career...allowed a .247 opponents batting average, including .219 (41-for-187) against right-handed hitters compared to .285 (39-for-137) against left-handers...surrendered three of his four home runs to righties...all four came with two outs...opponents batted .219 with runners in scoring position, including .186 with RISP and two outs...had a .232 opponents average over his first 15 pitches in a game, .282 from pitches 16-30 and .308 after that...inherited 55 runners, which was fourth most in the AL...allowed 19 of those to score (34.5%)...has allowed 26-of-74 (35.1%) inherited runners to score in his two seasons with Oakland...first batters faced hit .212...issued just one first-batter walk and it was intentional (.229 on-base percentage)...has walked just two first batters faced in his 117 career games pitched...had a 1.21 ERA in 21 outings on no days rest, a 2.66 ERA in his other 51 appearances...now has a 0.94 ERA (3 er in 28.2 ip) in 30 outings on no days rest in his two seasons with the A's...compiled a 1.41 ERA from the eighth inning on...logged a 1.71 ERA in 34 games against AL West competition...did not allow a run in nine games against Los Angeles (9.2 ip) and has not allowed a run in 12 career appearances against the Angels (15.2 ip)...did not commit an error in 29 total chances and has not made an error in 117 career games and 40 total chances...tossed more than one inning in 29 of his 72 appearances.

OAKLAND: Was on an Opening Day roster for the second time in his career (2012 with San Francisco)...allowed a run in his first outing of the season in the day game of the day/night doubleheader against Cleveland April 2...then had a 10.2-inning scoreless streak from April 7 to 25...walked a career-high tying two batters April 9 at Minnesota but tossed 2.2 scoreless innings for the win...also picked up the win in his next outing April 13 at Seattle...surrendered the first home run of his career April 27 at Houston, a two-run shot by Altuve...it snapped a career-opening 55-game, 63.2-inning, 269-batter ho-

merless streak...allowed just two runs in 11 games in April for a 1.42 ERA...then surrendered a season-high three-runs in 0.1 innings May 2 at Boston...followed that with a career-high 16.0 inning scoreless streak from May 3 to 22...had six outings of two or more innings over that nine-game stretch...tossed a career-high 3.2 scoreless innings May 17 at Cleveland...was credited with his fourth win of the season in that game to extend his career-opening winning streak to six games...was charged with the first loss of his career May 22 at Tampa Bay when he allowed a season-high tying three runs in 2.1 innings...had a 10.2-inning scoreless streak from May 30 to June 17...had a 19-game, 22.1-inning, 89-batter streak without issuing a walk from May 30 to July 10...the streak ended with an intentional walk July 19 against Baltimore and his next walk was also intentional...had a 32-game, 37.2-inning, 154-batter streak without an unintentional walk from May 30 to Aug. 24...tossed 20.2 innings in 13 relief appearances in May...those were the most innings pitched by an A's pitcher in a month in which he pitched exclusively in relief since Jeff Tam had 21.1 innings in 15 games in May, 2000...matched his season high by allowing three runs in 0.2 innings June 17 against Texas...recorded the first and only save of his career June 19 against Boston when he tossed a scoreless ninth inning in the A's 4-2 win...finished June with a 1.50 ERA in 15 appearances...then had a 3.72 ERA and .333 opponents batting average in 10 games in July...allowed two runs on a season-high five hits Aug. 9 against Minnesota...then had a 15.1-inning scoreless streak from Aug. 12 to Sept. 14, his fourth scoreless streak of 10 or more innings in 2014...had a 2.28 ERA in 56 appearances when he was optioned to Triple-A Sacramento Aug. 21...did not appear in a game with the River Cats as he was recalled Aug. 24 when Sean Doolittle went on the disabled list...did not allow a run in 14 of his 16 outings following his return (2.30 ERA)...struck out a career-high three batters in 1.1 innings Aug. 27 at Houston but also matched his career high with two walks...logged a 1.26 ERA in 11 games in August and now has a 0.92 ERA (3 er in 29.1 ip) in 21 career appearances in the month...had a 3.18 ERA in 12 games in September...surrendered four runs but they came in back-to-back outings Sept. 18 against Texas (0.1 ip, 2 r) and Sept. 20 against Philadelphia (1.0 ip, 2 r)...was the losing pitcher in the A's 9-8, 12-inning loss at Kansas City Sept. 30 in the Wild Card game (1.1 ip, 3 h, 2 r, 2 er, 1 so).

CAREER

2013—Began the year at Triple-A Sacramento where he went 1-0 with 15 saves and a 0.99 ERA in 23 relief appearances...was promoted to Oakland June 14 and finished the season with the A's, going 2-0 with a 1.38 ERA in 33 games...also worked in four of the A's five ALDS games against Detroit and did not allow a run in 5.2 innings...his 1.38 ERA was the third lowest mark in Oakland history by a rookie with 30 or more innings pitched...did not allow a home run in 39.0 innings with Oakland...the innings pitched were the most in the majors among pitchers with no home runs...they were second most in Oakland history (Devine, 45.2 in 2008)...walked just six batters, an average of 1.38 per nine innings, which ranked third lowest among AL relievers...at the time, was just the second Oakland A's reliever to average fewer than 1.46 walks per nine innings (Dennis Eckersley did it six times)...allowed a .276 batting average, including .269 against left-handed hitters compared to .284 against right-handers...his opponents average increased to .318 with runners in scoring position, including .360 with RISP and two outs...allowed 7-of-19 (36.8%) inherited runners to score...first batters faced were 8-for-32 (.250) with a walk...did not allow a run in 14 outings on zero or one days rest (12.2 ip)...compiled a 0.98 ERA in 22 games in Oakland compared to 2.38 in 11 outings on the road...did not allow a run in six interleague games (7.1 ip)...tossed at least one inning in 26 of his 33 appearances, including two or more five times...was selected from Triple-A Sacramento June 14 and allowed at least one run in two of his first four appearances for a 7.36 ERA and .421 opponents batting average...then did not allow a run in 19 of his next 20 appearances from June 25 to Sept. 2 for a 0.33 ERA...had a 0.76 ERA over his final 29 contests beginning June 25...had a 14.0-inning scoreless streak from June 25 to Aug. 2...tossed a scoreless eighth inning July 2 against Chicago (NL) for his first Major League win...appeared in just five games in the month of July but did not allow a run in 8.1 innings...then logged a 0.60 ERA in 10 games in August...had a 12.2-inning scoreless streak from Aug. 6 to Sept. 2...issued his first walk of the season Aug. 9 at Toronto, snapping a season-opening 14-game, 20.2-inning, 79-batter streak without a walk...issued two walks Aug. 26 at Detroit, his first career game with more than one walk...converted all 15 of his save opportunities with the River Cats...it marked the fifth time in seven minor league seasons he reached double figures in saves...has 101 career minor league saves...ranked third in the A's farm system in saves...walked just one batter and did not allow a home run in 27.1 innings...allowed a .147 opponents batting average, .162 on-base percentage and .200 slugging percentage...the batting average included a .143 mark against right-handers compared to .152 against left-handers...did not allow a run in 13 games at home (15.2 ip)...stranded all seven of his inherited runners...did not allow a hit over a

six-game stretch from April 11 to 25 (7.2 ip)...took over as the closer April 13 and recorded the save in eight consecutive appearances through May 9...issued his only walk of the season April 16 at Las Vegas...did not walk a batter over his final 17 games and 19.2 innings...was charged with an unearned run May 9 at Memphis, snapping a season-opening 11-game, 13.2-inning scoreless streak...retired 17 consecutive batters from May 17 to June 2...retired the side in order in the ninth inning June 10 at Reno for his 100th career minor league save.

2012—Split time between Triple-A Fresno and San Francisco, making three separate appearances on the Giants' roster...posted no record with a 5.84 ERA in 12 relief appearances for the Giants...did not allow an inherited runner to score (10 ir)...allowed a .358 opponents batting average but that mark dropped to .227 with runners in scoring position...was on San Francisco's Opening Day roster and made his Major League debut April 7 at Arizona (2.0 ip, 3 h, 1 r, 1 er, 1 bb, 2 so)...logged an 8.64 ERA in seven games in April before he was optioned to Fresno April 26...did not pitch during his second stint, a one-day stay Aug. 14...did not allow an earned run in five outings during a September call-up (4.0 ip, 2 r)...went 5-5 with a 2.90 ERA in 48 relief appearances for Triple-A Fresno...had a strikeout-to-walk ratio of 5.63 and issued just eight walks in 62.0 innings (1.16 per nine innings)...allowed a .293 batting average, including .268 against right-handed hitters and .236 with runners in scoring position...logged a 1.86 ERA over his final 23 appearances...was awarded the Harry S. Jordon Award in spring camp by his teammates, coaches and trainers...the award is given in recognition of the player whole performance and dedication in spring training best exemplifies the San Francisco Giants spirit.

2011—Combined for a 4-4 record, 13 saves and a 2.31 ERA in 56 appearances with Double-A Richmond and Triple-A Fresno...struck out 76 and walked 11 in 74.0 innings...began the season at Richmond and went 2-1 with a 1.42 ERA and .238 opponents batting average in 23 appearances with the Flying Squirrels...did not allow a home run in 38.0 innings...worked 16.0-scoreless innings in nine games from April 22-May 19...recorded 20 strikeouts, while walking only one batter during stretch...joined Fresno June 16 and was 2-3 with 12 saves, a 3.25 ERA and .264 opponents average in 33 games with the Grizzlies.

2010—Began the season on the disabled list recovering from Tommy John surgery on his right elbow and missed the first four months of the season...combined to go 5-0 with a save and a 2.25 ERA in 19 games with the Giants affiliate in the Arizona Rookie League and Single-A San Jose...did not allow an earned run in his nine outings in the AZL and held the opposition to a .179 batting average...opponents hit .224 at San Jose, including .176 by lefties.

2009—Was 0-3 with 19 saves and a 1.15 ERA in 39 relief appearances with Double-A Connecticut before he was placed on the disabled list July 27...underwent Tommy John surgery and missed the remainder of the season...opponents hit .270, including .200 by right-handers...allowed just 1-of-13 (7.7%) inherited runners to score...converted 19-of-20 (95.0%) save opportunities...did not allow a run over his first 16 games and 16.1 innings or his final 12 games and 13.1 innings...named to the Eastern League Midseason All-Star team.

2008—Was named to the 2008 South Atlantic League Midseason All-Star team...ranked second in all of minor league baseball with 34 saves, trailing only Birmingham's Jon Link (35)...worked 25.1 consecutive scoreless innings from April 6-June 12, to begin the season for Single-A Augusta.

2007—Led the Northwest League with 19 saves for Short-Season Salem-Keizer in his first professional season, while posting a 1.21 ERA in 22 games...was named Short Season Relief Pitcher of the Year by MLB.com...named to the Northwest League postseason All-Star team.

PERSONAL/MISCELLANEOUS

Daniel Otero was originally signed by San Francisco scout Glenn Tufts...graduated from Ransom Everglades (Coconut Grove, FL) High School...attended Duke University and the University of South Florida...is married, Tiffany, and has a daughter, Kinsley...signed autographs for elementary school students at the Oakland Zoo and visited the Salvation Army as part of the A's Holiday Caravan in 2014.

LIFETIME PITCHING RECORD

Year	Club	W	L	ERA	G	GS	CG	SHO	SV	IP	H	R	ER	HR	HB	BB	IBB	SO	WP	BK
2007	Salem Keizer	0	0	1.21	22	0	0	0	19	22.1	12	3	3	1	0	0	0	15	1	0
2008	Augusta	0	0	0.33	25	0	0	0	18	27.0	22	2	1	0	0	4	1	26	3	0
	San Jose	1	1	3.67	27	0	0	0	16	27.0	34	14	11	1	2	3	0	23	0	0
2009	Connecticut	0	3	1.15	39	0	0	0	19	39.0	40	6	5	0	2	10	4	31	2	0
2010	AZL Giants	2	0	0.00	9	0	0	0	1	10.2	7	4	0	0	0	1	0	7	2	0
	San Jose	3	0	4.05	10	0	0	0	0	13.1	11	6	6	2	0	1	0	11	0	0
2011	Richmond	2	1	1.42	23	0	0	0	1	38.0	34	8	6	0	2	4	1	40	2	0
	Fresno	2	3	3.25	33	0	0	0	12	36.0	38	15	13	4	0	7	0	36	1	0
2012	SAN FRANCISCO	0	0	5.84	12	0	0	0	0	12.1	19	11	8	0	2	2	1	8	1	0
	Fresno	5	5	2.90	48	0	0	0	0	62.0	70	26	20	4	3	8	1	45	1	0
2013	Sacramento	1	0	0.99	23	0	0	0	15	27.1	14	4	3	0	1	1	0	22	0	0
	OAKLAND	2	0	1.38	33	0	0	0	0	39.0	42	7	6	0	0	6	1	27	0	0
2014	OAKLAND	8	2	2.28	72	0	0	0	1	86.2	80	24	22	4	2	15	7	45	1	0
AL Totals		10	2	2.01	105	0	0	0	1	125.2	122	31	28	4	2	21	8	72	1	0
NL Totals		0	0	5.84	12	0	0	0	0	12.1	19	11	8	0	2	2	1	8	1	0
ML Totals		12	2	2.35	117	0	0	0	1	138.0	141	42	36	4	4	23	9	80	2	0

CAREER TRANSACTIONS

2007 — Selected by the San Francisco Giants in the 21st round of the First-Year Player Draft. **2013** — Claimed off waivers by the New York Yankees, March 26. Claimed off waivers by the Oakland Athletics, March 29.

WILD CARD RECORD

Year	Club/Opp.	W	L	ERA	G	GS	CG	SHO	SV	IP	H	R	ER	HR	HB	BB	IBB	SO	WP	BK
2014	OAK vs. KC	0	1	13.50	1	0	0	0	0	1.1	3	2	2	0	0	0	0	1	0	0

DIVISION SERIES RECORD

Year	Club/Opp.	W	L	ERA	G	GS	CG	SHO	SV	IP	H	R	ER	HR	HB	BB	IBB	SO	WP	BK
2013	OAK vs. DET	0	0	0.00	4	0	0	0	0	5.2	4	0	0	0	0	1	0	2	0	0

VS. THE AMERICAN LEAGUE

2014		CAREER												
ERA	W	L	S	G	IP	ER	vs. TEAM	ERA	W	L	S	G	IP	ER
6.00	0	0	0	2	3.0	2	Baltimore	6.00	0	0	0	2	3.0	2
5.06	1	0	1	5	5.1	3	Boston	5.06	1	0	1	5	5.1	3
0.00	0	0	0	3	5.0	0	Chicago	0.00	0	0	0	3	5.0	0
1.69	1	0	0	2	5.1	1	Cleveland	1.13	2	0	0	4	8.0	1
2.25	0	0	0	3	4.0	1	Detroit	1.29	0	0	0	5	7.0	1
1.86	2	0	0	11	9.2	2	Houston	2.38	2	0	0	13	11.1	3
0.00	0	0	0	3	5.0	0	Kansas City	0.00	0	0	0	3	5.0	0
0.00	0	0	0	9	9.2	0	Los Angeles	0.00	0	0	0	12	15.2	0
3.18	1	0	0	3	5.2	2	Minnesota	3.52	1	0	0	6	7.2	3
0.00	1	0	0	3	4.2	0	New York	0.00	1	0	0	3	4.2	0
—	0	0	0	0	0.0	0	Oakland	—	0	0	0	0	0.0	0
0.00	1	0	0	6	6.1	0	Seattle	0.71	1	0	0	12	12.2	1
6.23	0	1	0	2	4.1	3	Tampa Bay	5.79	0	1	0	4	4.2	3
6.00	0	0	0	8	6.0	4	Texas	5.11	0	0	0	13	12.1	7
0.00	1	0	0	2	2.0	0	Toronto	0.00	1	0	0	4	5.1	0

VS. THE NATIONAL LEAGUE

2014		CAREER												
ERA	W	L	S	G	IP	ER	vs. TEAM	ERA	W	L	S	G	IP	ER
—	0	0	0	0	0.0	0	Arizona	1.69	0	0	0	5	5.1	1
0.00	0	0	0	2	1.2	0	Atlanta	0.00	0	0	0	2	1.2	0
—	0	0	0	0	0.0	0	Chicago	0.00	1	0	0	1	1.0	0
—	0	0	0	0	0.0	0	Cincinnati	11.57	0	0	0	3	4.2	6
—	0	0	0	0	0.0	0	Colorado	0.00	0	0	0	2	1.1	0
—	0	0	0	0	0.0	0	Los Angeles	—	0	0	0	0	0.0	0
3.00	0	0	0	2	3.0	1	Miami	3.00	0	0	0	2	3.0	1
—	0	0	0	0	0.0	0	Milwaukee	—	0	0	0	0	0.0	0
0.00	0	0	0	2	2.0	0	New York	0.00	0	0	0	4	4.0	0
10.80	0	1	0	2	1.2	2	Philadelphia	4.91	0	1	0	3	3.2	2
—	0	0	0	0	0.0	0	Pittsburgh	9.00	0	0	0	2	1.0	1
—	0	0	0	0	0.0	0	St. Louis	0.00	0	0	0	2	2.1	0
—	0	0	0	0	0.0	0	San Diego	—	0	0	0	0	0.0	0
3.86	0	0	0	2	2.1	1	San Francisco	3.86	0	0	0	2	2.1	1
—	0	0	0	0	0.0	0	Washington	—	0	0	0	0	0.0	0

MONTHLY BREAKDOWN

2014		CAREER												
ERA	W	L	S	G	IP	ER	by MONTH	ERA	W	L	S	G	IP	ER
1.42	3	0	0	11	12.2	2	April	4.29	3	0	0	18	21.0	10
3.05	1	1	0	13	20.2	7	May	3.05	1	1	0	13	20.2	7
1.50	2	0	1	15	18.0	3	June	2.16	2	0	1	22	25.0	6
3.72	1	0	0	10	9.2	4	July	2.00	2	0	0	15	18.0	4
1.26	1	0	0	11	14.1	2	August	0.92	2	0	0	21	29.1	3
3.18	0	1	0	12	11.1	4	September	2.25	0	1	0	28	24.0	6

PITCHING BREAKDOWN

2014		CAREER												
ERA	W	L	S	G	IP	ER	by CATEGORY	ERA	W	L	S	G	IP	ER
2.63	3	1	1	35	41.0	12	Home	1.95	5	1	1	62	73.2	16
1.97	5	1	0	37	45.2	10	Away	2.80	5	1	0	55	64.1	20
2.62	5	2	0	28	34.1	10	Day	2.26	6	2	0	49	55.2	14
2.06	3	0	1	44	52.1	12	Night	2.40	4	0	1	68	82.1	22
2.10	7	1	1	43	55.2	13	Pre-ASG	2.96	8	1	1	59	73.0	24
2.61	1	1	0	29	31.0	9	Post-ASG	1.66	2	1	0	58	65.0	12
—	0	0	0	0	0.0	0	Starter	—	0	0	0	0	0.0	0
2.28	8	2	1	72	86.2	22	Reliever	2.35	10	2	1	117	138.0	36

BALLPARK BREAKDOWN

	ERA	W	L	S	G	IP	ER
Angel Stadium of Anaheim	0.00	0	0	0	5	6.0	0
AT&T Park	3.00	0	0	0	6	6.0	2
Camden Yards	0.00	0	0	0	1	1.0	0
Chase Field	3.86	0	0	0	2	2.1	1
Citi Field	0.00	0	0	0	3	2.2	0
Comerica Park	0.00	0	0	0	3	4.2	0
Coors Field	0.00	0	0	0	2	1.1	0
Fenway Park	11.57	0	0	0	2	2.1	3
Globe Life Park in Arlington	3.86	0	0	0	7	4.2	2
Great American Ball Park	14.73	0	0	0	2	3.2	6
Kauffman Stadium	0.00	0	0	0	1	2.0	0
Marlins Park	3.00	0	0	0	2	3.0	1
Minute Maid Park	3.86	1	0	0	6	4.2	2
O.co Coliseum	1.97	5	1	1	57	68.2	15
PNC Park	0.00	0	0	0	1	1.0	0
Progressive Field	0.00	1	0	0	1	3.2	0
Rogers Centre	0.00	0	0	0	1	1.0	0
Safeco Field	0.00	1	0	0	5	4.0	0
Target Field	1.93	1	0	0	3	4.2	1
Tropicana Field	6.23	0	1	0	2	4.1	3
Turner Field	0.00	0	0	0	2	1.2	0
U.S. Cellular Field	0.00	0	0	0	1	2.0	0
Yankee Stadium	0.00	1	0	0	2	2.2	0

FIELDING STATISTICS

Pitcher							
Year	Pct.	G	PO	A	E	TC	DP
2012	1.000	12	0	3	0	3	0
2013	1.000	33	1	7	0	8	2
2014	1.000	72	11	18	0	29	2
Totals	1.000	117	12	28	0	40	4

OTERO'S CAREER BESTS

Low Hit Complete Game: None
Innings Pitched: 3.2, May 17, 2014 at Cleveland
Strikeouts: 3, August 27, 2014 at Houston
Pitches: 42, August 2, 2013 vs. Texas
Longest Winning Streak: 6, July 2, 2013 to May 17, 2014
Longest Losing Streak: 1 (twice), last: September 20, 2014 to present
Longest Scoreless Streak: 16.0, May 3 to 22, 2014

**LEFT-HANDED PITCHER****Height/Weight:** 6-3 / 241**Bats/Throws:** Left / Left**Birthdate:** December 18, 1987**Opening Day Age:** 27**Birthplace/Resides:** Mesa, Arizona / Mesa, Arizona**Major League Service:** 6 days**Obtained:** Signed to a minor league contract, November 12, 2014**Contract Status:** First year of a one-year contract through 2015**NON-ROSTER INVITEE****CAREER HIGHLIGHTS**

Made his Major League debut in 2014 by making one start with Houston...is 54-41 with a 3.61 ERA in 149 games, including 140 starts, in eight professional seasons with the Pittsburgh Pirates (2007-12) and Houston Astros (2012-14) organizations...missed the majority of the 2013 season due to a stress fracture in his left foot...earned Eastern League Postseason All-Star honors in 2010 after leading the league with a 2.46 ERA...named Most Outstanding Pitcher in the South Atlantic League and a SAL Postseason All-Star in 2009...had a 32-inning scoreless streak for West Virginia that year...was rated by *Baseball America* as the Pirates No. 9 prospect prior to the 2010 season and No. 7 entering 2011...was named the Pirates Minor League Pitcher of the Year in back-to-back seasons in 2009 and 2010.

2014 HIGHLIGHTS

Made his Major League debut with Houston in 2014 and made one start...was recalled May 23 to start that day at Seattle and was the losing pitcher in a 6-1 decision (5.2 ip, 9 h, 5 r, 5 er, 2 bb, 1 so, 1 hr)...was optioned back to Oklahoma City following the game...was recalled a second time June 8 but did not appear in a game before he was optioned again June 12...spent the balance of the season with the Red-Hawks and went 8-5 with his first professional save and a 4.33 ERA in 25 games, including 21 starts...led the club in games started and innings pitched (135.0) and ranked second in wins and strikeouts (104)...his 1.25 WHIP was fifth lowest in the Pacific Coast League...allowed a .263 opponents batting average, which included .244 (84-for-344) against right-handed hitters compared to .299 (52-for-174) against left-handers...surrendered five home runs to both lefties and righties...yielded a .262 average with runners in scoring position, including .182 with RISP and two outs...opponents hit .321 when leading off an inning...was 5-4 with a 5.16 ERA in 17 games before the All-Star Break...then went 3-1 with a 3.06 ERA in eight starts after the break...compiled a 7-5 record and a 4.06 ERA in his 21 starts...was 1-0 with a 6.92 ERA in four relief appearances...had a 1.29 ERA in the first inning and an 8.14 ERA in the second inning...went 1-2 with a 3.38 ERA in 11 home games, 7-3 with a 5.20 ERA in 14 contests on the road...Oklahoma City was 11-10 (.524) in his starting assignments.

OKLAHOMA CITY: Did not walk a batter over a six-game, three-start stretch from April 7 to 28 (23.1 innings)...did not yield a home run over a nine-game, eight-start stretch from April 19 to June 17 (46.0 innings)...tossed 5.0 scoreless and hitless innings for the win April 19 against Memphis...then tossed 4.0 scoreless innings of relief in his next outing April 24 against Nashville for his first professional save (2 h, 0 bb, 3 so)...had a four-game losing streak over a five-start stretch from May 4 to June 3...posted a 6.59 ERA over that span...allowed a season-high 11 hits May 10 against Colorado Springs...yielded a season-high eight runs on nine hits in 3.0 innings for the loss May 17 at Nashville in his final start before his May 23 promotion to Houston...was 2-3 with a 6.05 ERA in 10 games, seven starts, at the time of his call-up...then went 6-2 with a 3.53 ERA in 15 games, 14 starts, following his option...finished May with an 0-3 record and a 6.86 ERA in four starts...then went 2-1 with a 6.00 ERA in four games, three starts, in June...had a season-high three-game winning streak from June 17 to July 12 (5.06 ERA)...issued a season-high five walks in 5.1 innings June 30 at Colorado Springs but picked up the win...went 3-0 with a 2.34 ERA over his final five starts beginning Aug. 7...tossed a season-high 8.0 innings Aug. 17 at Sacramento and allowed just one run for his final win of the season...struck out a season-high nine batters in his final start of the season Aug. 27 against Albuquerque...went 3-0 with a 2.93 ERA in six starts in August.

CAREER

2013—Missed nearly the entire season with a stress fracture in his left foot...went 0-3 with a 3.71 ERA in four games, including three starts, with Triple-A Oklahoma City before he was placed on the disabled list April 24...did not allow a home run in 17.0 innings but walked nine batters...struck out a season-high seven in 4.0 scoreless innings in his only relief appearance April 13 against Memphis...took the loss in his final outing, a start on April 22 at Albuquerque (4.0 ip, 7 h, 5 r, 5 er, 4 bb, 3 so)...pitched for Cibao in the Dominican Winter League following the season and went 3-2 with a 2.68 ERA in 10 starts...held the opposition to a .197 batting average...surrendered just two home runs in 53.2 innings...led the DWL in strikeouts (49), opponents batting average and walks (16), tied for second in games started, ranked third in innings pitched (53.2) and fifth in ERA.

2012—Spent the entire season at the Triple-A level for the second consecutive season...began the year at Indianapolis in the Pirates farm system and went 8-5 with a 3.14 ERA in 19 starts...was dealt to Houston July 24 in the Wandy Rodriguez trade and was assigned to Oklahoma City...went 2-3 with a 4.34 ERA in eight starts for the RedHawks...combined for a 10-8 record and a 3.48 ERA in 27 starts...the ERA ranked 10th among all Triple-A pitchers...his 3.14 ERA with Indianapolis was sixth in the International League...also ranked fourth in the IL in fewest walks per nine innings (1.92) and fifth in WHIP (1.17)...was an IL Midseason All-Star...allowed a .250 opponents batting average, including .231 against left-handed hitters compared to .258 against right-handers...yielded a .283 average and 15 of his 19 home runs with the bases empty, .204 with runners on...opponents hit .176 with runners in scoring position...was 7-4 with a 2.89 ERA in 17 starts before the All-Star Break...then went 3-4 with a 4.58 ERA in 10 starts after the break...did not allow a run in consecutive starts April 22 at Louisville (7.0 ip) and April 28 at Durham (7.0 ip) as part of a 18.0-inning scoreless streak from April 15 to May 3...pitched a season-high 8.0 innings twice over a three-start stretch: May 3 at Norfolk and May 13 against Norfolk...struck out a season-high seven batters May 3 at Norfolk and May 29 against Durham...went 4-0 with a 2.21 ERA over a six-start stretch from May 24 to June 21...tossed a complete game in a seven-inning game July 21 at Toledo but was the losing pitcher in a 3-1 loss (6.0 ip, 6 h, 3 r, 3 er, 2 bb, 4 so).

2011—Was the Pirates No. 7 prospect entering the season as ranked by *Baseball America*...spent the entire year with Triple-A Indianapolis and went 9-7 with a 5.05 ERA in 21 starts...had his season shortened due to two stints on the disabled list...was out from June 23 to 30 with a contusion of his left thumb...was added to the DL a second time Aug. 8 and missed the remainder of the season with left shoulder tendinitis...allowed a .289 opponents batting average, including .287 against right-handed hitters compared to .294 against left-handers...issued 28 of his 32 walks to righties...yielded a .343 average with runners in scoring position...was 3-1 with a 2.96 ERA in five starts during the day, 6-6 with a 5.72 ERA in 16 starts at night...went 2-0 with a 1.35 ERA in his first two starts...then went 0-3 with a 10.38 ERA over his next three starts...won back-to-back starts May 20 and May 26 and four of his five starts between May 20 and June 10...whiffed a season-high eight batters July 6 against Toledo...won three straight decisions from July 14-30...including July 24 against Rochester when he tossed a season-high tying 7.0 scoreless innings (2 h, 2 bb, 4 so)...finished July with a 3-1 record and a 3.57 ERA in six starts.

2010—Named the Pirates No. 9 prospect and as having the best control among all Pirates minor leaguers by *Baseball America* entering the season...was named Pittsburgh's Minor League Pitcher of the Year for the second straight season...spent the entire year with Double-A Altoona and led the Eastern League in ERA...also tied for third in strikeouts and walked the second-fewest amount of batters among league starters...was named to Eastern League's Midseason and Postseason All-Star Teams...made first start of the season against Stephen Strasburg on national TV April 11 against Harrisburg and received a no-decision; gave up three runs on five hits in 4.2 innings and went 1-for-2 with an RBI at the plate...retired the first 17 batters he faced and allowed only one baserunner (walk to relief pitcher Craig Whitaker) while no-hitting Richmond for six innings on May 4...also struck out 11 batters in that game for the win...went 4-0 with a 0.82 ERA and walked three batters in six starts during the month of August...did not allow a run in four of his final five regular season starts and recorded a 0.98 ERA in his last eight assignments beginning July 24...made two starts during the postseason, which included a loss to Harrisburg Sept. 8 and a no-decision while facing Andy Pettitte in Game 1 of the Championship Series on Sept. 14.

2009—Went 11-2 with a 2.10 ERA in 25 combined starts between Single-A West Virginia and Single-A Lynchburg...was named Pittsburgh's Minor League Pitcher of the Year...was also named to the South

Atlantic League Midseason and Postseason All-Star Teams...also a member of Topps Class A All-Star Team and named Most Outstanding Pitcher in the SAL...held all opposing hitters to a .197 batting average...tied for fourth in South Atlantic League in wins (10)...went 8-0 in his final 14 starts with West Virginia and allowed more than two earned runs just once...put together a streak of 32 consecutive scoreless innings from June 11 to July 13...captured Pitcher of the Week honors on June 22 and again on July 6...surrendered just two earned runs in 26.0 innings after the All-Star break (0.69 ERA) before being promoted to Lynchburg Aug. 1...tossed 5.0 scoreless innings and picked up his lone win with Lynchburg Aug. 8 at Myrtle Beach...won Carolina League Pitcher of the Week honors Aug. 10...tossed a four-hit, 6.0-inning shutout in Lynchburg's Game Two win over Wilmington in the first round of the Carolina League playoffs...also received a no-decision in Game Two of Mills Cup Championship Series.

2008—Spent the entire season with Single-A Short Season State College, where he held left-handed hitters to a .196 batting average...picked up first victory in sixth start July 16 vs. Tri-City...tossed 3.2 innings of relief July 21 at Jamestown...went 2-1 with a 2.11 ERA in five starts during the month of August...won back-to-back starts and did not allow a run Aug. 24 (5.0 ip) and Aug. 29 (5.2 ip)...pitched 5.0 hitless frames for the win Aug. 24 at Mahoning Valley.

2007—Began professional career with the Gulf Coast League Pirates after being selected by Pittsburgh in the 28th round of the First-Year Player Draft...pitched 4.0 scoreless innings and picked up first career win in relief on Aug. 22 at GCL Red Sox.

PERSONAL/MISCELLANEOUS

Rudy C. Owens was originally signed by Pirates scout Ted Williams...is a 2006 graduate of Mesa (AZ) High School, where he posted a 0.86 ERA and 86 strikeouts in 55.0 innings during his senior season...whiffed 215 batters over 155 innings during his high school career, garnering the Southeast Valley's Best Pitcher award...attended Chandler-Gilbert Community College in Arizona for one season and went 7-0 with a 1.08 ERA and 58 strikeouts in 50 innings...was named First-Team All-ACCAC (Arizona Community College Athletic Conference)...is an avid outdoorsman, as he enjoys hunting, fishing and camping.

LIFETIME PITCHING RECORD

Year	Club	W	L	ERA	G	GS	CG	SHO	SV	IP	H	R	ER	HR	HB	BB	IBB	SO	WP	BK
2007	GCL Pirates	1	4	5.32	6	4	0	0	0	22.0	20	13	13	1	0	8	0	17	3	0
2008	State College	3	6	4.97	15	13	0	0	0	58.0	63	37	32	2	2	13	0	45	4	0
2009	West Virginia	10	1	1.70	19	19	0	0	0	100.2	71	22	19	8	9	15	0	91	3	0
	Lynchburg	1	1	3.86	6	6	0	0	0	23.1	29	10	10	3	1	2	0	22	1	0
2010	Altoona	12	6	2.46	26	26	0	0	0	150.0	124	46	41	11	5	23	0	132	3	1
2011	Indianapolis	9	7	5.05	21	21	0	0	0	112.1	129	65	63	10	6	32	2	71	1	0
2012	Indianapolis	8	5	3.14	19	19	1	0	0	117.1	112	42	41	12	6	25	0	85	7	1
	Oklahoma City	2	3	4.34	8	8	0	0	0	45.2	43	23	22	7	4	14	1	23	2	0
2013	Oklahoma City	0	3	3.71	4	3	0	0	0	17.0	20	8	7	0	0	9	1	13	3	0
2014	Oklahoma City	8	5	4.33	25	21	0	0	1	135.0	136	69	65	10	8	33	0	104	5	0
	HOUSTON	0	1	7.94	1	1	0	0	0	5.2	9	5	5	1	1	2	0	1	0	0
ML Totals		0	1	7.94	1	1	0	0	0	5.2	9	5	5	1	1	2	0	1	0	0
Minor League Totals		54	41	3.61	149	140	1	0	1	781.1	747	335	313	64	41	174	4	603	32	2

CAREER TRANSACTIONS

2006 — Selected by the Pittsburgh Pirates organization in the 28th round of the First-Year Player Draft. **2012** — Traded to the Houston Astros organization with minor league pitcher Colton Cain and minor league outfielder Robert Grossman for pitcher Wandy Rodriguez, July 24. **2014** — Elected free agency, November 3; signed by the Oakland Athletics to a minor league contract, November 12.

VS. THE AMERICAN LEAGUE

2014										CAREER				
ERA	W	L	S	G	IP	ER	vs. TEAM	ERA	W	L	S	G	IP	ER
7.94	0	1	0	1	5.2	5	Seattle	7.94	0	1	0	1	5.2	5

MONTHLY BREAKDOWN

2014										CAREER				
ERA	W	L	S	G	IP	ER	by MONTH	ERA	W	L	S	G	IP	ER
7.94	0	1	0	1	5.2	5	May	7.94	0	1	0	1	5.2	5

PITCHING BREAKDOWN

2014										CAREER				
ERA	W	L	S	G	IP	ER	by CATEGORY	ERA	W	L	S	G	IP	ER
—	0	0	0	0	0.0	0	Home	—	0	0	0	0	0.0	0
7.94	0	1	0	1	5.2	5	Away	7.94	0	1	0	1	5.2	5
—	0	0	0	0	0.0	0	Day	—	0	0	0	0	0.0	0
7.94	0	1	0	1	5.2	5	Night	7.94	0	1	0	1	5.2	5
7.94	0	1	0	1	5.2	5	Pre-ASG	7.94	0	1	0	1	5.2	5
—	0	0	0	0	0.0	0	Post-ASG	—	0	0	0	0	0.0	0
7.94	0	1	0	1	5.2	5	Starter	7.94	0	1	0	1	5.2	5
—	0	0	0	0	0.0	0	Reliever	—	0	0	0	0	0.0	0

OWENS' 2014 STARTS

Date	Opponent	Score	Dec	ERA	IP	H	R	ER	BB	SO	HR	#PIT
May 23	at Seattle	1-6	L	7.94	5.2	9	5	5	2	1	1	91

BALLPARK BREAKDOWN

	ERA	W	L	S	G	IP	ER
Safeco Field	7.94	0	1	0	1	5.2	5

FIELDING STATISTICS

Pitcher							
Year	Pct.	G	PO	A	E	TC	DP
2014	1.000	1	0	1	0	1	0
Totals	1.000	1	0	1	0	1	0

OWENS' CAREER BESTS

Low Hit Complete Game: None
Innings Pitched: 5.2, May 23, 2014 at Seattle
Strikeouts: 1, May 23, 2014 at Seattle
Pitches: 91, May 23, 2014 at Seattle
Longest Winning Streak: None
Longest Losing Streak: 1, May 23, 2014 to present
Longest Scoreless Streak: 2.0, May 23, 2014

THE A'S ELEPHANT

After helping form the American League in 1901, New York Giants manager John McGraw dismissed the A's with contempt by calling them "The White Elephants," implying Connie Mack should not be allowed to spend money without supervision. Mack defiantly adopted the White Elephant as the team insignia and in 1902, the Athletics won their first American League pennant.

The White Elephant remained the team's mascot and later that decade, made its first appearance on the A's team sweaters. In 1918, the Elephant saw its first game action when Mack had the pachyderm symbol (in blue with a white "A" inside) placed on the left sleeve of every player.

By 1920, Mack had fully adopted the Elephant as the team's symbol. The traditional "A" on front of the team's jersey was replaced by a blue elephant logo. After a few poor seasons, Mack decided change was in order. So, in 1924, the blue elephant was replaced by the traditional white elephant on the team's jersey and the A's played better ball for the next few years.

In 1928, Mack decided the elephant had worn out its brief welcome on the A's jersey fronts and replaced the logo with the familiar "A" on the uniform. The A's went on to win two World Championships and an AL crown in the next three years, although the resurgence was probably due more to the additions of Foxx, Simmons, Grove and Cochrane than the elephant's absence.

That was the last year for the elephant on the A's uniform until 1955, when the A's, now in Kansas City, added the patch to their uniform sleeves. However, when Charlie Finley purchased the team in the early 1960's, the elephant was once again sent packing and replaced by, of all animals, a mule.

Prior to the 1988 season, the A's brought back a new, more aggressive A's Elephant. In 1995, the traditional A's elephant was reincorporated into many of the team's promotional items and publications and is now a prominent feature on the A's uniform.



**RIGHT-HANDED PITCHER****Height/Weight:** 6-1 / 195**Bats/Throws:** Right / Right**Birthdate:** November 24, 1988**Opening Day Age:** 26**Birthplace/Resides:** Fort Wayne, Indiana / Scottsdale, Arizona**Major League Service:** 3 years**Obtained:** Acquired from the Arizona Diamondbacks with Ryan Cook and Collin Cowgill for Trevor Cahill, Craig Breslow and cash considerations, December 9, 2011**Contract Status:** First year of a one-year contract through 2015**CAREER HIGHLIGHTS**

Was acquired by the A's from Arizona in a five-player trade following the 2011 season and is 25-16 with a 3.73 ERA in 61 starts in two seasons with Oakland...had "Tommy John" surgery for the second time in his career March 24, 2014...the other time was Oct. 28, 2009...had a 19-start unbeaten streak in 2013, which was the longest by an A's pitcher since Lefty Grove in 1931...tied with fellow rookie Tommy Milone for the team lead in wins in 2012 (13), with both setting an Oakland record for wins by a rookie...was rated as the Diamondbacks' top prospect by *Baseball America* in three consecutive seasons from 2009-11 prior to being listed as number four entering the 2012 season...was listed as the A's top prospect by the magazine for 2012...made his Major League debut with Arizona in 2011...pitched in the All-Star Futures Game in 2009.

2014 HIGHLIGHTS

Had no decisions and a 10.61 ERA in three spring training starts before it was announced he would undergo Tommy John surgery for the second time in his career...was placed on the 60-day disabled list March 20 and had the surgery March 24...the surgery was performed by Dr. James Andrews in the Andrews Institute in Pensacola, Florida...also had Tommy John surgery Oct. 28, 2009 while a member of the Arizona Diamondbacks organization.

CAREER

2013—Went 12-8 with a 3.97 ERA in 32 starts in his second season with the A's after going 13-8 with a 3.47 ERA in 29 starts as a rookie in 2012...walked 63 batters for the second consecutive season, which also led the A's for the second straight year...the 63 walks match the fewest by a team-leader in Oakland history (2012)...also led the A's in runs allowed (92) and tied for the team lead in games started and hit batters (7)...surrendered 25 home runs, which more than doubled his 2012 total of 11...struck out 134 batters for an average of 6.12 per nine innings, which was sixth lowest in the American League...had a strikeout-to-walk ratio of 2.13, which was also sixth lowest...averaged the sixth fewest pitches per game (93.5) and the seventh fewest pitches per inning (15.2)...tied for second in sacrifice hits allowed (8) after tying for first in 2012 (7)...tied for fifth in no decisions (12)...went 2-6 with a 5.76 ERA, .294 opponents batting average and 11 home runs allowed over his first 10 starts, 9-0 with a 2.59 ERA, .205 opponents average and eight home runs allowed over his next 18 starts from May 28 to Sept. 4 and 1-2 with a 7.40 ERA, .299 opponents average and six home runs allowed over his final four starts...tied for fourth in the AL in wins from May 28 to Sept. 4 and had the fifth lowest ERA...allowed a .242 opponents batting average, which included a .221 mark against right-handed hitters compared to .257 against left-handers...the mark against righties was seventh lowest in the AL...opponents hit .219 with runners in scoring position, which ranked ninth in the AL...had the fourth lowest mark in 2012 (.215) and now has a .214 (64-for-299) opponents average with RISP in his career...the opponents one and two hitters batted a combined .337 off him but he held the three, four and five hitters to a .193 average...including .167 against the cleanup hitter, which was third lowest in the AL and fourth lowest in Oakland history (min. 162.0 ip)...has allowed a .202 (102-for-505) combined average to the three, four and five hitters in his career...the number nine hitter batted .324 in 2013, which was fifth highest in the AL...surrendered 18 of his 25 home runs on the road, which tied for third most in the AL...17 of the home runs he allowed were solo shots as are 25 of the 36 he has allowed in his career...was 9-3 with a 3.87 ERA in 15 starts on four days rest, 3-5 with a 4.08 ERA in 17 starts on five days rest or more...had a 6-6 record before the All-Star Break compared to 6-2 after the break...is now 11-10 in his career before the break, 14-6 after the break...went 1-0 with a 1.69 ERA in two interleague starts...received two runs of support or

fewer in 13 of the 20 games in which he took the loss or had a no decision...went 3-8 in 16 starts with two runs of support or fewer, 9-0 in 16 starts with three runs or more...is now 20-0 in 30 career starts with run support of three or more...is 24-2 in 40 starts with run support of two or more...left a start with a lead four times only to have the bullpen blow the save (July 6 and 23, Aug. 30, Sept. 10)...committed four errors, which were the most among AL pitchers and tied for second most in the majors...the A's were 17-15 (.531) in his starting assignments and are 34-27 (.557) in his career...tossed six or more innings in 23 of his 32 starts and walked two batters or fewer 22 times...went 0-4 with an 8.10 ERA and .374 opponents batting average over his first five starts from April 2 to 25...the losing streak was the longest of his career...allowed a career-high eight runs on a career-high tying nine hits in 3.1 innings in a 10-1 loss to Detroit April 14...finished April with a 1-4 record, a 7.36 ERA and .350 opponents batting average in six starts...the losses matched the most in Oakland history by a pitcher in the month of April (12th time)...the ERA was the fifth highest April ERA in Oakland history among pitchers with 25 or more innings pitched and the opponents batting average was fourth highest among pitchers with 100 or more batters faced...yielded a career-high four home runs in 5.0 innings in a 7-3 loss at Cleveland May 6...had a streak of 16 consecutive starts with six hits or fewer and three innings pitched or more from May 11 to August 9...that was the second longest such streak by an A's pitcher since at least 1916 (20, Trevor Cahill, May 5-Aug. 14, 2010)...allowed a .192 opponents batting average during the streak...lost at Texas May 22 to fall to 2-6 with a 5.76 ERA and .294 opponents batting average over his first 10 starts...then went 9-0 with a 2.61 ERA and .209 opponents batting average over his next 19 starts from May 28 to Sept. 10...the winning streak was a career-high, tied for third longest in the AL in 2013 and tied for eighth longest in Oakland history...the 19-start unbeaten streak was the longest by an A's pitcher since Lefty Grove had a 21-start streak without a loss from April 22-August 19, 1931 (had 10 relief appearances during the streak, including one loss)...had a seven-start streak from May 28 to June 29 where he allowed five hits or fewer and two walks or fewer...that matched the longest such streak by an Athletics starting pitcher since at least 1916 (Alan Wirth, May 6-Sept. 15, 1978)...had a streak of 11 consecutive outings with five hits or fewer and three innings or more from May 28-July 28, which matched the longest streak by an Athletic since at least 1916 (Rich Harden, April 9, 2006-April 15, 2007)...had a streak of six consecutive no decisions from June 23 to July 28, which matched the longest by an Athletics starter since at least 1916 (fourth time, last: Carlos Reyes, June 10-July 17, 1994)...had a 3.50 ERA and .191 opponents batting average during the streak...the A's lost five of the six games...left his June 29 start against St. Louis after 3.2 innings with tightness in his right hamstring but did not miss any time...went 3-0 with a 2.08 ERA and .169 opponents batting average in six starts in the month of June...had the lowest opponents batting average in the AL in June and ranked third in ERA...is now 6-1 with a 2.13 ERA (17 er in 72.0 ip) in 11 career starts in June...issued a career-high seven walks in 5.0 innings July 28 against Los Angeles (AL) but had a no decision in the A's 10-6 win...tossed his first career complete game Aug. 19 against Seattle, an eight-hitter in the A's 2-1 win in Oakland...did not walk a batter and struck out eight...it came in his 55th career start, his 54th as an Athletic...the 53 consecutive starts without a complete game is the fourth longest streak in Oakland history...the complete game was part of a three-game streak from Aug. 14-24 where he tossed eight innings or more and allowed one run or fewer, matching the longest such streak by an A's pitcher since 1980...tossed a career-high 117 pitches for his 10th win of the season, a 2-1 A's win at Baltimore Aug. 24...went 4-0 with a 2.23 ERA in six starts in the month of August...it marked the first four-win month of his career...tied for second in the AL in wins in August and ranked fourth in ERA...then went 2-2 with a 6.41 ERA in five starts in September...allowed a career-high tying eight runs in 4.1 innings for the loss Sept. 16 against Los Angeles (AL) and went 1-2 with a 9.20 ERA over his final three starts...won his only ALDS start against the Tigers, a 6-3 A's win in Game 3 at Detroit (5.0 ip, 5 h, 3 r, 3 er, 1 bb, 1 so).

2012—Was one of three players acquired from Arizona in the Trevor Cahill trade during the offseason and went 13-8 with a 3.47 ERA in 29 starts...tied with fellow rookie Tommy Milone for the team lead in wins as they both set an Oakland record for wins by a rookie...the previous mark of 12 was held by Chris Codiroli (1983) and Joe Blanton (2005)...had the most wins by an Athletics rookie since Harry Byrd won 15 games for the 1952 Philadelphia A's en route to Rookie of the Year honors...the A's became the first team since the 1952 Brooklyn Dodgers to have two rookies win 13 or more games (Joe Black 15, Billy Loes 13)...it was the second time in Oakland history the A's had two rookie 10-game winners...the other time was in 2009 (Anderson 11, Cahill 10)...with Milone making 31 starts, this was the third time in Oakland history the A's had two rookies with 20 or more starts (Keough and Johnson in 1978; Anderson and Cahill in 2009)...led the A's with 140 strikeouts, which was the third best mark by a rookie in Oakland history and the fourth best in Athletics history...his 29 starts were 10th most by an

Oakland rookie...tied for second among American League rookies in wins, ranked fourth in strikeouts and innings pitched (181.1) and tied for fourth in starts...his ERA was the lowest among AL rookies with 130 or more innings, his .619 winning percentage was second best and his .248 opponents batting average was third best...received one third place vote in the BBWAA AL Rookie of the Year balloting...his winning percentage was 10th best among all AL pitchers...allowed just 11 home runs in 181.1 innings, an average of 0.55 per nine innings...that was the second lowest mark in the AL and third lowest in the majors...had a .358 opponents slugging percentage, which was sixth lowest in the AL...eight of the 11 home runs he allowed were solo shots...issued a team-leading 63 walks, which were the fewest by a team-leader in a non-strike season in Oakland history...walked four batters or more in six of his first 12 starts (4.40 per nine innings)...then walked three batters or fewer in each of his final 17 starts (2.26 per nine innings)...tied for first in the AL in sacrifice hits allowed (7), tied for third in sacrifice flies (8), ranked fifth in stolen bases against (21) and tied for sixth in wild pitches (10)...went 5-3 with a 2.46 ERA and .209 opponents batting average over his first 13 starts, 2-4 with a 6.15 ERA and .309 opponents average over a seven-start stretch from July 7 to Aug. 14 and 6-1 with a 3.00 ERA and .252 opponents average over his final nine starts...had eight wins after the All-Star Break, which tied for third in the AL...allowed a .248 opponents batting average, including .247 against left-handed hitters and .248 against right-handers...opponents hit .215 with runners in scoring position, which ranked fourth lowest in the AL...yielded a .173 batting average to the number three hitter in the order, which was fourth lowest in the AL...had the fifth lowest home ERA in the AL (2.61) and the fourth lowest day ERA (2.64)...received one run of support or fewer in 11 of his 29 starts and was 0-8 with a 5.03 ERA in those starts...went 13-0 with a 2.65 ERA in 18 starts with support of two runs or more...was recalled from Sacramento April 25 and had a no decision in his A's debut that day, a 5-4, 14-inning win over Chicago in Oakland...shut out the White Sox over the first six innings to extend his career-opening scoreless streak to 11.2 innings...Balfour allowed a run in the ninth inning for the blown save, the first of four times relievers blew a save in one of his starts...earned his first Major League win in his next start at Boston May 1, allowing one run in 6.2 innings...Norberto recorded the save, marking the first time A's pitchers recorded their first win and save in the same game since Joe Klink saved Steve Chitren's victory Sept. 30, 1990 at Texas...had a career-high 18.0 inning scoreless streak from May 23 to June 4...capped that streak by tossing 8.0 shutout innings in a 12-1 victory over Texas June 4...yielded just one hit, a Young single to lead off the eighth inning...struck out a career-high nine batters June 27 at Seattle...was 3-1 with a 2.18 ERA and .174 opponents batting average in five starts in June...the batting average was second lowest in the AL...allowed one run July 2 at Boston, the 10th time in his first 14 career starts he allowed one run or fewer...according to the Elias Sports Bureau, he is just the second pitcher since 1900 to allow one run or fewer in 10 of his first 14 starts...the other is Ferdie Schupp, who did it for the New York Giants from 1913-17 (Schupp had relief appearances over that span)...went 4-0 with a 2.65 ERA and .228 opponents batting average over his final five starts beginning Sept. 10...tied the Oakland rookie record for wins by winning his final start, the A's playoff-clinching 4-3 win over Texas Oct. 1...went 0-2 with a 4.26 ERA in two ALDS starts against the Tigers, both against Justin Verlander...started Game 1 in Detroit, a 3-1 loss...at the age of 23 years, 317 days, he became the fifth youngest pitcher in Oakland history to start a postseason game...also started Game 5, a 6-0 loss...went 1-0 with a 2.18 ERA in four starts with Sacramento...allowed a .275 opponents batting average, including .271 against right-handed hitters compared to .281 against left-handers...opponents were 4-for-29 (.138) with RISP.

2011—Spent the entire season at Double-A Mobile, earning a promotion to Arizona after the BayBears won the Southern League Championship...was selected by the Diamondbacks Sept. 19 and made one regular season start in his Major League debut...faced Los Angeles (NL) Sept. 27 and had a no decision in Arizona's 7-6, 10-inning win (5.2 ip, 4 h, 0 r, 1 bb, 9 so)...retired the first seven batters he faced, including a strikeout of Jerry Sands with one out in the first inning, his first big league strikeout...left the game with no score...also made one postseason appearance in the NLDS against Milwaukee, a relief outing in Game 4 (0.1 ip, 2 h, 1 r, 1 bb)...was 11-8 with a 3.79 ERA in 26 starts for Mobile...tied for second in the Southern League in wins, ranked third in opponents batting average (.236) and fifth in ERA...was third in the Diamondbacks farm system in wins and fifth in strikeouts (112)...his opponents batting average included a .209 mark against right-handed hitters...allowed a .188 average to hitters leading off an inning...went 5-6 with a 4.87 ERA before the All-Star Break but was 6-2 with a 2.84 ERA after the break...as a hitter, he went 9-for-32 (.281) with a walk and three strikeouts...his start April 11 at Carolina was his first since July 30, 2009...allowed a season-high eight runs in 3.2 innings for the loss...did not allow a home run over his final 18 starts, 94.2 innings pitched and 384 batters faced...went 4-0 with a 1.93 ERA in six starts in July...went 1-0 with a 1.50 ERA (12.0 ip, 9 h, 2 r, 2 er, 3 bb,

12 so, 1 hr) in two postseason starts...was rated as Arizona's fourth-best prospect by *Baseball America* following the season...was also rated as having the best slider in the organization...was later tabbed as the A's number one prospect following the trade.

2010—Missed the entire season after undergoing Tommy John surgery performed by Dr. James Andrews Oct. 28, 2009...rated by *Baseball America* as the D-backs' top prospect and the 33rd-best in baseball despite his injury...was also rated as having the best fastball and slider...saw his first game action in over a year while participating in the D-backs' instructional league camp in Tucson in September and October...reached 97 mph while pitching 2.0 innings against a Rockies instructional league team Oct. 7 at Chase Field.

2009—Entered the season rated by *Baseball America* as the 29th-best prospect in baseball and the No. 6 prospect among right-handed starters...started the season with Single-A Visalia and was promoted to Double-A Mobile April 27...named the organization's Pitcher of the Month for June after going 1-1 with a 2.70 ERA and .212 opponents average...named to the Southern League Midseason All-Star team...also named to the All-Star Futures Game...was on the disabled list from June 14-23 with a right wrist contusion...made his final start July 30 before being shut down for the remainder of the season with a strained right elbow.

2008—Finished second among Single-A South Bend pitchers with 12 wins and 117 strikeouts and third with 117.2 innings pitched...named to the Midwest League Midseason All-Star team...made his professional debut April 11 at Quad Cities...collected a season-high 10 strikeouts Aug. 6 vs. Lancaster.

PERSONAL/MISCELLANEOUS

Jarrold B. Parker...graduated from Norwell High School (Ossian, IN)...in 2007, was named Indiana Mr. Baseball, Louisville Slugger State High School Baseball Player of the Year and Gatorade Player of the Year...earned Northeast Hoosier Conference first-team honors in 2006...selected to the United States Junior National Team that played in and won the World Championships in Cuba in 2006.

LIFETIME PITCHING RECORD

Year	Club	W	L	ERA	G	GS	CG	SHO	SV	IP	H	R	ER	HR	HB	BB	IBB	SO	WP	BK
2008	South Bend	12	5	3.44	24	24	0	0	0	117.2	113	56	45	8	7	33	0	117	8	0
2009	Visalia	1	0	0.95	4	4	0	0	0	19.0	12	2	2	0	0	4	0	21	4	0
	Mobile	4	6	3.68	16	16	0	0	0	78.1	82	35	32	2	7	34	0	74	9	0
2010	Mobile	(Injured — did not pitch)																		
2011	Mobile	11	8	3.79	26	26	0	0	0	130.2	112	61	55	7	11	55	0	112	8	3
	ARIZONA	0	0	0.00	1	1	0	0	0	5.2	4	0	0	0	0	1	0	1	0	0
2012	Sacramento	1	0	2.18	4	4	0	0	0	20.2	22	6	5	2	0	6	0	21	0	0
	OAKLAND	13	8	3.47	29	29	0	0	0	181.1	166	71	70	11	3	63	3	140	10	0
2013	OAKLAND	12	8	3.97	32	32	1	0	0	197.0	178	92	87	25	7	63	2	134	7	0
2014	OAKLAND	(Injured — did not pitch)																		
AL Totals		25	16	3.73	61	61	1	0	0	378.1	344	163	157	36	10	126	5	274	17	0
NL Totals		0	0	0.00	1	1	0	0	0	5.2	4	0	0	0	0	1	0	1	0	0
ML Totals		25	16	3.68	62	62	1	0	0	384.0	348	163	157	36	10	127	5	275	17	0

CAREER TRANSACTIONS

2007 — Selected by the Arizona Diamondbacks organization in the 1st round (ninth selection overall) of the First-Year Player Draft. **2011** — Traded to the Oakland Athletics with pitcher Ryan Cook and outfielder Collin Cowgill for pitchers Trevor Cahill and Craig Breslow and cash considerations, December 9. **2014** — On the disabled list, March 20 to October 29.

DIVISION SERIES RECORD

Year	Club/Opp	W	L	ERA	G	GS	CG	SHO	SV	IP	H	R	ER	HR	HB	BB	IBB	SO	WP	BK
2011	ARI vs. MIL	0	0	27.00	1	0	0	0	0	0.1	2	1	1	0	0	1	0	0	0	0
2012	OAK vs. DET	0	2	4.26	2	2	0	0	0	12.2	14	7	6	1	1	2	0	11	2	0
2013	OAK vs. DET	1	0	5.40	1	1	0	0	0	5.0	5	3	3	0	0	1	0	1	0	0
Totals		1	2	5.00	4	3	0	0	0	18.0	21	11	10	1	1	4	0	12	2	0

VS. THE AMERICAN LEAGUE

2014		CAREER												
ERA	W	L	S	G	IP	ER	vs. TEAM	ERA	W	L	S	G	IP	ER
—	0	0	0	0	0.0	0	Baltimore	5.33	2	1	0	4	25.1	15
—	0	0	0	0	0.0	0	Boston	1.77	2	0	0	3	20.1	4
—	0	0	0	0	0.0	0	Chicago	1.37	2	0	0	3	19.2	3
—	0	0	0	0	0.0	0	Cleveland	4.50	2	1	0	3	18.0	9
—	0	0	0	0	0.0	0	Detroit	10.00	0	2	0	2	9.0	10
—	0	0	0	0	0.0	0	Houston	1.17	0	0	0	2	15.1	2
—	0	0	0	0	0.0	0	Kansas City	3.50	0	1	0	3	18.0	7
—	0	0	0	0	0.0	0	Los Angeles	5.05	2	3	0	8	46.1	26
—	0	0	0	0	0.0	0	Minnesota	2.63	2	0	0	4	24.0	7
—	0	0	0	0	0.0	0	New York	1.50	1	0	0	3	24.0	4
—	0	0	0	0	0.0	0	Oakland	—	0	0	0	0	0.0	0
—	0	0	0	0	0.0	0	Seattle	5.19	3	3	0	7	43.1	25
—	0	0	0	0	0.0	0	Tampa Bay	3.55	0	2	0	4	25.1	10
—	0	0	0	0	0.0	0	Texas	2.93	6	1	0	7	46.0	15
—	0	0	0	0	0.0	0	Toronto	3.46	1	0	0	2	13.0	5

VS. THE NATIONAL LEAGUE

2014		CAREER												
ERA	W	L	S	G	IP	ER	vs. TEAM	ERA	W	L	S	G	IP	ER
—	0	0	0	0	0.0	0	Arizona	10.80	0	1	0	1	5.0	6
—	0	0	0	0	0.0	0	Colorado	0.00	1	0	0	1	7.0	0
—	0	0	0	0	0.0	0	Los Angeles	0.00	0	0	0	1	5.2	0
—	0	0	0	0	0.0	0	St. Louis	0.00	0	0	0	1	3.2	0
—	0	0	0	0	0.0	0	San Francisco	5.40	1	1	0	3	15.0	9

MONTHLY BREAKDOWN

2014		CAREER												
ERA	W	L	S	G	IP	ER	by MONTH	ERA	W	L	S	G	IP	ER
—	0	0	0	0	0.0	0	April	6.31	1	4	0	7	35.2	25
—	0	0	0	0	0.0	0	May	3.38	3	4	0	11	66.2	25
—	0	0	0	0	0.0	0	June	2.13	6	1	0	11	72.0	17
—	0	0	0	0	0.0	0	July	4.69	3	1	0	9	55.2	29
—	0	0	0	0	0.0	0	August	3.35	6	3	0	12	80.2	30
—	0	0	0	0	0.0	0	September	3.74	5	3	0	11	67.1	28
—	0	0	0	0	0.0	0	October	4.50	1	0	0	1	6.0	3

PITCHING BREAKDOWN

2014		CAREER												
ERA	W	L	S	G	IP	ER	by CATEGORY	ERA	W	L	S	G	IP	ER
—	0	0	0	0	0.0	0	Home	3.33	13	9	0	34	216.0	80
—	0	0	0	0	0.0	0	Away	4.13	12	7	0	28	168.0	77
—	0	0	0	0	0.0	0	Day	3.60	10	5	0	22	135.0	54
—	0	0	0	0	0.0	0	Night	3.72	15	11	0	40	249.0	103
—	0	0	0	0	0.0	0	Pre-ASG	3.53	11	10	0	33	199.0	78
—	0	0	0	0	0.0	0	Post-ASG	3.84	14	6	0	29	185.0	79
—	0	0	0	0	0.0	0	Starter	3.68	25	16	0	62	384.0	157
—	0	0	0	0	0.0	0	Reliever	—	0	0	0	0	0.0	0

BALLPARK BREAKDOWN

	ERA	W	L	S	G	IP	ER
Angel Stadium of Anaheim	2.61	1	0	0	2	10.1	3
AT&T Park	27.00	0	1	0	1	2.0	6
Camden Yards	4.85	1	0	0	2	13.0	7
Chase Field	5.06	0	1	0	2	10.2	6
Coors Field	0.00	1	0	0	1	7.0	0
Fenway Park	1.35	1	0	0	1	6.2	1
Globe Life Park in Arlington	3.60	2	1	0	3	20.0	8
Kauffman Stadium	4.91	0	1	0	2	11.0	6
Minute Maid Park	1.29	0	0	0	1	7.0	1
O.co Coliseum	3.42	13	9	0	33	210.1	80
Progressive Field	8.10	1	1	0	2	10.0	9
Rogers Centre	4.50	1	0	0	1	6.0	3
Safeco Field	5.11	2	1	0	4	24.2	14
Target Field	3.00	1	0	0	3	18.0	6
Tropicana Field	2.92	0	1	0	2	12.1	4
U.S. Cellular Field	2.57	1	0	0	1	7.0	2
Yankee Stadium	1.13	0	0	0	1	8.0	1

FIELDING STATISTICS

Pitcher		Year	Pct.	G	PO	A	E	TC	DP
2011	1.000	1	0	1	0	1	0	1	0
2012	.889	29	9	15	3	27	2	0	0
2013	.897	32	14	21	4	39	0	2	0
Totals	.896	62	23	37	7	67	2	2	0

PARKER'S CAREER BESTS

Low Hit Complete Game: 8, August 19, 2013 vs. Seattle
Innings Pitched: 9.0, August 19, 2013 vs. Seattle
Strikeouts: 9, June 27, 2012 at Seattle
Pitches: 117, August 24, 2013 at Baltimore
Longest Winning Streak: 9, May 28, 2013 to September 4, 2013
Longest Losing Streak: 4, April 2 to 25, 2013
Longest Scoreless Streak: 18.0, May 23 to June 4, 2012

**INFIELDER****Height/Weight:** 6-0 / 190**Bats/Throws:** Switch / Right**Birthdate:** October 31, 1985**Opening Day Age:** 29**Birthplace/Resides:** Brockport, New York / El Cajon, California**Major League Service:** 1 year, 77 days**Obtained:** Acquired from the San Diego Padres with Andrew Werner for Tyson Ross and A.J. Kirby-Jones, November 16, 2012**Contract Status:** First year of a one-year contract through 2015**NON-ROSTER INVITEE****CAREER HIGHLIGHTS**

Has spent parts of each of the last four seasons in the majors with San Diego (2011-12) and Oakland (2013-14) and has a .179 average in 114 games...appeared in a career-high 55 games with the Padres in 2012...was originally drafted by San Diego in the 26th round of the 2007 draft and is a .264 (720-for-2729) hitter with 167 doubles, 16 triples, 47 home runs and 343 RBI in 777 games over eight seasons in the minors...has 376 walks for a .360 on-base percentage...has played every position except catcher as a minor leaguer...named to the Texas League's Southern Division All-Star Team in 2010 and was a Midwest League Midseason All-Star in 2008...played for Peoria in the Arizona Fall League in 2010.

2014 HIGHLIGHTS

Batted .152 with a home run and three RBI in 21 games over three stints with Oakland...also combined for a .274 batting average with seven home runs and a minor league career-high 57 RBI in 103 games with Triple-A Round Rock and Triple-A Sacramento...started 11 games at shortstop with the A's, three at second base and one in left field...also appeared in one game at third base...committed one error as a shortstop for a .972 fielding percentage...hit .217 in Oakland, .087 on the road...was 0-for-9 with runners in scoring position and is 7-for-52 (.135) in his career...was with the A's during Spring Training but was designated for assignment Feb. 27 and claimed off waivers by Texas March 3...began the season at Round Rock but was designated for assignment April 18 and was claimed off waivers by the A's April 21...was assigned to Sacramento...was recalled for the first time June 13 when Alberto Callaspo was placed on the paternity list...went 1-for-6 (.167) with a double and RBI in two starts (one at second base, one at shortstop) before he was sent back to Sacramento following the game June 15 prior to Callaspo's return...recalled for a second time July 12 when Callaspo went on the DL...went 2-for-6 (.333) with a double in three games, including two starts (one in left field, one at second base) before he was optioned following the game July 20...was called up for a third time Aug. 15 when Jed Lowrie went on the DL and spent the remainder of the season with the A's...started 10 of the A's 15 games at shortstop from Aug. 15 to 31 and went 3-for-29 (.103) in 12 games total over that span...appeared in just four games in September after Lowrie was reinstated from the DL Sept. 1 (1-for-5, .200)...hit his second career home run August 24 against Los Angeles (AL), his first since April 8, 2012, a span of 72 games.

MINORS: In addition to his 57 RBI, he also had minor league career-highs in hits (117) and at bats (427)...his .286 batting average ranked seventh in the A's farm system and he was 10th in on-base percentage (.363)...hit .276 (86-for-312) with six of his seven home runs against right-handed pitching, .270 (31-for-115) against left-handers...batted .333 with runners in scoring position but had a .179 average with RISP and two outs...was 5-for-12 (.417) with 12 RBI with the bases loaded...had a .184 batting average and .287 on-base percentage when leading off an inning...appeared in 98 games at shortstop, five at second base and one each at first base and third base...made 14 errors as a shortstop for a .965 fielding percentage...also committed one error as a third baseman...saw his most action with 63 games batting second in the order...began the season at Round Rock where he hit .189 in 13 games...went 1-for-2 and was hit by a pitch twice in his final game with the Express April 17 against Omaha...that began a 37-game reaching base streak that ran through June 1...hit .346 with a .417 on-base percentage during the streak, which was second longest in the Pacific Coast League in 2014...it also started a 15-game road hitting streak, which also ran through June 1 (24-for-65, .369)...reported to Sacramento April 24 and hit .286 with all seven of his home runs in 90 games with the River Cats...batted .351 with runners in scoring position...had a season-high 13-game hitting streak from April 29 to May 11 (20-for-52,

.385)...walked a season-high three times May 10 against Salt Lake...had his first of six three-hit games May 15 against Tacoma...struck out a season-high four times May 17 against Tacoma...had a 10-game hitting streak from May 22 to June 1...went 17-for-51 (.333) with 12 runs scored and 10 RBI during the streak...had back-to-back three-hit games May 30 against Albuquerque and May 31 at Fresno...finished May with a .336 batting average in 28 games, his best single-month mark in 2014...was batting .344 with three home runs and 24 RBI in 44 games with Sacramento when he was recalled by Oakland June 13...then hit .222 with four home runs and 17 RBI in 24 games during his second stint from June 16 to July 11...had season highs in hits (3) and RBI (3) July 4 at Reno...returned to Sacramento a final time July 21 and hit .236 over his last 22 games...struck out a season-high four times Aug. 7 and 11 at Reno.

CAREER

2013 Had two stints with Oakland and went 4-for-34 (.118) with two doubles and one RBI in 14 games...struck out 12 times in 36 plate appearances...the switch-hitter went 3-for-18 (.167) against left-handed pitching compared to 1-for-16 (.063) against right-handers...was 0-for-15 in Oakland...started four games at second base, two at shortstop and one at third base...made all seven of his starts batting ninth...also went 0-for-3 as a pinch hitter...was recalled from Triple-A Sacramento the first time April 10 went 3-for-24 (.125) with a double in nine games, including six starts, before he was optioned April 25...returned to Oakland when rosters expanded Sept. 1 and went 1-for-10 (.100) in five games, including a start at shortstop Sept. 16 against Los Angeles (AL)...spent the balance of the season with Sacramento where he hit .210 with a .300 on-base percentage and .302 slugging percentage in 108 games...all three figures were his lowest as a minor leaguer...the slugging percentage was the lowest mark in the Pacific Coast League and the batting average and on-base percentage were second lowest...had four home runs and 36 RBI in 108 games...struck out 102 times...hit .202 with all four of his home runs against right-handed pitching compared to .240 against left-handers...belted all four of his home runs at home...batted .176 with the bases empty compared to .246 with runners on...appeared in 85 games at shortstop, 18 at third base and five at second base...committed 15 errors at shortstop for a .961 fielding percentage...had four errors at third base (.917) and none at second base...saw his most action with 84 games batting ninth...went 4-for-23 (.174) with one RBI over his first six games before he was promoted to Oakland April 10 when Scott Sizemore went on the disabled list...returned to Sacramento April 26...went 4-for-5 with three RBI May 26 at Tucson...the four hits were a season high...homed in back-to-back games May 29 and 30 against Salt Lake and hit three of his four home runs over a 12-game stretch from May 17-30...had 10 of his 36 RBI over a five-game stretch from May 25-30...had a grand slam and a season-high four RBI in the game on the 30th against the Bees...hit .247 in the month of July, his best single month batting average in 2013...had a season-high nine-game hitting streak from July 31 to August 10 (9-for-29, .310) to lift his overall batting average to .227...then went 7-for-59 (.119) over his final 19 games to finish the year at .210.

2012—Split his season between San Diego and Triple-A Tucson, batting .207 in 55 games with the Padres and .328 in 65 games with Tucson...added a home run and six RBI with San Diego in his second season in the majors...walked 17 times, seven of which were intentional...batted .174 in 40 games before the All-Star Break...then hit .333 in 15 games during a September call-up...batted .214 against left-handed pitching compared to .203 against right-handers...was 7-for-25 (.280) when leading off an inning...made 22 starts at shortstop, eight at second base and one at third base...also appeared in one game in right field...all six of his errors came as a shortstop where he had a .940 fielding percentage...was 3-for-13 (.231) with a RBI, walk and eight strikeouts as a pinch hitter...was on the Padres Opening Day roster for the first time...hit his first Major League home run April 8 against Los Angeles (NL), a fourth inning solo shot off Aaron Harang...also singled for his first career multiple-hit game...hit safely in a career-high five consecutive games from April 15 to 24 (6-for-16, .375)...had a career-long 0-for-19 streak from May 9 to 21...was placed on the disabled list May 31 with a sprained right wrist...hit .375 during a six-game rehab assignment with Tucson before he was reinstated from the DL June 24...went 0-for-1 June 25 at Houston and was optioned to Tucson following the game...returned to San Diego Sept. 4, going 8-for-24 (.333) with six walks (.452 on-base percentage) over his final 15 games...in addition to his .328 batting average, he added 23 doubles and 32 RBI in 65 games with Tucson...walked 25 times to fuel a .400 on-base percentage...the batting average and on-base percentage were his best as a minor leaguer...hit .426 with runners in scoring position, .348 against left-handed pitching and .348 at home...appeared in 39 games at shortstop, 11 at second base, six in left field and four at third base...committed six errors as a shortstop (.964 fielding percentage), one as a second baseman (.982), one as

a third baseman (.875) and one as an outfielder (.917)...hit .413 with a .500 on-base percentage in 19 games batting leadoff...batted .360 in 28 games in August.

2011—Made his Major League debut with the Padres after playing for both Double-A San Antonio and Triple-A Tucson...had his contract selected Aug. 26 and made his Big League debut that day at Arizona...collected his first hit Aug. 28 at Arizona in a start in right field...made 13 starts for the Padres, including seven at third base, three at second base, two at shortstop and one in right field...did not commit an error over 127.0 combined innings...began the year at Tucson before being transferred to San Antonio...combined to hit .315 with 12 home runs and 56 RBI in 88 games...played for Cibao in the Dominican Winter League following the season and hit .192 with 11 walks in 16 games.

2010—Played significant time at five different positions en route to 125 games for Double-A San Antonio...named to the Texas League’s Southern Division All-Star team...played first base (2), second base (26), third base (17), shortstop (44), left field (20), center field (1), right field (10) and designated hitter (10)...finished third in the Texas League in walks (68) and was tied for sixth in doubles (28)...had minor league career-highs in games, runs (70), doubles, triples (4), and home runs (11)...batted .349 with seven doubles, four RBI, 12 runs and nine walks in 20 games for the Arizona Fall League’s Peoria Saguaros.

2009—Batted .249 with two home runs and 32 RBI between Single-A Fort Wayne and Single-A Lake Elsinore...appeared in 51 games at second base, 20 at third base, 14 at shortstop, four at first base, two in left field and one in center field...played 94 of his 99 games with Lake Elsinore...began the season playing in eight games for the Storm before being sent to Fort Wayne April 23 for five games...returned to Lake Elsinore April 29 for the remainder of the season...went 2-for-7 (.286) in two postseason games.

2008—Named as a starter to the Midwest League Midseason All-Star Team with Fort Wayne...ranked second in the league in walks (71) and sixth in on-base percentage (.366)...the walks were a career-high as were his eight stolen bases and 127 strikeouts...appeared in 89 games at second base, 15 at third base and 13 at shortstop.

2007—Drew 30 walks in 69 games during his first professional season at Single-A Eugene...batted .271 with three home runs and 38 RBI in 69 games...added a team-leading 20 doubles...appeared in 47 games at shortstop and 20 at second base.

PERSONAL/MISCELLANEOUS

Andrew B. Parrino was originally signed by Padres scout Jim Bretz...was the 2007 MAAC Player of the Year for Le Moyne College...named third-team All-America by Louisville Slugger and *Collegiate Baseball*...helped lead the Dolphins to the MAAC championship and the program’s fourth appearance in the NCAA Tournament...only the 12th position player and the sixth infielder to be selected in the amateur draft in Le Moyne College history.

LIFETIME PLAYING RECORD

Year	Club	AVG.	G	AB	R	H	2B	3B	HR	RBI	SH	SF	HP	BB	SO	SB	CS	SLG	OBP	E
2007	Eugene	.271	69	251	32	68	20	1	3	38	1	0	7	30	73	2	2	.394	.365	10
2008	Fort Wayne	.252	120	405	67	102	20	0	7	43	4	3	4	71	127	8	5	.353	.366	21
2009	Fort Wayne	.500	5	18	3	9	2	0	0	3	0	0	0	3	3	0	0	.611	.571	0
	Lake Elsinore	.235	94	311	52	73	16	1	2	29	1	4	4	51	85	8	2	.312	.346	12
2010	San Antonio	.246	125	410	70	101	28	4	11	49	4	2	8	68	115	4	2	.415	.363	16
2011	Tucson	.327	48	153	26	50	13	1	3	24	0	4	5	16	25	2	1	.484	.399	4
	San Antonio	.303	40	152	28	46	7	1	9	32	1	3	1	22	40	3	1	.539	.388	5
	SAN DIEGO	.182	24	44	3	8	1	0	0	4	0	1	1	9	17	1	0	.205	.327	0
2012	SAN DIEGO	.207	55	116	9	24	5	0	1	6	2	1	2	17	35	1	0	.276	.316	6
	Tucson	.328	65	235	43	77	23	3	1	32	0	1	4	25	49	6	2	.464	.400	9
2013	Sacramento	.210	108	367	43	77	16	3	4	36	3	2	5	43	102	3	1	.302	.300	19
	OAKLAND	.118	14	34	2	4	2	0	0	1	0	0	0	2	12	0	0	.176	.167	1
2014	Round Rock	.189	13	53	4	10	3	0	0	5	0	0	3	3	12	0	0	.245	.271	2
	Sacramento	.286	90	374	57	107	19	2	7	52	1	1	2	44	97	7	0	.404	.363	13
	OAKLAND	.152	21	46	4	7	3	0	1	3	0	1	1	3	14	0	0	.283	.216	1
AL Totals		.138	35	80	6	11	5	0	1	4	0	1	1	5	26	0	0	.238	.195	2
NL Totals		.200	79	160	12	32	6	0	1	10	2	2	3	26	52	2	0	.256	.319	6
ML Totals		.179	114	240	18	43	11	0	2	14	2	3	4	31	78	2	0	.250	.281	8

CAREER TRANSACTIONS

2007 — Selected by the San Diego Padres organization in the 26th round of the First-Year Player Draft. **2012** — On the disabled list, May 31 to June 23; included rehabilitation assignment to Tucson, June 15 to 23. Traded to the Oakland Athletics with pitcher Andrew Werner for pitcher Tyson Ross and minor league first baseman, A.J. Kirby-Jones, November 16.

WILD CARD RECORD

Year	Club/Opp.	AVG.	G	AB	R	H	2B	3B	HR	RBI	SH	SF	HP	BB	SO	SB	CS	SLG	OBP	E	
2014	OAK vs. KC																				(Did not play)

VS. THE AMERICAN LEAGUE

2014					CAREER					
AVG.	AB	H	HR	RBI	vs. TEAM	AVG.	AB	H	HR	RBI
.000	3	0	0	0	Baltimore	.000	3	0	0	0
—	0	0	0	0	Boston	.333	6	2	0	0
.000	2	0	0	0	Chicago	.000	2	0	0	0
—	0	0	0	0	Cleveland	—	0	0	0	0
—	0	0	0	0	Detroit	.000	6	0	0	0
.100	10	1	0	0	Houston	.071	14	1	0	0
—	0	0	0	0	Kansas City	—	0	0	0	0
.250	12	3	1	2	Los Angeles	.160	25	4	1	2
—	0	0	0	0	Minnesota	.000	3	0	0	0
.167	6	1	0	1	New York	.167	6	1	0	1
—	0	0	0	0	Oakland	—	0	0	0	0
.667	3	2	0	0	Seattle	.600	5	3	0	1
—	0	0	0	0	Tampa Bay	.000	3	0	0	0
—	0	0	0	0	Texas	.000	1	0	0	0
—	0	0	0	0	Toronto	—	0	0	0	0

VS. THE NATIONAL LEAGUE

2014					CAREER					
AVG.	AB	H	HR	RBI	vs. TEAM	AVG.	AB	H	HR	RBI
—	0	0	0	0	Arizona	.261	23	6	0	2
.000	6	0	0	0	Atlanta	.000	6	0	0	0
—	0	0	0	0	Chicago	.300	10	3	0	1
—	0	0	0	0	Cincinnati	—	0	0	0	0
—	0	0	0	0	Colorado	.281	32	9	0	3
—	0	0	0	0	Los Angeles	.222	18	4	1	1
—	0	0	0	0	Miami	.250	4	1	0	0
—	0	0	0	0	Milwaukee	.222	9	2	0	0
.000	4	0	0	0	New York	.071	14	1	0	2
—	0	0	0	0	Philadelphia	.111	9	1	0	0
—	0	0	0	0	Pittsburgh	—	0	0	0	0
—	0	0	0	0	St. Louis	.286	7	2	0	0
—	0	0	0	0	San Diego	—	0	0	0	0
—	0	0	0	0	San Francisco	.087	23	2	0	1
—	0	0	0	0	Washington	.091	11	1	0	0

MONTHLY BREAKDOWN

2014					CAREER					
AVG.	AB	H	HR	RBI	by MONTH	AVG.	AB	H	HR	RBI
—	0	0	0	0	April	.175	63	11	1	1
—	0	0	0	0	May	.154	52	8	0	2
.167	6	1	0	1	June	.143	7	1	0	1
.333	6	2	0	0	July	.333	6	2	0	0
.103	29	3	1	2	August	.135	37	5	1	2
.200	5	1	0	0	September	.214	70	15	0	8
—	0	0	0	0	October	.200	5	1	0	0

BATTING BREAKDOWN

2014					CAREER					
AVG.	AB	H	HR	RBI	by CATEGORY	AVG.	AB	H	HR	RBI
.217	23	5	1	3	Home	.202	109	22	2	10
.087	23	2	0	0	Away	.160	131	21	0	4
.231	13	3	0	0	Day	.200	95	19	1	5
.121	33	4	1	3	Night	.166	145	24	1	9
.333	9	3	0	1	Pre-ASG	.176	125	22	1	4
.108	37	4	1	2	Post-ASG	.183	115	21	1	10
.150	20	3	0	1	vs. LHP	.184	87	16	0	4
.154	26	4	1	2	vs. RHP	.176	153	27	2	10
.000	9	0	0	1	RISP	.135	52	7	0	10
.000	1	0	0	0	Bases Loaded	.000	4	0	0	1
—	0	0	0	0	Pinch Hitter	.176	17	3	0	1
—	0	0	0	0	Designated Hitter	—	0	0	0	0

BALLPARK BREAKDOWN

	AVG.	AB	H	HR	RBI
Angel Stadium	.091	11	1	0	0
AT&T Park	.000	15	0	0	0
Busch Stadium	.286	7	2	0	0
Chase Field	.250	12	3	0	0
Citi Field	.100	10	1	0	2
Citizens Bank Park	.000	6	0	0	0
Coors Field	.250	16	4	0	1
Dodger Stadium	.250	8	2	0	0
Fenway Park	.333	6	2	0	0
Miller Park	.200	5	1	0	0
Minute Maid Park	.000	8	0	0	0
Nationals Park	.000	4	0	0	0
O.co Coliseum	.132	38	5	1	3
PETCO Park	.239	71	17	1	7
Safeco Field	.600	5	3	0	1
Target Field	.000	2	0	0	0
Tropicana Field	.000	3	0	0	0
Turner Field	.000	6	0	0	0
U.S. Cellular Field	.000	2	0	0	0
Wrigley Field	.400	5	2	0	0

FIELDING STATISTICS

Second Base

Year	Pct.	G	PO	A	E	TC	DP
2011	1.000	3	6	9	0	15	2
2012	1.000	15	18	20	0	38	5
2013	.952	5	12	8	1	21	2
2014	1.000	4	7	11	0	18	7
Totals	.989	27	43	48	1	92	16

Third Base

Year	Pct.	G	PO	A	E	TC	DP
2011	1.000	11	6	16	0	22	2
2012	1.000	2	0	4	0	4	0
2013	1.000	2	1	2	0	3	0
2014	1.000	1	1	0	0	1	0
Totals	1.000	16	8	22	0	30	2

Shortstop

Year	Pct.	G	PO	A	E	TC	DP
2011	1.000	4	1	10	0	11	2
2012	.940	26	26	68	6	100	11
2013	1.000	7	1	12	0	13	1
2014	.972	14	12	23	1	36	4
Totals	.956	51	40	113	7	160	18

Outfield

Year	Pct.	G	PO	A	E	TC	DP
2011	1.000	5	5	0	0	5	0
2012	—	1	0	0	0	0	0
2014	—	2	0	0	0	0	0
Totals	1.000	8	5	0	0	5	0

PARRINO'S CAREER BESTS

Hits: 2 (six times), last: August 24, 2014 vs. Los Angeles (AL)

Home Runs: 1 (twice), last: August 24, 2014 vs. Los Angeles (AL)

Runs Batted In: 2, May 24, 2012 at New York (NL)

Stolen Bases: 1 (twice), last: April 24, 2012 vs. Washington

Hitting Streak: 5, April 15 to 24, 2012

Hitless Streak (At Bats): 19, May 9 to 21, 2012

Game Ending RBI: None.

Grand Slams: None.

Pinch-Hit Home Runs: None.

Inside-The-Park Home Runs: None.

Lead Off Home Runs: None.

**CATCHER****Height/Weight:** 5-10 / 225**Bats/Throws:** Right / Right**Birthdate:** February 12, 1988**Opening Day Age:** 27**Birthplace/Resides:** Terre Haute, Indiana / Indianapolis, Indiana**Major League Service:** 114 days**Obtained:** Acquired from the Chicago White Sox with Chris Bassitt, Rangel Ravelo and Marcus Semien for Jeff Samardzija and Michael Ynoa, December 9, 2014**Contract Status:** First year of a one-year contract through 2015**CAREER HIGHLIGHTS**

Has spent parts of the last two seasons with Chicago (AL) and has a .207 batting average with seven home runs and 29 RBI in 76 games...was originally drafted by the White Sox as a compensation pick following the first round of the 2009 draft and is a .266 career hitter with 67 home runs and 279 RBI in 486 games in six seasons in the minors...has tossed out 12-of-48 (25.0%) attempted base stealers at the major league level and 189-of-432 (43.8%) as a minor leaguer...was named to the International League Postseason All-Star team in 2014...was selected to the Triple-A All-Star Team and the All-Star Futures Game in 2013 but did not play following a July 5 promotion to Chicago...was a MiLB Rawlings Gold Glove Award winner at Charlotte in 2012.

2014 HIGHLIGHTS

Spent the entire season at Triple-A Charlotte before being promoted to Chicago (AL) Sept. 2...hit .216 with three home runs and seven RBI in 11 games with the White Sox...added two doubles and five of his eight hits were for extra bases...hit .222 (6-for-27) against right-handed pitching compared to .200 (2-for-10) against left-handers...both of his hits off lefties were home runs...has three home runs in 56 career at bats against lefties and four in 185 at bats against righties...batted .333 with all three of his home runs at home, .105 on the road...went 0-for-10 with runners in scoring position...started 10 games at catcher and committed one error in 11 games overall behind the plate (.989 fielding percentage)...tossed out 2-of-8 (25.0%) attempted base stealers and has thrown out 12-of-48 (25.0%) in his two seasons with Chicago...went 0-for-11 over his first four games before singling to lead off the seventh inning Sept. 16 at Kansas City...that snapped a career-high 0-for-35 streak dating back to Sept. 18, 2013...was batting .077 with no home runs and two RBI over his first eight games...then went 6-for-11 (.545) with three multiple hit games in three games against Kansas City from Sept. 25-28...hit all three of his home runs and drove in five of his seven runs in that series...had his first career two-homer game Sept. 27 against the Royals.

CHARLOTTE: Was named to the International League Postseason All-Star team after batting .274 with 23 home runs and 75 RBI in 107 games with Charlotte...had minor league career highs in runs (69), hits (115), doubles (30), triples (4), home runs, RBI, extra base hits (57), hit by pitches (8) and sacrifice flies (7) and matched his high in walks (31)...ranked second in the IL in extra base hits, third in home runs and slugging percentage (.530), sixth in total bases (222), tied for sixth in runs and RBI and tied for eighth in hit by pitches...ranked second in the White Sox farm system in home runs and extra base hits, third in slugging, fourth in total bases, sixth in runs and RBI and ninth in doubles...hit .320 with 17 home runs and 49 RBI at home, .233 with six home runs and 26 RBI on the road...batted .276 (79-for-286) against right-handed pitching compared to .271 (36-for-133) against left-handers...13 of his 23 home runs came with runners on base...hit .258 with runners in scoring position...tossed out 41-of-94 (43.6%) attempted base stealers, which was the best percentage in the IL...also led IL catchers in games (105), total chances (893), putouts (799), assists (86) and passed balls (14)...in addition to catcher, he also went 0-for-3 in two games as the designated hitter...hit third 54 times, fifth 27 times and clean-up 26 times...had his best batting average with a .340 mark in the five spot...did not homer in April and began the season with a 21-game homerless streak...connected for his first home run May 6 against Lehigh Valley and homered 23 times over his final 86 games...batted .300 over his first 16 games through April 26...then went 15-for-67 (.224) over his next 18 contests from April 27 to May 23...had a season-high four hits May 29 at Columbus to lift his average to .278...then went 12-for-83 (.145) over his next 23 games from May 30 to June 28 to fall to .231...had a 17-game hitting streak from June 30 to

July 24...went 34-for-76 (.447) with five home runs, 20 RBI, 20 runs scored and 11 multiple hit games during the streak, which tied for fourth longest in the IL...played in the Triple-A All-Star Game for the International League and went 1-for-2 with a run scored...hit .354 in 23 games in July...was named IL Player of the Week for the period of Aug. 4-10 after going 9-for-16 (.563) with three doubles, three home runs and 13 RBI...11 of the RBI came over a two-game stretch as he drove in six runs Aug. 6 against Gwinnett and five Aug. 7 against Pawtucket...had his lone two-homer game of the season in the latter contest...had three straight three-hit games from Aug. 5-7 (9-for-12, .750)...then went 12-for-63 (.190) over his final 16 contests.

CAREER

2013—Appeared in 65 games with the White Sox after he was recalled from Triple-A Charlotte July 5...started 59 of 80 games after joining the Sox...batted .261 against left-handers and .255 at U.S. Cellular Field...threw out 25.0% (10-of-40) of attempted basestealers...pitchers recorded a 4.15 ERA when he was behind the plate...was recalled from Charlotte July 5 and made his debut that night at Tampa Bay, going 1-for-3 with two RBI (first hit and RBI off Jeremy Hellickson)...hit his first career home run July 7 at the Rays (off David Price), becoming the first Sox player since Miguel Olivo Sept. 15, 2002 at the Yankees homer within his first two career games (source: Elias)...hit a solo home run July 8 vs. the Cubs, becoming the first rookie in franchise history to record a RBI in each of his first three career games and fourth Sox player to homer in his first at-bat at U.S. Cellular Field...joined Magglio Ordonez as the only players in team history to homer in consecutive games within their first three career contests...hit a go-ahead grand slam in the sixth inning July 11 at Detroit...became the first player in Sox history to hit a grand slam within his first five career games and record eight RBI in his first five games (source: Stats, Inc)...joined Ordonez (1997) and Zeke Bonura (1934) as the only players in franchise history to hit three homers over their first five games (source: Stats, Inc.)...entered the game at second base in the 13th inning in the second game of a doubleheader July 13 at Philadelphia...hit a game-tying single in the ninth inning off Jonathan Papelbon July 14 at the Phillies...collected a season-high three hits July 20 vs. Atlanta and Sept. 14 vs. Cleveland...went 0-for-22 over his final eight games...was selected to the Triple-A All-Star Team and the U.S. Team at the All-Star Futures Game at Citi Field but did not play due to his promotion...ranked among the International League leaders in slugging percentage (2nd, .597), OPS (3rd, .966) and average (6th, .316) at the time of his promotion...led the Knights in home runs (61 games)...threw out 40.7% (24-of-59) of attempted basestealers...entered the season ranked by *Baseball America* as the No. 18 Prospect in the Sox organization and the top catcher.

2012—Batted .266 with six home runs and 48 RBI in 102 games with Triple-A Charlotte...won his first career MiLB Rawlings Gold Glove Award...led International League catchers with a .996 fielding percentage as he committed just three errors in 96 games...also led IL catchers in games, total chances (834) and putouts (772)...tossed out 46.2% (30-of-65) of attempted basestealers, which was second best in the IL...was named to the IL Midseason All-Star Team...hit five home runs in 122 at bats against left-handed pitching, one in 272 at bats against right-handers...batted .361 during the day...hit .382 in April...compiled a 13-game hitting streak from April 13 to 30 (22-for-53, .415)...belted five of his six home runs over an 11-game span from Aug. 13 to 31...homered in back-to-back games Aug. 18 at Norfolk and Aug. 20 at Durham...went 15-for-44 (.341) with five home runs and 14 RBI over his last 13 games...hit .346 (9-for-26) with a double, two homers and four RBI in seven postseason games.

2011—Combined to hit .242 with 25 doubles, two triples, nine home runs, 56 RBI and 52 runs scored in 116 games between Double-A Birmingham and Triple-A Charlotte...threw out 43.2% (35-of-81) of attempted basestealers...led Southern League catchers in total chances (676), putouts (620) and passed balls (16)...tossed out 29-of-67 (43.3%) attempted base stealers, which ranked third in the SL...homered twice and drove in four runs April 21 against Mississippi...went 4-for-4 with a home run and seven RBI June 2 against Chattanooga...was batting .241 with seven home runs and 41 RBI in 77 games when he was moved up to Charlotte July 14...hit .241 in 22 games with the Knights before he was sent back to Birmingham Aug. 15...went 3-for-20 (.150) in five postseason games for the Barons.

2010—Was limited to just 48 games due to Idiopathic Thrombocytopenic Purpura (ITP), a rare autoimmune disorder that lowers platelet count...combined to hit .284 with five home runs and 26 RBI in 48 games with Advanced Rookie Bristol, Single-A Winston-Salem and Double-A Birmingham...threw out 46.3% (19-of-41) of attempted basestealers...began the season with the Dash and appeared in six games before being placed on the disabled list due to illness April 16...played in five games with Bristol before

returning from his rehabilitation assignment June 27...was on the disabled list due to the illness for a second time from July 6 to 29...was promoted to the Barons Aug. 16...underwent offseason surgery to remove his spleen.

2009—Made his professional debut with Single-A Kannapolis and batted .224 with nine home runs and 33 RBI in 52 games...threw out 57.6 percent (30-of-52) of attempted basestealers...hit .391 with runners in scoring position and two outs...went 3-for-4 in his professional debut June 28 at Hickory...was 1-for-8 (.125) with a RBI in two postseason games.

PERSONAL/MISCELLANEOUS

Joshua Aaron Phegley was originally signed by White Sox scout Mike Shirley...is married, Jessica...attended Indiana University...was a First-Team All-Big Ten selection as a junior after hitting .344 with a team-leading 17 home runs and 66 RBI...was named a semifinalist for the Johnny Bench and Golden Spikes Awards...was a unanimous preseason All-American...was named the preseason Big Ten Player of the Year by Rivals.com...finished second in the nation with a .438 average as a sophomore...was named a Second-Team All-American by Collegiate Baseball News, the American Baseball Coaches Association and the National Collegiate Baseball Writers of America...is a 2007 graduate of Terre Haute (Ind.) North High School...was named Indiana's Mr. Baseball in 2006.

LIFETIME PLAYING RECORD

Year	Club	AVG	G	AB	R	H	2B	3B	HR	RBI	SH	SF	HP	BB	SO	SB	CS	SLG	OBP	E
2009	Kannapolis	.224	52	196	27	44	9	0	9	33	1	2	4	11	40	1	1	.408	.277	7
2010	Winston-Salem	.292	25	89	16	26	3	0	3	12	1	2	0	7	22	0	0	.427	.337	2
	Bristol	.200	5	15	1	3	1	0	0	1	0	0	1	2	4	0	0	.267	.333	0
	Birmingham	.292	18	72	7	21	4	0	2	13	3	1	1	2	22	0	0	.431	.316	1
2011	Charlotte	.241	22	79	9	19	4	0	2	6	1	2	2	8	18	0	0	.367	.326	0
	Birmingham	.242	94	364	43	88	21	2	7	50	0	3	4	23	61	1	2	.368	.292	5
2012	Charlotte	.266	102	394	40	105	22	1	6	48	0	3	4	20	60	3	0	.373	.306	3
2013	Charlotte	.316	61	231	39	73	18	1	15	41	0	5	7	15	38	1	1	.597	.368	3
	CHICAGO (AL)	.206	65	204	14	42	7	0	4	22	2	2	0	5	41	2	0	.299	.223	5
	Charlotte	.274	107	419	69	115	30	4	23	75	2	7	8	31	72	0	1	.530	.331	8
2014	CHICAGO (AL)	.216	11	37	4	8	2	0	3	7	0	1	0	11	0	0	.514	.211	1	
ML Totals		.207	76	241	18	50	9	0	7	29	2	3	0	5	52	2	0	.332	.221	6

CAREER TRANSACTIONS

2009 — Selected by the Chicago White Sox organization as a compensation pick following the first round of the First-Year Player Draft. **2014** — Traded to the Oakland Athletics with pitcher Chris Bassitt and infielders Rangel Ravelo and Marcus Semien for pitchers Jeff Samardzija and Michael Ynoa, December 9.

VS. THE AMERICAN LEAGUE

2014		CAREER								
AVG.	AB	H	HR	RBI	vs. TEAM	AVG.	AB	H	HR	RBI
—	0	0	0	0	Baltimore	.167	6	1	0	0
—	0	0	0	0	Boston	.167	6	1	0	0
—	0	0	0	0	Chicago	—	0	0	0	0
—	0	0	0	0	Cleveland	.240	25	6	0	3
.000	3	0	0	0	Detroit	.184	49	9	1	7
—	0	0	0	0	Houston	.167	12	2	0	1
.500	14	7	3	6	Kansas City	.195	41	8	3	7
—	0	0	0	0	Los Angeles	—	0	0	0	0
.000	8	0	0	0	Minnesota	.171	35	6	0	0
—	0	0	0	0	New York	.222	18	4	0	2
.000	3	0	0	0	Oakland	.000	3	0	0	0
—	0	0	0	0	Seattle	—	0	0	0	0
.111	9	1	0	1	Tampa Bay	.188	16	3	1	4
—	0	0	0	0	Texas	.429	7	3	1	2
—	0	0	0	0	Toronto	.000	4	0	0	0

VS. THE NATIONAL LEAGUE

2014		CAREER								
AVG.	AB	H	HR	RBI	vs. TEAM	AVG.	AB	H	HR	RBI
—	0	0	0	0	Atlanta	.429	7	3	0	1
—	0	0	0	0	Chicago (NL)	.333	3	1	1	1
—	0	0	0	0	Philadelphia	.333	9	3	0	1

MONTHLY BREAKDOWN

2014		CAREER								
AVG.	AB	H	HR	RBI	by MONTH	AVG.	AB	H	HR	RBI
—	0	0	0	0	July	.219	64	14	3	11
—	0	0	0	0	August	.205	78	16	1	6
.216	37	8	3	7	September	.202	99	20	3	12

BATTING BREAKDOWN

2014		CAREER								
AVG.	AB	H	HR	RBI	by CATEGORY	AVG.	AB	H	HR	RBI
.333	18	6	3	5	Home	.267	120	32	5	15
.105	19	2	0	2	Road	.149	121	18	2	14
.154	13	2	0	2	Day	.227	66	15	3	11
.250	24	6	3	5	Night	.200	175	35	4	18
—	0	0	0	0	Pre-ASG	.241	29	7	3	9
.216	37	8	3	7	Post-ASG	.203	212	43	4	20
.200	10	2	2	2	vs. LHP	.250	56	14	3	5
.222	27	6	1	5	vs. RHP	.195	185	36	4	24
.000	10	0	0	2	RISP	.220	59	13	1	21
.000	1	0	0	1	Bases Loaded	.400	5	2	1	9
—	0	0	0	0	Pinch Hitter	.000	2	0	0	0
—	0	0	0	0	Designated Hitter	—	0	0	0	0

BALLPARK BREAKDOWN

	AVG.	AB	H	HR	RBI
Camden Yards	.167	6	1	0	0
Citizens Bank Park	.333	9	3	0	1
Comerica Park	.040	25	1	1	4
Fenway Park	.167	6	1	0	0
Kauffman Stadium	.133	15	2	0	2
Progressive Field	.143	14	2	0	1
Target Field	.150	20	3	0	0
Tropicana Field	.188	16	3	1	4
U.S. Cellular Field	.267	120	32	5	15
Yankee Stadium	.200	10	2	0	2

FIELDING STATISTICS

Catcher

YEAR	PCT.	G	PO	A	E	TC	DP	PB
2013	.989	64	415	29	5	449	4	8
2014	.989	11	75	13	1	89	1	2
Totals	.989	75	490	42	6	538	5	10

Second Base

YEAR	PCT.	G	PO	A	E	TC	DP
2013	—	1	0	0	0	0	0
Totals	—	1	0	0	0	0	0

PHLEGLEY'S CAREER BESTS

Hits: 3 (twice), last: September 14, 2013 vs. Cleveland
Home Runs: 2, September 27, 2014 vs. Kansas City
Runs Batted In: 4, July 11, 2013 vs. Detroit

Stolen Bases: 1 (twice), last: September 24, 2013 at Cleveland

Hitting Streak: 5, August 22 to 26, 2013

Hitless Streak (At Bats): 35, September 18, 2013 to September 16, 2014

Game Ending RBI: 1, August 24, 2013 vs. Texas (single)

Grand Slams: 1, July 11, 2013 at Detroit (Anibal Sanchez).

Pinch-Hit Home Runs: None.

Inside-The-Park Home Runs: None.

Lead Off Home Runs: None.

**LEFT-HANDED PITCHER****Height/Weight:** 6-5 / 240**Bats/Throws:** Right / Left**Birthdate:** November 22, 1988**Opening Day Age:** 26**Birthplace/Resides:** Collierville, Tennessee / Collierville, Tennessee**Major League Service:** 2 years, 13 days**Obtained:** Acquired from the Colorado Rockies with Chris Jensen for Brett Anderson and cash considerations, December 10, 2013**Contract Status:** First year of a one-year contract through 2015**CAREER HIGHLIGHTS**

Went 5-4 with a 2.35 ERA in 20 games, including 10 starts, in his first season with Oakland in 2014 after going 4-14 with a 5.20 ERA in 34 games, 30 starts, over the previous three seasons with the Rockies... is 9-18 with a 4.24 ERA in 54 games, 40 starts, in four seasons in the majors...was originally drafted by Cleveland in the 1st round (fifth selection overall) of the 2010 First-Year Player Draft but did not pitch until 2011...is 19-10 with a 3.08 ERA (99 er in 289.0 ip) in 54 starts over four seasons in the minors... was traded by Cleveland to the Rockies Aug. 17, 2011...made his Major League debut Sept. 11, 2011 after just 20 minor league starts...selected to the Futures Game in 2011 and was also a Carolina League Midseason All-Star...named the Rockies No.1 prospect by *Baseball America* prior to the 2012 season.

2014 HIGHLIGHTS

Spent most of the season with the A's and split his time between the bullpen and the starting rotation... was 1-1 with a 1.62 ERA in 10 relief appearances and 4-3 with a 2.58 ERA in 10 starts...combined for a 5-4 record and a 2.35 ERA in 20 games overall...missed 24 games from June 17 to July 12 while on the disabled list and made eight starts with Sacramento from July 12 to Aug. 21...his five wins were a career high as he had just four victories in 34 games entering the season...the ERA was a career low as was his opponents batting average (.204), on-base percentage (.282) and slugging percentage (.304)... his opponents batting average included a .196 (38-for-194) mark by right-handed hitters compared to .232 (13-for-56) by left-handers...entered the season with a .298 career average against righties compared to .165 against lefties...has allowed 22 of his 25 career home runs against righties...five of the seven home runs he allowed in 2014 were solo shots and four came on the first pitch...yielded a .175 batting average with runners in scoring position, including .095 with RISP and two outs...has a .150 (12-for-80) opponents average with RISP and two outs in his career...allowed a .152 average to batters leading off an inning and opponents are hitting .153 (13-for-85) in that situation over the last two years...had a .182 opponents average the first time through the lineup, .221 with five of his seven home runs the second time and .259 after that...opponents hit .146 with two strikes...was 5-4 with a 2.91 ERA and .225 opponents batting average in 17 games, eight starts, before the All-Star Break...did not allow an earned run in three games, two starts, after the break (13.1 ip, 1 r) while holding the opposition to a .109 batting average...had a 0.60 ERA, .155 opponents batting average and one home run in innings one through three, a 4.85 ERA, .237 opponents average and five home runs in innings four through six and a 1.38 ERA, .250 opponents average and one home run from the seventh inning on...surrendered 10 of his 22 runs and four of his seven home runs in the fourth inning (9.00 ERA)...was 1-3 with a 1.42 ERA and .230 opponents batting average in 10 games on the road compared to 4-1 with a 3.48 ERA and .171 opponents average in 10 games at home...compiled a 1.17 ERA in six games during the day, 2.93 in 14 outings at night...stranded all three of his inherited runners and first batters faced were 0-for-9 with a walk...first batters are now 0-for-13 with a walk in his career...had just four career relief appearances entering the season...is now 1-1 with a 1.25 ERA (3 er in 21.2 ip) in 14 career relief appearances, 8-17 with a 4.60 ERA (94 er in 184.0 ip) in 40 career starts...opponents were successful in each of their six stolen base attempts with him on the mound...they are 20-for-23 (87.0%) against him in his career...did not have a pickoff and has just one in his career...tossed five innings or fewer six of his 10 starts...has pitched more than five innings in just 10 of his 40 career starts, including just five with six or more innings...the A's were 5-5 (.500) in his starting assignments and his teams are 15-25 (.375) in his career... allowed two runs or fewer in eight of his 10 starts...surrendered one run or fewer in each of his 10 relief appearances...tossed at least one inning in each of his relief outings, including two or more four times.

OAKLAND: Began his fourth professional season and his fourth season in the majors but was on his first Opening Day roster...started the season in the bullpen and made nine relief appearances before moving into the starting rotation...tossed at least one inning in all nine outings and did not allow a run six times...made his first start in the second game of a May 7 doubleheader against Seattle and combined with Otero and Johnson on a three-hit shutout in the A's 2-0 win...it was his first win as a starter since Sept. 26, 2012 against Chicago (NL)...combined on a shutout in each of his first three starts, including an 11-0 blanking of Chicago (AL) May 13 and a 3-0 shutout at Tampa Bay May 20...tossed 5.0 innings in each of the three shutouts and allowed three hits or fewer each time...joins Steve Ontiveros (June 14-24, 1994) as the only A's pitchers since 1914 with three consecutive scoreless outings of five innings or more and three hits or fewer...won all three starts for the first and only winning streak of his career...struck out a career-high eight in his outing against the White Sox...extended his scoreless streak to a career-high 18.0 innings May 25 at Toronto...was 4-1 with a 0.94 ERA and .188 opponents batting average over his first 12 games, including three starts, through May 20...then went 1-3 with a 5.00 ERA and .262 opponents batting average over his next five starts before fracturing his right hand June 16...collected his fifth and final win of the season May 30 against Los Angeles (AL) despite allowing five runs in 5.1 innings...it was his first outing over 5.0 innings since July 27, 2012 against Cincinnati when he also tossed 5.1 innings...that snapped a streak of 20 consecutive starts of five innings pitched or fewer, which was the longest such streak by a Major Leaguer since at least 1914 (previous: Len Barker, 14 from May 21, 1985-June 10, 1987)...finished May with a 4-1 record, a 2.70 ERA and .208 opponents batting average in six games, including five starts...tied for fourth in the AL in wins in the month...tossed a career-high 7.0 innings in back-to-back starts June 5 at New York (AL) and June 10 at Los Angeles (AL)...that snapped a streak of 24 consecutive starts dating back to July 15, 2012 in which he tossed fewer than six innings...that was the longest such streak in the majors since at least 1914 (previous: 18, Don Wengert, June 25, 1997-May 26, 2001)...allowed a career-high eight runs in 3.2 innings in a 14-8 loss to Texas June 16...fractured his right wrist following the game and was placed on the 15-day disabled list the next day...made one rehab start with Sacramento before he was reinstated from the DL and optioned to Sacramento July 13...returned to Oakland Aug. 27 and started that day at Houston...allowed one unearned run in 5.1 innings but had a no decision in the A's 5-4 win...was optioned to Single-A Beloit the next day but did not appear in a game before returning to Oakland Sept. 2 when the Snappers season concluded...tossed 3.0 scoreless innings of relief that day against Seattle...would pitch just once more, a start for Jason Hammel when he left the team for the birth of his daughter...tossed 5.0 scoreless innings and allowed just one hit but had a no decision in the A's 3-0 loss to Philadelphia Sept. 20.

CAREER

2013—Was 0-4 with a 6.23 ERA in eight games, including four starts, over two stints with Colorado...walked 19 and struck out 19 in 21.2 innings...allowed a .301 opponents batting average, including .130 against left-handed hitters compared to .367 against right-handers...issued 16 of his 19 walks and yielded nine of his 10 extra base hits to righties...had a .405 OPS against lefties compared to 1.150 against righties...held opponents to a .190 average with runners in scoring position in 2013, including .091 with RISP and two outs...was recalled for the first time June 30 and went 0-4 with an 8.10 ERA and .358 opponents batting average in four starts...walked 18 in 16.2 innings while striking out just 13...was optioned to Colorado Springs July 11 but was recalled July 22 and placed on the disabled list the next day with left biceps tendinitis...was reinstated Sept. 6 and pitched in relief for the first time in his career...did not allow a run while holding opponents to a .063 batting average in four relief outings (5.0 ip, 1 h, 1 bb, 6 so)...did not inherit a runner and retired all four of his first batters faced...was 0-2 with a 4.61 ERA and .255 opponents average in six games at Coors Field, 0-2 with a 9.00 ERA and .375 opponents average in two starts on the road...opponents batted .158 when leading off an inning...tossed 4.1 innings or fewer, allowed three runs or more and walked four batters or more in each of his four starts...began the season at Triple-A Colorado Springs and went 8-1 with a 4.20 ERA in 15 starts before the Rockies called June 30...struck out 96 batters in 85.2 innings, an average of 10.1 per nine innings...yielded just six home runs, an average of 0.63 per nine innings...despite spending just three months with the Sky Sox, he led the club in wins and strikeouts...allowed a .256 opponents batting average, including .180 against left-handed hitters compared to .290 against right-handers...however, surrendered four of his six home runs to lefties...opponents hit .217 with the bases empty compared to .306 with runners on base...logged a 1.20 ERA in the first inning and had a 3.00 ERA over the first four innings of a game compared to 7.01 from the fifth inning on...the Sky Sox were 13-2 (.867) in his starting assignments...went 4-0 with a 2.54 ERA in five starts in the month of April...extended his season-opening winning streak to six games May 16 at Round Rock...had a 3.22 ERA over that eight-start stretch...was charged

with his only loss of the season May 21 at Albuquerque and went 2-1 with a 5.27 ERA over his final seven Triple-A starts...struck out a season-high 11 batters in 6.2 shutout innings June 16 at Las Vegas...left with a 6-0 lead but had a no decision in a 9-7 win...tossed a season-high 7.0 innings for the win in his final Triple-A start June 21 against Tacoma...ranked second in the Pacific Coast League in wins (8) and strikeouts (96) at the time of his promotion to Colorado June 30...was optioned to Colorado Springs July 11 but did not appear in a game before he was sent to Double-A Tulsa July 16...started and lost that day against Northwest Arkansas (5.1 ip, 10 h, 7 r, 7 er, 1 bb, 5 so)...recalled by Colorado July 22 and was placed on the DL the next day.

2012—Made 22 starts for the Rockies in what was his official rookie season...finished with a 2-9 record and a 4.93 ERA while walking 46 and striking out 83...was optioned to Triple-A May 11 after making five starts for the Rockies...went 4-4 with a 2.51 ERA, 20 walks and 46 strikeouts in nine starts after being optioned...following his return to the Majors, went 2-7 with a 5.01 ERA in 17 starts...made 11 starts at Coors Field, going 1-5 with a 4.91 ERA, 28 walks, 40 strikeouts and an opponents' average of .265...only 18 of his 53 hits allowed went for extra bases...had a 3.16 run support average in those 11 starts...earned his first career win at Coors Field Sept. 26 against Chicago (NL) after tossing 5.0 shutout innings...made 11 road starts, going 1-4 with a 4.96 ERA...in his last four road starts he allowed seven runs over 15.0 ip...allowed three-runs-or-less in eight of his 11 road starts...in the other three he allowed 15 runs in 10.0 innings...in four starts from May 2-July 6 he went 1-2 with a 1.64 ERA, 12 walks and 14 strikeouts...was given just seven runs of support in the four starts (2.86 RSA) while the Rockies went 2-2 in those four games...tossed at least five innings in nine of his 22 starts...in those nine starts he went 2-3 with a 2.74 ERA, 21 walks, 39 strikeouts and a .172 opponents average.

2011—Made his Major League debut with the Rockies, not even one month after being traded from Cleveland in the Ubaldo Jimenez deal Aug. 17...made two starts in the Minor Leagues with Double-A Tulsa before getting his ML call up Sept. 11...began his first season in professional baseball as a member of the Cleveland Indians...made 15 starts for Single-A Kinston in his first stop...following that, he made three starts for Double-A Akron prior to being traded...made his ML debut when he started Sept. 11 against Cincinnati, tossing 5.0 shutout innings for his first ML win...became the seventh starting pitcher in Rockies history to win his debut, the third to do so without allowing a run...was named Carolina League Pitcher of the Week April 18, a Carolina League Midseason All-Star and was also a Futures Game Selection...in the three stops in the minors, had an overall record of 4-3 with a 1.78 ERA...struck out 119 in 101.0 innings and issued just 38 walks while holding opponents to a .189 average...was named the No. 24 overall prospect and top Rockies pitching prospect by MLB.com following the season.

2010—Did not pitch competitively in 2010 after being selected by the Indians in the first round (fifth selection overall) of the First-Year Player Draft...did play in the Fall Instructional League in Goodyear, Ariz.

PERSONAL/MISCELLANEOUS

Thomas Andrew Pomeranz was originally signed by Indians scout Chuck Bartlett...in four seasons at Collierville High School posted a record of 20-6 with 11 saves, a 2.21 ERA and 312 strikeouts to 91 walks in 181.0 innings pitched...drafted by the Texas Rangers in the 12th round of the 2007 MLB Draft but decided to attend the University of Mississippi...was named Southeastern Conference Pitcher of the Year and earned All-America honors from the National Collegiate Baseball Writers Association and *Collegiate Baseball* as a junior after going 9-2 with a 2.24 ERA and .195 opponents batting average...ranked third among NCAA Division I pitchers in strikeouts (139)...as a freshman was named a Freshman All-American and All-SEC Freshman...drafted by Cleveland in the first round, fifth overall, in the 2010 First-Year Player Draft...older brother, Stuart, was drafted in the second round of the 2003 Draft by the St. Louis Cardinals...father, Mike, lettered four years at Ole Miss and was selected in the 13th round of the 1988 Draft by Minnesota...uncle, Pat, also lettered four years at Ole Miss and was selected in the 18th round of the 1983 Draft by the Chicago White Sox...signed autographs for elementary school students at the Oakland Zoo and visited the Salvation Army as part of the A's Holiday Caravan in 2014.

LIFETIME PITCHING RECORD

Year	Club	W	L	ERA	G	GS	CG	SHO	SV	IP	H	R	ER	HR	HB	BB	IBB	SO	WP	BK
2011	Kinston	3	2	1.87	15	15	0	0	0	77.0	56	22	16	2	1	32	0	95	6	0
	Akron	0	1	2.57	3	3	0	0	0	14.0	10	4	4	1	0	6	0	17	0	0
	Tulsa	1	0	0.00	2	2	0	0	0	10.0	2	0	0	0	0	0	0	7	0	0
	COLORADO	2	1	5.40	4	4	0	0	0	18.1	19	11	11	0	1	5	0	13	1	0
2012	Tulsa	0	0	0.00	1	1	0	0	0	4.0	4	0	0	0	1	1	0	4	1	0
	COLORADO	2	9	4.93	22	22	0	0	0	96.2	97	57	53	14	4	46	2	83	8	1
	Colorado Springs	4	4	2.51	9	9	0	0	0	46.2	52	23	13	2	0	20	0	46	0	0
2013	Colorado Springs	8	1	4.20	15	15	0	0	0	85.2	83	40	40	6	3	33	0	96	3	0
	COLORADO	0	4	6.23	8	4	0	0	0	21.2	25	15	15	4	1	19	1	19	0	0
	Tulsa	0	1	11.81	1	1	0	0	0	5.1	10	7	7	2	0	1	0	5	0	0
2014	OAKLAND	5	4	2.35	20	10	0	0	0	69.0	51	22	18	7	1	26	0	64	0	0
	Sacramento	3	1	3.69	8	8	0	0	0	46.1	45	19	19	6	0	17	1	54	2	0
AL Totals		5	4	2.35	20	10	0	0	0	69.0	51	22	18	7	1	26	0	64	0	0
NL Totals		4	14	5.20	34	30	0	0	0	136.2	141	83	79	18	6	70	3	115	9	1
ML Totals		9	18	4.24	54	40	0	0	0	205.2	192	105	97	25	7	96	3	179	9	1

CAREER TRANSACTIONS

2007 — Selected by the Texas Rangers organization in the 12th round of the First-Year Player Draft; did not sign. **2010** — Selected by the Cleveland Indians organization in the 1st round (fifth selection overall) of the First-Year Player Draft. **2011** — Traded to the Colorado Rockies as the player to be named later in a July 31 trade in which Colorado traded pitcher Ubaldo Jimenez to Cleveland for pitchers Joe Gardner-Prophet and Alex White, catcher Matt McBride and a PTBNL, August 17. **2013** — On disabled list, July 23 to September 5. Traded to the Oakland Athletics with minor league pitcher Chris Jensen for pitcher Brett Anderson and cash considerations, December 10. **2014** — On the disabled list, June 17 to July 12; included rehabilitation assignment to Sacramento, July 12.

WILD CARD RECORD

Year	Club/Opp.	W	L	ERA	G	GS	CG	SHO	SV	IP	H	R	ER	HR	HB	BB	IBB	SO	WP	BK
2014	OAK vs. KC																			

(Did not pitch)

VS. THE AMERICAN LEAGUE

2014		CAREER												
ERA	W	L	S	G	IP	ER	vs. TEAM	ERA	W	L	S	G	IP	ER
—	0	0	0	0	0.0	0	Baltimore	—	0	0	0	0	0.0	0
3.86	0	0	0	1	2.1	1	Boston	2.70	0	0	0	2	3.1	1
0.00	1	0	0	1	5.0	0	Chicago	0.00	1	0	0	1	5.0	0
0.00	0	0	0	1	1.0	0	Cleveland	0.00	0	0	0	1	1.0	0
—	0	0	0	0	0.0	0	Detroit	—	0	0	0	0	0.0	0
0.00	0	0	0	2	7.1	0	Houston	5.79	0	1	0	3	9.1	6
—	0	0	0	0	0.0	0	Kansas City	—	0	0	0	0	0.0	0
3.24	1	1	0	4	16.2	6	Los Angeles	3.24	1	1	0	4	16.2	6
—	0	0	0	0	0.0	0	Minnesota	—	0	0	0	0	0.0	0
1.29	0	1	0	1	7.0	1	New York	1.29	0	1	0	1	7.0	1
—	0	0	0	0	0.0	0	Oakland	—	0	0	0	0	0.0	0
0.82	2	0	0	5	11.0	1	Seattle	0.82	2	0	0	5	11.0	1
0.00	1	0	0	1	5.0	0	Tampa Bay	0.00	1	0	0	1	5.0	0
13.50	0	1	0	2	4.2	7	Texas	13.50	0	1	0	2	4.2	7
4.50	0	1	0	1	4.0	2	Toronto	4.50	0	1	0	1	4.0	2

VS. THE NATIONAL LEAGUE

2014		CAREER												
ERA	W	L	S	G	IP	ER	vs. TEAM	ERA	W	L	S	G	IP	ER
—	0	0	0	0	0.0	0	Arizona	8.31	0	2	0	5	17.1	16
—	0	0	0	0	0.0	0	Atlanta	0.00	0	0	0	1	3.0	0
—	0	0	0	0	0.0	0	Chicago	1.80	1	0	0	2	10.0	2
—	0	0	0	0	0.0	0	Cincinnati	2.61	1	1	0	2	10.1	3
—	0	0	0	0	0.0	0	Colorado	—	0	0	0	0	0.0	0
—	0	0	0	0	0.0	0	Los Angeles	4.34	0	2	0	4	18.2	9
—	0	0	0	0	0.0	0	Miami	4.32	0	1	0	2	8.1	4
—	0	0	0	0	0.0	0	Milwaukee	3.60	0	0	0	1	5.0	2
—	0	0	0	0	0.0	0	New York	2.25	0	0	0	1	4.0	1
0.00	0	0	0	1	5.0	0	Philadelphia	3.86	0	1	0	3	14.0	6
—	0	0	0	0	0.0	0	Pittsburgh	—	0	0	0	0	0.0	0
—	0	0	0	0	0.0	0	St. Louis	3.86	0	0	0	3	7.0	3
—	0	0	0	0	0.0	0	San Diego	8.40	0	4	0	4	15.0	14
—	0	0	0	0	0.0	0	San Francisco	5.95	1	2	0	4	19.2	13
—	0	0	0	0	0.0	0	Washington	0.00	1	0	0	1	6.1	0

MONTHLY BREAKDOWN

2014		CAREER												
ERA	W	L	S	G	IP	ER	by MONTH	ERA	W	L	S	G	IP	ER
1.59	1	1	0	8	11.1	2	April	3.65	1	2	0	11	24.2	10
2.70	4	1	0	6	26.2	8	May	2.97	4	2	0	8	36.1	12
4.08	0	2	0	3	17.2	8	June	4.91	0	3	0	4	22.0	12
—	0	0	0	0	0.0	0	July	6.16	1	7	0	8	38.0	26
0.00	0	0	0	1	5.1	0	August	4.45	0	2	0	7	30.1	15
0.00	0	0	0	2	8.0	0	September	3.65	3	2	0	15	49.1	20
—	0	0	0	0	0.0	0	October	3.60	0	0	0	1	5.0	2

PITCHING BREAKDOWN

2014		CAREER												
ERA	W	L	S	G	IP	ER	by CATEGORY	ERA	W	L	S	G	IP	ER
3.48	4	1	0	10	31.0	12	Home	4.13	6	8	0	29	106.2	49
1.42	1	3	0	10	38.0	6	Away	4.36	3	10	0	25	99.0	48
1.17	1	2	0	6	23.0	3	Day	3.71	3	8	0	19	80.0	33
2.93	4	2	0	14	46.0	15	Night	4.58	6	10	0	35	125.2	64
2.91	5	4	0	17	55.2	18	Pre-ASG	3.66	6	10	0	27	103.1	42
0.00	0	0	0	3	13.1	0	Post-ASG	4.84	3	8	0	27	102.1	55
2.58	4	3	0	10	52.1	15	Starter	4.60	8	17	0	40	184.0	94
1.62	1	1	0	10	16.2	3	Reliever	1.25	1	1	0	14	21.2	3

BALLPARK BREAKDOWN

	ERA	W	L	S	G	IP	ER
Angel Stadium of Anaheim	0.79	0	1	0	3	11.1	1
AT&T Park	6.52	1	1	0	2	9.2	7
Chase Field	7.00	0	1	0	2	9.0	7
Citizens Bank Park	2.25	0	0	0	1	4.0	1
Coors Field	4.40	2	7	0	19	75.2	37
Dodger Stadium	3.38	0	1	0	2	8.0	3
Fenway Park	3.86	0	0	0	1	2.1	1
Miller Park	3.60	0	0	0	1	5.0	2
Minute Maid Park	5.79	0	1	0	3	9.1	6
Nationals Park	0.00	1	0	0	1	6.1	0
O.co Coliseum	3.48	4	1	0	10	31.0	12
PETCO Park	14.00	0	3	0	3	9.0	14
Rogers Centre	4.50	0	1	0	1	4.0	2
Safeco Field	9.00	0	0	0	1	1.0	1
Tropicana Field	0.00	1	0	0	1	5.0	0
Turner Field	0.00	0	0	0	1	3.0	0
Wrigley Field	3.60	0	0	0	1	5.0	2
Yankee Stadium	1.29	0	1	0	1	7.0	1

FIELDING STATISTICS

Pitcher							
Year	Pct.	G	PO	A	E	TC	DP
2011	1.000	4	0	1	0	1	0
2012	.952	22	6	14	1	21	0
2013	1.000	8	0	2	0	2	0
2014	1.000	20	1	8	0	9	0
Totals	.970	54	7	25	1	33	0

POMERANZ' CAREER BESTS

Low Hit Complete Game: None
Innings Pitched: 7.0 (twice), last: June 10, 2014 at Los Angeles (AL). As reliever: 3.0, September 2, 2014 vs. Seattle
Strikeouts: 8, May 13, 2014 vs. Chicago (AL). As reliever: 3, September 2, 2014 vs. Seattle
Pitches: 113, May 2, 2012 vs. Los Angeles (NL)
Longest Winning Streak: 3, May 7 to 20, 2014
Longest Losing Streak: 6, July 5 to September 15, 2012
Longest Scoreless Streak: 18.0, May 7 to 25, 2014

POMERANZ' 2014 STARTS

Date	Opponent	Score	Dec	ERA*	IP	H	R	ER	BB	SO	HR	#PIT
May 7	Seattle (G#2)	2-0	W	1.45	5.0	2	0	0	0	5	0	68
May 13	Chicago (AL)	11-0	W	1.14	5.0	3	0	0	2	8	0	82
May 20	at Tampa Bay	3-0	W	0.94	5.0	3	0	0	2	3	0	89
May 25	at Toronto	1-3	L	1.38	4.0	5	2	2	4	3	1	90
May 30	Los Angeles (AL)	9-5	W	2.37	5.1	4	5	5	3	5	2	95
June 5	at New York (AL)	1-2	L	2.20	7.0	6	2	1	1	7	1	101
June 10	at Los Angeles (AL)	1-2	--	1.90	7.0	4	1	0	3	2	0	89
June 16	Texas	8-14	L	2.91	3.2	8	8	7	2	4	1	79
Aug. 27	at Houston	5-4	--	2.66	5.1	3	1	0	1	7	0	82
Sept. 20	Philadelphia	0-3	--	2.35	5.0	1	0	0	2	6	0	86

*indicates overall ERA



OUTFIELDER

Height/Weight: 6-1 / 205

Bats/Throws: Left / Right

Birthdate: October 9, 1983

Opening Day Age: 31

Birthplace/Resides: Phoenix, Arizona / Gilbert, Arizona

Major League Service: 1 years, 60 days

Obtained: Signed to a minor league contract, December 23, 2014

Contract Status: First year of a one-year contract through 2015

NON-ROSTER INVITEE

CAREER HIGHLIGHTS

Has played in 127 games over six seasons with Minnesota (2008-09), New York-NL (2011), Philadelphia (2012), Baltimore (2013) and Colorado (2014)... 101 of those games came with the Mets in 2011... is a .225 career hitter with five home runs and 24 RBI... also has a .275 (1328-for-4823) career average with 114 home runs and 545 RBI in 1218 minor league games over 13 professional seasons... has 203 career stolen bases... missed most of the 2010 season with hamstring problems... led the South Atlantic League in runs (103) in 2004 and triples (7) in 2003... selected to the Appalachian League Postseason All-Star team in 2002 and was also a *Baseball America* Rookie League All-Star.

2014 HIGHLIGHTS

Appeared in two games with Colorado in August and went 0-for-4 with a run scored... was selected by the Rockies Aug. 2 and went 0-for-3 in a start in left field that day at Detroit... played right field Aug. 5 against Chicago-NL (0-for-1) and was designated for assignment Aug. 6... spent the balance of the season with Triple-A Colorado Springs, where he batted .278 with 12 home runs and 51 RBI in 108 games... stole 28 bases, which were a career high as a minor leaguer... tied for second in the Rockies farm system and ranked ninth in the Pacific Coast League in stolen bases... led the Sky Sox in stolen bases and tied for the team lead in triples (6)... hit .291 (85-for-292) with nine of his 12 home runs against right-handed pitching compared to .246 (31-for-126) against left-handers... had a .300 batting average and eight of his 12 home runs with runners on base... hit .264 with the bases empty... batted .234 with runners in scoring position and two outs... was 0-for-9 with three RBI with the bases loaded... hit .338 in the seventh inning or later, including .417 in the ninth inning and .833 (5-for-6) in extra innings... appeared in 98 games in center field and two in left field... also went 6-for-27 (.222) in six games as the designated hitter and was 0-for-2 as a pinch hitter... hit in every spot in the order except fourth, seventh and eighth... saw his most action with 38 games in the leadoff spot... played for Zulia in the Venezuelan Winter League following the season and hit .250 with one home run and 10 RBI in 24 games.

COLORADO SPRINGS: Began the season by reaching base safely in each of his first 14 games... hit .333 with a .375 on-base percentage during the streak... hit safely in 13 of those games, including a season-opening seven-game hitting streak (11-for-28, .393)... connected for his first of two two-homer games April 10 at Round Rock... went 12-for-55 (.218) over a 14-game stretch from April 20 to May 6... then had five straight multiple hit games from May 7 to 11... went 11-for-23 (.478) with four doubles, two home runs, seven RBI and six runs scored over that stretch... including his second two-homer game of the season May 9 against Nashville when he also drove in a season-high four runs... stole a season-high two bases May 19 against Memphis... hit .317 with five home runs and 18 RBI in May... all three marks were his best single-month figures of 2014... was batting .288 with eight home runs and 32 RBI in 61 games when he was placed on the disabled list June 14 with a sprained right ankle... was reinstated June 30 and hit .264 with four home runs and 19 RBI in 47 games following his return... homered in back-to-back games July 8 and 9 at Round Rock... then went 13-for-61 (.213) with no home runs and four RBI over his next 19 games before he was selected by Colorado Aug. 2... was outrighted back to Colorado Springs Aug. 9 and hit .291 with two home runs and eight RBI over his final 20 games... including .424 (14-for-33) with three doubles, two triples, two home runs and six RBI over an eight-game hitting streak from Aug. 18 to 26... tripled in back-to-back games Aug. 25 and 26 against El Paso.

CAREER

2013—Spent the entire season at Triple-A Norfolk before earning a late September promotion to Baltimore...was selected by the Orioles Sept. 25 and went 2-for-10 (.200) with a RBI in four games...appeared in two games in left field (both starts) and two in center field (one start)...hit .269 with 15 home runs and 57 RBI in 118 games with the Tides...the home runs were the second best total of his minor league career to his 17 in 2004 with Charleston...added 43 walks, which were his most as a minor leaguer...ranked third in the Baltimore farm system in home runs and fourth in RBI...led Norfolk in runs (69), hits (129), triples (5), total bases (208) and strikeouts (120)...hit .274 with 14 of his 15 home runs and 50 of his 57 RBI against right-handed pitching compared to .256 against left-handers...had a .295 batting average with 11 home runs and 43 RBI in 75 games before the All-Star Break...then batted .222 with four home runs and 14 RBI in 43 games after the break...hit .336 with a .418 on-base percentage when leading off an inning...appeared in 89 games in center field, 16 in right field and 14 at designated hitter...also made his professional debut on the mound April 8 against Charlotte when he recorded the final out of the Tides 21-4 loss (0.1 ip)...committed just one error and led International League outfielders with a .996 fielding percentage...had seven outfield assists...hit in every spot in the order except ninth...batted .303 in 62 games hitting leadoff...went 4-for-6 with three doubles and three RBI April 23 at Charlotte...it was his first of two four-hit games (Aug. 2 at Pawtucket)...reached base safely in 32 consecutive games from May 2 to June 16, which was the fourth longest reaching base streak in the IL...hit .324 with a .379 on-base percentage during the streak...had a 10-game hitting streak from May 8 to 30 (19-for-43, .442), went 0-for-3 May 31 and then had another 10-game hitting streak from June 1 to 10 (17-for-51, .333)...was batting .325 with eight home runs and 27 RBI in 36 games when he was placed on the disabled list May 15 with a strained left groin...was reinstated May 27 and hit .244 with seven home runs and 30 RBI in 82 games following his return...batted .365 with five home runs and 14 RBI in 17 games in May...hit the 100th home run of his minor league career in the second game of a July 23 doubleheader against Pawtucket.

2012—Signed a minor league contract with Oakland but was suspended for the first 50 games of the season for a violation of the minor league drug testing program...was reinstated from the restricted list May 27 and released by the A's June 4...signed by Philadelphia to a minor league deal June 12 and was called up by the Phillies July 1...went 3-for-10 (.300) with a double, home run and three RBI in nine games before he was designated for assignment July 22...went 1-for-6 (.167) as a pinch hitter...made two appearances on defense, including a start in center field July 8 against Atlanta when he went 2-for-3 with a home run and three RBI...spent the balance of the season at Lehigh Valley where he hit .298 with five home runs and 22 RBI in 49 games...batted .331 with all five of his home runs against right-handed pitching compared to .200 against left-handers...hit .325 at home, .304 with runners in scoring position and .300 at night...had a .359 batting average in the eighth inning or later...appeared in 24 games in left field, 18 in right field, four in center field and three at designated hitter...did not commit an error in 79 total chances...saw his most playing time with 23 games batting fifth...also hit .357 in 19 games in the clean-up spot...joined Lehigh Valley June 15 and after going 0-for-4 in his first game, he hit safely in 10 of his next 11 contests (17-for-42, .405)...capped that stretch by going 4-for-5 with a double and two triples June 26 against Rochester...was hitting .370 with a home run and six RBI in 13 games when he was selected by Philadelphia July 1...was outrighted back to the Iron Pigs July 24 and hit .273 with four home runs and 16 RBI in 36 games following his return.

2011—Began the season at Triple-A Buffalo...hit .186 with three home runs and six RBI in 14 games, including a two-homer game April 9 against Pawtucket...was selected by New York April 22 and spent the remainder of the season with the Mets, batting .231 with four home runs and 20 RBI in 101 games...batted .237 with three of his four home runs and 18 of his 20 RBI against right-handed pitching...hit .194 against lefties but three of his six hits were for extra bases...all four of his home runs came with runners on base (two two-run, two three-run)...hit .283 when leading off an inning...batted .190 against a pitcher the first time he saw him in a game, .318 after that...started at all three outfield positions...made 13 appearances (seven starts) in left field, 43 appearances (32 starts) in center field, and 21 appearances (six starts) in right field...also went 3-for-24 (.125) with five walks as a pinch hitter and pinch ran six times...made his Mets debut April 22, his first major league action since June 20, 2008, with Minnesota against Houston...it was his first career start...went 0-for-3 with a walk and a strikeout against Arizona...picked up his first Major League hit April 23 against Arizona (off Barry Enright)...recorded his first ML home run April 24, a three-run shot off Arizona's Armando Galarraga...stole home May 15 at Houston as part of a double steal...collected his first career triple May 26 at Chicago (NL) off Carlos

Zambrano...picked up the first pinch-hit RBI of his career in the seventh inning June 4 vs. Atlanta, singling home Jason Bay with the go-ahead run.

2010—Missed 103 games of the season at Triple-A Buffalo of the International League with a right hamstring strain that forced him to the disabled list twice...placed on the DL the first time May 19 and did not play for 39 games...was reinstated June 29 and re-injured himself while running in his first at-bat of the game that night against Syracuse...sidelined for the remaining 64 contests of the year after landing on the DL again on July 1...despite only playing in 40 games, he still led Buffalo with nine stolen bases in 12 attempts... led off the game against Scranton-Wilkes-Barre April 18 with a home run... went 4-for-5 with a double, home run and five RBI against Scranton-Wilkes-Barre April 20...played in four rehabilitation games for the Gulf Coast Mets and was 4-for-11 (.364)...had a .310 batting average with runners in scoring position...hit safely in 18 of 20 games from April 22-May 12 (27-for-85, .318).

2009—Appeared in one game with Minnesota, entering as a pinch-runner June 20 vs. Houston...spent the rest of the season with Triple-A Rochester of the International League...batted .265 with nine home runs and 53 RBI in 121 games...also stole 25 bases...led the IL in at bats (513)...appeared in 112 games in center field and five each in left and right field...led IL outfielders in total chances (349) and putouts (336)...hit leadoff 117 times...started the season with the Red Wings and fashioned a 16-game hitting streak from April 16-May 5...recalled by the Twins June 16...optioned back to Rochester June 24...put together a 14-game hitting streak from Aug. 25-Sept. 6...hit .377 with three home runs and 10 RBI during the streak...played for Aragua in the Venezuelan Winter League following the season and batted .381 with a home run and six RBI in 11 games.

2008—Began the season at Triple-A Rochester of the International League...had minor league career-highs in games (138), at-bats (559), triples (16) and strikeouts (152)...led the Twins farm system in games, at-bats, runs (84), hits (151) and triples...hit safely in 18 of 19 games, April 13-May 1, including a 14-game hitting streak to start that stretch...named IL Batter of the Week for the week of July 21-27...had a 21-game hitting streak, July 25-Aug. 15...had his contract selected by Minnesota Sept. 2...made his Major League debut, Sept. 3 at Toronto as a pinch-runner...walked in his first career plate appearance...appeared in 10 games for the Twins, including three pinch-hit appearances.

2007—Began the season at Double-A Montgomery of the Southern League...selected to the Southern League Midseason All-Star team...was promoted to Triple-A Durham of the International League June 22 and hit .318 with 10 home runs and 39 RBI in 63 games...batted .303 with 14 home runs and 66 RBI in 134 games overall...had a minor league career-highs in hits (159) and doubles (32).

2006—Spent the entire season at Double-A Montgomery of the Southern League...batted .230 with five home runs and 34 RBI in 132 games...finished fifth in the league in games...hit .423 (11-for-26) with two triples and a home run in seven postseason games.

2005—Began the season on the disabled list with a sprained right knee and missed most of the season...was reinstated July 26 and went 1 for 2 (.500) in one game with Single-A Visalia...was transferred to Double-A Montgomery the next day and hit .213 with three home runs and eight RBI in 28 games.

2004—Spent the entire season at Single-A Charleston of the South Atlantic League for the second consecutive season...led the league in runs (103), ranked second in at-bats (515), tied for third in triples (11) and was eighth in hits (142)...had minor league career-highs in runs, home runs (17) and RBI (86).

2003—Played 128 games for Single-A Charleston of the South Atlantic League...led the league in at-bats (530) and triples (7) and was fifth in doubles (28)...stole 26 bases.

2002—Began the season at Princeton of the Appalachian Rookie League...promoted to Single-A Hudson Valley of the New York-Penn League, Aug. 28...led the Appalachian League in at-bats (285), hits (105), triples (9) and total bases (156), was second in games (67) and runs (60), third in batting (.368), fourth in extra-base hits (28) and fifth in slugging percentage (.547)...led league outfielders in putouts (172) and assists (11)...selected to the Appalachian League Postseason All-Star team...named to the Rookie League All-Star team by *Baseball America*.

PERSONAL/MISCELLANEOUS

Jason Orville Pridie...was originally signed by Tampa Bay scout Craig Weismann...is a 2002 graduate of Prescott (AZ) High School where he played baseball, basketball and football...was an All-American and was named Arizona High School Baseball Player of the Year in 2002...his brother, Jon, played in the Minnesota organization from 1998-2004.

LIFETIME PLAYING RECORD

Year	Club	AVG	G	AB	R	H	2B	3B	HR	RBI	SH	SF	HP	BB	SO	SB	CS	SLG	OBP	E
2002	Princeton	.368	67	285	60	105	12	9	7	33	1	1	2	19	35	13	9	.547	.410	2
	Hudson Valley	.344	8	32	4	11	1	1	1	1	0	0	0	3	6	0	0	.531	.400	1
2003	Charleston-SC	.260	128	530	75	138	28	10	7	48	3	5	4	30	113	26	17	.391	.302	5
2004	Charleston-SC	.276	128	515	103	142	27	11	17	86	9	8	6	37	114	17	6	.470	.327	4
2005	Visalia	.500	1	2	0	1	0	0	0	0	0	0	0	0	0	0	0	.500	.500	0
	Montgomery	.213	28	94	15	20	4	2	3	8	2	0	0	8	29	5	1	.394	.275	1
2006	Montgomery	.230	132	460	39	106	11	4	5	34	4	5	3	31	93	16	5	.304	.281	4
2007	Montgomery	.290	71	279	42	81	16	7	4	27	1	2	4	14	45	14	7	.441	.331	2
	Durham	.318	63	245	47	78	16	4	10	39	2	3	2	22	47	12	3	.539	.375	3
2008	Rochester	.270	138	559	84	151	21	16	13	61	7	6	1	30	152	25	9	.435	.305	4
	MINNESOTA	.000	10	4	3	0	0	0	0	0	1	0	0	1	1	0	0	.000	.200	1
2009	MINNESOTA	.000	1	0	0	0	0	0	0	0	0	0	0	0	0	0	0	.000	.000	0
	Rochester	.265	121	513	69	136	23	5	9	53	3	6	5	19	85	25	7	.382	.295	4
2010	Buffalo	.280	40	164	17	46	6	1	3	19	1	0	0	12	36	9	3	.384	.330	1
	GCL Mets	.364	4	11	3	4	1	0	0	0	0	0	0	3	5	0	0	.455	.500	0
2011	Buffalo	.186	14	59	8	11	1	0	3	6	0	0	0	3	12	1	0	.356	.226	1
	NEW YORK (NL)	.231	101	208	28	48	11	3	4	20	3	1	0	24	64	7	1	.370	.309	2
2012	Lehigh Valley	.298	49	178	17	53	7	3	5	22	0	0	0	16	38	4	0	.455	.356	0
	PHILADELPHIA	.300	9	10	1	3	1	0	1	3	0	0	0	0	0	0	0	.700	.300	0
2013	Norfolk	.269	118	479	69	129	24	5	15	57	2	3	4	43	120	8	2	.434	.333	1
	BALTIMORE	.200	4	10	0	2	0	0	0	1	0	0	0	0	2	0	0	.200	.200	2
2014	Colorado Springs	.278	108	418	61	116	17	6	12	51	2	2	1	40	74	28	6	.433	.341	4
	COLORADO	.000	2	4	1	0	0	0	0	0	0	0	0	2	0	0	0	.000	.000	0
AL Totals		.143	15	14	3	2	0	0	0	1	1	0	0	1	3	0	0	.143	.200	3
NL Totals		.230	112	222	30	51	12	3	5	23	3	1	0	24	66	7	1	.378	.304	2
ML Totals		.225	127	236	33	53	12	3	5	24	4	1	0	25	69	7	1	.364	.298	5

CAREER TRANSACTIONS

2002 — Selected by the Tampa Bay Devil Rays organization in the 2nd round of the First-Year Player Draft. **2005** — Selected by the Minnesota Twins in the Rule 5 Draft, December 8. **2006** — Returned to the Rays organization, March 29. **2007** — Traded to the Twins with outfielder Delmon Young and infielder Brendan Harris, in exchange for pitchers Matt Garza and Eduardo Morlan and infielder Jason Bartlett, November 28. **2010** — Claimed off waivers by the New York Mets, February 9. **2011** — Elected free agency, November 15; signed by the Oakland Athletics to a minor league contract, November 19. **2012** — Released, June 4; signed by the Philadelphia Phillies to a minor league contract, June 12. Elected free agency, October 4; signed by the Baltimore Orioles to a minor league contract, October 31. **2013** — Elected free agency, December 2; signed by the Colorado Rockies to a minor league contract, December 18. **2014** — Elected free agency, October 8; re-signed by Colorado to a minor league contract, November 18. Released, December 16; signed by Oakland to a minor league contract, December 23.

VS. THE AMERICAN LEAGUE

2014					CAREER					
AVG.	AB	H	HR	RBI	vs. TEAM	AVG.	AB	H	HR	RBI
—	0	0	0	0	Baltimore	—	0	0	0	0
—	0	0	0	0	Boston	.000	3	0	0	0
—	0	0	0	0	Chicago	—	0	0	0	0
—	0	0	0	0	Cleveland	—	0	0	0	0
.000	3	0	0	0	Detroit	.111	9	1	0	0
—	0	0	0	0	Houston	.375	8	3	0	2
—	0	0	0	0	Kansas City	—	0	0	0	0
—	0	0	0	0	Los Angeles	1.000	1	1	0	0
—	0	0	0	0	Minnesota	—	0	0	0	0
—	0	0	0	0	New York	.167	12	2	0	1
—	0	0	0	0	Oakland	.000	2	0	0	0
—	0	0	0	0	Seattle	—	0	0	0	0
—	0	0	0	0	Tampa Bay	.000	2	0	0	0
—	0	0	0	0	Texas	.200	5	1	0	0
—	0	0	0	0	Toronto	.250	8	2	0	1

VS. THE NATIONAL LEAGUE

2014					CAREER					
AVG.	AB	H	HR	RBI	vs. TEAM	AVG.	AB	H	HR	RBI
—	0	0	0	0	Arizona	.167	18	3	1	4
—	0	0	0	0	Atlanta	.300	20	6	1	4
.000	1	0	0	0	Chicago	.333	12	4	1	2
—	0	0	0	0	Cincinnati	.238	21	5	0	2
—	0	0	0	0	Colorado	.000	11	0	0	0
—	0	0	0	0	Los Angeles	.286	14	4	1	3
—	0	0	0	0	Miami	.143	14	2	0	0
—	0	0	0	0	Milwaukee	.154	13	2	0	1
—	0	0	0	0	New York	1.000	1	1	0	0
—	0	0	0	0	Philadelphia	.364	22	8	1	2
—	0	0	0	0	Pittsburgh	.167	6	1	0	0
—	0	0	0	0	San Diego	.273	11	3	0	1
—	0	0	0	0	San Francisco	.125	8	1	0	0
—	0	0	0	0	St. Louis	.250	4	1	0	1
—	0	0	0	0	Washington	.182	11	2	0	0

MONTHLY BREAKDOWN

2014					CAREER					
AVG.	AB	H	HR	RBI	by MONTH	AVG.	AB	H	HR	RBI
—	0	0	0	0	April	.261	23	6	2	5
—	0	0	0	0	May	.232	69	16	1	6
—	0	0	0	0	June	.214	28	6	0	2
—	0	0	0	0	July	.276	29	8	1	6
.000	4	0	0	0	August	.175	40	7	0	2
—	0	0	0	0	September	.213	47	10	1	3

BATTING BREAKDOWN

2014					CAREER					
AVG.	AB	H	HR	RBI	by CATEGORY	AVG.	AB	H	HR	RBI
.000	1	0	0	0	Home	.259	116	30	4	15
.000	3	0	0	0	Road	.192	120	23	1	9
.000	3	0	0	0	Day	.235	81	19	2	9
.000	1	0	0	0	Night	.219	155	34	3	15
—	0	0	0	0	Pre-ASG	.242	128	31	4	16
.000	4	0	0	0	Post-ASG	.204	108	22	1	8
—	0	0	0	0	vs. LHP	.194	36	7	1	3
.000	4	0	0	0	vs. RHP	.230	200	46	4	21
.000	1	0	0	0	RISP	.172	64	11	3	18
—	0	0	0	0	Loaded	.083	12	1	0	2
—	0	0	0	0	Pinch Hitter	.121	33	4	0	1
—	0	0	0	0	Designated Hitter	—	0	0	0	0

BALLPARK BREAKDOWN

	AVG.	AB	H	HR	RBI
Busch Stadium	.000	1	0	0	0
Camden Yards	.200	10	2	0	1
Chase Field	.143	7	1	0	1
Citi Field	.267	101	27	3	11
Citizens Bank Park	.294	17	5	2	5
Comerica Park	.125	8	1	0	0
Coors Field	.000	12	0	0	0
Dodger Stadium	.000	4	0	0	0
Globe Life Park	.200	5	1	0	0
Great American	.333	9	3	0	2
Marlins Park	.000	1	0	0	0
Metrodome	.000	1	0	0	0
Miller Park	.200	5	1	0	1
Minute Maid Park	.375	8	3	0	2
Nationals Park	.333	6	2	0	0
PETCO Park	.167	6	1	0	0
PNC Park	.000	1	0	0	0
Rogers Centre	.000	1	0	0	0
Sun Life Stadium	.333	3	1	0	0
Tropicana Field	.000	2	0	0	0
Turner Field	.000	8	0	0	0
Wrigley Field	.333	9	3	0	0
Yankee Stadium	.182	11	2	0	1

FIELDING STATISTICS

Outfield

YEAR	PCT.	G	PO	A	E	TC	DP
2008	.750	6	3	0	1	4	0
2011	.984	75	120	2	2	124	0
2012	1.000	2	2	0	0	2	0
2013	.600	4	2	1	2	5	0
2014	1.000	2	3	0	0	3	0
Totals	.964	89	130	3	5	138	0

PRIDIE'S CAREER BESTS

Hits: 3 (twice), last: September 25, 2011 vs. Philadelphia
Home Runs: 1 (five times), last: July 8, 2012 vs. Atlanta
Runs Batted In: 3 (three times), last: July 8, 2012 vs. Atlanta
Stolen Bases: 1 (seven times), last: September 24, 2011 vs. Philadelphia
Hitting Streak: 4 (twice), last: May 13 to 16, 2011
Hitless Streak (At Bats): 15, May 8 to 13, 2011
Grand Slams: None
Pinch-Hit Home Runs: None.
Inside-The-Park Home Runs: None.
Game Ending Home Runs: None.
Lead Off Home Runs: None.

**INFIELDER****Height/Weight:** 6-2 / 220**Birthdate:** April 24, 1992**Birthplace/Resides:** Havana, Cuba / Miami, Florida**Major League Service:** None**Obtained:** Acquired from the Chicago White Sox with Chris Bassitt, Josh Phegley and Marcus Semien for Jeff Samardzija and Michael Ynoa, December 9, 2014**Contract Status:** First year of a one-year contract through 2015**CAREER HIGHLIGHTS**

Was originally selected by the Chicago White Sox in the sixth round of the 2010 First-Year Player Draft and hit .301 with 18 home runs and 222 RBI in 421 games in five seasons in the White Sox farm system...appeared in 155 games at third base and six at first base from 2010-12...has played in 192 games at first base and two at third base over the last two campaigns...hit .254 in his first year at Bristol in 2010 but has batted .290 or better in each of his last four seasons...was named to the Southern League Post-season All-Star Team in his Double-A debut at Birmingham in 2014...was rated as the No. 10 Prospect in the White Sox organization by *Baseball America* following the 2014 season.

2014 HIGHLIGHTS

Made his Double-A debut with Birmingham and spent the entire season with the Barons...batted .309 with 11 home runs and 66 RBI in 133 games...was named to the Southern League Postseason All-Star Team after leading the league in doubles (37)...also ranked second in batting and hits (147), third in total bases (225), tied for third in games, fifth in runs (72), slugging percentage (.473) and on-base percentage (.386), sixth in extra base hits (52), eighth in at bats (476), 10th in RBI and tied for 10th in walks (56) and hit by pitches (9)...had career highs in games, at bats, runs, hits, doubles, triples (4), home runs, RBI, extra base hits, walks, stolen bases (10), slugging percentage, hit by pitches, sacrifice flies (8) and strikeouts (77)...was named the Barons Player of the Year after leading the team in batting, hits, doubles, RBI, on-base percentage and slugging percentage...batted .379 (33-for-87) against left-handed pitching compared to .293 (114-for-389) against righthanders...16 of his 33 hits against lefties were for extra bases (13 doubles, one triple, two home runs)...slugged .621 with a 1.066 OPS against lefties, .440 with an .812 OPS against righties...hit .345 with a .420 on-base percentage when leading off an inning...had a .288 average with runners in scoring position, including .265 with RISP and two outs...went 2-for-11 (.182) with the bases loaded...appeared in 108 games at first base and two at third base...committed four errors in 998 total chances at first base for a .996 fielding percentage...made one error in five chances at third base...also batted .309 in 23 games as the designated hitter...saw most of his playing time batting clean-up (112 games)...was rated as the No. 10 Prospect in the White Sox organization by *Baseball America* following the season and also rated by the same publication as having the Best Strike-Zone Discipline...played in one game for Escogido in the Dominican Winter League and went 0-for-2.

BIRMINGHAM: Hit safely in each of his first three games (3-for-7, .429) but a 5-for-27 (.185) streak over a nine-game stretch from April 9 to 18 dropped his average to .235...then went 20-for-48 (.417) over a 15-game stretch from April 19 to May 4 to lift his average to .346...homered in back-to-back games April 21 and 22 against Tennessee...had back-to-back three hit games at Chattanooga April 27 and 28...five of the six hits were doubles, including all three on the 27th...hit .364 in 23 games in April...added 17 walks and was hit by a pitch three times for a .506 on-base percentage...then batted .260 in 29 games in May, which was his lowest single month average of 2014...had a 26-game hitting streak from June 9 to July 10, which was the longest hitting streak in the SL in 2014 and third longest in Birmingham history...went 39-for-102 (.382) with 11 doubles, two home runs and 17 RBI during the streak...had a league-high 23-game home hitting streak from June 9 to July 27 (34-for-92, .370)...drove in a season-high four runs June 19 at Jacksonville...batted .323 in 25 games in June and then hit .327 in July...had two sacrifice flies July 1 at Chattanooga...stole a season-high two bases July 25 at Jacksonville...a 2-for-3 performance July 27 against Tennessee lifted his average to .320...then went

31-for-114 (.272) over his final 31 games to finish the year at .309... homered in consecutive games July 31 and Aug. 4 at Chattanooga... was on the suspended list from Aug. 1 to 3.

CAREER

2013—Combined to hit .299 with 31 doubles, two triples, four home runs and 62 RBI in 101 games with the White Sox Single-A affiliates at Kannapolis and Winston-Salem... added 51 walks for a career-high .388 on-base percentage... ranked sixth among White Sox farmhands in on-base percentage and seventh in batting average (.299)... led Winston-Salem with a .312 average and .393 on-base percentage... batted .305 against right-handed pitching compared to .275 against left-handers... 10 of his 19 hits against lefties were for extra bases (eight doubles, one triple, one home run)... hit .367 in day games... had a .330 batting average with runners in scoring position, including .327 with RISP and two outs... went 6-for-12 (.500) with four doubles, two walks and 17 RBI with the bases loaded... batted .307 with a .395 on-base percentage when leading off an inning... with Winston-Salem, he hit .255 at home compared to .382 on the road... however, hit three of his four home runs at home... played exclusively at first base for the first time in his career and committed six errors in 84 games for a .992 fielding percentage... also batted .258 in 17 games at designated hitter... hit in every spot in the order except first, second and ninth... saw his most action with 51 games batting sixth... began the season at Kannapolis and was batting .226 in 17 games when he was placed on the disabled list April 23 with a laceration on his left hand... was reinstated and transferred to Winston-Salem May 2... went 4-for-5 in two games before returning to the DL May 5 with a laceration on his left thumb... was reinstated May 18... drove in a season-high four runs April 7 at Lakewood, his first of three four-RBI games (June 9 against Wilmington and June 27 against Salem)... hit safely in each of his first 11 games with Winston-Salem, giving him a 12-game hitting streak overall from April 21 to May 28 (20-for-42, .476)... finished May with a .377 batting average and 13 RBI in 15 games... went 13-for-32 (.406) with seven doubles over an eight-game span from June 16 to 27... had 25 RBI in July, which ranked second in the Carolina League... homered in back-to-back games July 7 against Myrtle Beach and July 8 against Potomac... hit .320 with three of his four home runs in 27 games in July.

2012—Spent the entire season with Single-A Kannapolis and hit .290 with two home runs and 39 RBI in 76 games... was named to the South Atlantic League Midseason All-Star Team... batted .391 during the day, .318 at home and .313 against left-handed pitchers... hit both of his home runs off lefties at home... combined for a .327 batting average in April and May and then hit .227 in June and July... made 54 starts at third base, 16 as the designated hitter and six at first base... batted .313 with both of his home runs in 65 games batting fifth in the order... had a 15-game hitting streak from April 7 to 24 (26-for-59, .441)... went 4-for-4 with a double May 17 against Lexington, his first of two 4-for-4 performances in 2012 (also May 26 at West Virginia)... had three doubles May 18 against Lexington... missed the final two months of the season after being placed on the restricted list July 5.

2011—Began the season in extended spring training before joining rookie Bristol in June... was transferred to Single-A Kannapolis July 18 and combined with both clubs to bat a career-high .338 with 34 RBI in 63 games... committed 11 errors in 59 games at third base for a .942 fielding percentage... had a 20-game hitting streak from July 6 to 30 (33-for-81, .407)... had a season-high five RBI Aug. 30 at Rome.

2010—Hit .254 with a home run and 21 RBI in 48 games in his professional debut with Advanced Rookie Bristol... appeared exclusively at third base on defense where he committed 17 errors in 42 games... singled June 24 against Elizabethton for his first hit... belted his first home run July 15 at Princeton.

PERSONAL/MISCELLANEOUS

Rangel Ravelo was originally signed by White Sox scout Jose Ortega... was named First-Team All-Dade County by the *Miami Herald* at Hialeah (Fla.) High School.

LIFETIME PLAYING RECORD

Year	Club	AVG	G	AB	R	H	2B	3B	HR	RBI	SH	SF	HP	BB	SO	SB	CS	SLG	OBP	E
2010	Bristol	.254	48	173	17	44	9	1	1	21	5	0	0	9	25	0	2	.335	.291	17
2011	Bristol	.384	20	73	10	28	7	1	0	13	0	1	2	2	12	2	0	.507	.410	1
	Kannapolis	.317	43	161	11	51	9	0	0	21	0	0	1	12	19	0	1	.373	.368	10
2012	Kannapolis	.290	76	290	32	84	19	3	2	39	3	7	7	20	38	6	1	.397	.343	15
2013	Kannapolis	.226	17	53	9	12	4	0	0	9	0	1	1	11	11	1	1	.302	.364	0
	Winston-Salem	.312	84	301	43	94	27	2	4	53	1	3	2	40	46	4	1	.455	.393	6
2014	Birmingham	.309	133	476	72	147	37	4	11	66	2	8	9	56	77	10	6	.473	.386	5
Minor League Totals		.301	421	1527	194	460	112	11	18	222	11	20	22	150	228	23	12	.424	.368	54

CAREER TRANSACTIONS

2010 — Selected by the Chicago White Sox organization in the sixth round of the First-Year Player Draft. **2014** — Traded to the Oakland Athletics with pitcher Chris Bassitt, catcher Josh Phegley and infielder Marcus Semien for pitchers Jeff Samardzija and Michael Ynoa, December 9.

**OUTFIELDER****Height/Weight:** 6-2 / 180**Bats/Throws:** Left / Right**Birthdate:** February 19, 1987**Opening Day Age:** 28**Birthplace/Resides:** Savannah, Georgia / Guyton, Georgia**Major League Service:** 4 years, 50 days**Obtained:** Acquired from the Boston Red Sox with Raul Alcantara and Miles Head for Andrew Bailey and Ryan Sweeney, December 28, 2011**Contract Status:** First year of a one-year contract through 2015**CAREER HIGHLIGHTS**

Has a .245 batting average with 24 home runs and 110 RBI in 223 games with the A's over the last two seasons after hitting .242 with 32 home runs and 85 RBI in 156 games in his first year with Oakland in 2012...batted .248 with 10 home runs and 37 RBI in 143 games over parts of three seasons with Boston from 2009-11 and is a .245 career hitter with 66 home runs and 232 RBI in 522 games in six seasons... tied the Major League record for home runs over a two-game span with five at Toronto Aug. 9-10, 2013...that included the 14th three-homer game in Oakland history on the 9th...won a Rawlings Gold Glove Award for American League outfielders in 2012...ranked third among AL rookies with a .280 batting average in 87 games with the Red Sox in 2011...was rated as the No. 7 prospect in the Red Sox organization following the 2010 season by *Baseball America* after being ranked No. 3 after 2009, No. 5 following 2008 and No. 10 after 2007.

2014 HIGHLIGHTS

Batted .264 with 12 home runs and 54 RBI in 109 games in a season shortened due to two stints on the disabled list with a right knee injury...it was the second consecutive season he had two stints on the DL with an injury to the same body part (right wrist in 2013)...hit .214 with three doubles, three triples, four home runs and 22 RBI in 50 games before his first stint on the DL, .308 with 13 doubles, four triples, eight home runs and 32 RBI in 59 games after that...his 109 games played were his fewest in his three seasons with Oakland but his .264 batting average and .316 on-base percentage were his best...had a career-high seven triples, which tied for eighth in the American League...has 24 home runs in 223 games over the last two seasons after belting 32 home runs in 156 games in 2012...hit .280 (74-for-264) with all 12 of his home runs and 46 of his 54 RBI against right-handed pitching compared to .222 (22-for-99) with two extra base hits (one double, one triple) against left-handers...slugged .519 against righties, .253 against lefties...in 2013, he hit six of his 12 home runs against lefties...batted .312 at home compared to .221 on the road...hit .285 with seven of his 12 home runs with runners on base... however, batted .167 with runners in scoring position and two outs...now has a .185 (36-for-195) career average with RISP and two outs...was 2-for-13 (.154) with the bases loaded and is 6-for-44 (.136) in his career...started a team-leading 99 games in right field...also made one start in center field...had five assists in 108 games overall in the outfield, which were his fewest in his three seasons with the A's... has 29 assists over the last three years, which is fifth most among AL outfielders...28 of those assists have come as a right fielder, which is tied for second most...committed five errors for a .976 fielding percentage...went 0-for-4 with two strikeouts as a pinch hitter and is 4-for-30 (.133) with 13 strikeouts in the pinch in his career...started games in every spot in the order except first, third and fourth...made his most starts batting seventh (38)...hit .307 in 39 games overall in the seven spot compared to .242 in all other spots in the order...was successful in just 1-of-2 stolen base attempts but is 21-for-25 (84.0%) in three seasons with the A's.

OAKLAND: Made his third consecutive Opening Day start in right field and is the first Athletic to make three straight Opening Day starts in right field since Ruben Sierra (1993-95)...matched his career high with four strikeouts April 9 at Minnesota (sixth time)...went 4-for-41 (.098) with 15 strikeouts over his first 12 games through April 16...then had back-to-back three-hit games April 18 and 19 against Houston...had his fourth career game-ending RBI in the latter contest, a single in the A's three-run ninth inning...hit .410 (16-for-39) over a 12-game stretch from April 17 to 29 and finished April with a .253 batting average...went 2-for-4 with two home runs and six RBI May 16 at Cleveland...the RBI were a career high and it was his fifth career multi-homer game...one of the home runs was a grand slam, the

second of his career (Aug. 31, 2012 vs. Boston)...batted .188 in 25 games in May...was hitting .214 in 50 games when he was placed on the 15-day disabled list June 3 retroactive to June 1 with a hyperextended right knee...went 7-for-16 (.438) with three doubles during a four-game rehab assignment with Triple-A Sacramento from June 18 to 22...that included a four-hit game at New Orleans June 21...was reinstated from the DL June 24 and went 5-for-11 (.455) with a triple and two RBI in four games before returning to the DL June 29 with a strained right knee...rehabbed with Single-A Stockton from July 14 to 20 and hit .429 (9-for-21) with two doubles, three home runs and eight RBI in five games...that included a 4-for-4 performance July 14 against San Jose...was reinstated from the DL July 22 and hit .299 over his final 55 games...batted .404 (19-for-47) with five doubles, four home runs and eight RBI over a 13-game stretch from July 23 to Aug. 5...scored a season-high three runs July 23 against Houston and matched his career-high with two doubles the next day against the Astros (sixth time)...made his only appearance of the season at a position other than right field July 29 at Houston when he went 2-for-4 with a double and home run in a start in center field...hit safely in a season-high six consecutive games from Aug. 1 to 6 (10-for-22, .455) but then batted .194 over his next 30 games from Aug. 7 to Sept. 14...had his second two-homer game of the season and the sixth multi-homer game of his career Aug. 3 against Kansas City...played in the 500th game of his career Aug. 29 at Los Angeles (AL)...went 16-for-33 (.485) with two doubles, two triples, one home run and nine RBI over his final 10 games beginning Sept. 16...was named AL Co-Player of the Week along with teammate Sonny Gray the final week of the season...went 12-for-25 (.480) with seven RBI and five multiple hit games in six games over that stretch...it was the second time he won the award in his career (Sept. 3, 2012)...finished September with a .324 batting average and a team-leading 14 RBI in 20 games...then went 2-for-4 with two walks in the Wild Card game at Kansas City Sept. 30...has started all 11 games in right field for the A's in the last three postseasons and is 8-for-38 (.211).

CAREER

2013—Batted .226 with 12 home runs and 56 RBI in 114 games in a season interrupted by two stints on the disabled list with a sprained right wrist...the home runs were 20 fewer than his 32 from 2012...became the first player in Oakland history to hit 30 home runs one season and then hit fewer than 16 the next year while playing in more than 33 games...his batting average included a .227 mark while playing the outfield, which was third lowest among American League outfielders and the lowest in Oakland history...the previous low has .228 by Matt Stairs in 2000...was successful in 9-of-11 (81.8%) stolen base attempts...hit .200 against left-handed pitchers, which was fifth lowest in the AL, compared to .238 against right-handers...hit six home runs in 125 at bats against lefties, six in 260 at bats against righties...hit two home runs in 59 games in the Coliseum and had five home runs in four games at Rogers Centre...10 of his 12 home runs were hit on the road...seven came with runners on base (six two-run, one three-run) and five came in the eighth inning or later...10 were hit the first time he faced a pitcher in a game...had four home runs in 65 games before the All-Star Break, eight in 49 games after the break...his average improved to .276 with runners in scoring position...was 1-for-7 (.143) with the bases loaded...made 108 starts, all in right field...tied for third among AL outfielders in double plays (3), tied for fifth in errors (5) and tied for ninth in assists (9)...struck out in his only two pinch hitting appearances...started games in every spot in the order except first, fourth and ninth...saw his most action with 49 starts in the seven spot...was the A's Opening Day starter in right field and started each of the A's first seven games before injuring his right wrist April 7 at Houston...missed a three-game series at Los Angeles (AL) April 9-11 but returned to the starting lineup April 12...batted .139 with a home run and 13 RBI in 24 games in April...the batting average was third lowest in Oakland history in the first month of the season among players with 75 or more plate appearances (Don Baylor, .129 in 1976; Ben Grievie, .132 in 1999)...went 1-for-2 with three walks May 1 against Los Angeles (AL), the first three-walk game of his career...also had three walks Aug. 2 against Texas...was batting .152 with one home run and 14 RBI in 29 games when he was placed on the 15-day disabled list May 8 retroactive to May 7 with a sprained right wrist...it was his first career stint on the DL...went 3-for-14 (.214) during a four-game rehab assignment with Single-A Stockton (May 27) and Triple-A Sacramento (May 28-30)...was reinstated from the DL May 31 and hit .287 with two home runs and 11 RBI in his first 25 games following his return (through June 29)...walked with the bases loaded in the 10th inning June 1 against Chicago to force in the winning run...it was the 25th "walk-off" walk in Oakland history, the first since Bobby Crosby did it in the 17th inning against Los Angeles (NL) June 17, 2006...snapped a career-high 30-game homerless streak with a solo shot in the seventh inning off Jose Quintana June 6 at Chicago (AL)...matched his career high with four hits June 16 against Seattle...reached base safely via hit or walk in a career-high 19 consecutive games from June 18 to July 13...went 17-for-65 (.262) with seven walks (.329 on-base

percentage) during the streak...had a 0-for-20 streak from July 29 to Aug. 9...struck out a career-high tying four times July 14 against Boston...had five home runs in 82 games through Aug. 7...then homered five times in two games at Toronto Aug. 9 and 10 to tie the Major League record for home runs over a two-game span...is the first Athletic to do it since Mark McGwire, June 10-11, 1995...hit three home runs on the 9th, tying the Athletics record for home runs in a game...it was the 14th three-homer game in Oakland history and the 26th in Athletics history...it was the first since Erubiel Durazo on Aug. 18, 2004 at Baltimore...then hit two home runs the next day...the multi-homer games were the third and fourth of his career...had five RBI Aug. 9 at Toronto and drove in eight runs in the two games Aug. 9 and 10...returned to the disabled list Aug. 26 with a sprained right wrist...was reinstated Sept. 10 and hit .304 with two home runs and 10 RBI over his final 17 games...started 16 of the A's final 17 games in right field...had five assists over his first 106 games in the outfield through Sept. 21...then had two assists Sept. 22 against Minnesota and threw out four base runners over his final seven games...started all five games in right field in the ALDS against Detroit and went 4-for-17 (.235) with a home run...had surgery on his right wrist following the season...the surgery, a TFCC debridement, was performed by Dr. Mark Belsky at Newton Wellesley Hospital in Newton, Mass. Oct. 30.

2012—Was acquired from Boston during the offseason and batted .242 with 32 home runs and 85 RBI in 156 games...had just 10 home runs and 37 RBI in 143 games over his first three seasons with the Red Sox...became the first Athletic to hit 30 home runs since Jack Cust in 2008 (33)...led the A's in nearly every offensive category including games, at bats (611), runs (85), hits (148), doubles (29), home runs, RBI, walks (55), intentional walks (8), sacrifice flies (4), strikeouts (151) and grounded into double plays (15)...his walks were second fewest by an A's team-leader in Oakland history (Mitchell Page, 53 in 1978)...ranked 10th in the American League in strikeouts (151) and tied for 10th in home runs...became the eighth Athletic to win a Rawlings Gold Glove Award, the fourth outfielder...is the first A's outfielder to win the award since Dwayne Murphy in 1985...ranked third among AL outfielders with 15 assists...that tied for third most in Oakland history and was the most since 1983 when Mike Davis had 16...tied for fifth among AL outfielders in double plays (3) and errors (6)...batted .268 with 20 home runs and 43 RBI in 83 games before the All-Star Break...was tied for eighth in the AL in home runs at the break...then hit .215 with 12 home runs and 42 RBI in 73 games after the break...hit .283 with the bases empty compared to .191 with runners on base...had the third lowest batting average in the AL with runners on base...21 of his 32 home runs were solo shots...hit 31 of his 32 home runs as an outfielder...since 1992, the only other outfielder to hit 30 home runs for the A's is Matt Stairs (38 in 1999)...27 came as a right fielder, which led the AL...ranked second in the majors in home runs with two outs (16) and fourth in the AL in home runs with two strikes (15)...hit nine home runs in the first inning and eight in the seventh inning...batted .245 against right-handed pitching, .237 against left-handers...made a team-leading 131 starts in right field and was one of just two Athletics to start more than 100 games at a position (Weeks, 112 at second base)...also started 11 games at designated hitter and 10 in center field...was 1-for-2 with an intentional walk in three pinch hitting appearances...made a team-leading 133 starts batting third but hit just .241 from that spot...was the A's fifth different Opening Day starter in right field in the last five years...was batting .236 with two home runs and three RBI over his first 18 games through April 24...then hit safely in 15 of his next 17 contests from April 25 to May 14...was 24-for-70 (.343) with seven home runs and 17 RBI over that stretch...scored a career-high four runs and matched his best with four hits May 11 against Detroit...also had the first two homer game of his career and drove in five runs...became the eighth player in Oakland history with at least four runs, four hits, two home runs and five RBI in a game...homered in back-to-back games for the first time in his career May 25 and 26 against New York (AL)...hit 10 home runs in May, which tied for third in the AL...is the first Athletic to hit 10 home runs in a month since Frank Thomas had 10 in Sept., 2006...also tied for fourth in the AL in runs in May (20) and tied for fifth in walks (17)...matched his career-high with four strikeouts June 19 against Los Angeles (NL)...homered in back-to-back games a second time June 22 and 23 against San Francisco to start a 39-game stretch through Aug. 7 where he tallied 10 home runs and 24 RBI...had eight assists over a 31-game stretch in the outfield from June 26 to Aug. 6...had the game-ending RBI double July 8 against Seattle...went 0-for-7 with four strikeouts July 30 against Tampa Bay...was caught stealing Aug. 22 against Minnesota after starting the season a perfect 10-for-10 in stolen base attempts...batted .149 over a 23-game stretch from July 29 to Aug. 23, was dropped from the third spot in the batting order Aug. 25, and went 14-for-28 (.500) with three doubles, three home runs and nine RBI over a six-game span through Aug. 31...capped the stretch by hitting his first career grand slam Aug. 31 against Boston off Mark Melancon...finished August with 23 RBI, which was fifth most in the AL and his most ever in a month...was named AL Player of the Week for the week ending Sept.

2, his first career weekly honor...went 12-for-31 (.387) with six runs, two doubles, three home runs and 10 RBI in seven games...singled in the seventh inning Sept. 26 at Texas to snap a career-high 0-for-30 streak...had his second career two-homer game Sept. 27 at Texas...hit .164 in September, which was second lowest in the AL...did not hit under .250 in any of the first five months...started all five games in right field in the ALDS against Detroit and went 2-for-17 (.118) with a home run and RBI...struck out 10 times to set what was then an Athletics record for strikeouts in a postseason series.

2011—Appeared in 87 games over two stints with the Red Sox after combining for just 56 over his previous two Major League campaigns...batted .280 with seven home runs and 28 RBI...ranked third among American League rookies in batting, fourth in slugging (.457), fifth in on-base percentage (.327), tied for sixth in doubles (18), ninth in extra-base hits (28), tied for ninth in triples (3) and 10th in runs scored (41)...hit six of his seven home runs at night...five came on the road...had a .393 batting average with two home runs and 15 RBI in 23 games before the All-Star Break compared to .244 with five home runs and 13 RBI in 64 games after the break...slugged .672 before the break, .389 after...hit .438 in 12 interleague games and added five walks for a .500 on-base percentage...started 64 games, including 48 in right field, 14 in left field and two in center field...had five outfield assists, which ranked second among AL rookies...recalled from Triple-A Pawtucket the first time May 26 and went 5 for 13 (.385) with four RBI and four runs scored in five games before he was optioned back to Pawtucket June 4...returned June 18 and spent the remainder of the season with Boston...hit .364 with four home runs and 16 RBI in his first 28 games during his second stint...collected his first career game-ending RBI with a single off Phil Hughes in the 10th inning Aug. 7, lifting the Red Sox to a 3-2 win over the Yankees at Fenway Park...at 24 years and 169 days old, he was the youngest Red Sox player to collect a walk-off RBI in a game against the Yankees since Mario Guerrero did it Aug. 1, 1973 at 23 years and 307 days...tallied a career-high nine-game hitting streak from Sept. 3-13 (14-for-33, 424)...reached base safely in all five plate appearances Sept. 3 against Texas, going 4-for-4 with a hit by pitch...spent the balance of the season at Pawtucket where he batted .230 with 14 home runs and 36 RBI in 52 games...ranked third in the International League in home runs at the time of his last promotion June 18...appeared in 35 games in center field, 15 in right field and one in left field...homed in four consecutive games April 24-28...capped that streak with his first of two two-homer games April 28 at Lehigh Valley...had two home runs in his final game with the PawSox, June 17 against Lehigh Valley.

2010—Spent most of the year with Triple-A Pawtucket but also appeared in 29 games with the Red Sox...had four stints with Boston: April 20-24, June 5-11, June 22-24 and Sept. 6 through the remainder of the season...made starts at all three outfield positions, including six in right field, five in center field and four in left field...drilled his first career triple June 5 at Baltimore...notched his first career steal June 7 at Cleveland...picked up his first career outfield assist June 23 at Colorado...hit .216 with a home run and three RBI in 18 games after his final call-up...finished fourth in the Red Sox minor league system with a team-high 18 home runs in 114 games with Pawtucket...also led the PawSox in at-bats (451), runs (59), hits (120), extra-base hits (50), RBI (65), total bases (210) and slugging (.466)...named Red Sox Minor League Offensive Player of the Month for August/September after leading Red Sox farmhands with 10 home runs, 91 total bases and 21 extra-base hits...twice named International League Player of the Week: Aug. 2-8 (.464, 13-for-28, five doubles, three home runs, 10 RBI) and Aug. 23-29 (.500, 17-for-34, four doubles, five home runs, 12 RBI)...following the season, hit .182 with a home run and six RBI in 23 games with the Gigantes del Cibao of the Dominican Winter League.

2009—Saw his first Major League action, playing in 27 games over three stints with Boston...started at all three outfield positions (six in left field, three in right field, one in center field)...five of his first six ML hits went for extra bases...selected from Double-A Portland July 31 and made his Big League debut that night at Baltimore as a pinch-hitter (0-for-1)...collected two doubles and a walk in his first start Aug. 1 at Baltimore, becoming the first Sox player with at least two doubles in his first start since Rey Quinones, May 17, 1986 vs. Texas...belted his first home run off Baltimore's Brian Bass Aug. 2 at Camden Yards...became the first Red Sox outfielder to go deep within his first three games since Billy Conigliaro, April 16, 1969 vs. Baltimore...was optioned to Triple-A Pawtucket Aug. 5, recalled the following day and optioned again Aug. 15...recalled for his third stint Sept. 2 and closed out the season with Boston...combined to hit .245 with 13 home runs and 35 RBI in 81 games between Portland and Pawtucket...after the season, was named by *Baseball America* as the No. 3 prospect and the best outfield arm in the Boston system.

2008—Led all Red Sox minor leaguers with 91 RBI between Single-A Greenville and Lancaster and Double-A Portland...ranked fourth with 23 homers...after the season, was rated as the No. 5 prospect in the Red Sox system according to *Baseball America*...also dubbed as having the chain's best outfield arm...played the majority of the year with Lancaster and was named to the California League's Postseason All-Star team...began the campaign at Greenville and was promoted to Lancaster April 23...named the Sox Minor League Base Runner of the Month for June...also tied for first in the CL during the month in RBI (28)...was promoted to Portland July 21...went 1-for-11 in three playoff games with the Sea Dogs...played 23 games for Scottsdale in the Arizona Fall League, batting .189 with five home runs and 15 RBI...went 2-for-4 with a double, homer, two RBI and two runs in the AFL's Rising Stars Showcase.

2007—Made his professional debut with Single-A Greenville...finished seventh in the Red Sox farm system with a .305 batting average...after the season, was named No. 10 prospect in Boston's system by *Baseball America*...named Red Sox Minor League Base Runner of the Month in June...tied a franchise mark with six RBI July 23 vs. Savannah and added two homers...was named Red Sox Minor League Defensive Player of the Month for July...promoted to Double-A Portland Sept. 4...went 0-for-5 in three postseason games for the Sea Dogs.

PERSONAL/MISCELLANEOUS

William Joshua Reddick was originally signed by Boston scout Rob English...hit .461 as a freshman for Middle Georgia College in 2006 and was named the Region XVII Junior College Player of the Year... participated in the 2009 and 2010 Red Sox Rookie Program, attending the New Stars for Young Stars event to benefit the Jimmy Fund...played in the Children's Hospital of Southwest Florida Celebrity Golf Classic in Fort Myers during 2010 Spring Training...is on the Taylor Hooten Foundation Advisory Board, which advocates against appearance and performance enhancing drug use by the Youth of America.

LIFETIME PLAYING RECORD

Year	Club	AVG	G	AB	R	H	2B	3B	HR	RBI	SH	SF	HP	BB	SO	SB	CS	SLG	OBP	E
2007	Greenville	.306	94	369	60	113	17	6	18	72	0	5	3	26	51	8	5	.531	.352	7
	Portland	.000	1	1	0	0	0	0	0	0	0	0	0	0	0	0	0	.000	.000	0
2008	Greenville	.340	14	53	7	18	4	2	0	9	0	0	0	5	8	2	1	.491	.397	1
	Lancaster	.343	76	312	60	107	11	8	17	57	0	2	0	17	49	9	1	.593	.375	4
2009	Portland	.214	34	117	22	25	4	2	6	25	1	1	1	12	25	3	1	.436	.290	3
	Portland	.277	63	256	47	71	17	3	13	29	0	1	0	30	62	5	5	.520	.352	3
	BOSTON	.169	27	59	5	10	4	0	2	4	0	0	1	2	17	0	0	.339	.210	1
2010	Pawtucket	.127	18	71	1	9	0	2	0	6	0	2	0	6	13	0	1	.183	.190	0
	BOSTON	.266	114	451	59	120	28	4	18	65	0	5	0	25	73	4	7	.466	.301	8
2011	BOSTON	.194	29	62	5	12	3	1	1	5	0	0	0	1	15	1	0	.323	.206	0
	Pawtucket	.230	52	191	37	44	9	1	14	36	0	7	0	33	39	4	1	.508	.333	1
2012	BOSTON	.280	87	254	41	71	18	3	7	28	0	4	1	19	50	1	2	.457	.327	5
	OAKLAND	.242	156	611	85	148	29	5	32	85	1	4	2	55	151	11	1	.463	.305	6
2013	OAKLAND	.226	114	385	54	87	19	2	12	56	1	7	2	46	86	9	2	.379	.307	5
	Stockton	.333	1	3	0	1	0	0	0	0	0	0	0	0	0	0	0	.333	.333	0
	Sacramento	.182	3	11	5	2	0	0	0	0	0	0	0	3	1	2	0	.182	.357	0
2014	OAKLAND	.264	109	363	53	96	16	7	12	54	0	3	1	28	63	1	1	.446	.316	5
	Sacramento	.438	4	16	1	7	3	0	0	0	0	0	0	1	1	1	1	.625	.471	0
	Stockton	.429	5	21	6	9	2	0	3	8	0	0	0	1	6	0	0	.952	.455	0
ML Totals		.245	522	1734	243	424	89	18	66	232	2	18	7	151	382	23	6	.431	.305	22

CAREER TRANSACTIONS

2006 — Selected by the Boston Red Sox organization in the 17th round of the First-Year Player Draft. **2011** — Traded to the Oakland Athletics with pitcher Raul Alcantara and infielder Miles Head for pitcher Andrew Bailey and outfielder Ryan Sweeney, December 28. **2013** — On the disabled list, May 7 to 30; included rehabilitation assignments to Stockton, May 27, and Sacramento, May 28 to 30. On the disabled list, August 26 to September 9. **2014** — On the disabled list, June 1 to 23; included rehabilitation assignment to Sacramento, June 18 to 23. On the disabled list, June 29 to July 21; included rehabilitation assignment to Stockton, July 14 to 21.

WILD CARD RECORD

Year	Club/Opp.	AVG.	G	AB	R	H	2B	3B	HR	RBI	SH	SF	HP	BB	SO	SB	CS	SLG	OBP	E
2014	OAK vs. KC	.500	1	4	2	2	0	0	0	0	0	0	0	2	0	0	0	.500	.667	0

DIVISION SERIES RECORD

Year	Club/Opp	AVG.	G	AB	R	H	2B	3B	HR	RBI	SH	SF	HP	BB	SO	SB	CS	SLG	OBP	E
2012	OAK vs. DET	.118	5	17	2	2	0	0	1	1	0	0	0	1	10	0	0	.294	.167	0
2013	OAK vs. DET	.235	5	17	1	4	1	0	1	1	0	0	0	2	5	0	0	.471	.316	0
Totals		.176	10	34	3	6	1	0	2	2	0	0	0	3	15	0	0	.382	.243	0

ATHLETICS HOME RUN DERBY PARTICIPANTS

2014	*Yoenis Céspedes and Josh Donaldson	1994	Ruben Sierra
2013	*Yoenis Céspedes	1992	*Mark McGwire
2001	Jason Giambi	1990	Mark McGwire and Jose Canseco
1999	John Jaha	1987	Mark McGwire
1997	Mark McGwire	1986	Jose Canseco
1996	Mark McGwire		

**indicates winner*

VS. THE AMERICAN LEAGUE

2014					CAREER					
AVG.	AB	H	HR	RBI	vs. TEAM	AVG.	AB	H	HR	RBI
—	0	0	0	0	Baltimore	.306	111	34	7	19
.000	10	0	0	0	Boston	.242	62	15	3	14
.227	22	5	2	6	Chicago	.183	93	17	3	13
.217	23	5	2	8	Cleveland	.287	101	29	6	16
.200	10	2	0	1	Detroit	.281	64	18	2	10
.385	52	20	3	10	Houston	.300	100	30	4	16
.423	26	11	2	4	Kansas City	.278	97	27	3	15
.242	33	8	0	3	Los Angeles	.228	158	36	2	9
.130	23	3	0	1	Minnesota	.213	80	17	2	11
—	0	0	0	0	New York	.146	96	14	2	4
—	0	0	0	0	Oakland	.200	10	2	0	1
.136	44	6	0	0	Seattle	.218	202	44	6	19
.167	24	4	0	4	Tampa Bay	.193	119	23	2	9
.373	51	19	2	12	Texas	.278	169	47	8	26
.167	6	1	0	0	Toronto	.258	93	24	10	25

VS. THE NATIONAL LEAGUE

2014					CAREER					
AVG.	AB	H	HR	RBI	vs. TEAM	AVG.	AB	H	HR	RBI
—	0	0	0	0	Arizona	.385	13	5	0	1
.000	6	0	0	0	Atlanta	.000	6	0	0	0
—	0	0	0	0	Chicago	.000	6	0	0	0
—	0	0	0	0	Cincinnati	.133	15	2	0	1
—	0	0	0	0	Colorado	.235	17	4	1	1
—	0	0	0	0	Los Angeles	.000	8	0	0	0
.667	6	4	0	2	Miami	.667	6	4	0	2
—	0	0	0	0	Milwaukee	.308	13	4	0	1
.250	12	3	1	2	New York	.250	12	3	1	2
.500	4	2	0	1	Philadelphia	.500	12	6	0	1
—	0	0	0	0	Pittsburgh	.300	10	3	1	2
—	0	0	0	0	St. Louis	.200	10	2	0	2
—	0	0	0	0	San Diego	.222	18	4	0	5
—	0	0	0	0	San Francisco	.318	22	7	3	7
.273	11	3	0	0	Washington	.273	11	3	0	0

MONTHLY BREAKDOWN

2014					CAREER					
AVG.	AB	H	HR	RBI	by MONTH	AVG.	AB	H	HR	RBI
.000	4	0	0	0	March	.182	11	2	1	1
.253	79	20	1	9	April	.223	251	56	5	32
.188	85	16	3	13	May	.240	208	50	13	37
.455	11	5	0	2	June	.279	247	69	7	29
.323	31	10	2	4	July	.261	280	73	11	39
.271	85	23	4	12	August	.236	368	87	18	51
.324	68	22	2	14	September	.244	348	85	11	41
—	0	0	0	0	October	.095	21	2	0	2

BATTING BREAKDOWN

2014					CAREER					
AVG.	AB	H	HR	RBI	by CATEGORY	AVG.	AB	H	HR	RBI
.312	173	54	5	22	Home	.250	851	213	28	115
.221	190	42	7	32	Away	.239	883	211	38	117
.240	129	31	2	19	Day	.238	617	147	24	95
.278	234	65	10	35	Night	.248	1117	277	42	137
.229	179	41	4	24	Pre-ASG	.252	799	201	30	116
.299	184	55	8	30	Post-ASG	.239	935	223	36	116
.222	99	22	0	8	vs. LHP	.229	498	114	19	62
.280	264	74	12	46	vs. RHP	.251	1236	310	47	170
.250	84	21	2	33	RISP	.229	437	100	13	151
.154	13	2	1	9	Bases Loaded	.136	44	6	2	26
.000	4	0	0	0	Pinch Hitter	.133	30	4	0	2
—	0	0	0	0	Designated Hitter	.191	47	9	1	6

BALLPARK BREAKDOWN

	AVG.	AB	H	HR	RBI
Angel Stadium	.227	75	17	1	4
AT&T Park	.091	11	1	1	2
Camden Yards	.345	58	20	4	8
Chase Field	.385	13	5	0	1
Citi Field	.200	5	1	0	0
Citizens Bank Park	.571	7	4	0	0
Comerica Park	.316	19	6	0	3
Coors Field	.235	17	4	1	1
Fenway Park	.254	205	52	4	25
Globe Life Park	.283	106	30	7	18
Great American Ballpark	.000	7	0	0	0
Kauffman Stadium	.262	65	17	1	10
Marlins Park	.667	6	4	0	2
Miller Park	.300	10	3	0	1
Minute Maid Park	.232	56	13	3	7
O.co Coliseum	.250	673	168	24	96
PNC Park	.300	10	3	1	2
Progressive Field	.357	42	15	4	13
Rogers Centre	.333	45	15	7	13
Safeco Field	.163	92	15	1	7
Target Field	.200	45	9	2	5
Tokyo Dome	.286	7	2	1	1
Tropicana Field	.176	68	12	2	6
Turner Field	.000	6	0	0	0
U.S. Cellular Field	.135	52	7	2	6
Yankee Stadium	.029	34	1	0	1

FIELDING STATISTICS

Outfield							
YEAR	PCT.	G	PO	A	E	TC	DP
2009	.968	23	30	0	1	31	0
2010	1.000	25	37	1	0	38	0
2011	.968	80	145	5	5	155	1
2012	.982	144	310	15	6	331	3
2013	.981	113	244	9	5	258	3
2014	.976	108	195	5	5	205	2
Totals	.978	493	961	35	22	1018	9

REDDICK'S CAREER BESTS

Hits: 4 (three times), last: June 16, 2013 vs. Seattle
Home Runs: 3, August 9, 2013 at Toronto; 2 (five times), August 3, 2014 vs. Kansas City; May 16, 2014 at Cleveland; August 10, 2013 at Toronto; September 27, 2012 at Texas; May 11, 2012 vs. Detroit

Runs Batted In: 6, May 16, 2014 at Cleveland; 5 (twice), last: August 9, 2013 at Toronto

Stolen Bases: 1 (23 times), last: April 29, 2014 at Texas

Hitting Streak: 9, September 3 to 13, 2011

Hitless Streak (At Bats): 30, September 19 to 26, 2012

Game Ending RBI: 4, April 19, 2014 vs. Houston (single); June 1, 2013 vs. Chicago-AL (walk); July 8, 2012 vs. Seattle (double); August 7, 2011 vs. New York-AL (single).

Grand Slams: 2, May 16, 2014 at Cleveland (Zach McAllister); August 31, 2012 vs. Boston (Mark Melancon)

Pinch-Hit Home Runs: None.

Inside-The-Park Home Runs: None.

Lead Off Home Runs: None.



RIGHT-HANDED PITCHER

Height/Weight: 6-3 / 237 **Bats/Throws:** Right / Right

Birthdate: June 18, 1984 **Opening Day Age:** 30

Birthplace/Resides: El Paso, Texas / El Paso, Texas

Major League Service: 3 years, 53 days

Obtained: Acquired from the Houston Astros with Jed Lowrie for Chris Carter, Brad Peacock and Max Stassi, February 4, 2013

Contract Status: First year of a one-year contract through 2015

NON-ROSTER INVITEE

CAREER HIGHLIGHTS

Has spent parts of four seasons in the majors with the Angels (2009), Astros (2011-12) and A's (2014) and is 5-13 with a 4.62 ERA in 126 appearances...has more strikeouts (140) than innings (132.1) as a Major Leaguer...missed the entire 2013 season after undergoing "Tommy John" surgery March 27...led the Astros in strikeouts as a reliever in 2012...allowed just 17 of 77 (22.1%) inherited runners to score in two seasons with Houston...was one of two relievers to spend the entire 2012 season on Houston's active roster...his 9.8 strikeouts per nine innings pitched ratio in 2011 was tops on the club and ranked 14th in the National League among right-handed relievers (min. 50 ip)...named MLB.com's Double-A Relief Pitcher of the Year in 2009 after posting a 3-1 record and a 1.28 ERA in 26 appearances for Arkansas.

2014 HIGHLIGHTS

Appeared in seven games over two stints with the A's after missing the 2013 season following Tommy John surgery...had a win, a 1.00 ERA and .129 opponents batting average...left-handed hitters were 1-for-11 (.091) with his only extra base hit (double) and both of his walks...righties went 3-for-20 (.150)...allowed 1-of-4 (25.0%) inherited runners to score and first batters faced were 2-for-7 (.286)...did not allow a run in four games in Oakland (4.0 ip) or five outings at night (6.1 ip)...began the season on the disabled list as he continued his recovery from his March 27, 2013 Tommy John surgery...was placed on the 15-day DL March 29 retroactive to March 21...was sent to Triple-A Sacramento on a rehab assignment April 3 and pitched in eight games before he was reinstated from the DL and optioned to Sacramento April 29...was recalled May 9 and made his A's debut that day against Washington (1.0 ip, 1 h, 1 so)...it was his first Major League appearance since Oct. 3, 2012 at Chicago (NL)...was credited with his only win May 31 against Los Angeles (AL) when he tossed a scoreless seventh inning...did not allow a run in five of his six games during first stint and had a 1.13 ERA and .143 opponents batting average when he was optioned to Sacramento June 1...returned to Oakland Sept. 1 when rosters expanded and pitched once on Sept. 16 against Texas, retiring the side in order in the ninth inning.

SACRAMENTO: Went 3-0 with a 1.97 ERA in 38 relief appearances with Sacramento...struck out 53 in 45.2 innings, an average of 10.45 per nine innings...walked just 16 for a strikeout-to-walk ratio of 3.31...surrendered two home runs, an average of 0.39 per nine innings...allowed a .235 opponents batting average, which included a .189 (14-for-74) mark against left-handed hitters compared to .271 (26-for-96) against right-handers...both of his home runs were solo shots against righties...opponents hit .154 when leading of an inning...allowed 6-of-8 (75.0%) inherited runners to score...compiled a 1.33 ERA in 17 games at home, a 2.49 ERA with both of his home runs in 21 outings on the road...tossed at least 1.0 inning in 36 of his 38 appearances, including a season-high 2.0 innings five times...began his rehab assignment April 3 and posted a 1.04 ERA in eight games before he was reinstated from the DL and optioned to Sacramento April 29...allowed a season-high two runs in 0.1 innings April 10 at Las Vegas, but those were the only runs he would allow in 11 outings before he was promoted to Oakland May 9...had a 0.73 ERA and .217 opponents batting average over that span...did not allow a run over his final 9.1 innings before his promotion...returned June 3 and compiled a 2.43 ERA over his final 27 appearances...yielded a run in each of his first three outings following his return (4 er in 4.2 ip, 7.71 ERA)...allowed a season-high three hits June 3 at Fresno and matched his season high with two runs June 12 against Omaha...struck out a season-high tying three batters twice over a three-game stretch: June 16 against Iowa and June 24 at New Orleans...did not surrender a home run over his first 22 games and 28.0 innings through July 13...then allowed two over his final 16 games and 17.2 innings...tossed

a season-high tying 2.0 scoreless innings in the second game of a doubleheader at Tacoma July 26 for his second win of the season...did not allow a run in 10 of his 11 August appearances for a 0.82 ERA... struck out 16 batters in 11.0 innings (13.10 per nine innings)...fanned a season-high tying three batters in his final outing Aug. 30 against Reno and picked up the win.

CAREER

2013—Was acquired from Houston Feb. 4 and posted a 10.13 ERA in four spring training appearances before going on the disabled list March 23 with a sprained right elbow...underwent successful UCL reconstruction surgery on the elbow March 27 and missed the remainder of the season...the procedure was performed by Dr. Thomas Mehlhoff at the Texas Orthopedic Hospital in Houston, Texas.

2012—Spent the entire season in Houston's bullpen...ranked second on the club in appearances and led all Astros relievers in strikeouts (78)...set career-highs in innings pitched, strikeouts and appearances... ranked fifth in the Majors and third in the National League with 56 inherited runners...allowed 14 of those runners to score (25.0%)...from the beginning of the season until July 2, had allowed just one of his 18 inherited runners to score in 33 games, and led the NL in inherited runners scored percentage (5.6%)...tossed a career-high 4.1 innings Sept. 24 against St. Louis (72 pitches)...that outing bested his previous career high of 3.1 innings which he set Sept. 21 against Pittsburgh (41 pitches)...posted a 3.38 ERA with 22 strikeouts and six walks over his final 12 appearances of the season...from July 27 through the end of the season, ranked tied for third in strikeouts among NL relievers (41).

2011—In his first extended Major League action, fanned 57 hitters in 52.1 innings pitched over 47 relief appearances...stranded 18 of 21 inherited runners...had two stints with Houston...was selected by Houston May 18 and optioned back June 24...recalled from Triple-A July 5 and finished the season with the Astros...had a 26-game run from June 11-Aug. 17, during which he posted a 1-1 record and a 2.25 ERA...on June 24 against Tampa Bay he appeared in the same game with Wandy Rodriguez and Aneury Rodriguez...according to the Elias Sports Bureau, it marked the first game in the modern era (since 1900) that a trio of teammates with the same surname pitched in the same game...went 2-3 with two saves and a 1.50 ERA in 16 games for Oklahoma City...allowed just a .190 opponents batting average.

2010—Spent the entire season at Triple-A Salt Lake where he went 4-6 with a 5.92 ERA in 31 games, 17 starts...posted comparable numbers as a reliever (5.75 ERA) and starter (5.96 ERA)...started and finished his season in the bullpen, bookending 16 of his starts from May 30-Aug. 30...began the year on the Angels 40-man roster before being designated for assignment and eventually outrighted to Salt Lake May 11...following the season, pitched for the Tiburones de La Guaira in the Venezuelan Winter League for the second straight season...posted solid numbers as a full-time reliever, going 4-2 with a 2.82 ERA in 20 appearances.

2009—Began season at Triple-A Salt Lake, posting a 1-1 record and a 7.54 ERA in 23 relief appearances...it marked his first season as a reliever since 2003...had his contract selected by the Angels April 26...made his Major League debut May 2 at New York (AL), allowing two earned runs in 0.2 innings...optioned to Salt Lake May 4...made last appearance at Salt Lake June 26 before being sent to Double-A Arkansas...named MLB.com's Double-A Relief Pitcher of the Year...following the season, pitched for the Tiburones de La Guaira in the Venezuelan Winter League, posting a 1-1 record and a 4.05 ERA in 19 relief appearances.

2008—Spent the entire season at Double-A Arkansas, posting a 7-11 record with a 5.53 ERA and .289 opponents batting average in 33 games, including 22 starts...began the season in the starting rotation and went 5-10 with a 6.02 ERA and .301 opponents average in his 22 starts...was moved to the bullpen in August and was 2-1 with a 2.12 ERA and .190 average in 11 relief appearances...had his lone complete game of the season May 17 against Northwest Arkansas, a five-hit shutout.

2007—Compiled an 8-4 record with one complete game and a 4.52 ERA in 22 starts at Double-A Arkansas...held right-handed batters to a .255 average...was 2-1 with a 1.98 ERA in nine starts at home compared to 6-3 with a 6.50 ERA in 13 starts on the road...pitched for Surprise in the Arizona Fall League after the season and was 2-1 with a 3.97 ERA in six starts.

2006—Posted an 11-8 record with one complete game and a 4.57 ERA in 28 games, 27 starts, at Single-A Rancho Cucamonga...led the California League in innings pitched and tied for third in wins...went 6-1 with a 2.29 ERA in 12 games at home compared to 5-7 with a 6.31 ERA in 16 starts on the road.

2005—Spent his entire campaign at Single-A Cedar Rapids, finishing 8-10 with four complete games and a 4.18 ERA in 28 starts...ranked first in the Midwest League in complete games and starts while finishing fourth in innings pitched...also led the Kernels in strikeouts (128).

2004—Went 4-3 with a 4.14 ERA in 14 games, 12 starts, at rookie level Provo...led Provo in innings pitched (58.2) and strikeouts (54).

2003—Began his professional career with the Angels Arizona Rookie League affiliate...made 15 appearances before a promotion to Provo in the rookie level Pioneer League...combined to post an 0-2 record and a 5.52 ERA at his two stops.

PERSONAL/MISCELLANEOUS

Fernando Rodriguez Jr was originally signed by Angels scout Kevin Ham...attended Franklin High School (El Paso, TX).

LIFETIME PITCHING RECORD

Year	Club	W	L	ERA	G	GS	CG	SHO	SV	IP	H	R	ER	HR	HB	BB	IBB	SO	WP	BK
2003	AZL Angels	0	2	6.48	15	0	0	0	0	25.0	29	24	18	2	2	14	1	27	1	1
	Provo	0	0	1.50	4	0	0	0	1	6.0	9	4	1	1	0	1	0	9	1	0
2004	Provo	4	3	4.14	14	12	0	0	0	58.2	64	35	27	7	2	18	0	54	5	0
2005	Cedar Rapids	8	10	4.18	28	28	4	0	0	157.1	161	87	73	8	13	49	3	128	2	1
2006	Rancho Cucamonga	11	8	4.57	28	27	1	0	0	163.1	188	92	83	15	7	49	0	112	10	0
2007	Arkansas	8	4	4.52	22	22	1	0	0	125.1	138	71	63	14	5	46	2	61	3	0
2008	Arkansas	7	11	5.53	33	22	1	1	0	136.2	153	96	84	10	10	62	1	85	6	0
2009	Salt Lake	1	1	7.54	23	0	0	0	0	37.0	44	33	31	5	2	23	0	25	3	0
	LOS ANGELES (AL)	0	0	27.00	1	0	0	0	0	0.2	1	3	2	1	0	2	0	1	1	0
	Arkansas	3	1	1.28	26	0	0	0	4	42.1	20	7	6	0	1	22	2	52	3	0
2010	Salt Lake	4	6	5.92	31	17	0	0	0	97.1	134	78	64	12	6	42	0	84	4	0
2011	Oklahoma City	2	3	1.50	16	0	0	0	2	24.0	16	5	4	2	1	11	2	33	5	0
	HOUSTON	2	3	3.96	47	0	0	0	0	52.1	51	24	23	6	3	30	5	57	2	0
2012	HOUSTON	2	10	5.37	71	0	0	0	0	70.1	68	45	42	10	1	34	7	78	10	0
2013	OAKLAND	(Injured — Did not pitch)																		
2014	Sacramento	3	0	1.97	38	0	0	0	0	45.2	40	12	10	2	3	16	1	53	3	0
	OAKLAND	1	0	1.00	7	0	0	0	0	9.0	4	1	1	0	0	2	0	4	0	0
AL Totals		1	0	2.79	8	0	0	0	0	9.2	5	4	3	1	0	4	0	5	1	0
NL Totals		4	13	4.77	118	0	0	0	0	122.2	119	69	65	16	4	64	12	135	12	0
ML Totals		5	13	4.62	126	0	0	0	0	132.1	124	73	68	17	4	68	12	140	13	0

CAREER TRANSACTIONS

2003 — Selected by the Los Angeles Angels in the 18th round of the First-Year Player Draft. **2010** — Elected free agency, November 6; signed by the Houston Astros to a minor league contract, November 16. **2013** — Traded to the Oakland Athletics with infielder Jed Lowrie for pitcher Brad Peacock, infielder Chris Carter and minor league catcher Max Stassi, February 4. On the disabled list, March 23 to November 3. **2014** — On the disabled list, March 21 to April 28; included rehabilitation assignment to Sacramento, April 3 to 28.

VS. THE AMERICAN LEAGUE

2014		CAREER												
ERA	W	L	S	G	IP	ER	vs. TEAM	ERA	W	L	S	G	IP	ER
—	0	0	0	0	0.0	0	Baltimore	—	0	0	0	0	0.0	0
—	0	0	0	0	0.0	0	Boston	—	0	0	0	0	0.0	0
—	0	0	0	0	0.0	0	Chicago	20.25	0	0	0	2	1.1	3
0.00	0	0	0	1	2.0	0	Cleveland	0.00	0	0	0	2	2.1	0
0.00	0	0	0	1	1.0	0	Detroit	0.00	0	0	0	1	1.0	0
—	0	0	0	0	0.0	0	Houston	—	0	0	0	0	0.0	0
—	0	0	0	0	0.0	0	Kansas City	0.00	0	0	0	1	1.0	0
0.00	1	0	0	1	1.0	0	Los Angeles	0.00	1	0	0	1	1.0	0
—	0	0	0	0	0.0	0	Minnesota	—	0	0	0	0	0.0	0
—	0	0	0	0	0.0	0	New York	27.00	0	0	0	1	0.2	2
—	0	0	0	0	0.0	0	Oakland	—	0	0	0	0	0.0	0
—	0	0	0	0	0.0	0	Seattle	—	0	0	0	0	0.0	0
0.00	0	0	0	1	1.1	0	Tampa Bay	0.00	0	0	0	2	3.1	0
0.00	0	0	0	1	1.0	0	Texas	9.45	0	1	0	6	6.2	7
5.40	0	0	0	1	1.2	1	Toronto	5.40	0	0	0	1	1.2	1

VS. THE NATIONAL LEAGUE

2014		CAREER												
ERA	W	L	S	G	IP	ER	vs. TEAM	ERA	W	L	S	G	IP	ER
—	0	0	0	0	0.0	0	Arizona	6.75	0	0	0	6	8.0	6
—	0	0	0	0	0.0	0	Atlanta	1.69	0	0	0	5	5.1	1
—	0	0	0	0	0.0	0	Chicago	2.53	1	1	0	10	10.2	3
—	0	0	0	0	0.0	0	Cincinnati	2.08	0	2	0	10	8.2	2
—	0	0	0	0	0.0	0	Colorado	7.71	0	3	0	7	7.0	6
—	0	0	0	0	0.0	0	Los Angeles	0.00	0	0	0	5	4.1	0
—	0	0	0	0	0.0	0	Miami	1.59	0	0	0	5	5.2	1
—	0	0	0	0	0.0	0	Milwaukee	5.63	0	2	0	8	8.0	5
—	0	0	0	0	0.0	0	New York	6.75	1	0	0	3	1.1	1
—	0	0	0	0	0.0	0	Philadelphia	0.00	0	0	0	3	3.0	0
—	0	0	0	0	0.0	0	Pittsburgh	3.38	1	1	0	16	16.0	6
—	0	0	0	0	0.0	0	St. Louis	7.98	1	0	0	10	14.2	13
—	0	0	0	0	0.0	0	San Diego	4.15	0	0	0	4	4.1	2
—	0	0	0	0	0.0	0	San Francisco	5.79	0	2	0	9	9.1	6
0.00	0	0	0	1	1.0	0	Washington	3.86	0	1	0	8	7.0	3

MONTHLY BREAKDOWN

2014		CAREER												
ERA	W	L	S	G	IP	ER	by MONTH	ERA	W	L	S	G	IP	ER
—	0	0	0	0	0.0	0	April	4.09	1	3	0	11	11.0	5
1.13	1	0	0	6	8.0	1	May	2.84	2	2	0	20	19.0	6
—	0	0	0	0	0.0	0	June	6.65	0	2	0	21	23.0	17
—	0	0	0	0	0.0	0	July	3.91	1	2	0	25	23.0	10
—	0	0	0	0	0.0	0	August	4.80	0	3	0	28	30.0	16
0.00	0	0	0	1	1.0	0	September	5.11	1	1	0	19	24.2	14
—	0	0	0	0	0.0	0	October	0.00	0	0	0	2	1.2	0

PITCHING BREAKDOWN

2014		CAREER												
ERA	W	L	S	G	IP	ER	by CATEGORY	ERA	W	L	S	G	IP	ER
0.00	1	0	0	4	4.0	0	Home	4.04	3	5	0	66	75.2	34
1.80	0	0	0	3	5.0	1	Away	5.40	2	8	0	60	56.2	34
3.38	0	0	0	2	2.2	1	Day	5.30	0	6	0	38	35.2	21
0.00	1	0	0	5	6.1	0	Night	4.38	5	7	0	88	96.2	47
1.13	1	0	0	6	8.0	1	Pre-ASG	4.98	3	8	0	60	59.2	33
0.00	0	0	0	1	1.0	0	Post-ASG	4.33	2	5	0	66	72.2	35
—	0	0	0	0	0.0	0	Starter	—	0	0	0	0	0.0	0
1.00	1	0	0	7	9.0	1	Reliever	4.62	5	13	0	126	132.1	68

BALLPARK BREAKDOWN

	ERA	W	L	S	G	IP	ER
AT&T Park	1.80	0	1	0	5	5.0	1
Busch Stadium	4.50	1	0	0	3	4.0	2
Chase Field	12.00	0	0	0	3	3.0	4
Citi Field	9.00	0	0	0	2	1.0	1
Citizens Bank Park	0.00	0	0	0	1	0.1	0
Coors Field	8.10	0	2	0	4	3.1	3
Dodger Stadium	0.00	0	0	0	4	3.1	0
Globe Life Park	20.25	0	1	0	3	2.2	6
Great American Ball Park	3.38	0	1	0	3	2.2	1
Marlins Park	0.00	0	0	0	2	3.0	0
Miller Park	8.10	0	1	0	3	3.1	3
Minute Maid Park	4.27	2	5	0	62	71.2	34
Nationals Park	13.50	0	1	0	2	1.1	2
O.co Coliseum	0.00	1	0	0	4	4.0	0
PETCO Park	0.00	0	0	0	3	3.0	0
PNC Park	5.79	0	1	0	7	4.2	3
Progressive Field	0.00	0	0	0	1	2.0	0
Rogers Centre	5.40	0	0	0	1	1.2	1
Sun Life Stadium	5.40	0	0	0	2	1.2	1
Tropicana Field	0.00	0	0	0	1	1.1	0
Turner Field	0.00	0	0	0	1	1.0	0
U.S. Cellular Field	20.25	0	0	0	2	1.1	3
Wrigley Field	1.42	1	0	0	6	6.1	1
Yankee Stadium	27.00	0	0	0	1	0.2	2

FIELDING STATISTICS

Pitcher

Year	Pct.	G	PO	A	E	TC	DP
2009	—	1	0	0	0	0	0
2011	1.000	47	2	7	0	9	0
2012	.800	71	3	5	2	10	0
2014	—	7	0	0	0	0	0
Totals	.895	126	5	12	2	19	0

RODRIGUEZ' CAREER BESTS

Low Hit Complete Game: None

Innings Pitched: 4.1, September 24, 2012 vs. St. Louis

Strikeouts: 5 (twice), last: September 24, 2012 vs. St. Louis

Pitches: 72, September 24, 2012 vs. St. Louis

Longest Winning Streak: 2 (twice), last: September 21, 2012 to present

Longest Losing Streak: 7, May 13 to September 10, 2012

Longest Scoreless Streak: 9.2, August 28 to September 22, 2011



INFIELDER

Height/Weight: 6-1 / 190

Bats/Throws: Switch / Right

Birthdate: January 24, 1985

Opening Day Age: 30

Birthplace/Resides: Barcelona, Venezuela / Barcelona, Venezuela

Major League Service: 35 days

Obtained: Signed to a minor league contract, November 26, 2014

Contract Status: First year of a one-year contract through 2015

NON-ROSTER INVITEE

CAREER HIGHLIGHTS

Has appeared in 12 games in two seasons with Cleveland (2009) and Boston (2010) and is 2-for-18 (.111)...is a .266 hitter with 37 home runs and 447 RBI in 1156 games in 12 professional seasons with seven different organizations, including the Indians (2003-09), Red Sox (2010), Blue Jays (2011), Phillies (2011), Mets (2011), Tigers (2012) and Orioles (2013-14)...has played every position except catcher and center field in his career...was an Eastern League Postseason All-Star at Bowie in 2014 after leading the league in runs (86), hits (154), on-base percentage (.417) and walks (84)...also earned EL Postseason All-Star honors in 2012 and was a Carolina League All-Star in 2008.

2014 HIGHLIGHTS

Was signed by Colorado to a minor league contract March 3 but was released March 27...signed another minor league deal with Baltimore April 1 and spent the entire season at Double-A Bowie where he batted .320 with five home runs and 48 RBI in 130 games...added 84 walks for a .417 on-base percentage...struck out 63 times marking the first time in his career he finished with more walks than strikeouts...his batting average was a career high and second best in the Orioles farm system...also had career highs in runs scored (86), doubles (30), walks, on-base percentage and sacrifice flies (8)...was named to the Eastern League Postseason All-Star team after leading the league in runs, hits (154), on-base percentage and walks...also ranked second in batting...had the 10th best on-base percentage among all full-season minor leaguers...hit .336 (108-for-321) against right-handed pitching compared to .286 (46-for-161) against left-handers...hit four of his five home runs off righties...his batting average decreased each month of the season, bottoming out at .284 in August...hit .364 in April, .352 in May, .319 in June and .288 in July...had a .449 on-base percentage or better in three months (.464 in April, .452 in May and .449 in June)...batted .380 during the day and .339 on the road...had a .389 average in the first inning...hit .245 with runners in scoring position...appeared in 94 games at third base, 29 at shortstop and three at second base...committed nine errors as a third baseman for a .960 fielding percentage...led EL third basemen in double plays (22)...made five errors at shortstop (.957) and did not make an error in 17 total chances at second base...went 3-for-14 (.214) in four games as the designated hitter...hit second in the order 124 times...also had five games in the leadoff spot one batted fifth one...played for Anzoategui in the Venezuelan Winter League following the season and hit .286 with a home run and 13 RBI in 51 games.

BOWIE: Began the season by reaching base safely in each of his first 31 games through May 10...hit .366 with a .475 on-base percentage during the streak, which was fourth longest in the EL...it gave him a 40-game reaching base streak overall dating back to Aug. 25, 2013...went 2-for-4 with three RBI in his first game April 3 against Harrisburg, his only three-RBI game of the season...his batting average had dropped to .339 before he hit safely in 10 of 11 games from May 14 to May 26 (18-for-44, .409) to boost his average to .357...scored a season-high four runs May 19 against Erie...had a pair of two double games May 25 at Harrisburg and May 29 against Akron...added a third two-double game July 31 at Binghamton...had a 23-game reaching base streak from June 3 to 27...batted .363 with a .500 on-base percentage over that stretch...had a 37-game errorless streak as a third baseman from June 15 to July 26...stole two bases June 27 at Richmond...was hitting .353 in 74 games at the conclusion of play July 27...then went 60-for-216 (.278) over his final 56 contests...collected a season-high four hits July 10 at Harrisburg...had a season-best eight-game hitting streak from Aug. 6 to 14 (13-for-33, .394).

CAREER

2013—Began the season at Triple-A Norfolk and hit .167 with two home runs and three RBI in 15 games before he was transferred to Double-A Bowie May 11...hit .280 with two home runs and 47 RBI in 102 games with the Baysox...combined for a .267 batting average in 117 games overall...hit .271 against left-handed pitching compared to .266 against right-handers...slugged all four of his home runs and drove in 41 of his 50 runs against right-handers...batted .307 with runners in scoring position...was 6-for-12 (.500) with three walks and 12 RBI with the bases loaded...appeared in 101 games at shortstop, 10 at second base and seven at third base...had a .970 fielding percentage as a third baseman where he committed all 11 of his errors...went 3-for-13 (.231) in four games at designated hitter...hit in every spot in the order except leadoff and saw his most action with 72 games batting second...had a .312 average hitting second, .192 in all other spots in the order...hit .350 over his first seven games but then went 1-for-28 (.036) over his final eight contests with Norfolk...went 8-for-36 (.222) over his first nine games with Bowie before hitting safely in 10 of his next 11 games from May 21 to 31...went 20-for-49 (.408) with eight multiple hit games over that span...had season highs in hits (3) and doubles (2) May 31 against New Britain...matched his season high with three RBI June 14 at Binghamton...stole a season-high two base July 14 against Richmond...had his Double-A batting average at .302 entering play July 23 but went 12-for-67 (.179) over his next 20 games through Aug. 17 to drop to .276...finished the season with a season-best nine-game hitting streak from Aug. 25 to Sept. 2 (12-for-34, .353)...played for Anzoategui in the Venezuelan Winter League following the season and hit .283 with six home runs and 24 RBI in 58 games...added 42 walks for a .398 on-base percentage.

2012—Spent the entire season with Double-A Erie in the Detroit system, batting .300 with nine home runs and 67 RBI in 135 games...was named to the Eastern League Midseason and Postseason All-Star teams...ranked second in the league in hits (157), third in games (138) and at bats (532), fourth in plate appearances per strikeout (9.12), tied for fourth in total bases (220), fifth in RBI (78) and ninth in batting...his batting average ranked fifth in the Tigers farm system...led the Sea Wolves in stolen bases (19) and tied for the lead in runs (73) and triples (4)...hit .303 with eight of his nine home runs against right-handed pitching compared to .290 against left-handers...had a .345 average with runners in scoring position, including .392 with RISP and two outs...batted .352 at home, .251 on the road...was hitting .323 at the All-Star Break...then batted .262 after the break...hit .300 or better in each of the first three months of the season (.341 in April, .302 in May and .311 in June)...then hit .279 in July and .296 in August...topped EL shortstops with a .977 fielding percentage, 134 games played, 562 total chances and 191 putouts...also appeared in one game at second base...saw his most action with 82 games batting second in the order...also hit .343 with a .406 on-base percentage in 36 games batting leadoff...had two four-hit games in the month of April (16th vs. Trenton, 26th at Trenton)...went 5-for-5 with a double July 17 against Bowie...had a season-best 10-game hitting streak from Aug. 1 to 11 (17-for-40, .425)...stole a season-high two bases Aug. 31 against Altoona...played for Anzoategui in the Venezuelan Winter League following the season and hit .268 with four home runs and 30 RBI in 61 games.

2011—Played for four different teams in three organizations and batted a combined .231 with no home runs and 23 RBI in 75 games...batted .301 against left-handed pitching compared to .193 against right-handers...had a .183 batting average with the bases empty, .302 with runners on...hit .294 with runners in scoring position...appeared in 37 games at second base, 31 at shortstop and two at third base...began the season with Triple-A Las Vegas in the Blue Jays organization and went 1-for-14 in four games before he was placed on the disabled list April 18 with a left shin contusion...was reinstated April 25 and 3-for-11 (.273) in four more games before returning to the DL May 9 with the shin injury...was batting .160 in eight games when he was traded to the Philadelphia organization for cash considerations May 20...went 0-for-1 in one game with Triple-A Lehigh Valley before he was transferred to Double-A Reading May 24...hit .239 with 11 RBI in 34 games before he was released July 14...was signed by the New York Mets to a minor league contract July 15 and was assigned to Double-A Binghamton where he batted .243 in 32 games...was on the disabled list from July 29 to Aug. 9 with a right shin contusion...played for Anzoategui in the Venezuelan Winter League following the season and hit .276 with four home runs and 17 RBI in games.

2010—Began the season in the Cleveland Indians farm system but did not appear in a game before being traded to the Boston organization April 30 for cash considerations...was assigned to Triple-A Pawtucket but was selected by the Red Sox July 2...appeared in two games for Boston (one at second base, one at first base) and went 0-for-4...was designated for assignment July 7 and outrighted to Pawtucket July 9...

hit .246 with three home runs and 20 RBI in 99 games with the PawSox...batted .253 against left-handed pitching, .243 with all three of his home runs against right-handers...had a .342 average with runners in scoring position and two outs...appeared in 45 games at second base, 40 at shortstop, 13 in right field, four at first base and one in left field...committed two errors as a second baseman (.989 fielding percentage) and three as a shortstop (.980)...hit in every spot in the order except fifth and saw his most action with 28 games in the leadoff spot...had an eight-game hitting streak from June 4 to 10 (13-for-35, .371)...went 4-for-5 with a pair of doubles June 14 against Louisville...hit .242 with two home runs and 12 RBI in 59 games with Anzoategui in the Venezuelan Winter League following the season...also went 3-for-16 (.188) with five walks in five games for Venezuela in the Caribbean Series.

2009—Was selected by Cleveland Sept. 8 and made his Major League debut the next night against Texas in the second game of a doubleheader...struck out as a pinch hitter in the bottom of the ninth...had a pinch hit single in the bottom of the eighth inning Sept. 12 against the Royals Yasuhiko Yabuta for his first big league hit...was 2-for-14 (.143) in 10 games overall with the Indians, including three starts at shortstop and one at first base...split his minor league campaign between Triple-A Columbus and Double-A Akron...combined to hit .240 with 14 doubles, a triple, home run, 325 RBI and 47 runs scored in 115 games...the switch-hitting, middle infielder spent 38 games with Akron before his promotion to Columbus May 26...with the Clippers, he hit .252 in 81 games with 27 RBI and 34 runs scored, including going 9-for-26 (.346) with nine runs his last eight games...with Columbus, he appeared in games at all four infield positions (58 at shortstop, 8 at third base, eight at second base, seven at first base) and had a fielding percentage of .956...hit .300 in July...at Triple-A he hit .292 with runners on base and .291 with runners in scoring position...batted .287 with a home run and 10 RBI in 33 games with Anzoategui in the Venezuelan Winter League following the season.

2008—Spent the entire season at Single-A Kinston where he hit .296 with six home runs and 53 RBI in 108 games...was named to the Carolina League All-Star team as the second baseman...ranked fifth in the CL in batting...batted .310 with all six of his home runs against right-handed pitching...had a .313 batting average with runners in scoring position...went 7-for-13 (.538) with the bases loaded...appeared in 52 games at second base, 35 at shortstop, 13 at first base and 11 at third base...made his professional debut as a pitcher April 11 at Potomac (1.1 ip, 2 h, 1 r, 1 er, 1 bb)...had a 21-game hitting streak from June 22 to July 21 (33-for-75, .440)...was named Carolina League Player of the Week for the week of July 7-13 after batting .444 (12-for-27) with six doubles and two RBI in seven games...hit .363 in 25 games overall in July...hit .276 with a double and eight RBI in 36 games with Anzoategui in the Venezuelan Winter League following the season.

2007—Began the year at Single-A Kinston of the Carolina League and hit .350 with six RBI in 12 games before he was transferred to Single-A Lake County of the South Atlantic League...batted .209 with a home run and 24 RBI in 69 games with the Captains and combined for a .231 batting average in 81 games overall...appeared in 51 games at third base, 23 at shortstop, six at first base and two at second base...went 2-for-7 (.286) with a walk in five games for Anzoategui in the Venezuelan Winter League.

2006—Batted .228 with two home runs and 36 RBI in 114 games with Single-A Lake County...hit .268 before the All-Star Break, .173 after the break...led South Atlantic League shortstops with a .966 fielding percentage in 103 games...also appeared in five games at third base...played for Oriente in the Venezuelan Winter League following the season and hit .156 with no RBI in 19 games.

2005—Hit .275 with two home runs and 29 RBI in 63 games with Burlington in his first season in the United States...tied for fourth in the Appalachian League with 31 walks...batted .455 with runners in scoring position and two outs...appeared in 22 games at shortstop, 16 at second base and 15 at third base.

2004—Played in 66 games with the IndiansI affiliate in the Dominican Summer League and hit .258 with two home runs and 39 RBI in 66 games...appeared exclusively at third base on defense.

2003—Made his professional debut with Indians Venezuelan Summer League affiliate...batted .222 with two home runs and 17 RBI in 49 games...appeared exclusively at third base on defense.

PERSONAL/MISCELLANEOUS

Niuman Jose Romero...was originally signed by Cleveland as a non-drafted free agent, November 20, 2002.

LIFETIME PLAYING RECORD

Year	Club	AVG.	G	AB	R	H	2B	3B	HR	RBI	SH	SF	HP	BB	SO	SB	CS	SLG	OBP	E
2003	VSL Indians	.222	49	162	22	36	8	1	2	17	2	1	7	27	27	6	2	.321	.355	9
2004	DSL Indians1	.258	66	236	47	61	12	4	2	39	1	4	4	39	39	17	7	.369	.367	-
2005	Burlington	.275	63	218	33	60	12	2	2	29	3	1	4	31	45	6	6	.376	.374	8
2006	Lake County	.228	114	412	45	94	11	1	2	36	9	3	1	55	83	10	8	.274	.318	17
2007	Kinston	.350	12	40	5	14	2	0	0	6	0	1	0	4	9	1	0	.400	.400	0
	Lake County	.209	69	215	31	45	10	2	1	24	2	3	5	44	45	3	1	.288	.352	11
2008	Kinston	.296	108	395	64	117	22	1	6	53	4	5	2	34	55	10	4	.403	.351	9
2009	Akron	.209	38	115	13	24	4	0	0	8	4	1	2	12	19	3	1	.243	.292	4
	Columbus	.254	81	252	34	64	10	1	1	27	6	3	2	21	27	10	4	.313	.313	14
	CLEVELAND	.143	10	14	2	2	0	0	0	0	0	0	0	1	5	0	0	.143	.200	0
2010	Pawtucket	.246	99	350	42	86	14	0	3	20	8	0	3	32	57	14	6	.311	.314	6
	BOSTON	.000	2	4	1	0	0	0	0	0	0	0	0	0	0	0	0	.000	.000	0
2011	Las Vegas	.160	8	25	1	4	0	0	0	0	1	0	0	2	9	2	0	.160	.222	0
	Lehigh Valley	.000	1	1	0	0	0	0	0	0	0	0	0	0	1	0	0	.000	.000	0
	Reading	.239	34	109	10	26	3	0	0	11	5	3	2	11	25	4	2	.266	.312	2
	Binghamton	.243	32	103	13	25	2	1	0	12	2	1	0	8	24	2	1	.282	.295	6
2012	Erie	.300	135	523	73	157	28	4	9	67	5	6	5	54	65	19	5	.421	.367	13
2013	Norfolk	.167	15	48	7	8	0	1	2	3	0	0	0	10	13	1	2	.333	.310	0
	Bowie	.280	102	371	51	104	21	1	2	47	9	2	1	56	57	7	4	.358	.374	11
2014	Bowie	.320	130	482	66	154	30	1	5	48	5	8	2	84	63	7	2	.417	.417	14
	ML Totals	.111	12	18	3	2	0	0	0	0	0	0	0	1	5	0	0	.111	.158	0
	Minor League Totals	.266	1156	4057	577	1079	189	20	37	447	66	42	40	524	663	122	55	.350	.352	124

CAREER TRANSACTIONS

2002 — Signed by the Cleveland Indians organization as a non-drafted free agent, October 28. **2010** — Traded to the Boston Red Sox organization for cash considerations, April 30. Elected free agency, October 15. **2011** — Signed by the Toronto Blue Jays to a minor league contract, February 15. Traded to the Philadelphia Phillies organization for cash considerations, May 20. Released, July 14; signed by the New York Mets to a minor league contract, July 15. Elected free agency, November 2. **2012** — Signed by the Detroit Tigers to a minor league contract, January 10. Elected free agency, November 2; signed by the Baltimore Orioles to a minor league contract, December 14. **2013** — Elected free agency, November 4. **2014** — Signed by the Colorado Rockies to a minor league contract, March 3. Released, March 27; signed by Baltimore to a minor league contract, April 1. Elected free agency, November 3; signed by the Oakland Athletics to a minor league contract, November 26.

RECENT NON-ROSTER INVITEES TO PLAY FOR OAKLAND

2013: Luke Montz
2012: Jim Miller, Brandon Moss, Evan Scribner
2011: Andy LaRoche, Jai Miller
2010: Cedrick Bowers
2009: Kevin Cameron, Matt Carson
2008: Brooks Conrad, Kirk Saarloos, Mike Sweeney
2007: J.J. Furmaniak, Erasmo Ramirez
2006: Doug Clark, Randy Keisler
2005: Hiram Bocachica, Jermaine Clark, Britt Reames

2004: Ramon Castro
2003: Mike Edwards, David McCarty, Adam Melhuse
2002: Jose Flores, Larry Sutton
2001: Andy Abad, Erik Hiljus, Robin Jennings, Tom Wilson
2000: Jon Ratliff, Rich Sauveur, Jeff Tam
1999: John Jaha, Kevin Jarvis

Note: List only includes players not with the A's organization the previous year

VS. THE AMERICAN LEAGUE

2014					CAREER					
AVG.	AB	H	HR	RBI	vs. TEAM	AVG.	AB	H	HR	RBI
—	0	0	0	0	Boston	.250	4	1	0	0
—	0	0	0	0	Chicago	.000	2	0	0	0
—	0	0	0	0	Kansas City	1.000	1	1	0	0
—	0	0	0	0	Oakland	.000	2	0	0	0
—	0	0	0	0	Tampa Bay	.000	4	0	0	0
—	0	0	0	0	Texas	.000	5	0	0	0

MONTHLY BREAKDOWN

2014					CAREER					
AVG.	AB	H	HR	RBI	by MONTH	AVG.	AB	H	HR	RBI
—	0	0	0	0	July	.000	4	0	0	0
—	0	0	0	0	September	.100	10	1	0	0
—	0	0	0	0	October	.250	4	1	0	0

BATTING BREAKDOWN

2014					CAREER					
AVG.	AB	H	HR	RBI	by CATEGORY	AVG.	AB	H	HR	RBI
—	0	0	0	0	Home	.125	8	1	0	0
—	0	0	0	0	Away	.100	10	1	0	0
—	0	0	0	0	Day	.125	8	1	0	0
—	0	0	0	0	Night	.100	10	1	0	0
—	0	0	0	0	Pre-ASG	.000	4	0	0	0
—	0	0	0	0	Post-ASG	.143	14	2	0	0
—	0	0	0	0	vs. LHP	.000	4	0	0	0
—	0	0	0	0	vs. RHP	.143	14	2	0	0
—	0	0	0	0	RISP	.000	3	0	0	0
—	0	0	0	0	Bases Loaded	—	0	0	0	0
—	0	0	0	0	Pinch Hitter	.333	3	1	0	0
—	0	0	0	0	Designated Hitter	—	0	0	0	0

BALLPARK BREAKDOWN

	AVG.	AB	H	HR	RBI
Fenway Park	.250	4	1	0	0
O.co Coliseum	.000	2	0	0	0
Progressive Field	.125	8	1	0	0
Tropicana Field	.000	4	0	0	0

FIELDING STATISTICS

First Base

YEAR	PCT.	G	PO	A	E	TC	DP
2009	1.000	1	7	0	0	7	0
2010	1.000	1	4	1	0	5	0
Totals	1.000	2	11	1	0	12	0

Second Base

YEAR	PCT.	G	PO	A	E	TC	DP
2010	—	1	0	0	0	0	0
Totals	—	1	0	0	0	0	0

Third Base

YEAR	PCT.	G	PO	A	E	TC	DP
2009	—	1	0	0	0	0	0
Totals	—	1	0	0	0	0	0

Shortstop

YEAR	PCT.	G	PO	A	E	TC	DP
2009	1.000	4	1	6	0	7	1
Totals	1.000	4	1	6	0	7	1

ROMERO'S CAREER BESTS

Hits: 1 (twice), last: October 4, 2009 at Boston

Home Runs: None

Runs Batted In: None

Stolen Bases: None

Hitting Streak: 1 (twice), last: October 4, 2009

Hitless Streak (At Bats): 7, October 4, 2009 to present

Game Ending RBI: None

Grand Slams: None

Pinch-Hit Home Runs: None.

Inside-The-Park Home Runs: None.

Lead Off Home Runs: None.

OUTFIELDER**Height/Weight:** 5-11 / 193**Bats/Throws:** Right / Right**Birthdate:** December 23, 1980**Opening Day Age:** 34**Birthplace/Resides:** Portales, New Mexico / Scottsdale, Arizona**Major League Service:** 9 years, 58 days**Obtained:** Signed as a free agent, April 8, 2015**Contract Status:** Third year of a three-year contract through 2015 with a club option for 2016**CAREER HIGHLIGHTS**

Is a .263 career hitter with 132 home runs and 505 RBI in 1064 games in 11 seasons with seven different teams (Detroit, 2003; Los Angeles-NL, 2005-06; Cincinnati, 2006; Florida, 2006-10; San Francisco, 2010-11; Boston, 2012; and Arizona, 2013-14)...saw his first career postseason action with the World Champion Giants in 2010 and earned MVP honors in the NLCS after batting .350 (7-for-20) with 3 home runs and 5 RBI...posted his best numbers with Florida in 2009, batting .270 with a career-high 24 home runs and a career-high 90 RBI in 151 games...originally drafted by Detroit in the fourth round in 1999 and was the Tigers Minor League Player of the Year in 2003...played for Mesa in the Arizona Fall League in 2002.

2014 HIGHLIGHTS

Hit .252 with two home runs and 15 RBI in only 83 games with Arizona due to a pair of stints on the disabled list...started the season on the 15-day DL with a dislocated right hip and was reinstated on April 18...placed on the disabled list again from July 22-Sept. 1 with a strained left calf...played his 1,000th career game May 21 at St. Louis and collected his 500th career RBI July 13 at San Francisco...ranked fourth in the Majors with a .357 average (10-for-28) as a pinch-hitter...batted .337 (32-for-95) in his final 47 games.

CAREER

2013—Appeared in just 94 games in his first season with Arizona, hitting .278 with eight home runs and 38 RBI...suffered a dislocated right hip Aug. 11 vs. New York (NL) and missed the remainder of the season...underwent surgery to repair a fracture at Scottsdale Osborne Hospital on Aug. 13 (performed by Dr. Anthony Rhorer)...hit .391 vs. left-handers, best in the Majors (min. 100 AB)...ranked fourth in the Majors with a .396 average in Interleague play...began the season on the 15-day disabled list with a strained left calf and was reinstated April 14...received his third career ejection April 20 at Colorado (arguing)...had a career-high five hits July 6 vs. Colorado to match a club record (16th time)...was the first D-back with five hits since Aaron Hill on Sept. 4, 2012 at San Francisco (12 innings) and the first in a nine-inning game since Justin Upton on May 30, 2011 vs. Florida...totaled four hits, including a solo homer, in his return to Fenway Park Aug. 2, the second former Red Sox with four hits and a homer in his first game back in Boston (also Cecil Cooper on May 20, 1977).

2012—Hit .267 with 34 doubles, 22 homers and 81 RBI in his lone season with Boston...also established a career high with a .807 OPS (min. 70 games)...played in 96 games in right field, 22 in left and seven in center...ranked eighth among American League outfielders with a .995 fielding percentage (1 error in 208 total chances) and tied for eighth with nine assists...batted .295 vs. left-handers and ranked among the AL leaders vs. southpaws in slugging percentage (3rd, .636), OPS (4th, 1.010), home runs (t-5th, 12) and RBI (t-5th, 35)...led the AL and ranked third in the Majors with 3.77 RBI per at-bat against left-handers...ranked fourth among AL batters with 39 extra-base hits at home...six of his home runs either tied the game or gave Boston a lead in the sixth inning or later, the most by a Red Sox player since David Ortiz in 2006 (9)...homed in his final two plate appearances April 23 at Minnesota to become the first Boston player with a game-tying and game-winning homer, each in the seventh inning or later, since Dwight Evans on June 23, 1990 vs. Baltimore (Elias Sports Bureau)...was on the disabled list from May 19-June 19 with a fracture of the navicular bone in his left foot suffered May 18 at Philadelphia (fouled ball off foot)...appeared in two rehab games with Triple-A Pawtucket...tied a career high by reaching base safely in 17 straight games from May 4-June 21 (also June 27-July 13, 2008)...hit

three three-run home runs from July 18-19, the most in the Majors Leagues over a 2-game stretch since Sammy Sosa hit three on Aug. 10, 2002 at Colorado (Elias)...received his second career ejection Sept. 12 vs. New York (AL).

2011—Spent his first full season with the Giants and led the club with a career-high 49 walks...played in 121 contests, including 107 starts...it marked his fewest games played since 2007 (66 with Florida)...hit .275 in 69 games before the All-Star break but just .197 in 52 tilts in the second half...launched two leadoff homers, the second and third of his career...homered off Ian Kennedy to start the bottom of the first Aug. 1 against Arizona and again versus the D-Backs Sept. 4, taking Daniel Hudson deep...appeared at all three outfield positions (83 games/56 starts in left, 35/32 in right field and 22/19 in center field)...tallied eight assists, which was second most on the team behind Nate Schierholtz (9)...committed just one error in 192 total chances overall for a .995 fielding percentage...began the season on the 15-day disabled list after straining his right calf in a Spring Training game March 23 at Los Angeles (AL), while running to make the catch in right field at Tempe Diablo Stadium...missed San Francisco's first 17 games and, after rehabbing in camp games and playing at Triple-A Fresno, was reinstated from the DL April 20...recorded his fourth career game-ending hit May 10 against Arizona with a run-scoring single off David Hernandez, giving San Francisco a 1-0 win...connected for the tie-breaking, three-run home run with two outs in the ninth inning off the Dodgers Lance Cormier May 18 at Dodger Stadium...tied his career-high with four hits (fifth time) June 1 at St. Louis...ended the Giants Major League record streak of 21-consecutive solo homers with a two-run shot in the third inning Aug. 14 at Florida...knocked a solo home run in the seventh inning Aug. 16 at Atlanta to break up Randall Delgado's no-hit bid...hit at a .309 clip with four home runs and 10 RBI in 13 games in September...suffered a strained right hamstring Sept. 16 at Colorado after hitting an RBI single down the left field line...turned to go to second base and pulled up limping...prior to the injury, hit his 100th career home run off Alex White in fifth inning...missed San Francisco's final 11 games of the year with the hamstring injury.

2010—Spent most of the season with the Marlins but was claimed off waivers by the Giants in late August...won a World Series title with San Francisco and was named NLCS MVP...started 135 games between Florida and San Francisco, making the majority of his starts in center field (80) while also logging 50 starts in right and five in left...batted .287 against left-handed pitchers between the two stops, including an .883 OPS...hit .265 with 24 doubles, 11 homers and 58 RBI in 120 games, including 118 starts, in his fifth season in a Marlins uniform...tied career high with four hits twice: April 7 at New York (NL) and May 16 vs. New York (NL)...stole home as part of a double steal with Cameron Maybin in the seventh inning May 10 at Chicago (NL), the first Marlin to steal home since Reggie Abercrombie on June 25, 2006 at New York (AL)...it was his first steal of home and the 11th by a Marlin...awarded to Giants Aug. 22 on a waiver claim...made 17 starts (33 total games) in San Francisco's 37 contests after the waiver claim, batting .288 with three homers and seven RBI...in his first career postseason action, batted .294 (15-for-51) with five homers and 10 RBI, helping San Francisco win the World Series...his five home runs were third most in a single postseason in Giants franchise history and his 10 RBI were tied for fourth most...three of the five round-trippers broke up no-hitters: Game 4 of the NLDS off Derek Lowe, Game 1 of the NLCS off Roy Halladay (the first hit off Halladay in 11 innings) and Game 2 of the NCLS off Roy Oswalt...collected five go-ahead RBI, the most in Giants history for a single postseason...joined Barry Bonds as the only players in San Francisco franchise history to record three or more game-winning RBI during a single postseason (2002)...became the first player in Major League history to accumulate four game-winning RBI over his first seven postseason games...hit safely in 13 of his 15 overall games with 10 of his 15 hits going for extra bases (five doubles, five homers)...completed the LDS vs. Atlanta by going 4-for-14 (.286) with a double, homer and 3 RBI...in addition to the solo home run off Lowe to break up his no-hitter in Game 4 in Atlanta, also singled home the go-ahead run in the seventh inning...named MVP of the NLCS after hitting safely in all six games against Philadelphia, going 7-for-20 (.350) with three doubles, three homers and five RBI...became the fourth player in Giants history to take home NLCS MVP honors (also Jeffrey Leonard in 1987, Will Clark in 1989 and Benito Santiago in 2002) and just the fifth player in MLB history to a start season with a different team and win the LCS or World Series MVP award (Donn Clendon, 1969 WS; Rickey Henderson, 1989 ALCS; Mike Devereaux, 1995 NLCS; David Justice, 2000 ALCS)...led the Giants offense in Game 1 of the NLCS by going 2-for-3 with a pair of go-ahead solo homers off Roy Halladay...was the second player in ML history to hit two home runs in his LCS debut, joining Gary Gaetti for the 1987 Twins.

2009—In his fourth season with the Marlins, set career-highs in at-bats (559), runs (73), hits (151), doubles (37), home runs (24) and RBI (90)...ranked fourth in the National in day batting average (.349)...tied a franchise record by hitting three grand slams: May 17 vs. Los Angeles (NL), June 2 vs. Milwaukee and June 12 at Toronto (also done by Hanley Ramirez in 2009, Jeff Conine in 2004 and Bobby Bonilla in 1997)...played the ninth most innings among NL outfielders with 1,308.1 and led Marlins outfielders with six assists...made his first career appearance as a pitcher April 26 against the Phillies, tossing a scoreless ninth inning...was the first Marlins position player to appear at pitcher since Jason Wood on June 29, 2007 vs. Atlanta...broke up a no-hitter May 17 vs. Los Angeles (NL) with an eighth-inning double as well as hitting his third career grand slam in the 9th off Guillermo Mota...reached base safely in eight straight plate appearances from May 18-20...knocked two homers Aug. 2 against the Cubs, marking his first multi-homer effort of the season and the sixth of his career...also hit his 2nd career walk-off home run in that game off Kevin Gregg (also June 7, 2008 vs. Cincinnati)...set a club record by recording six combined hits in a doubleheader on Aug. 16 against Colorado, passing the previous mark of five hits done by six players.

2008—Had his first 20-homer campaign, blasting 22 long balls in 145 games...surpassed the 20-homer mark along with teammates Hanley Ramirez (33), Mike Jacobs (32), Dan Uggla (32) and Jorge Cantu (29)...it marked the first time the Marlins have had five batters hit 20 or more round-trippers...hit homers in the pinch May 13 at Cincinnati and Sept. 8 at Philadelphia...in May, 10 of his 14 hits were homers...with Dan Uggla (12), became the only pair of Marlins in franchise history to connect for 10 or more home runs in the same month...from May 10-25, collected five hits, all of which were homers...at one point, nine of his 10 hits left the yard...was the first player to have a streak of at least nine homers in 10 hits since Mark McGwire in 2001, when he had stretch of 11-straight hits for home runs...hit a two-run, walk-off homer June 7 against Cincinnati off Francisco Cordero...it was his first career game-ending home run and his second homer off Cordero in 2008...the other was a three-run, game-tying homer in the ninth inning May 14 at Cincinnati...finished the first half of the season with a career-best 17-game hit streak, batting .391 (27-for-69) with three homers and 19 RBI from June 27-July 13...in a four-game series with the Rockies from July 3-6 tallied 15 RBI, which were most in by any player in a four-game series since Carlton Fisk also had 15, Sept. 5-8, 1977 vs. Toronto.

2007—Appeared in 66 games with the Marlins despite missing 11 weeks to injury...hit his first career pinch-hit homer April 20 vs. Washington off Chad Cordero...also had a pinch-hit homer Aug. 23 at St. Louis off Brad Thompson...missed 11 weeks with a left hamstring strain suffered May 5 vs. San Diego...placed on the 15-day disabled list May 6, transferred to the 60-day DL June 27 and was reinstated July 19...led the Marlins and ranked eighth in the National League with a .350 clip in 48 games after the All-Star break...his second-half clip was the third-best post All-Star average in club history behind Wes Helms (.385 in 2006) and Juan Pierre (.359 in 2004)...totaled eight homers and 25 RBI in the second half.

2006—Played with the Marlins, Dodgers and Reds and combined for 13 homers and 46 RBI in 101 games...traded to the Reds from the Dodgers for a player to be named later April 24...traded again on May 26 to Florida in exchange for a player to be named later (LHP Ben Kozlowski)...cracked 11 homers with the Marlins, one of five rookies on the club with at least 10 home runs, joining Dan Uggla, Josh Willingham, Hanley Ramirez and Mike Jacobs...knocked a career-high seven RBI for the Dodgers April 13, 2006 at Pittsburgh...hit a career-high three homers and matched career mark with seven RBI Sept. 11 vs. New York (NL)...his three homers tied a Florida club record set by Mike Lowell April 21, 2004 at Philadelphia.

2005—Appeared in only 14 games at the Major League level with the Dodgers...played the majority of the season with Triple-A Las Vegas, appearing in 115 games and hitting .267 with 79 runs, 21 doubles, four triples, 22 homers and 63 RBI.

2004—Acquired by the Dodgers from the Tigers in exchange for LHP Steve Colyer on April 1...spent the entire season with Triple-A Las Vegas, hitting .273 with 17 doubles, two triples, 14 homers, 49 RBI and two stolen bases.

2003—Named the Tigers Minor League Player of Year and made his Major League debut with Detroit, appearing in six games...made his debut July 4 at Kansas City, going 0-for-2 with a hit by pitch...

recorded his first career home run, a grand slam off Cliff Lee, Sept. 2 vs. Cleveland...became the first Tigers player to hit a grand slam for his first career homer since Milt Cuyler on May 19, 1991 vs. Minnesota...was the fifth Big League player to accomplish the feat in 2003...tabbed a *Baseball America* Triple-A All-Star...ranked among the International League leaders in extra-base hits (3rd, 61), slugging (4th, .515) and homers (t-5th, 20).

2002—Spent the year with Double-A Erie and selected as an Eastern League midseason and postseason All-Star...led the club in slugging (.508) and ranked second in hits (112), runs (73), doubles (28) and RBI (72)...paced all Eastern League outfielders with 16 assists...in June, was named both the organization's and *Topps* Eastern League Player of Month after hitting .336 with eight home runs, 30 RBI and 10 stolen bases...following the season, played for Mesa in the Arizona Fall League...hit .237 with five home runs and 18 RBI.

2001—Led High-A Lakeland in batting (.276), runs (84), hits (133), doubles (34), homers (15) and RBI (80)...topped all Florida State League outfielders with 23 assists...also ranked among FSL offensive leaders in doubles (3rd), extra-base hits (3rd, 54) and total bases (4th, 222)...earned FSL Player of the Week honors for the week of June 18-24 (.516, 2 HR, 5 RBI, 4 SB) and Aug. 13-19 (4 HR, 7 RBI).

2000—In his second professional campaign, led Single-A West Michigan in RBI (68).

1999—Spent his first professional season with the Rookie-level Tigers in the Gulf Coast League

PERSONAL/MISCELLANEOUS

Cody Joseph Ross was originally signed by Tigers scout Jim Olander...is married to Summer...has 3 children: Hudson, Haven and Harley...is a 1999 graduate of Carlsbad (NM) High School...was a *Baseball America* High School All-American selection as a senior after hitting .525 with 12 home runs, 45 RBI and 15 stolen bases...threw a perfect game during his prep career.

LIFETIME PLAYING RECORD

Year	Club	AVG.	G	AB	R	H	2B	3B	HR	RBI	SH	SF	HP	BB	SO	SB	CS	SLG	OBP	E
1999	GCL Tigers	.218	42	142	19	31	8	3	4	18	2	1	2	16	28	3	1	.401	.304	2
2000	West Michigan	.267	122	434	71	116	17	9	7	68	2	7	9	55	83	11	3	.396	.356	6
2001	Lakeland	.276	127	482	84	133	34	5	15	80	6	9	5	44	96	28	5	.461	.337	4
2002	Erie	.280	105	400	73	112	28	3	19	72	2	5	3	44	86	16	2	.508	.352	6
2003	Toledo	.287	124	470	74	135	35	6	20	61	4	9	5	32	86	15	6	.515	.333	6
	DETROIT	.211	6	19	1	4	1	0	1	5	1	0	1	1	3	0	0	.421	.286	2
2004	Las Vegas	.273	60	238	44	65	17	2	14	49	0	1	2	18	43	2	0	.538	.328	3
2005	Las Vegas	.267	115	393	79	105	21	4	22	63	0	4	2	49	103	4	2	.509	.348	1
	LOS ANGELES (NL)	.160	14	25	1	4	1	0	0	1	0	0	0	1	10	0	0	.200	.192	1
2006	LOS ANGELES (NL)	.500	8	14	4	7	1	1	2	9	0	0	0	0	2	1	0	1.143	.500	0
	CINCINNATI	.200	2	5	0	1	0	0	0	0	0	0	0	2	0	0	0	.200	.200	0
	Louisville	.340	15	50	11	17	1	0	3	6	0	0	1	13	12	0	2	.540	.484	1
	FLORIDA	.212	91	250	30	53	11	1	11	37	1	2	4	22	61	0	1	.396	.284	2
2007	FLORIDA	.335	66	173	35	58	19	0	12	39	0	1	3	20	38	2	0	.653	.411	3
	Jupiter	.261	7	23	2	6	1	0	2	3	0	0	0	1	6	0	0	.565	.292	0
2008	FLORIDA	.260	145	461	59	120	29	5	22	73	0	5	7	33	116	6	1	.488	.316	1
2009	FLORIDA	.270	151	559	73	151	37	1	24	90	0	2	9	34	122	5	2	.469	.321	3
2010	FLORIDA	.265	120	452	60	120	24	3	11	58	0	1	4	30	100	9	1	.405	.316	4
	SAN FRANCISCO	.288	33	73	11	21	4	0	3	7	0	1	1	7	21	0	1	.466	.354	0
2011	SAN FRANCISCO	.240	121	405	54	97	25	0	14	52	0	3	4	49	96	5	2	.405	.325	1
	Fresno	.500	2	6	1	3	1	0	0	2	0	0	0	2	1	0	0	.667	.625	0
2012	BOSTON	.267	130	476	70	127	34	1	22	81	1	6	3	42	129	2	3	.481	.326	1
	Pawtucket	.143	2	7	1	1	0	0	0	0	0	0	1	1	0	0	0	.143	.333	1
2013	Visalia	.125	6	16	2	2	0	0	0	2	0	1	1	1	4	0	0	.125	.211	0
	Reno	.667	1	3	1	2	1	0	0	2	0	0	0	1	0	0	0	1.000	.750	0
	ARIZONA	.278	94	317	33	88	17	1	8	38	1	5	3	25	50	3	2	.413	.331	0
2014	Reno	.290	9	31	2	9	1	0	0	7	0	0	0	1	5	0	0	.323	.313	0
	ARIZONA	.252	83	202	15	51	8	0	2	15	0	1	1	15	44	0	0	.322	.306	2
	AL Totals	.265	136	495	71	131	35	1	23	86	2	6	4	43	132	2	3	.479	.325	3
	NL Totals	.263	928	2936	375	771	176	12	109	419	2	21	36	236	662	31	10	.442	.323	17
	ML Totals	.263	1064	3431	446	902	211	13	132	505	4	27	40	279	794	33	13	.447	.323	20

CAREER TRANSACTIONS

1999 — Selected by the Detroit Tigers in the 4th round of the June draft. **2004** — Traded to the Los Angeles Dodgers for pitcher Steve Colver, April 1. **2006** — Traded to the Cincinnati Reds for a player to be named later (pitcher Ben Kozlowski on June 1), April 24. On the disabled list, April 29 to May 22; included rehabilitation assignment to Louisville, May 5 to 22. Traded to the Florida Marlins for cash considerations, May 26. **2007** — On the disabled list, May 6 to July 18; included rehabilitation assignment to Jupiter, July 11 to 18. **2010** — Claimed off waivers by San Francisco, August 22. **2011** — On the disabled list, March 24 to April 19; included rehabilitation assignment to Fresno, April 17 to 19. Elected free agency, October 30. **2012** — Signed by the Boston Red Sox, January 27. On the disabled list, May 19 to June 18; included rehabilitation assignment to Pawtucket, June 16 to 18. Elected free agency, October 29; signed by the Arizona Diamondbacks, December 28. **2013** — On the disabled list, March 22 to April 12; included rehabilitation assignment to Visalia, April 4 to 11, and Reno, April 12. On the disabled list, August 12 to October 31. **2014** — On the disabled list, March 19 to April 17; included rehabilitation assignment to Reno, April 3 to 17. On the disabled list, July 22 to August 31. **2015** — Released, April 4; signed by the Oakland Athletics, April 8.

DIVISION SERIES RECORD

Year	Club/Opp.	AVG.	G	AB	R	H	2B	3B	HR	RBI	SH	SF	HP	BB	SO	SB	CS	SLG	OBP	E
2010	SF vs. ATL	.286	4	14	2	4	1	0	1	3	0	0	0	1	2	0	0	.571	.333	0

LEAGUE CHAMPIONSHIP SERIES RECORD

Year	Club/Opp.	AVG.	G	AB	R	H	2B	3B	HR	RBI	SH	SF	HP	BB	SO	SB	CS	SLG	OBP	E
2010	SF vs. PHI	.350	6	20	4	7	3	0	3	5	0	0	1	2	5	0	0	.950	.435	0

WORLD SERIES RECORD

Year	Club/Opp.	AVG.	G	AB	R	H	2B	3B	HR	RBI	SH	SF	HP	BB	SO	SB	CS	SLG	OBP	E
2010	SF vs. TEX	.235	5	17	5	4	1	0	1	2	0	0	0	4	4	0	0	.471	.381	0

VS. THE AMERICAN LEAGUE

2014		CAREER								
AVG.	AB	H	HR	RBI	vs. TEAM	AVG.	AB	H	HR	RBI
—	0	0	0	0	Baltimore	.281	89	25	2	14
—	0	0	0	0	Boston	.241	29	7	1	3
.455	11	5	0	0	Chicago	.396	53	21	5	16
.000	2	0	0	0	Cleveland	.237	38	9	3	9
1.000	1	1	0	0	Detroit	.333	30	10	0	3
.333	6	2	0	0	Houston	.257	105	27	1	15
—	0	0	0	0	Kansas City	.257	35	9	0	6
—	0	0	0	0	Los Angeles	.207	29	6	1	2
.333	3	1	0	0	Minnesota	.268	41	11	2	8
—	0	0	0	0	New York	.227	97	22	4	9
—	0	0	0	0	Oakland	.231	65	15	2	4
—	0	0	0	0	Seattle	.279	43	12	2	7
—	0	0	0	0	Tampa Bay	.245	139	34	4	29
—	0	0	0	0	Texas	.268	56	15	2	5
—	0	0	0	0	Toronto	.301	73	22	3	8

VS. THE NATIONAL LEAGUE

2014		CAREER								
AVG.	AB	H	HR	RBI	vs. TEAM	AVG.	AB	H	HR	RBI
—	0	0	0	0	Arizona	.288	146	42	7	30
.200	5	1	0	0	Atlanta	.276	250	69	11	43
.133	15	2	0	1	Chicago	.220	127	28	6	16
.143	7	1	0	0	Cincinnati	.233	133	31	4	19
.227	22	5	0	3	Colorado	.278	205	57	8	41
.300	30	9	1	3	Los Angeles	.282	181	51	6	27
.300	5	1	0	0	Miami	.245	53	13	3	11
.233	12	4	0	0	Milwaukee	.245	106	26	3	13
.125	8	1	0	2	New York	.261	284	74	11	45
.250	8	2	0	3	Philadelphia	.244	262	64	14	30
.600	5	3	0	1	Pittsburgh	.276	87	24	3	15
.250	32	8	0	0	San Diego	.272	195	53	6	21
.211	19	4	1	2	San Francisco	.253	146	37	4	14
.200	5	1	0	0	St. Louis	.304	92	28	3	12
.000	6	0	0	0	Washington	.248	242	60	11	30

MONTHLY BREAKDOWN

2014		CAREER								
AVG.	AB	H	HR	RBI	by MONTH	AVG.	AB	H	HR	RBI
—	0	0	0	0	March	.000	4	0	0	0
.103	39	4	0	4	April	.237	482	114	14	80
.234	64	15	1	3	May	.280	539	151	29	83
.306	36	11	0	1	June	.273	619	169	20	82
.381	21	8	1	3	July	.242	608	147	22	84
—	0	0	0	0	August	.265	593	157	19	84
.310	42	13	0	4	September	.279	567	158	28	90
—	0	0	0	0	October	.316	19	6	0	2

BATTING BREAKDOWN

2014		CAREER								
AVG.	AB	H	HR	RBI	by CATEGORY	AVG.	AB	H	HR	RBI
.259	85	22	1	4	Home	.273	1653	451	64	245
.248	117	29	1	11	Away	.254	1778	451	68	260
.246	69	17	2	7	Day	.278	999	278	42	170
.256	133	34	0	8	Night	.257	2432	624	90	335
.229	157	36	2	11	Pre-ASG	.265	1906	506	70	283
.333	45	15	0	4	Post-ASG	.260	1525	396	62	222
.254	71	18	1	6	vs. LHP	.294	997	293	63	192
.252	131	33	1	9	vs. RHP	.250	2434	609	69	313
.152	46	7	0	10	RISP	.272	858	233	40	364
.000	1	0	0	1	Bases Loaded	.313	99	31	5	81
.357	28	10	0	2	Pinch Hitter	.299	97	29	5	16
—	0	0	0	0	Designated Hitter	.241	54	13	0	4

BALLPARK BREAKDOWN

	AVG.	AB	H	HR	RBI
Angel Stadium	.118	17	2	0	0
AT&T Park	.266	320	85	9	40
Bithorn Stadium	.500	12	6	1	2
Busch Stadium	.270	74	20	2	11
Camden Yards	.255	47	12	1	6
Chase Field	.240	279	67	6	29
Citi Field	.234	94	22	4	17
Citizens Bank Park	.271	118	32	8	16
Comerica Park	.250	40	10	1	7
Coors Field	.286	112	32	5	28
Dodger Stadium	.311	119	37	2	14
Fenway Park	.300	270	81	14	52
Globe Life Park	.158	19	3	0	0
Great American	.146	41	6	2	4
Kauffman Stadium	.154	13	2	0	1
Marlins Park	.300	10	3	0	2
Miller Park	.133	30	4	1	3
Minute Maid Park	.220	50	11	0	4
Nationals Park	.255	102	26	5	14
O.co Coliseum	.214	42	9	2	3
Original Yankee Stadium	.125	8	1	0	0
PETCO Park	.196	97	19	3	10
PNC Park	.268	56	15	2	11
Progressive Field	.214	14	3	1	3
RFK Stadium	.217	23	5	1	2
Rogers Centre	.353	34	12	3	7
Safeco Field	.278	36	10	2	7
Shea Stadium	.234	64	15	3	10
Sun Life Stadium	.274	922	253	39	145
Target Field	.286	14	4	2	5
Tropicana Field	.232	69	16	1	13
Turner Field	.292	120	35	6	20
U.S. Cellular Field	.406	32	13	2	6
Wrigley Field	.218	87	19	4	9
Yankee Stadium	.261	46	12	0	4

FIELDING STATISTICS

Pitcher		YEAR	PCT.	G	PO	A	E	TC	DP
2009	—	1	0	0	0	0	0	0	0
Totals	—	1	0	0	0	0	0	0	0

Outfield		YEAR	PCT.	G	PO	A	E	TC	DP
2003	.882	6	15	0	2	17	0		
2005	.933	9	12	2	1	15	1		
2006	.985	83	130	3	2	135	0		
2007	.974	61	109	5	3	117	4		
2008	.997	133	301	8	1	310	2		
2009	.991	151	337	6	3	346	3		
2010	.987	151	301	8	4	313	2		
2011	.995	115	183	8	1	192	1		
2012	.995	116	198	9	1	208	2		
2013	.933	83	164	5	0	169	1		
2014	.971	56	61	5	2	68	1		
Totals	.989	964	1811	59	20	1890	17		

ROSS' CAREER BESTS

Hits: 5, July 6, 2013 vs. Colorado; 4 (seven times), last: Aug. 2, 2013 at Boston

Home Runs: 3, Sept. 11, 2006 vs. New York (NL); 2 (nine times), last: July 18, 2012 vs. Chicago (AL)

Runs Batted In: 7, Sept. 11, 2006 vs. New York (NL); 7, April 13, 2006 at Pittsburgh; 6, July 18, 2012 vs. Chicago (AL); 5 (six times), last: June 24, 2012 vs. Atlanta

Stolen Bases: 2, June 19, 2010 vs. Tampa Bay; May 10, 2010 at Chicago (NL)

Hitting Streak: 17, June 27 to July 13, 2008

Hitless Streak (At Bats): 19 (twice), last: August 11, 2013 to April 23, 2014

Game Ending RBI: 6, April 27, 2013 vs. Colorado (sacrifice fly); July 19, 2012 vs. Chicago-AL (home run); May 10, 2011 vs. Arizona (single); August 2, 2009 vs. Chicago-NL (home run); June 7, 2008 vs. Cincinnati (home run); September 9, 2006 vs. Philadelphia (single)

Grand Slams: 5, June 12, 2009 at Toronto (Brandon League); June 2, 2009 vs. Milwaukee (Manny Parra); May 17, 2009 vs. Los Angeles-NL (Guillermo Mota); April 13, 2006 at Pittsburgh (Oliver Perez); September 2, 2003 vs. Cleveland (Cliff Lee).

Pinch-Hit Home Runs: 5, June 19, 2013 vs. Miami (Mike Dunn); September 8, 2008 at Philadelphia (J.C. Romero); May 13, 2008 at Cincinnati (David Weathers); August 23, 2007 at St. Louis (Brad Thompson); April 20, 2007 vs. Washington (Chad Cordero).

Inside-The-Park Home Runs: None.

Lead Off Home Runs: 3, September 4, 2011 vs. Arizona (Daniel Hudson); August 1, 2011 vs. Arizona (Ian Kennedy); May 10, 2008 at Washington (Mike O'Connor).

**RIGHT-HANDED PITCHER****Height/Weight:** 6-3 / 190**Bats/Throws:** Right / Right**Birthdate:** July 19, 1985**Opening Day Age:** 29**Birthplace/Resides:** New Milford, Connecticut / Washington Depot, Connecticut**Major League Service:** 1 year, 142 days**Obtained:** Claimed off waivers from San Diego, October 25, 2011**Contract Status:** First year of a one-year contract through 2015**CAREER HIGHLIGHTS**

Was claimed by the A's off waivers from San Diego following the 2011 season and has a 3.54 ERA in 61 games with Oakland over the last three years...made his Major League debut with the Padres in 2011, posting a 7.07 ERA in 10 relief appearances over two stints...is 29-20 with 84 saves and a 2.81 ERA (127 er in 407.0 ip) in 311 relief appearances in eight minor league seasons...has 507 career strikeouts and just 102 walks for a strikeout-to-walk ratio of 4.97...averages 11.21 strikeouts per nine innings...was named to the Texas League Midseason All-Star Team in 2009 and 2010...pitched for Peoria in the Arizona Fall League in 2009.

2014 HIGHLIGHTS

Spent most of the season with Triple-A Sacramento where he was 4-1 with 16 saves and a 3.06 ERA in 40 relief appearances...also went 1-0 with a 4.63 ERA in 13 games over four stints with Oakland...now has nine stints with the A's over the last two years...did not walk a batter in 11.2 innings with Oakland and struck out 11...however, allowed four home runs after yielding six in 76.0 innings over his first three seasons...his .255 opponents on-base percentage was a career low but his .522 slugging percentage was a career high...allowed a .239 opponents batting average, including .158 (3-for-19) against left-handed hitters compared to .296 (8-for-27) with all four of his home runs against right-handers...righties had a .778 slugging percentage compared to .158 by lefties...has yielded eight of his 10 career home runs to righties...three of the four home runs he allowed were solo shots...stranded both of his inherited runners...first batters faced were 2-for-13 (.154)...compiled a 2.25 ERA in four day games, a 5.87 ERA in nine night games...now has a 2.04 ERA (8 er in 35.1 ip) in 27 career games during the day compared to a 5.50 ERA (32 er in 52.1 ip) in 44 contests at night...tossed exactly 1.0 inning in 11 of his 13 appearances and retired just one batter in his other two outings...was on the A's Opening Day roster and did not allow a run in two appearances (1.1 ip) before he was optioned to Sacramento April 7 when Cook was reinstated from the disabled list...recalled June 17 but did not pitch before he was sent back to Sacramento June 20...returned for his third stint July 24 and did not allow a run in three of his four outings (2.25 ERA) before he was designated for assignment Aug. 1 and optioned to Sacramento Aug. 2...promoted for a final time Aug. 28 and spent the remainder of the season with the A's...allowed at least one run in three of his seven appearances during his last stint for a 7.11 ERA.

SACRAMENTO: Converted 16-of-20 (80.0%) save opportunities with the River Cats and tied for fifth in the Pacific Coast League in saves...however, was second on his team to Jeremy McBryde (17)...struck out 72 batters in 47.0 innings, an average of 13.79 per nine innings...walked just nine (1.72 per nine innings) for a strikeout-to-walk ratio of 8.00...allowed a .223 opponents batting average, including .218 (22-for-101) against right-handed hitters compared to .230 (17-for-74) against left-handers...surrendered three of his four home runs to righties...held opponents to a .190 batting average and .261 on-base percentage when leading off an inning...however, they hit .296 with runners in scoring position and two outs...compiled a 2.01 ERA and .191 opponents batting average in 25 games at home compared to a 5.17 ERA and .283 opponents average in 15 appearances on the road...did not allow a home run in 31.1 innings at home, compared to four in 15.2 innings on the road...was charged with three of his four blown saves on the road...inherited just two runners and allowed one to score...tossed at least one inning in 38 of his 40 appearances, including a season-high 2.0 innings seven times...did not walk a batter 33 times...did not allow a run in six April outings following his option from Oakland April 7 and converted each of his four save opportunities (7.0 ip, 3 h, 2 bb, 10 so)...including April 15 against Fresno when he had a season-high four strikeouts in a season-high 2.0 innings pitched...then allowed

six runs over his first two games in May, including May 5 at El Paso when he yielded a season-high four runs in 0.2 innings for his first blown save and loss...walked a season-high two batters May 22 against El Paso...it was one of two times he walked more than one batter (Aug. 8 at Reno, also two)...finished May with a 7.82 ERA in 11 appearances...was 2-1 with nine saves and a 4.32 ERA 21 appearances when he was promoted to Oakland June 17...was optioned back to Sacramento June 20 and logged a 1.42 ERA in 10 appearances during his second stint with the River Cats...did not allow a run over his first eight games following his return, giving him a 10-game, 13.0-inning scoreless streak from June 10 to July 11...struck out a season-high four batters June 26 against Las Vegas and July 2 against Fresno...that was part of a 25-game streak from May 19 to Aug. 18 where he struck out one or more in each appearance...fanned 55 batters in 30.1 innings over that stretch (16.32 per nine innings)...recalled by Oakland a second time July 24 and returned to Sacramento in August...compiled a 1.93 ERA and .129 opponents batting average over his final nine appearances before joining the A's a final time Aug. 28.

CAREER

2013—Spent most of the season with Triple-A Sacramento but appeared in 18 games over five stints with the A's...had no decisions, a 4.39 ERA and .243 opponents batting average...allowed a .220 opponents average against left-handed hitters compared to .263 with all three of his home runs against right-handers...first batters faced were 5-for-18 (.278) with no walks...allowed 3-of-9 (33.3%) inherited runners to score...had a 3.65 ERA in nine games in Oakland, 5.02 in nine games on the road...tossed at least one inning in 17 of his 18 outings, including two or more six times...was on the A's Opening Day roster and allowed a run in each of his first two appearances for a 5.40 ERA...then did not allow a run in his next five outings for a 7.1-inning scoreless streak from April 7 to 19...the streak ended April 19 at Tampa Bay when allowed four runs on four hits in 3.0 innings...all three figures matched his career high...had a 4.26 ERA and .224 opponents batting average in eight games when he was optioned to Sacramento April 20...returned April 30 and allowed five runs on eight hits in 6.0 innings over four games during his second stint (7.50 ERA)...matched his career high by tossing 3.0 innings May 9 at Cleveland...also allowed three runs in the game and was optioned to Sacramento the next day...returned Aug. 3 and appeared in just one game Aug. 4 against Texas (1.0 ip, 1 h, 1 so) before he was sent back to Sacramento Aug. 9...did not pitch during his fourth stint from Aug. 26 to 28...was recalled Sept. 3 when the Triple-A season ended and logged a 2.57 ERA in five appearances in September...allowed two runs in 1.0 inning in his final outing of the season Sept. 22 against Minnesota to snap a 9.0-inning scoreless streak dating back to May 9...was 3-1 with a save, a 2.22 ERA and .192 opponents batting average in 31 relief appearances with Sacramento...yielded just two home runs in 44.2 innings...walked just nine batters while striking out 58 for a strikeout-to-walk ratio of 6.44...averaged 1.81 walks per nine innings and 11.69 strikeouts...allowed just 3-of-20 (15.0%) inherited runners to score...his opponents batting average included a .164 mark against left-handed hitters compared to .213 against right-handers...opponents were 2-for-21 (.095) with runners in scoring position and two outs...compiled a 1.48 ERA in 21 games before the All-Star Break, 3.77 in 10 games after the break...did not allow a run in the ninth inning (9.2 ip)...allowed 10 of his 12 runs in the eighth inning for a 4.26 ERA...posted a 1.18 ERA in 24 night games...allowed six of his 12 runs during the day (8.10 ERA)...converted 1-of-2 (50.0%) save opportunities...tossed at least one inning in 30 of his 31 outings, including two or more nine times...joined the River Cats following his April 20 option from Oakland and allowed a home run in his first outing April 23 against Reno...would not surrendered another long ball until Aug. 21, a span of 27 games and 40.2 innings...had an 8.10 ERA in two appearances when he was sent back to Oakland April 30...optioned back to Sacramento May 10...was credited with his lone save of the season May 18 against Oklahoma City when he tossed 1.1 scoreless innings...did not allow a run in 15 of 16 appearances from May 25 to July 14 (1 er in 22.2 ip, 0.40 ERA)...including an 11.1-inning scoreless streak from May 25 to June 18...had a 1.48 ERA when he allowed three runs in back-to-back outings July 18 and 21 at Salt Lake...had a 2.48 ERA in 25 games overall when he joined the A's for a third time Aug. 4...was optioned back to Sacramento Aug. 9 and allowed one run in four games (6.1 ip) before he was sent back to Oakland Aug. 26...optioned back to Sacramento Aug. 29 and finished the season with two scoreless outings (2.0 ip).

2012—Split his season between Oakland and Sacramento...was 2-0 with a save and a 2.55 ERA in 30 relief appearances over three stints with the A's...posted a 3-0 record, eight saves and a 3.03 ERA in 26 games with the River Cats...allowed a .221 opponents batting average with the A's, including .183 against right-handed hitters compared to .278 against left-handers...allowed both of his home runs and issued eight of his 12 walks to lefties...had a .221 on-base percentage and .280 slugging percentage against righties compared to .371 and .463 against lefties...first batters faced were 4-for-28 (.143) with

two walks (.200 on-base percentage)...allowed 4-of-13 (30.8%) inherited runners to score...opponents hit .286 with runners in scoring position but were 2-for-16 (.125) with RISP and two outs...compiled a 0.53 ERA in 13 day games, a 4.42 ERA in 17 outings at night...did not allow an earned run in the seventh (5.1 ip) or eighth (10.0 ip) innings...was selected from Sacramento June 6...made his A's debut June 10 at Arizona, retiring all four batters that he faced (1.1 ip, 2 so)...tossed a career-high tying 3.0 scoreless innings in the A's 10-2 win against San Diego June 15 for his first Major League save...those were his only two appearances before he was optioned to Sacramento June 16...returned June 24 and compiled a 2.79 ERA in 10 appearances during his second stint...did not allow a run in his first eight appearances following his return (6.0 ip)...retired the final two batters in the eighth inning July 28 at Baltimore to extend his season-opening scoreless streak to a career-high 11.0 innings...then allowed a one-out home run to Markakis in the ninth to end the streak...matched his career-high with three strikeouts July 31 against Tampa Bay but that was his last appearance before he was optioned to Sacramento Aug. 3...did not appear in a game with the River Cats before he was recalled for a third and final stint Aug. 5...posted a 2.95 ERA over his final 18 appearances...tossed a scoreless ninth inning for his first ML win in the A's 3-2, 10-inning win at Texas Sept. 25...win number two came in the final game of the season, the A's American League West clinching 12-5 win over Texas...tossed a career-high tying 3.0 scoreless innings after relieving Griffin with two outs in the third inning...made one appearance in the ALDS against Detroit, tossing a perfect eighth and ninth inning in Game 5 in Oakland (3 so)...was a perfect 8-for-8 in save opportunities with Sacramento and led the River Cats in saves...struck out 38 batters in 35.2 innings (9.59 per nine innings)...allowed a .203 opponents batting average, which included a .147 mark against right-handed hitters compared to .283 against left-handers...opponents hit .138 when leading off an inning and .154 with runners in scoring position...posted a 0.90 ERA with seven of his eight saves in 16 games at home compared to a 5.74 ERA in 10 outings on the road...stranded all three of his inherited runners...had a 3.31 ERA in 23 appearances when he was called up by the A's the first time June 6...was optioned back to Sacramento June 16 and had two saves in three scoreless outings (3.0 ip) before returning to Oakland June 24.

2011—Made his Major League debut with San Diego, posting a 7.07 ERA in 10 relief appearances over two stints...opponents hit .300, including .226 by right-handed hitters and .379 by left-handers...allowed a .250 batting average with the bases empty, .357 with runners on...including .476 with runners in scoring position...first batters faced were 5-for-10 (.500) with two doubles and a triple and he allowed all three of his inherited runners to score...was recalled from Triple-A Tucson for the first time April 25 and made his Major League debut the next day at Atlanta, working 2.0 scoreless innings (2 h, 1 bb)...recorded his first ML strikeout the next day against the Braves (Brooks Conrad), striking out the side in the ninth inning despite allowing a run on two hits...had a 2.45 ERA and .233 opponents batting average in six relief appearances when he was optioned to Tucson May 19...returned June 9 and compiled a 24.00 ERA and .471 opponents average in four appearances...was optioned back to Tucson for good June 26...was 2-3 with a 4.71 ERA and .255 opponents batting average in 28 relief appearances with Tucson...converted 10-of-11 (90.9%) save opportunities...yielded a .179 batting average with runners in scoring position and opponents were 0 for 13 with RISP and two outs...had a 3.77 ERA and .184 opponents batting average in 15 outings on the road, compared to a 5.65 ERA and .316 average in 13 games at home...allowed 2-of-8 (25.0%) inherited runners to score...had a 5.63 ERA in six relief appearances when he was promoted to San Diego for the first time April 25...compiled a 3.86 ERA in nine games during his second stint from May 19 to June 8...returned to Tucson for the final time June 26, posting a 4.76 ERA over his final 13 appearances...was placed on the disabled list July 28 with a strained right shoulder...was recalled by San Diego Sept. 2 and placed on the 60-day DL.

2010—Spent his second consecutive complete season with Double-A San Antonio, making 57 relief appearances...tallied 16 saves in 17 opportunities (94.1%) while recording a 2.59 ERA...struck out 81 while walking just 15 for a strikeout to walk ratio of 5.40...averaged 11.05 strikeouts per nine innings...led the Texas League in appearances and ranked fourth in saves...ranked third among TL relievers in strikeouts per nine innings and fewest walks per nine innings (1.91) and was fifth in opponents batting (.213)...allowed a .194 average with runners in scoring position...stranded all nine of his inherited runners...posted a 0.73 ERA in nine relief appearances in June...appeared in the Texas League All-Star game, working 0.2 scoreless innings of relief.

2009—Saw his first Double-A action, spending the entire season with San Antonio...was 8-4 with 21 saves and a 3.07 ERA in 58 relief appearances...ranked second in the Texas League appearances and

was third in saves...was third among TL relievers in fewest walks per nine innings (2.18) and fourth in opponents batting (.224) and strikeouts per nine innings (9.85)...his opponents average included a .191 mark against right-handed hitters...named to the TL All-Star Game...had a loss and a save in two postseason appearances (3.0 ip, 3 h, 1 r, 1 er, 0 bb, 5 so, 3.00 ERA)...pitched for Peoria in the Arizona Fall League and was 0-1 with two saves and a 1.59 ERA in 12 relief appearances.

2008—Split his season between the Diamondbacks' Single-A affiliates in South Bend and Visalia and Single-A Lake Elsinore in the Padres organization...combined for a 4-5 record, 10 saves and a 2.00 ERA in 48 relief appearances...struck out 93 in 67.1 innings, an average of 12.43 per nine innings...walked just 13 for a strikeout to walk ratio of 7.15...allowed a .174 opponents batting average, which was fifth lowest among all Single-A pitchers...was ninth in strikeouts per nine innings...was traded to San Diego for infielder Tony Clark July 17...posted a 2.70 ERA in 20 relief appearances for Lake Elsinore.

2007—Split his first professional season between Rookie-level Missoula and Single-A South Bend...combined to go 1-1 with two saves and a 2.85 ERA in 23 relief appearances...struck out 61 and walked just 14...yielded two home runs in 47.1 innings.

PERSONAL/MISCELLANEOUS

Evan Lee Scribner...graduated from Shepaug Valley High School in Connecticut...attended Central Connecticut State University.

LIFETIME PITCHING RECORD

Year	Club	W	L	ERA	G	GS	CG	SHO	SV	IP	H	R	ER	HR	HB	BB	IBB	SO	WP	BK
2007	Missoula	0	1	2.92	18	0	0	0	2	37.0	35	13	12	1	3	9	0	48	3	0
	South Bend	1	0	2.61	5	0	0	0	0	10.1	7	3	3	1	0	5	0	13	0	0
2008	South Bend	2	3	1.57	23	0	0	0	8	34.1	23	7	6	0	3	8	2	52	1	0
	Visalia	0	1	1.86	5	0	0	0	1	9.2	5	2	2	1	0	2	0	10	1	0
	Lake Elsinore	2	1	2.70	20	0	0	0	1	23.1	14	7	7	3	2	3	0	31	0	0
2009	San Antonio	8	4	3.07	58	0	0	0	21	70.1	60	27	24	4	0	20	3	77	2	0
2010	San Antonio	4	5	2.59	57	0	0	0	16	66.0	51	22	19	6	5	15	1	81	1	0
2011	Tucson	2	3	4.71	28	0	0	0	10	28.2	27	15	15	2	0	12	1	27	1	0
	SAN DIEGO	0	0	7.07	10	0	0	0	0	14.0	18	11	11	1	0	4	0	10	0	0
2012	Sacramento	3	0	3.03	26	0	0	0	8	35.2	26	12	12	4	0	10	0	38	1	0
	OAKLAND	2	0	2.55	30	0	0	0	1	35.1	30	11	10	2	0	12	0	30	1	0
2013	OAKLAND	0	0	4.39	18	0	0	0	0	26.2	26	13	13	3	0	7	0	19	2	0
	Sacramento	3	1	2.22	31	0	0	0	1	44.2	32	12	11	2	0	9	0	58	1	0
2014	OAKLAND	1	0	4.63	13	0	0	0	0	11.2	11	6	6	4	1	0	0	11	0	0
	Sacramento	4	1	3.06	40	0	0	0	16	47.0	39	16	16	4	1	9	0	72	0	2
AL Totals		3	0	3.54	61	0	0	0	1	73.2	67	30	29	9	1	19	0	60	3	0
NL Totals		0	0	7.07	10	0	0	0	0	14.0	18	11	11	1	0	4	0	10	0	0
ML Totals		3	0	4.11	71	0	0	0	1	87.2	85	41	40	10	1	23	0	70	3	0

CAREER TRANSACTIONS

2007 — Selected by the Arizona Diamondbacks organization in the 28th round of the First-Year Player Draft. **2008** — Traded to the San Diego Padres for infielder Tony Clark, July 17. **2011** — On the disabled list, September 2 to November 1. Claimed off waivers by the Oakland Athletics, October 25.

DIVISION SERIES RECORD

Year	Club/Opp.	W	L	ERA	G	GS	CG	SHO	SV	IP	H	R	ER	HR	HB	BB	IBB	SO	WP	BK
2012	OAK vs. DET	0	0	0.00	1	0	0	0	0	2.0	0	0	0	0	0	0	0	3	0	0

OAKLAND A'S YOUNGEST ALL-STARS

20 years, 318 days	Claudell Washington, 1975
21 years, 196 days	Rickey Henderson, 1980
21 years, 350 days	Vida Blue, 1971
22 years, 13 days	Jose Canseco, 1986
22 years, 64 days	Ben Grieve, 1998
22 years, 134 days	Trevor Cahill, 2010
22 years, 232 days	Rick Monday, 1968

VS. THE AMERICAN LEAGUE

2014		CAREER												
ERA	W	L	S	G	IP	ER	vs. TEAM	ERA	W	L	S	G	IP	ER
—	0	0	0	0	0.0	0	Baltimore	5.40	0	0	0	2	1.2	1
—	0	0	0	0	0.0	0	Boston	36.00	0	0	0	2	1.0	4
0.00	0	0	0	1	1.0	0	Chicago	0.00	0	0	0	2	3.0	0
0.00	0	0	0	1	0.1	0	Cleveland	9.00	0	0	0	6	7.0	7
—	0	0	0	0	0.0	0	Detroit	5.06	0	0	0	4	5.1	3
0.00	1	0	0	3	3.0	0	Houston	1.50	1	0	0	5	6.0	1
—	0	0	0	0	0.0	0	Kansas City	0.00	0	0	0	1	1.0	0
15.00	0	0	0	3	3.0	5	Los Angeles	7.00	0	0	0	9	9.0	7
—	0	0	0	0	0.0	0	Minnesota	3.60	0	0	0	5	5.0	2
—	0	0	0	0	0.0	0	New York	0.00	0	0	0	3	3.1	0
—	0	0	0	0	0.0	0	Oakland	—	0	0	0	0	0.0	0
0.00	0	0	0	2	1.1	0	Seattle	1.50	0	0	0	6	6.0	1
—	0	0	0	0	0.0	0	Tampa Bay	10.80	0	0	0	2	5.0	6
4.50	0	0	0	2	2.0	1	Texas	0.77	2	0	0	9	11.2	1
—	0	0	0	0	0.0	0	Toronto	0.00	0	0	0	3	3.1	0

VS. THE NATIONAL LEAGUE

2014		CAREER												
ERA	W	L	S	G	IP	ER	vs. TEAM	ERA	W	L	S	G	IP	ER
—	0	0	0	0	0.0	0	Arizona	0.00	0	0	0	2	4.1	0
—	0	0	0	0	0.0	0	Atlanta	11.25	0	0	0	3	4.0	5
—	0	0	0	0	0.0	0	Colorado	6.00	0	0	0	3	3.0	2
—	0	0	0	0	0.0	0	Milwaukee	0.00	0	0	0	1	2.0	0
0.00	0	0	0	1	1.0	0	Philadelphia	0.00	0	0	0	1	1.0	0
—	0	0	0	0	0.0	0	Pittsburgh	0.00	0	0	0	1	2.0	0
—	0	0	0	0	0.0	0	San Diego	0.00	0	0	1	1	3.0	0

MONTHLY BREAKDOWN

2014		CAREER												
ERA	W	L	S	G	IP	ER	by MONTH	ERA	W	L	S	G	IP	ER
0.00	0	0	0	2	1.1	0	April	4.58	0	0	0	13	17.2	9
—	0	0	0	0	0.0	0	May	3.38	0	0	0	7	13.1	5
—	0	0	0	0	0.0	0	June	9.39	0	0	1	7	7.2	8
2.25	1	0	0	4	4.0	1	July	2.70	1	0	0	13	13.1	4
9.00	0	0	0	2	2.0	2	August	4.76	0	0	0	10	11.1	6
6.23	0	0	0	5	4.1	3	September	3.38	1	0	0	20	21.1	8
—	0	0	0	0	0.0	0	October	0.00	1	0	0	1	3.0	0

PITCHING BREAKDOWN

2014		CAREER												
ERA	W	L	S	G	IP	ER	by CATEGORY	ERA	W	L	S	G	IP	ER
5.06	0	0	0	6	5.1	3	Home	3.57	1	0	1	34	45.1	18
4.26	1	0	0	7	6.1	3	Away	4.68	2	0	0	37	42.1	22
2.25	0	0	0	4	4.0	1	Day	2.04	1	0	0	27	35.1	8
5.87	1	0	0	9	7.2	5	Night	5.50	2	0	1	44	52.1	32
0.00	0	0	0	2	1.1	0	Pre-ASG	4.99	0	0	1	28	39.2	22
5.23	1	0	0	11	10.1	6	Post-ASG	3.38	3	0	0	43	48.0	18
—	0	0	0	0	0.0	0	Starter	—	0	0	0	0	0.0	0
4.63	1	0	0	13	11.2	6	Reliever	4.11	3	0	1	71	87.2	40

BALLPARK BREAKDOWN

	ERA	W	L	S	G	IP	ER
Angel Stadium of Anaheim	4.50	0	0	0	4	4.0	2
Camden Yards	5.40	0	0	0	0	1	1.2
Chase Field	0.00	0	0	0	1	1.1	0
Comerica Park	13.50	0	0	0	2	2.0	3
Coors Field	6.00	0	0	0	3	3.0	2
Fenway Park	INF	0	0	0	1	0.0	4
Globe Life Park in Arlington	2.45	1	0	0	4	3.2	1
Kauffman Stadium	0.00	0	0	0	1	1.0	0
Minute Maid Park	1.80	1	0	0	4	5.0	1
O.co Coliseum	3.41	1	0	1	28	34.1	13
PETCO Park	4.09	0	0	0	6	11.0	5
Progressive Field	6.00	0	0	0	4	6.0	4
Rogers Centre	0.00	0	0	0	2	1.1	0
Safeco Field	0.00	0	0	0	2	1.1	0
Target Field	0.00	0	0	0	3	3.0	4
Tropicana Field	12.00	0	0	0	1	3.0	0
U.S. Cellular Field	0.00	0	0	0	2	3.0	0
Yankee Stadium	0.00	0	0	0	2	3.0	0

FIELDING STATISTICS

Pitcher								
Year	Pct.	G	PO	A	E	TC	DP	
2011	1.000	10	1	2	0	3	0	
2012	1.000	30	0	2	0	2	0	
2013	1.000	18	1	0	0	1	0	
2014	1.000	13	0	1	0	1	0	
Totals	1.000	71	2	5	0	7	0	

SCRIBNER'S CAREER BESTS

Low Hit Complete Game: None
Innings Pitched: 3.0 (five times), last: May 9, 2013 at Cleveland
Strikeouts: 3 (five times), last: September 26, 2012 at Texas
Pitches: 65, April 19, 2013 at Tampa Bay
Longest Winning Streak: 3, September 25, 2012 to present
Longest Losing Streak: None
Longest Scoreless Streak: 11.0, June 10 to July 28, 2012

**INFIELDER****Height/Weight:** 6-1 / 195**Bats/Throws:** Right / Right**Birthdate:** September 17, 1990**Opening Day Age:** 24**Birthplace/Resides:** San Francisco, California / El Cerrito, California**Major League Service:** 118 days**Obtained:** Acquired from the Chicago White Sox with Chris Bassitt, Josh Phegley and Rangel Ravelo for Jeff Samardzija and Michael Ynoa, December 9, 2014**Contract Status:** First year of a one-year contract through 2015**CAREER HIGHLIGHTS**

The East Bay native made his Major League debut with the White Sox in 2013 and is a .240 career hitter with eight home runs and 35 RBI in 85 games in two seasons with Chicago...was originally selected by the White Sox in the sixth round of the 2011 draft out of Cal and is a .272 (400-for-1468) hitter with 51 home runs and 203 RBI in 387 games in four seasons in the minors...also has 228 walks for a .374 on-base percentage...was named to *Baseball America's* Minor League All-Star Team in 2013...was also named Southern League Most Valuable Player after leading the league in on-base percentage (.420) and runs scored (90) at Birmingham...played for Glendale in the Arizona Fall League in 2013...was ranked as the No. 5 Prospect in the White Sox system by *Baseball America* prior to the 2014 season and was No. 14 prior to 2013.

2014 HIGHLIGHTS

Made his first Opening Day roster with the White Sox and batted .234 with six home runs and 28 RBI in 64 games over two stints with Chicago...had a .218 batting average, three home runs and 18 RBI in 43 games when he was optioned to Triple-A Charlotte June 1...hit .267 with 15 home runs and 52 RBI in 83 games with the Knights before returning to Chicago Sept. 2...batted .273 with three home runs and 10 RBI in 21 games September games with the Sox...struck out 70 times in 255 plate appearances overall, an average of 3.64 plate appearances per strikeout...hit .271 (23-for-85) with three home runs against left-handed pitching compared to .212 (31-for-146) with three home runs against right-handers...batted .304 with three of his six home runs with runners on base, .187 with the bases empty...had a .333 batting average with runners in scoring position and is a .329 (23-for-70) career hitter with RISP...went 2-for-5 (.400) with a triple, home run, two walks and nine RBI with the bases loaded...slammed four of his six home runs at home and six of his eight career home runs have come at U.S. Cellular Field...four were go-ahead shots in the sixth inning or later, which tied for the second most in the American League and tied for sixth most in the majors...hit .281 with five home runs and 16 RBI in 23 day games, .204 with one home run and 12 RBI in 41 contests at night...had a .323 batting average in 10 interleague games...was 7-for-13 (.538) when putting the first pitch in play and is 10-for-16 (.625) in his career...batted .180 when leading off an inning...started 31 games at third base, 25 at second base and one at shortstop...committed 10 errors as a third baseman for a .896 fielding percentage, and four at shortstop for a .970 fielding percentage...did not make an error in three games overall at shortstop...went 3-for-3 with a double, walk and two RBI in four pinch hitting appearances...started games at every spot in the order except third, fourth and fifth and saw his most playing time with 27 starts batting second...hit .368 with eight RBI in four games batting leadoff.

CHICAGO: Was the White Sox Opening Day starter at second base March 31 against Minnesota and went 0-for-4...went 0-for-6 the next game but then connected on the go-ahead home run in the eighth inning against the Twins April 3 for his first hit of the season...it snapped a career-high 0-for-17 streak dating back to 2013...it also started a career-high seven-game hitting streak from April 3 to 9 (10-for-31, .323)...had a career-high four hits April 8 at Colorado...joined Avisail Garcia (also four hits) as the first Sox teammates, 23 or younger, to collect four hits in the same game since Harold Baines and Harry Chappas on April 20, 1980 at Baltimore (Source: Stats, Inc.)...hit a go-ahead home run in the eighth inning April 13 vs. Cleveland, his second such homer of 2014...the last White Sox to hit two go-ahead homers in the eighth inning or later over the first 13 games of a season was Dick Allen in 1972 (source: Elias)...started in the leadoff spot April 20 at Texas and had his second career four-hit game while driving in a career-high four runs...matched his career high for RBI three games later at Detroit April

23 when he hit his first career grand slam, a game-winning shot in the seventh inning off Ian Krol in the Sox 6-4 win...hit the game-winning, RBI double in the 12th inning May 5 at Chicago (NL)...was optioned to Charlotte June 1 when Jose Abreu was reinstated from the disabled list but returned Sept. 2 when the Knights season concluded...hit the game-winning, solo home run in the sixth inning Sept. 11 against Oakland...became the first White Sox number nine hitter to homer in a 1-0 win since Early Wynn on May 1, 1959 against Boston...had the game-tying RBI single in the ninth inning off David Price Sept. 23 at Detroit.

CHARLOTTE: Had a .502 slugging percentage with Charlotte, which was his best as a minor leaguer...joined the Knights June 2 and from that point through the end of the season, he led the International League in walks (53)...also ranked second in extra base hits (38) and tied for second in runs (152)...batted .321 (25-for-78) against left-handed pitching compared to .249 (56-for-225) against right-handers...hit 10 of his 15 home runs at home...10 were solo shots and seven came in the first inning...his average improved each month as he hit .188 in June, .286 in July and .326 in August...added 23 walks in 28 games in August for a .463 on-base percentage...appeared in 42 games at shortstop, 17 at third base, 11 in left field, eight at second base and seven at designated hitter...committed six errors, including five as a shortstop (.973 fielding percentage) and one as a third baseman (.981)...batted .327 as a shortstop, .212 at all other positions...saw his most action with 45 games from the three spot in the order...batted .183 over his first 30 games through July 4...then went 21-for-57 (.368) over a 14-game stretch from July 5 to 21 to boost his average to .247...homed in three consecutive games around the All-Star Break from July 12 to 17...reached base safely in 24 consecutive games from Aug. 5 to 30...hit .370 with a .500 on-base percentage over that stretch...had a season-best eight-game hitting streak from Aug. 18 to 25...went 15-for-30 (.500) with three home runs and seven RBI during the streak...homed in three straight games a second time, Aug. 22-24 against Norfolk.

CAREER

2013—Began the season by making his Double-A debut at Birmingham but finished it by making his Major League debut with Chicago in September...was selected from Triple-A Charlotte Sept. 3 and hit .261 with two home runs and seven RBI in 21 games with the White Sox...batted .298 with both of his home runs at home, .182 on the road...hit .364 when leading off an inning and .313 with runners in scoring position...started 13 games at third base, three at shortstop and one at second base...batted .346 over his first eight games, .209 over his final 13 contests...started at third base in his ML debut Sept. 4 at New York (AL) and went 2-for-4 with a RBI...singled off CC Sabathia in the top of the second for his first ML hit...connected for his first home run Sept. 23 against Toronto, a two-run shot off J.A. Happ...was named to *Baseball America's* Minor League All-Star Team after combing to hit .283 with 19 home runs, 66 RBI and 110 runs scored in 137 games with Birmingham and Charlotte...added 98 walks for a .401 on-base percentage...led the minors in runs scored ranked sixth in walks...tied for second among White Sox farmhands in home runs...hit .290 with 15 home runs and 49 RBI in 105 games with Birmingham and was named Southern League Most Valuable Player after leading the league in on-base percentage (.420) and runs scored (90)...also ranked second in slugging (.483), tied for second in walks (84) and third in batting (.290)...was also named the Best Utility Player in the SL and was selected to the Midseason and Postseason All-Star team...hit .320 with 10 of his 15 home runs at home while at Birmingham...combined with both clubs to bat .354 against left-handed pitching compared to .260 against right-handers...hit .264 with seven home runs and 29 RBI in 79 games over the first three months of the season...then batted .310 with 12 home runs and 37 RBI in 58 games from July 1 until his September promotion to Chicago...had a .317 batting average and .441 on-base percentage when leading off an inning...appeared in 73 games at shortstop, 41 at second base and 23 at third base...committed 19 errors as a shortstop (.938 fielding percentage), eight as a second baseman (.956) and one as a third baseman (.986)...hit first 93 times and second in 44 contests...had a 10-game hitting streak from April 7 to 13 (15-for-38, .395)...reached base safely in 26 consecutive games from June 29 to July 28, which was the third longest streak in the SL...hit .372 with a .516 on-base percentage during the streak...was named SL Batter-of-the-Week for the period of July 22 to 28...went 14-for-24 (.583) with 12 runs scored, three doubles, one triple, three home runs, 11 RBI and 12 walks (.722 on-base percentage) in seven games...had his lone two-homer game of the season July 22 against Chattanooga and had four-hit games on July 24 and 26 against Mobile...homed and walked a season-high four times against Mobile on the 27th...stolen a season-high two bases July 28 at Tennessee...hit .372 with eight home runs and 20 RBI in 26 games in July...added 29 walks for a .524 on-base percentage...slugged .745 and had a 1.269 OPS...was promoted to Charlotte Aug. 1 and hit .264 with four home runs and 17 RBI in 32 games with the

Knights...played for Glendale in the Arizona Fall League following the season and batted .156 with two home runs and eight RBI in 21 games...played for the West in the AFL Fall Stars Game...was rated as the Best Defensive Second Baseman and possessing the Best Strike-Zone Judgement in the Southern League by *Baseball America*...also ranked as the No. 5 Prospect in the White Sox system and as possessing the Best Strike-Zone Discipline by the magazine.

2012—Spent his first full professional season at Single-A Winston-Salem where he batted .273 with 14 home runs and 59 RBI in 107 games...had his season interrupted by three stints on the disabled list...was out from May 23 to June 1 (strained back), June 14 to 20 (strained right hamstring) and July 28 to Aug. 3 (lacerated left knee)...despite the missed playing time, he tied for second in the Carolina League in extra base hits (50), ranked third in runs scored (80), fifth in slugging percentage (.471) and walks (55), tied for fifth in doubles (31), seventh in total bases (197) and tied for seventh in triples (5)...ranked third in the White Sox farm system in doubles, tied for fourth in extra base hits, fifth in runs, seventh in total bases and slugging percentage and tied for eighth in home runs...hit .316 with 10 home runs in 114 at bats against left-handed pitching compared to .257 with four home runs in 304 at bats against right-handers...slugged .667 against lefties, .398 against righties...batted .249 with five home runs and 25 RBI in 45 games before the All-Star Break, .290 with nine home runs and 34 RBI in 62 games after the break...appeared in 80 games at shortstop and 24 at second base...committed 19 errors as a shortstop (.943 fielding percentage) and five as a second baseman (.959)...batted leadoff 52 times...also hit .307 in 21 games batting second and .310 in 19 games hitting third...had an 18-game hitting streak from April 23 to May 12, which tied for second longest in the CL...went 26-for-76 (.342) with five home runs, 19 RBI and 16 runs scored during the streak...had a grand slam and a season-high four RBI April 25 against Potomac...hit safely in 15 of 16 games from June 11 to July 3 (21-for-63, .333)...reached base safely in 28 consecutive games from July 16 to Aug. 22, which tied for the third longest reaching base streak in the CL...hit .325 with a .421 on-base percentage during the streak...went 5-for-25 (.200) with two doubles, two home runs and four RBI in seven postseason games for the Dash...was rated as the White Sox No. 14 prospect by *Baseball America* following the season.

2011—Batted .253 with three home runs and 26 RBI in 60 games in his professional debut with Single-A Kannapolis of the South Atlantic League...hit .287 against right-handed pitching compared to .176 against left-handers...had a .202 average with the bases empty compared to .314 with runners on...appeared in 55 games at shortstop and four at second base...hit safely in each of his first six games as a professional (11-for-29, .379)...connected for his first home run July 5 at Greensboro.

PERSONAL/MISCELLANEOUS

Marcus Andrew Semien was originally signed by White Sox scout Adam Virchis...graduated from St. Mary's High School in Berkeley, Calif. in 2008...attended the University of California-Berkeley...earned Honorable Mention All-Pac-10 honors in 2010...helped lead Cal to the College World Series in 2011.

LIFETIME PLAYING RECORD

Year	Club	AVG.	G	AB	R	H	2B	3B	HR	RBI	SH	SF	HP	BB	SO	SB	CS	SLG	OBP	E
2011	Kannapolis	.253	60	229	35	58	15	2	3	26	6	3	2	22	53	3	4	.376	.320	16
2012	Winston-Salem	.273	107	418	80	114	31	5	14	59	6	3	5	55	97	11	5	.471	.362	24
2013	Birmingham	.290	105	393	90	114	21	5	15	49	2	0	4	84	66	20	5	.483	.420	20
	Charlotte	.264	32	125	20	33	11	1	4	17	0	2	1	14	24	4	0	.464	.338	8
2014	CHICAGO (AL)	.261	21	69	7	18	4	0	3	7	0	1	0	1	22	2	2	.406	.268	3
	Charlotte	.234	64	231	30	54	10	2	6	28	2	0	1	21	70	3	0	.372	.300	14
	Charlotte	.267	83	303	57	81	20	3	15	52	0	5	5	53	59	7	2	.502	.380	6
ML Totals		.240	85	300	37	72	14	2	9	35	2	1	1	22	92	5	2	.380	.293	17

CAREER TRANSACTIONS

2008 — Selected by the Chicago White Sox organization in the 34th round of the First-Year Player Draft; did not sign. **2011** — Selected by the Chicago White Sox organization in the 6th round of the First-Year Player Draft. **2014** — Traded to the Oakland Athletics with pitcher Chris Bassitt, catcher Josh Phegley and infielder Rangel Ravelo for pitchers Jeff Samardzija and Michael Ynoa, December 9.

VS. THE AMERICAN LEAGUE

2014		CAREER								
AVG.	AB	H	HR	RBI	vs. TEAM	AVG.	AB	H	HR	RBI
—	0	0	0	0	Baltimore	.000	3	0	0	0
.125	16	2	0	0	Boston	.125	16	2	0	0
—	0	0	0	0	Chicago	—	0	0	0	0
.172	29	5	1	2	Cleveland	.245	49	12	1	2
.229	35	8	1	5	Detroit	.204	49	10	1	7
.000	1	0	0	0	Houston	.000	1	0	0	0
.200	35	7	1	3	Kansas City	.200	50	10	2	4
—	0	0	0	0	Los Angeles	—	0	0	0	0
.233	30	7	1	3	Minnesota	.231	39	9	1	4
.500	4	2	0	0	New York	.500	8	4	0	1
.154	13	2	1	1	Oakland	.154	13	2	1	1
—	0	0	0	0	Seattle	—	0	0	0	0
.304	23	7	1	6	Tampa Bay	.304	23	7	1	6
.286	14	4	0	4	Texas	.286	14	4	0	4
—	0	0	0	0	Toronto	.500	4	2	1	2

VS. THE NATIONAL LEAGUE

2014		CAREER								
AVG.	AB	H	HR	RBI	vs. TEAM	AVG.	AB	H	HR	RBI
.333	3	1	0	0	Arizona	.333	3	1	0	0
.273	11	3	0	2	Chicago	.273	11	3	0	2
.462	13	6	0	2	Colorado	.462	13	6	0	2
.000	4	0	0	0	San Diego	.000	4	0	0	0

MONTHLY BREAKDOWN

2014		CAREER								
AVG.	AB	H	HR	RBI	by MONTH	AVG.	AB	H	HR	RBI
.000	4	0	0	0	March	.000	4	0	0	0
.233	116	27	3	15	April	.233	116	27	3	15
.214	42	9	0	3	May	.214	42	9	0	3
.000	3	0	0	0	June	.000	3	0	0	0
—	0	0	0	0	July	—	0	0	0	0
—	0	0	0	0	August	—	0	0	0	0
.273	66	18	3	10	September	.267	135	36	5	17

BATTING BREAKDOWN

2014		CAREER								
AVG.	AB	H	HR	RBI	by CATEGORY	AVG.	AB	H	HR	RBI
.220	109	24	4	12	Home	.244	156	38	6	16
.246	122	30	2	16	Away	.236	144	34	2	19
.281	89	25	5	16	Day	.277	112	31	5	16
.204	142	29	1	12	Night	.218	188	41	3	19
.218	165	36	3	18	Pre-ASG	.218	165	36	3	18
.273	66	18	3	10	Post-ASG	.267	135	36	5	17
.271	85	23	3	10	vs. LHP	.270	100	27	4	13
.212	146	31	3	18	vs. RHP	.225	200	45	4	22
.333	54	18	3	25	RISP	.329	70	23	3	29
.400	5	2	1	9	Bases Loaded	.333	6	2	1	9
1.000	3	3	0	2	Pinch Hitter	1.000	3	3	0	2
.250	4	1	0	1	Designated Hitter	.250	4	1	0	1

BALLPARK BREAKDOWN

	AVG.	AB	H	HR	RBI
Camden Yards	.000	3	0	0	0
Comerica Park	.237	38	9	1	7
Coors Field	.462	13	6	0	2
Globe Life Park	.286	14	4	0	4
Kauffman Stadium	.167	24	4	0	0
Minute Maid Park	.000	1	0	0	0
O.co Coliseum	.000	4	0	0	0
Progressive Field	.059	17	1	0	0
Target Field	.222	9	2	0	0
Tropicana Field	.500	8	4	1	4
U.S. Cellular Field	.244	156	38	6	16
Wrigley Field	.222	9	2	0	1
Yankee Stadium	.500	4	2	0	1

FIELDING STATISTICS

Second Base

YEAR	PCT.	G	PO	A	E	TC	DP
2013	1.000	3	1	7	0	8	0
2014	.970	26	51	78	4	133	23
Totals	.972	29	52	85	4	141	23

Third Base

YEAR	PCT.	G	PO	A	E	TC	DP
2013	.921	17	5	30	3	38	2
2014	.896	33	14	72	10	96	9
Totals	.903	50	19	102	13	134	11

Shortstop

YEAR	PCT.	G	PO	A	E	TC	DP
2013	1.000	3	7	13	0	20	0
2014	1.000	3	0	3	0	3	1
Totals	1.000	6	7	16	0	23	1

SEMIEN'S CAREER BESTS

Hits: 4 (twice), last: April 20, 2014 at Texas

Home Runs: 1 (eight times), last: September 28, 2014 vs. Kansas City

Runs Batted In: 4 (twice), last: April 23, 2014 at Detroit

Stolen Bases: 1 (five times), last: April 28, 2014 vs. Tampa Bay

Hitting Streak: 7, April 3 to 9, 2014

Hitless Streak (At Bats): 17, September 29, 2013 to April 3, 2014

Game Ending RBI: None.

Grand Slams: 1, April 23, 2014 at Detroit (Ian Krol).

Pinch-Hit Home Runs: None.

Inside-The-Park Home Runs: None.

Lead Off Home Runs: None.

RIGHT-HANDED PITCHER**Height/Weight:** 6-3 / 215**Bats/Throws:** Left / Right**Birthdate:** October 2, 1989**Opening Day Age:** 25**Birthplace/Resides:** Thousand Oaks, California / Thousand Oaks, California**Major League Service:** 31 days**Obtained:** Claimed off waivers from Detroit, February 26, 2015**Contract Status:** First year of a one-year contract through 2015**CAREER HIGHLIGHTS**

Was originally drafted by Detroit in the 17th round of the 2011 draft and went 11-9 with a 2.68 ERA in 91 games, including 10 starts, in three seasons in the Tigers farm system...allowed just seven home runs in 164.2 innings, an average of 0.38 per nine innings...made his Major League debut with Detroit in 2014 and compiled a 5.40 ERA in 10 relief appearances.

2014 HIGHLIGHTS

Began the season at Double-A Erie, was promoted to Triple-A Toledo April 28 and made his Major League debut with Detroit in late June...had no decisions and a 5.40 ERA in 10 relief appearances with the Tigers...allowed a .319 opponents batting average, including .217 (5-for-23) against right-handed hitters compared to .417 (10-for-24) against left-handers...seven of the 15 hits he yielded were for extra bases (six doubles, one home run)...opponents slugged .511...opponents batted .375 with runners in scoring position, including .500 with RISP and two outs...stranded all five of his inherited runners...first batters faced were 3-for-10 (.300) with a home run and five strikeouts...was selected by Detroit June 18 and made his debut June 22 at Cleveland (1.0 ip, 4 h, 3 r, 3 er, 2 so)...entered the game to start the bottom of the ninth inning with a 10-1 lead and struck out the first batter he faced (Swisher)...allowed four runs over his first two outings (18.00 ERA), one over his next seven (1.04) and two in his final outing July 18 against Cleveland...was optioned to Toledo July 18.

MINORS: Went 1-0 with a save and a 1.35 ERA in 12 appearances with Erie and 4-3 with a 5.00 ERA in 22 games with Toledo...combined for a 5-3 record, one save and a 3.45 ERA in 34 minor league appearances overall...allowed a .291 opponents batting average, including .257 (18-for-70) against left-handed hitters compared to .313 (35-for-112) against right-handers...opponents hit .200 with a .220 on-base percentage when leading off an inning...yielded a .222 average with the bases empty compared to .373 with runners on base...allowed a .310 average with runners in scoring position...did not allow a run in six home games for Erie (10.0 ip)... began the season at Erie and struck out a season-high five batters in 2.2 innings in his first appearance April 5 at Altoona...tossed a season-high 3.0 scoreless innings in his next outing April 10 against Trenton...was credited with his lone save in his third appearance April 14 against Bowie (1.1 ip, 1 h, 1 so)...had a 2.08 ERA in seven appearances with the SeaWolves before he was promoted to Toledo April 28...did not allow a run in his first four games with the MudHens (7.1 ip) for a season-high 9.1-inning scoreless streak overall from April 27 to May 9...did not allow a run in nine of his first 10 appearances with Toledo (1.15 ERA)...combined for a 1.80 ERA in 22 minor league games overall before he was promoted to Detroit June 18...was optioned back to Toledo July 18...allowed at least one run in each of his first four appearances following his return (9 er in 2.2 ip, 30.38 ERA), including a season-high three runs in back-to-back games July 22 at Norfolk and July 27 at Durham...yielded a season-high five hits in 0.2 innings Aug. 7 against Lehigh Valley and took the loss... had a 19.80 ERA in seven games during his second stint with the MudHens before he was transferred to Erie Aug. 16...did not allow a run in his five games during his second stay with the SeaWolves (7.0 ip, 6 h, 1 bb, 4 so)...pitched for Glendale in the Arizona Fall League following the season and was 0-1 with a 9.00 ERA in four relief appearances.

CAREER

2013—Spent the entire season with Single-A West Michigan, appearing in 43 games for the White-caps...tied for third in the Midwest League with nine holds...did not allow a run in seven straight outings from April 21-May 10...fanned a season-high four batters April 25 versus Wisconsin...equaled

the high Aug. 10 against South Bend...compiled a 0-1 record, a 1.13 ERA and seven strikeouts in five appearances out of the bullpen during April...tossed a season-high 4.0 innings June 29 against Bowling Green...limited opponents to a .128 batting average against during August.

2012—Completed his first season of professional baseball, appearing in games with the GCL Tigers, Single-A Connecticut and Single-A West Michigan...combined to post a 1-2 record, a 2.76 ERA and 48 strikeouts in 14 games...assigned to the GCL Tigers to begin the season...appeared in four games compiling a 1-0 record, a 0.61 ERA and 23 strikeouts in 14.2 innings...had his contract transferred to Connecticut July 10...saved two games for Connecticut before having his contract transferred to West Michigan for the remainder of the season July 21.

PERSONAL/MISCELLANEOUS

Chad Dennis Smith was originally signed by Tigers scout Phil Huttman...attended the University of Southern California where he went 9-12 with a 4.76 ERA in 60 appearances over three seasons...struck out 106 batters in 96.1 innings...pitched for Peninsula in the Alaska Baseball League in the summer of 2009 and 2010...was named the seventh-best prospect in the ABL by *Baseball America* in 2010.

LIFETIME PITCHING RECORD

Year	Club	W	L	ERA	G	GS	CG	SHO	SV	IP	H	R	ER	HR	HB	BB	IBB	SO	WP	BK
2012	GCL Tigers	1	0	0.61	4	3	0	0	0	14.2	14	2	1	0	1	6	0	23	0	0
	Connecticut	0	0	1.42	2	0	0	0	2	6.1	3	1	1	0	0	2	0	8	1	0
	West Michigan	0	2	4.38	8	5	0	0	0	24.2	23	12	12	2	0	6	0	17	3	0
2013	West Michigan	5	4	2.13	43	2	0	0	1	72.0	58	19	17	3	0	22	2	73	3	0
2014	Erie	1	0	1.35	12	0	0	0	1	20.0	15	3	3	0	0	6	0	18	2	0
	Toledo	4	3	5.00	22	0	0	0	0	27.0	38	15	15	2	0	5	0	22	1	1
	DETROIT	0	0	5.40	10	0	0	0	0	11.2	15	7	7	1	0	3	0	9	0	0
ML Totals		0	0	5.40	10	0	0	0	0	11.2	15	7	7	1	0	3	0	9	0	0
Minor League Totals		11	9	2.68	91	10	0	0	4	164.2	151	52	49	7	1	47	2	161	10	1

CAREER TRANSACTIONS

2011 — Selected by the Detroit Tigers organization in the 17th round of the First-Year Player Draft. **2015** — Claimed off waivers by the Oakland Athletics, February 26.

VS. THE AMERICAN LEAGUE

2014		CAREER												
ERA	W	L	S	G	IP	ER	vs. TEAM	ERA	W	L	S	G	IP	ER
22.50	0	0	0	2	2.0	5	Cleveland	22.50	0	0	0	2	2.0	5
0.00	0	0	0	2	3.1	0	Houston	0.00	0	0	0	2	3.1	0
0.00	0	0	0	1	0.1	0	Kansas City	0.00	0	0	0	1	0.1	0
2.25	0	0	0	3	4.0	1	Tampa Bay	2.25	0	0	0	3	4.0	1
9.00	0	0	0	1	1.0	1	Texas	9.00	0	0	0	1	1.0	1

VS. THE NATIONAL LEAGUE

2014		CAREER												
ERA	W	L	S	G	IP	ER	vs. TEAM	ERA	W	L	S	G	IP	ER
0.00	0	0	0	1	1.0	0	Los Angeles	0.00	0	0	0	1	1.0	0

MONTHLY BREAKDOWN

2014		CAREER												
ERA	W	L	S	G	IP	ER	by MONTH	ERA	W	L	S	G	IP	ER
6.75	0	0	0	4	5.1	4	June	6.75	0	0	0	4	5.1	4
4.26	0	0	0	6	6.1	3	July	4.26	0	0	0	6	6.1	3

PITCHING BREAKDOWN

2014		CAREER												
ERA	W	L	S	G	IP	ER	by CATEGORY	ERA	W	L	S	G	IP	ER
4.50	0	0	0	5	6.0	3	Home	4.50	0	0	0	5	6.0	3
6.35	0	0	0	5	5.2	4	Away	6.35	0	0	0	5	5.2	4
7.36	0	0	0	2	3.2	3	Day	7.36	0	0	0	2	3.2	3
4.50	0	0	0	8	8.0	4	Night	4.50	0	0	0	8	8.0	4
4.22	0	0	0	9	10.2	5	Pre-ASG	4.22	0	0	0	9	10.2	5
18.00	0	0	0	1	1.0	2	Post-ASG	18.00	0	0	0	1	1.0	2
—	0	0	0	0	0.0	0	Starter	—	0	0	0	0	0.0	0
5.40	0	0	0	10	11.2	7	Reliever	5.40	0	0	0	10	11.2	7

BALLPARK BREAKDOWN

	ERA	W	L	S	G	IP	ER
Comerica Park	4.50	0	0	0	5	6.0	3
Globe Life Park	9.00	0	0	0	1	1.0	1
Kauffman Stadium	0.00	0	0	0	1	0.1	0
Minute Maid Park	0.00	0	0	0	2	3.1	0
Progressive Field	27.00	0	0	0	1	1.0	3

FIELDING STATISTICS

Pitcher

Year	Pct.	G	PO	A	E	TC	DP
2014	1.000	10	0	2	0	2	1
Totals	1.000	10	0	2	0	2	1

SMITH'S CAREER BESTS

Low Hit Complete Game: None

Innings Pitched: 2.2, June 29, 2014 at Houston

Strikeouts: 2 (twice), last: June 24, 2014 at Texas

Pitches: 37, July 18, 2014 vs. Cleveland

Longest Winning Streak: None

Longest Losing Streak: None

Longest Scoreless Streak: 5.0, June 27 to July 4, 2014

OUTFIELDER**Height/Weight:** 5-11 / 205**Bats/Throws:** Right / Right**Birthdate:** February 9, 1989**Opening Day Age:** 26**Birthplace/Resides:** Rockford, Illinois / Rockford, Illinois**Major League Service:** 84 days**Obtained:** Claimed off waivers from Texas, June 21, 2015**Contract Status:** First year of a one-year contract through 2015**CAREER HIGHLIGHTS**

Was originally a second round draft pick by Washington Nationals out of high school in the 2007 First-Year Player draft... was traded to the Marlins organization in November 2008 and signed a minor league contract with the Rangers organization following the 2013 season... is a .263 (673-for-2556) career hitter with 50 home runs and 285 RBI in 720 games over eight professional seasons... has played all three outfield positions and first base during his career... made his Major League debut with Texas last year and started 23 games over the final three months of the season... hit .349, which was the highest in the majors among players with at least 50 at bats.

2014 HIGHLIGHTS

Was selected from Triple-A Round Rock July 7 and was with the Rangers the rest of the year around his eight weeks on the disabled list... made 11 starts in left field, nine in right field and three at designated hitter... hit .349, which was the highest average in the majors among players with at least 50 at bats... it was the best average in the majors among players with at least 80 at bats since Josh Hamilton hit .359 for Texas in 2010... it was also the second best mark in club history to Hamilton's using the 80 at bat minimum... hit .476 (10-for-21) against left-handed pitching and .400 at home but was just 5-for-22 (.227) with runners in scoring position... handled 41 chances in the outfield without an error... had a .366 average against the AL West... was 4-for-12 with two home runs as the designated hitter... played for Obregon in the Mexican Pacific Winter League following the season, batting .239 with three home runs and 12 RBI in 31 games.

TEXAS: Went 0-for-2 as a pinch-hitter and defensive replacement in his Major League debut July 7 against Houston... then was 8-for-12 in his next three games for the most hits ever for a Ranger in his four Major League contests... his first ML hit was a double off Josh Zeid July 8 against Houston... had consecutive three-hit games, July 9 against Houston and July 10 against Los Angeles (AL)... drove in three runs with a pair of doubles, July 10 against Los Angeles (AL)... joined Rusty Greer (1994) as the only Rangers ever with four multiple-hit games in his first seven ML contests... left the game July 11 after being hit in the left elbow with a pitch in the second inning but returned to the lineup the following night... had a .389 average with five RBI in 11 games before fracturing his left foot on a foul ball July 21 at New York (AL)... was placed on the DL July 25 and was not activated until Sept. 16... hit .320 with three home runs and seven RBI in 13 games the rest of the year, hitting safely in 10 of those... connected for his first ML homer Sept. 16 at Oakland off Scott Kazmir... posted a season best six-game hitting streak from July 20-to Sept. 19... had four hits Sept. 18 at Oakland... had eight multiple-hit games overall.

MINORS: Combined for a .267 average with 10 home runs and 41 RBI in 80 games with Double-A Frisco and Triple-A Round Rock... served as Frisco's regular left fielder over the first three months of the season but also saw action in right field, center field, first base and designated hitter... hit .282 against right-handed pitching but just .229 against left-handers... batted .323 over a 42-game span from April 27 to June 11 to improve average from .217 to .292... went just 3-for-33 in his final eight games with the RoughRiders... had a 15-game hitting streak from April 22 to May 6... was selected to play in the Texas League All-Star Game on June 24 and was promoted to Round Rock the following day... started seven games in left field and one game in center field for the Express, hitting safely in seven of eight games before his promotion to Texas... had five RBI in his final three games.

CAREER

2013—Combined to bat .254 with a career-high nine home runs and 35 RBI over 119 games with Double-A Jacksonville and Triple-A New Orleans in his final season in the Miami organization...primarily appeared in both corner outfield spots, but also saw brief action in center...opened the season in Jacksonville and was promoted to New Orleans May 6...was on disabled list from Aug. 1-12 with a fractured finger...had a rehab assignment with the Gulf Coast League Marlins Aug. 10-12.

2012—Topped Jacksonville in runs (71), hits (105) and walks (78)...played in the Southern League All-Star Game...endured a pair of trips to the disabled list April 18-28 with a hamstring strain and June 2-8 with a concussion.

2011—Ranked among the Jacksonville club leaders in doubles (2nd, 26), walks (3rd, 59), and at bats (t-3rd, 396)...moved to the outfield full-time.

2010—Led Single-A Jupiter in doubles (27) and RBI (51) and placed second in hits (107) and walks (31) as the team's regular third baseman...was on the disabled list from July 6-29 with a finger sprain.

2009—Ranked third in doubles (25) and 4th in walks (38) at Single-A Greensboro while seeing most of his action at third base...was selected as the Marlins' minor league hitter of the month for June after batting .299 with three home runs, 12 RBI and 20 walks.

2008—Combined to bat .271 over 77 games with the Gulf Coast League Nationals, Short Season Single-A Vermont, and Single-A Hagerstown while playing primarily at second base.

2007—Played in 28 games with the Gulf Coast League Nationals in his first professional season.

PERSONAL/MISCELLANEOUS

Jacob Michael Smolinski was originally signed by Nationals scout Steve Amieri...starred in baseball and football at Boylan Catholic High School in Rockford, IL (graduated 2007)...was selected as the Gatorade Illinois Baseball Player of the Year and the Louisville Slugger Player of the Year for Illinois as a senior...hit a school record .494 with a slugging percentage of .894 that year...was the only player from Illinois selected to compete in the 2007 National All-American Game...was also the starting quarterback on football team...participated in the Rangers' 2015 Winter Caravan.

LIFETIME PLAYING RECORD

Year	Club	AVG.	G	AB	R	H	2B	3B	HR	RBI	SH	SF	HP	BB	SO	SB	CS	SLG	OBP	E
2007	GCL Nationals	.305	28	105	18	32	8	0	1	16	0	0	1	13	24	7	2	.410	.387	1
2008	Hagerstown	.261	50	184	28	48	12	1	4	22	3	1	3	19	33	1	2	.402	.338	7
	GCL Nationals	.111	3	9	0	1	0	0	0	2	0	0	0	1	1	0	0	.111	.200	0
	Vermont	.306	24	98	17	30	8	1	0	9	1	0	1	9	17	4	0	.408	.370	5
2009	Greensboro	.283	77	279	50	79	25	0	7	31	0	0	5	38	45	2	5	.448	.379	18
2010	Jupiter	.264	109	405	45	107	27	3	5	51	0	4	3	31	62	8	5	.383	.318	17
2011	Jacksonville	.245	116	396	42	97	26	0	7	36	3	3	1	59	57	6	5	.364	.342	2
2012	Jacksonville	.257	112	408	71	105	24	3	7	42	2	2	10	78	74	9	4	.382	.388	4
2013	Jacksonville	.196	24	56	8	11	1	0	0	4	0	0	1	13	10	1	0	.214	.357	0
	New Orleans	.258	95	314	36	81	14	2	9	31	0	1	5	37	61	8	1	.401	.345	4
	GCL Marlins	.500	2	6	1	3	0	0	0	0	0	0	0	0	1	0	0	.500	.571	0
2014	Frisco	.267	72	266	43	71	15	3	10	35	0	5	4	32	54	6	2	.459	.349	1
	Round Rock	.267	8	30	7	8	6	0	0	6	0	0	0	4	5	0	0	.467	.353	1
	TEXAS	.349	24	86	12	30	5	0	3	12	0	0	3	3	24	0	0	.512	.391	0
ML Totals		.349	24	86	12	30	5	0	3	12	0	0	3	3	24	0	0	.512	.391	0
Minor Totals		.263	720	2556	366	673	166	13	50	285	9	16	34	335	443	52	26	.397	.354	60

CAREER TRANSACTIONS

2007 — Selected by the Washington Nationals organization in the 2nd round of the First-Year Player Draft. **2008** — Traded to the Florida Marlins with infielder Emilio Bonafacio and pitcher P.J. Dean for pitcher Scott Olsen and outfielder Josh Willingham, November 11. **2013** — Elected free agency, November 4; signed by the Texas Rangers to a minor league contract, November 18. **2014** — On the disabled list, July 22 to September 15. **2015** — Claimed off waivers by the Oakland Athletics, June 21.

VS. THE AMERICAN LEAGUE

2014					CAREER					
AVG.	AB	H	HR	RBI	vs. TEAM	AVG.	AB	H	HR	RBI
.450	20	9	0	1	Houston	.450	20	9	0	1
.292	24	7	1	7	Los Angeles	.292	24	7	1	7
.667	3	2	0	0	New York	.667	3	2	0	0
.370	27	10	2	4	Oakland	.370	27	10	2	4
.167	12	2	0	0	Toronto	.167	12	2	0	0

MONTHLY BREAKDOWN

2014					CAREER					
AVG.	AB	H	HR	RBI	by MONTH	AVG.	AB	H	HR	RBI
.389	36	14	0	5	July	.389	36	14	0	5
.320	50	16	3	7	September	.320	50	16	3	7

BATTING BREAKDOWN

2014					CAREER					
AVG.	AB	H	HR	RBI	by CATEGORY	AVG.	AB	H	HR	RBI
.400	45	18	1	6	Home	.400	45	18	1	6
.293	41	12	2	6	Away	.293	41	12	2	6
.320	25	8	0	2	Day	.320	25	8	0	2
.361	61	22	3	10	Night	.361	61	22	3	10
.476	21	10	0	5	Pre-ASG	.476	21	10	0	5
.308	65	20	3	7	Post-ASG	.308	65	20	3	7
.476	21	10	2	6	vs. LHP	.476	21	10	2	6
.308	65	20	1	6	vs. RHP	.308	65	20	1	6
.227	22	5	0	6	RISP	.227	22	5	0	6
.000	2	0	0	0	Bases Loaded	.000	2	0	0	0
.000	1	0	0	0	Pinch Hitter	.000	1	0	0	0
.333	12	4	2	4	Designated Hitter	.333	12	4	2	4

BALLPARK BREAKDOWN

	AVG.	AB	H	HR	RBI
Angel Stadium	.154	13	2	1	3
Globe Life Park	.400	45	18	1	6
O.co Coliseum	.462	13	6	1	3
Rogers Centre	.167	12	2	0	0
Yankee Stadium	.667	3	2	0	0

FIELDING STATISTICS

Outfield

Year	Pct.	G	PO	A	E	TC	DP
2014	1.000	21	41	0	0	41	0
Totals	1.000	21	41	0	0	41	0

SMOLINKSI'S CAREER BESTS

Hits: 4, September 18, 2014 at Oakland
Home Runs: 1 (three times), last: September 27, 2014 vs. Oakland
Runs Batted In: 3, July 10, 2014 vs. Los Angeles (AL)
Stolen Bases: None
Hitting Streak: 6, July 20 to September 19, 2014
Hitless Streak (At Bats): 9, September 19-21, 2014
Game Ending RBI: None.
Grand Slams: None.
Pinch-Hit Home Runs: None.
Inside-The-Park Home Runs: None.
Lead Off Home Runs: None.

**INFIELDER****Height/Weight:** 5-10 / 188**Bats/Throws:** Left / Right**Birthdate:** May 22, 1986**Opening Day Age:** 28**Birthplace/Resides:** Phoenix, Arizona / Phoenix, Arizona**Major League Service:** 3 years, 64 days**Obtained:** Acquired from the San Diego Padres with Kevin Kouzmanoff for Scott Hairston and Aaron Cunningham, January 16, 2010**Contract Status:** First year of a one-year contract through 2015**CAREER HIGHLIGHTS**

Is a .235 career hitter with seven home runs and 68 RBI in 315 games in five seasons with Oakland... has spent the entire year with Oakland in each of the last two seasons and has made 192 of his 202 starts over that span against right-handed pitchers...appeared in 68 games with the A's from 2010-12...was acquired in the Kevin Kouzmanoff trade in January, 2010 and hit .300 with Sacramento before making his Major League debut with Oakland in September that season...named to the Pacific Coast League Midseason All-Star team in 2011 and the Texas League Midseason All-Star team in 2009...was named to the California League Postseason All-Star team in 2008 after leading the league and tying for sixth in the minors with 42 doubles.

2014 HIGHLIGHTS

Spent the entire year with the A's for the second consecutive season and batted .223 with a home run and 22 RBI in 117 games...made 88 of his 92 starts against right-handed pitching (80 at second base, 12 at shortstop)...hit .228 (57-for-250) with all 11 of his extra base hits (10 doubles, one home run) against right-handers, .195 (8-for-41) against left-handers...has made 233 of his 247 career starts against righties...his career splits are .240 (169-for-703) with six of his seven home runs against righties, .207 (28-for-135) against lefties...was batting .186 with 18 runs, nine RBI and 14 walks in 63 games before the All-Star Break...then hit .267 with 20 runs, 13 RBI and 17 walks in 54 games after the break...is a .212 (92-for-433) career hitter before the break, .259 (105-for-405) after the break...had career highs in walks (31) and stolen bases (11)...30 of his walks came while batting ninth in the order, which was the most in the majors...was successful in 11-of-15 (73.3%) stolen base attempts...led the A's with four sacrifice hits...had a .268 slugging percentage, which was a career low...it also ranked second lowest in the American League and sixth lowest in Oakland history among players with 300 or more plate appearances...hit .263 in Oakland compared to .190 on the road...clubbed his only home run of the season at home after hitting each of his first six career home runs on the road...was 3-for-6 (.500) with the bases loaded and is 7-for-18 (.389) in his career...hit .176 against a pitcher the first time he saw him in a game, .274 the second time and .355 the third time...committed five errors in 102 games at second base for a .988 fielding percentage...also made five errors in 14 games at shortstop for a .896 fielding percentage...went 0-for-3 as a pinch hitter...made a team-leading 81 starts batting ninth...also started in the eight spot 11 times.

OAKLAND: Went 3-for-3 April 6 against Seattle, his fourth career three-hit game...was hitting .250 over his first seven games through April 11...then batted .176 over a 56-game stretch from April 12 to July 12...equaled his career high with three RBI April 30 at Texas (third time)...snapped a career-high 0-for-18 streak with his fifth inning single May 18 at Cleveland...finished May with a .158 batting average in 20 games...then batted .188 in 18 contests in June...matched his career high with three hits June 1 against Los Angeles (AL) and Sept. 13 at Seattle (sixth time)...had the second two-steal game of his career June 17 against Texas (also June 12, 2013 vs. New York-AL)...did not commit an error over his first 61 games through July 12, including 60 games as a second baseman...made his first error July 20 against Baltimore, snapping a 62-game errorless streak as a second baseman dating back to Sept. 28, 2013...it was the fourth longest errorless streak by a second baseman in Oakland history...that started a season-ending stretch where he committed 10 errors over his final 54 games (five at shortstop, five at second base)...had back-to-back multiple hit games July 20 and 23 and hit .333 over a 14-game stretch from July 20 to Aug. 8...batted .267 in 12 games in July and .267 with 12 walks (.384 on-base percentage) in 25 games in August...had made 56 of his 57 starts through Aug. 4 as a second baseman...then made 24

starts at second base and 11 at shortstop over the A's final 51 games...tied an Oakland record with two sacrifice hits Aug. 5 against Tampa Bay...homered in the sixth inning the next day against the Rays to snap a career-high 110-game, 341-at bat homerless streak...it was his lone home run of the season and his first since July 21, 2013 at Los Angeles (AL)...the home run came in a start at shortstop...now has a 122-game homerless streak as a second baseman, which is an Oakland record for a second baseman, topping the mark of 113 set by Mike Edwards from July 21, 1978 to June 22, 1979...it is the longest by an Athletics second baseman since John Donaldson had a 148-game streak from Aug. 26, 1966 to June 10, 1968...walked a career-high four times Aug. 9 against Minnesota to become the first Athletic and 14th Major Leaguer since 1914 to walk four times while batting ninth in the order...hit safely in a season-high four straight games from Aug. 20 to 27 (4-for-10, .400)...drove in seven runs in 25 games in August after collecting just 11 RBI over his first 70 games...went 0-for-4 with four strikeouts Sept. 21 against Philadelphia...prior to that, had not struck out more than twice in a game in his career.

CAREER

2013—Completed his first full Major League season and batted .266 with two home runs and 35 RBI in 130 games...hit .190 with four home runs and 11 RBI in 68 games over his first three seasons from 2010-12...led the A's with six sacrifice hits...made 104 of his 110 starts against right-handed pitchers...hit .274 against right-handers, was 14-for-61 (.230) against left-handers...hit both of his home runs on the road...had 13 RBI in 76 games before the All-Star Break...then drove in 22 runs in 54 games after the break...batted .298 against a pitcher the first time he saw him in a game, .180 the second time and .300 after that...was 4-for-9 (.444) with the bases loaded...hit .195 with runners in scoring position and two outs...started 110 games, including 98 at second base and 12 at shortstop...made each of his first 75 starts at second base before making his first start at shortstop Aug. 3 against Texas...committed seven errors as a second baseman for a .985 fielding percentage...made two errors at shortstop (.965)...ranked second among American League second basemen in total chances per nine innings (4.91)...went 1-for-7 (.143) with a walk and double as a pinch hitter...made a team-leading 74 starts batting ninth in the order...was the A's Opening Day starter at second base, his second consecutive Opening Day start (started at third base in 2012)...had his first career three-hit game April 16 against Houston...matched that June 22 at Seattle and July 28 against Los Angeles (AL)...was batting .298 over his first 15 games through April 20 before going 4-for-34 (.118) over a 14-game stretch from April 21 to May 8...that dropped his average to .222 but a 28-for-88 (.318) surge from May 9 to June 23 lifted his average to .272...finished the month of May with a .302 batting average in 20 games, his highest single month figure of 2013...stole a base in three consecutive games from June 5-13 (four stolen bases total) after stealing four bases over the first 115 games of his career...had the first two-steal game of his career June 12 against New York (AL)...had his first career three-walk game June 28 against St. Louis...had nine RBI in 65 games over the first three months of the season...then had 10 RBI in 21 games in July and 11 RBI in 23 games in August...homered July 7 at Kansas City to snap a 90-game homerless streak...had three RBI in the game, which matched his career high...had a career and A's season high 14-game hitting streak from July 19 to Aug. 9...hit .391 with 11 runs scored and 10 RBI during the streak...batted .295 with both of his home runs in 21 games in July...tied an Oakland record with two sacrifice hits Aug. 3 against Texas...had his first career two-double game Aug. 14 against Houston...hit .298 over his final 19 games beginning Sept. 4...started each of the A's first four games in the ALDS against Detroit at second base and went 0-for-9 with a strikeout.

2012—Split his season between Oakland and Sacramento, batting .167 with two home runs and seven RBI in 37 games with the A's and .331 with five home runs and 22 RBI in 37 games with the River Cats...missed the final two months after he was placed on the disabled list with a strained back...batted .229 with each of his two home runs and six of his seven RBI on the road compared to .134 at home...both of his home runs came with runners on base...had a .292 batting average when leading off an inning...hit .267 in the seventh inning or later compared to .088 over the first six innings of a game...was 2-for-6 (.333) with a double as a pinch hitter...made 25 starts, including 12 at third base, eight at shortstop and five at second base...made two errors as a third baseman but did not commit an error as a shortstop or second baseman...was the A's Opening Day starter at third base and started 10 of the A's first 21 games at third...had a career-high three RBI April 15 at Seattle...was optioned to Sacramento May 21...was recalled June 16 and went 1-for-3 in a start at third base against Los Angeles (NL) June 20, his only action before he was optioned back to Sacramento June 24...was recalled for a third time July 20 and started seven games before being placed on the 15-day disabled list retroactive to Aug. 7 with a strained back...hit .212 in 15 games total during his third stint...began a rehab assignment with

Sacramento Aug. 20 and went 2 for 2 in a start at third base before his rehab was halted Aug. 23... scored 29 runs and stole 11 bases in his 37 games with Sacramento...added 23 walks for a .417 on-base percentage...struck out just 17 times, his fifth consecutive season with more walks than strikeouts as a minor leaguer...his .331 batting average included a .358 mark against right-handed pitching compared to .271 against left-handers...had 11 of his 12 extra base hits against righties for a .569 slugging percentage...slugged .292 against lefties...batted .440 with runners on base and two outs...hit .354 with a .430 on-base percentage in 25 games batting leadoff...appeared in 30 games at second base, five at shortstop and three at third base...committed just two errors as a second baseman for a .989 fielding percentage...those were his only two errors...was batting .304 in 18 games when he was sent back to Oakland June 16...then hit safely in 17 of his 18 games following his June 24 option before returning to Oakland July 20 (29-for-86, .337)...had a season-high 11-game hitting streak from June 27 to July 12 (18-for-47, .383)...had his lone two-homer game of the season and drove in three runs in a 3-for-7 performance at Tacoma July 17.

2011—Spent the first half of the season with Triple-A Sacramento but was called up to Oakland at the All-Star Break...spent the remainder of the season with the A's, hitting .200 with two home runs and four RBI...appeared in just 27 of the A's 70 games after joining the club July 15, making 19 starts (eight at shortstop, eight at third base, three at second base)...hit .237 against right-handed pitching and was 0-for-11 against left-handers...batted .250 at night, .147 during the day...had a .276 average in the seventh inning or later, compared to .146 over the first six innings of a game...was recalled from Sacramento July 15 and made his first start the next day at shortstop in the second game of the doubleheader against Los Angeles...went 1-for-3 with a double and a run scored...it was his first career extra-base hit and run...grounded out in the third inning July 20 at Detroit to score David DeJesus for his first career RBI...hit his first Major League home run Aug. 23 at New York, a solo shot off Colon to lead off the third inning...had his first career multiple-hit game Sept. 24 at Los Angeles when he went 2-for-4...hit .298 with five home runs and 37 RBI in 79 games with Sacramento...added 40 walks for a .381 on-base percentage...struck out just 34 times, an average of 10.76 plate appearances per strikeout...ranked fifth in the A's farm system in batting and was seventh in on-base percentage...had a .329 average with runners in scoring position...hit .324 with four of his five home runs and 24 of his 37 RBI in 35 games on the road...had a .344 average with 19 of his 37 RBI in the seventh inning or later...appeared exclusively at shortstop on defense...committed seven errors in 73 games for a .976 fielding percentage...reached base safely via hit or walk in 27 consecutive games from April 30 to June 2...hit .318 with a .400 on-base percentage during the streak...went 6-for-8 with six runs scored in a doubleheader at Las Vegas July 9...was named to the Pacific Coast League Midseason All-Star Team...went 0-for-2 as a defensive replacement at shortstop in the Triple-A All-Star Game at Salt Lake City July 13...was leading the River Cats in runs (55), hits (94) and stolen bases (13) when he was promoted to Oakland July 15.

2010—Spent the entire season with Triple-A Sacramento before he was brought up to Oakland following the conclusion of the River Cats' season Sept. 14...went 3-for-7 (.429) with two walks in four games with the A's...made his Major League debut Sept. 14 at Kansas City, walking as a pinch hitter for Mark Ellis in his first plate appearance in the fourth inning of an 11-3 A's loss...remained in the game at second base and singled off Dusty Hughes in the eighth inning for his first big league hit...made his first start at second base Sept. 22 against Chicago (1-for-3)...spent the balance of the season at Triple-A Sacramento where he hit .300 with five home runs and 65 RBI in 137 games...added 75 walks to fuel a .391 on-base percentage...ranked fourth in the Pacific Coast League in walks and was fifth in games played...led Sacramento in games, hits (154) and walks...ranked third in the A's farm system in hits, fourth in batting and fifth in walks and on-base percentage...hit .350 in the first inning, .339 during the day, .326 with runners in scoring position, .324 on the road and .303 against right-handed pitching...committed 10 errors in 95 games as a second baseman for a .979 fielding percentage...also made four errors in 25 contests at shortstop (.968) but went errorless in 14 games as a third baseman...hit safely in 19 consecutive road games from May 14 to June 24, which was the longest road hitting streak in the PCL...hit safely in a season-high 17 consecutive games from June 5 to 24...went 6-for-19 (.316) with seven runs, two RBI, five walks and two stolen bases in five postseason games for the River Cats.

2009—Made his Double-A debut at San Antonio and batted .293 with six home runs and 51 RBI in 117 games...ranked ninth in the Texas League in batting...led the Missions in runs (79)...had 58 walks and 47 strikeouts and his average of 11.28 plate appearances per strikeout was fourth best in the TL...batted .325 against right-handed pitchers...hit .299 or better in four of the first five months of the season...

batted .340 when leading off an inning and .320 at home...appeared exclusively at second base on defense and led Texas League second basemen in games (107), total chances (516), putouts (223) and errors (15)...had a .971 fielding percentage...was on the disabled list from May 2 to 14 with a strained right groin...was named to the Texas League Midseason All-Star team and went 0 for 2 for the South All-Stars in the July 1 game at Frisco...had a two-homer game Aug. 20 at Springfield and belted a grand slam Aug. 24 at Arkansas...went 5 for 16 (.313) in four postseason games for the Missions.

2008—Was named to the California League Postseason All-Star team after batting .308 with 10 home runs and 87 RBI in 133 games for Lake Elsinore...led the CL in doubles (42), ranked second in at bats (536), hits (165), walks (79) and strikeouts per plate appearance (10.03), third in games, runs (97) and total bases (243), fourth in RBI and on-base percentage (.394) and ninth in batting...tied for sixth in all of minor league baseball in doubles...led Cal League second baseman with a .973 fielding percentage, 110 games, 563 total chances, 200 putouts, 348 assists and 58 double plays...batted .388 with 15 doubles, 20 RBI, 23 walks and 24 runs scored in 27 games in April...reached base safely via hit or walk in 30 consecutive games from April 6 to May 8...had a 16-game hitting streak from Aug. 11 to 27 (29 for 70, .414)...hit .467 with 10 runs and six RBI in seven postseason games for the Storm.

2007—Played for three different teams in his first season and batted a combined .251 with four home runs and 33 RBI in 54 games...was assigned to Single-A Eugene of the Northwest League after signing and was transferred to Triple-A Portland July 7 for one game before returning to the Emeralds July 9...moved up to Single-A Fort Wayne of the Midwest League Aug. 11...appeared in 42 games at second base and four at shortstop...hit his first professional home run July 25 against Tri-City and then belted a grand slam the next day against the Dust Devils.

PERSONAL/MISCELLANEOUS

Eric Sidney Sogard was originally signed by San Diego scout Dave Lottsfeldt...was drafted by the Padres with Houston's second round pick as compensation for the loss of free agent Woody Williams...graduated from Thunderbird (Phoenix, AZ) High School...had his number retired by his high school in 2014...attended Arizona State University...earned 2nd Team All-America honors in 2006 and 2007 and was a member of the Sun Devils All Decade Team (2000-09)...is married, Kaycee...has a daughter, Saydee...father, Rudy, played baseball at DePauw University.

LIFETIME PLAYING RECORD

Year	Club	AVG.	G	AB	R	H	2B	3B	HR	RBI	SH	SF	HP	BB	SO	SB	CS	SLG	OBP	E
2007	Eugene	.266	31	125	20	32	9	0	2	18	1	0	0	19	16	4	2	.376	.354	7
	Portland	.000	1	3	0	0	0	0	0	0	0	0	1	0	3	0	0	.000	.250	0
	Fort Wayne	.253	22	83	7	21	2	0	2	15	1	1	1	6	13	2	2	.349	.308	1
2008	Lake Elsinore	.308	133	536	97	165	42	3	10	87	0	6	1	79	62	16	7	.453	.394	15
2009	San Antonio	.293	117	457	79	134	25	3	6	51	6	7	2	58	47	10	6	.400	.370	15
2010	Sacramento	.300	137	514	82	154	28	6	5	65	1	3	4	75	68	14	9	.407	.391	14
	OAKLAND	.429	4	7	0	3	0	0	0	0	0	0	0	2	1	0	1	.429	.566	0
2011	Sacramento	.298	79	315	55	94	16	2	5	37	4	3	4	40	34	13	3	.410	.381	7
	OAKLAND	.200	27	70	7	14	3	0	2	4	0	0	0	4	13	0	0	.329	.243	2
2012	OAKLAND	.167	37	102	8	17	3	1	2	7	1	0	0	5	17	2	0	.275	.206	2
	Sacramento	.331	37	157	29	52	5	2	5	22	0	0	0	23	17	11	3	.484	.417	2
2013	OAKLAND	.266	130	368	45	98	24	3	2	35	6	4	5	27	51	10	5	.364	.322	9
2014	OAKLAND	.223	117	291	38	65	10	0	1	22	4	2	1	31	37	11	4	.268	.298	10
ML Totals		.235	315	838	98	197	40	4	7	68	11	6	6	69	119	23	10	.317	.296	23

CAREER TRANSACTIONS

2007 — Selected by the San Diego Padres organization in the 2nd round of the First-Year Player Draft. **2010** — Traded to the Oakland Athletics with infielder Kevin Kouzmanoff for outfielders Scott Hairston and Aaron Cunningham, January 16. **2012** — On the disabled list, August 7 to October 14; included rehabilitation assignment to Sacramento, August 20 to 22.

WILD CARD RECORD

Year	Club/Opp.	AVG.	G	AB	R	H	2B	3B	HR	RBI	SH	SF	HP	BB	SO	SB	CS	SLG	OBP	E
2014	OAK vs. KC	.250	1	4	0	1	0	0	0	0	0	0	0	0	2	0	0	.250	.250	0

DIVISION SERIES RECORD

Year	Club/Opp.	AVG	G	AB	R	H	2B	3B	HR	RBI	SH	SF	HP	BB	SO	SB	CS	SLG	OBP	E
2013	OAK vs. DET	.000	4	9	0	0	0	0	0	0	1	0	0	1	1	0	0	.000	.100	0

LONGEST ERRORLESS STREAKS BY AN OAKLAND SECOND BASEMAN

102	Mark Ellis, May 14 to Sept. 10, 2007
84	Adam Rosales, April 9, 2010 to June 23, 2013
70	Rafael Bournigal, Aug. 6, 1996 to Sept. 25, 1998
62	Eric Sogard, Sept. 28, 2013 to July 12, 2014
61	Dick Green, April 7 to July 6, 1973

VS. THE AMERICAN LEAGUE

2014		CAREER								
AVG.	AB	H	HR	RBI	vs. TEAM	AVG.	AB	H	HR	RBI
.500	6	3	0	1	Baltimore	.262	42	11	1	6
.000	7	0	0	0	Boston	.000	21	0	0	0
.077	13	1	0	1	Chicago	.138	29	4	0	2
.083	12	1	0	0	Cleveland	.133	45	6	0	2
.154	13	2	0	0	Detroit	.180	50	9	0	4
.250	32	8	0	1	Houston	.264	87	23	0	5
.133	15	2	0	2	Kansas City	.270	37	10	1	6
.297	37	11	0	3	Los Angeles	.320	103	33	1	9
.294	17	5	0	2	Minnesota	.333	30	10	0	5
.100	10	1	0	2	New York	.212	33	7	1	4
—	0	0	0	0	Oakland	—	0	0	0	0
.256	43	11	0	2	Seattle	.272	114	31	1	6
.357	14	5	1	1	Tampa Bay	.196	46	9	1	2
.237	38	9	0	5	Texas	.228	92	21	1	11
.333	6	2	0	0	Toronto	.222	36	8	0	2

VS. THE NATIONAL LEAGUE

2014		CAREER								
AVG.	AB	H	HR	RBI	vs. TEAM	AVG.	AB	H	HR	RBI
—	0	0	0	0	Arizona	—	0	0	0	0
.250	4	1	0	0	Atlanta	.250	4	1	0	0
—	0	0	0	0	Chicago	.167	6	1	0	0
—	0	0	0	0	Cincinnati	.400	10	4	0	2
—	0	0	0	0	Colorado	—	0	0	0	0
—	0	0	0	0	Los Angeles	.333	3	1	0	0
.000	1	0	0	0	Miami	.000	1	0	0	0
—	0	0	0	0	Milwaukee	.182	11	2	0	0
.200	5	1	0	0	New York	.200	5	1	0	0
.111	9	1	0	1	Philadelphia	.111	9	1	0	1
—	0	0	0	0	Pittsburgh	.000	3	0	0	0
—	0	0	0	0	St. Louis	.125	8	1	0	0
—	0	0	0	0	San Diego	—	0	0	0	0
.000	1	0	0	0	San Francisco	.400	5	2	0	0
.125	8	1	0	1	Washington	.125	8	1	0	1

MONTHLY BREAKDOWN

2014		CAREER								
AVG.	AB	H	HR	RBI	by MONTH	AVG.	AB	H	HR	RBI
.000	1	0	0	0	March	.000	5	0	0	0
.220	59	13	0	6	April	.218	170	37	2	14
.158	57	9	0	1	May	.208	130	27	0	5
.188	32	6	0	2	June	.234	94	22	0	5
.267	30	8	0	2	July	.279	122	34	2	15
.267	60	16	1	7	August	.229	175	40	2	19
.250	52	13	0	4	September	.261	142	37	1	10

BATTING BREAKDOWN

2014		CAREER								
AVG.	AB	H	HR	RBI	by CATEGORY	AVG.	AB	H	HR	RBI
.263	133	35	1	11	Home	.238	408	97	1	23
.190	158	30	0	11	Away	.233	430	100	6	45
.209	110	23	1	3	Day	.214	336	72	5	26
.232	181	42	0	19	Night	.249	502	125	2	42
.186	156	29	0	9	Pre-ASG	.212	433	92	3	28
.267	135	36	1	13	Post-ASG	.259	405	105	4	40
.195	41	8	0	7	LHP	.207	135	28	1	17
.228	250	57	1	15	vs. RHP	.240	703	169	6	51
.242	66	16	0	21	RISP	.229	188	43	3	59
.500	6	3	0	4	Bases Loaded	.389	18	7	0	10
.000	3	0	0	0	Pinch Hitter	.222	18	4	0	0
—	0	0	0	0	Designated Hitter	.000	1	0	0	0

BALLPARK BREAKDOWN

	AVG.	AB	H	HR	RBI
Angel Stadium	.270	63	17	1	5
AT&T Park	.400	5	2	0	0
Camden Yards	.280	25	7	1	5
Citi Field	.000	1	0	0	0
Comerica Park	.188	16	3	0	4
Fenway Park	.000	13	0	0	0
Globe Life Park	.236	55	13	1	8
Great American Ballpark	.500	6	3	0	2
Kauffman Stadium	.259	27	7	1	6
Marlins Park	.000	1	0	0	0
Miller Park	.182	11	2	0	0
Minute Maid Park	.233	43	10	0	4
O.co Coliseum	.240	404	97	1	23
PNC Park	.000	3	0	0	0
Progressive Field	.182	22	4	0	1
Rogers Centre	.200	15	3	0	2
Safeco Field	.276	58	16	1	4
Target Field	.286	14	4	0	1
Tokyo Dome	.000	4	0	0	0
Tropicana Field	.192	26	5	0	0
Turner Field	.250	4	1	0	0
U.S. Cellular Field	.167	6	1	0	1
Yankee Stadium	.125	16	2	1	2

FIELDING STATISTICS

Second Base

YEAR	PCT.	G	PO	A	E	TC	DP
2010	1.000	3	4	5	0	9	4
2011	.933	3	5	9	1	15	2
2012	1.000	6	10	17	0	27	4
2013	.985	113	207	258	7	472	68
2014	.988	102	154	247	5	406	49
Totals	.986	227	380	536	13	929	127

Third Base

YEAR	PCT.	G	PO	A	E	TC	DP
2011	1.000	10	5	13	0	18	0
2012	.946	14	11	24	2	37	2
Totals	.964	24	16	37	2	55	2

Shortstop

YEAR	PCT.	G	PO	A	E	TC	DP
2011	.974	14	15	22	1	38	2
2012	1.000	15	14	34	0	48	6
2013	.965	15	27	28	2	57	2
2014	.896	14	10	33	5	48	5
Totals	.958	58	66	117	8	191	15

SOGARD'S CAREER BESTS

Hits: 3 (six times), last: September 13, 2014 at Seattle
Home Runs: 1 (seven times), last: August 6, 2014 vs. Tampa Bay
Runs Batted In: 3 (three times), last: April 30, 2014 at Texas
Stolen Bases: 2 (twice), last: June 17, 2014 vs. Texas
Hitting Streak: 14, July 19 to August 9, 2013
Hitless Streak (At Bats): 18, May 9 to 18, 2014
Game Ending RBI: None.
Grand Slams: None.
Pinch-Hit Home Runs: None.
Inside-The-Park Home Runs: None.
Lead Off Home Runs: None.

**RIGHT-HANDED PITCHER****Height/Weight:** 6-5 / 225**Bats/Throws:** Right / Right**Birthdate:** June 18, 1987**Opening Day Age:** 27**Birthplace/Resides:** Montgomery, Alabama / Auburn, Alabama**Major League Service:** 15 days**Obtained:** Claimed off waivers from Chicago (AL), November 4, 2014**Contract Status:** First year of a one-year contract through 2015**CAREER HIGHLIGHTS**

Made his Major League debut with the Chicago White Sox in 2014, compiling a 10.13 ERA in five relief appearances...was selected by the Sox in the 44th round of the 2009 draft and is 18-8 with 55 saves and a 2.55 ERA in 189 career minor league appearances...has 297 strikeouts in 279.0 innings and has allowed just eight home runs (0.26 per nine innings)...was named to the Southern League Midseason All-Star team in 2013...retired 36 consecutive batters from May 5 to 27, 2013...had a 23.1-inning scoreless streak from July 8 to Sept. 1, 2012...pitched for Salt River in the Arizona Fall League in 2012.

2014 HIGHLIGHTS

Made his Major League debut with the Chicago White Sox, compiling a 10.13 ERA in five relief appearances...allowed a .391 opponents batting average, including .333 (4-for-12) against right-handed hitters compared to .455 (5-for-11) against left-handers...first batters faced were 2-for-5 (.400)...allowed 1-of-2 (50.0%) inherited runners to score...was selected from Triple-A Charlotte July 20 and made his ML debut that day against Houston (1.2 ip, 1 h, 2 so)...fanned Marwin Gonzalez to lead off the sixth inning for his first strikeout...did not allow a run in his next appearance but then yielded at least one run in each of his final three outings (6 er in 3.0 ip, 18.00 ERA)...was optioned back to Charlotte Aug. 3...posted a 3-0 record, seven saves and a 2.14 ERA in 39 relief appearances with the Knights...struck out a career-high 68 batters in 59.0 innings...his average of 10.37 strikeouts per nine innings ranked fourth among International League relievers...yielded just three home runs, an average of 0.46 per nine innings...allowed a .215 opponents batting average, including .171 (19-for-111) against right-handed hitters compared to .259 (29-for-112) against left-handers...surrendered all three of his home runs to righties...all three home runs were solo shots...opponents hit .172 with the bases empty compared to .262 with runners on base...yielded a .195 average with runners in scoring position and two outs...had a 2.72 ERA in 30 appearances before the All-Star Break...did not allow a run in nine outings after the break (12.2 ip)...logged a 1.86 ERA in the ninth inning...converted 7-of-8 (87.5%) save opportunities...allowed 4-of-14 (28.6%) inherited runners to score...tossed at least 1.0 inning in each of his 39 appearances.

CHARLOTTE: Got off to a slow start, posting an 8.38 ERA over his first six games...struck out a season-high four batters April 7 at Durham...allowed a season-high four runs on a season-high five hits April 20 at Gwinnett...then allowed just one run over his next 13 appearances from April 23 to June 4 (21.1 ip, 0.42 ERA)...walked a season-high three batters April 26 at Rochester, his first of three three-walk games...surrendered his third and final home run of the season May 6 against Lehigh Valley...finished the season with a 29-game, 43.1-inning, 174-batter homerless streak...also matched his season-high with four strikeouts in that game...did not allow a hit over a six-game stretch from May 14 to 28 (9.2 ip)...tossed a season-high 2.1 scoreless innings for his first win of the season May 28 at Colorado Springs...finished May with a 0.61 ERA and .080 opponents batting average in nine appearances...matched his season-high with four strikeouts June 1 at Toledo...was credited with six of his seven saves over an eight-game stretch from June 9 to July 5...allowed two runs June 23 at Toledo...would not allow another Triple-A run the rest of the way as he finished the minor league portion of his campaign with a 21.0-inning scoreless streak...matched his season high with 2.1 scoreless innings in a win over Syracuse July 12...added two more scoreless innings July 17 at Scranton/Wilkes-Barre and had a 2.61 ERA in 31 appearances before his promotion to Chicago...returned in August and did not allow a run in eight games and 10.2 innings...was charged with his lone blown save of the season in his second to last outing Aug. 24 against Norfolk...allowed two inherited runners to score but did not allow a run in 1.1 innings and picked up the win in the Knights 8-7 victory.

CAREER

2013—Began the season at Double-A Birmingham where he went 4-2 with 12 saves, a 2.15 ERA and .185 opponents batting average in 32 relief appearances...was promoted to Triple-A Charlotte July 18 and went 1-2 with a save and a 7.88 ERA in 12 relief appearances...combined for a 5-4 record, 13 saves and a 3.53 ERA in a career-high 44 games...the saves tied for the most in the White Sox farm system...allowed just two home runs in a career-high 66.1 innings pitched...did not allow a home run in 50.1 innings with the Barons...yielded a .225 batting average, including .179 against right-handed hitters compared to .294 against left-handers...opponents hit .169 with a .222 on-base percentage when leading off an inning...allowed a .177 batting average with the bases empty compared to .282 with runners on...converted each of his 12 save opportunities with Birmingham and was 13-for-15 (86.7%) overall...allowed 4-of-10 (40.0%) inherited runners to score...did not allow a run over his first seven outings (8.1 ip, 4 h, 1 bb, 4 so)...then allowed six runs over his next five appearances from April 21 to May 5 (8.2 ip, 6.23 ERA)...retired 36 consecutive batters from May 5 to 27...had a 15.2-inning scoreless streak from May 5 to June 3...tossed a season-high 3.0 scoreless innings May 8 against Tennessee...compiled a 1.06 ERA in nine appearances in May to lower his overall ERA to 1.76...then allowed at least one run in six of his seven outings in June for a 4.91 ERA...struck out a season-high six batters in 2.0 scoreless innings July 2 at Jacksonville...was named to the Southern League Midseason All-Star team and pitched a scoreless eighth inning for the North All-Stars in the July 17 SL All-Star Game (1.0 ip, 1 so)...was promoted to Triple-A Charlotte the next day...allowed his first home run of the season in his third outing with the Knights, snapping a season-opening 34-game, 54.1-inning, 218-batter homerless streak...it was his first home run since May 13, 2012...was charged with his first blown save of the season Aug. 11 at Durham when he allowed four runs on three hits in 0.2 innings...was also tagged with the loss in that game...had a 4.50 ERA over his first 10 games with Charlotte before allowing nine runs on 10 hits in 2.0 innings over his final two outings (7 er, 31.50 ERA)...pitched for La Guaira in the Venezuelan Winter League following the season and logged a 2.12 ERA in 16 relief appearances.

2012—Went 2-1 with 12 saves and a 2.44 ERA in 33 relief appearances with Single-A Winston Salem...had two stints on the disabled list with a strained right triceps...began the season on the DL before being reinstated April 18...was also out from May 26 to June 20, which included a one-game rehab appearance with Bristol of the Appalachian Rookie League June 19 (1.0 ip, 1 h, 2 so)...combined with both clubs for a 2.38 ERA...surrendered just two home runs in 45.1 innings...struck out 59 (11.71 per nine innings) and walked just 13 for a strikeout-to-walk ratio of 4.54...allowed a .171 opponents batting average, including .140 against right-handed hitters compared to .250 against left-handers...opponents hit .175 with a .233 on-base percentage when leading off an inning...converted 12-of-13 (92.3%) save opportunities...allowed 7-of-13 (53.8%) inherited runners to score...posted a 1.57 ERA in the ninth inning...compiled a 7.43 ERA over his first 12 games through June 23...then allowed just two runs, one earned, over his final 21 contests for a 0.29 ERA...opponents went 10-for-101 (.099) over that stretch...had a 23.1-inning scoreless streak from July 8 to Sept. 1...the streak ended in his final outing of the regular season Sept. 3 at Salem when he allowed an unearned run in 0.2 innings...had two saves, a blown save and a 3.60 ERA in three postseason appearances (5.0 ip, 6 h, 2 r, 2 er, 3 bb, 4 so)...pitched for Salt River of the Arizona Fall League following the season and was 1-0 with a 3.38 ERA in 10 relief appearances.

2011—Spent the entire season at Single-A Winston Salem where he went 7-2 with 15 saves and a 2.52 ERA in 41 appearances...the wins and saves were career highs...led all White Sox farmhands and tied for fourth in the Carolina League in saves...surrendered just one home run in 53.2 innings...the home run on May 22 against Salem was the first he allowed as a professional, snapping a career-opening 43-game, 74.2-inning, 316-batter homerless streak...opponents hit .213, which included a .188 mark against right-handed hitters compared to .292 against left-handers...yielded a .143 batting average to batters leading off an inning...had a 1.50 ERA in 21 appearances at home...converted 15-of-21 (71.4%) save opportunities...allowed 10-of-16 (62.5%) inherited runners to score...posted a 0.82 ERA in six appearances in April and a 0.90 ERA in nine June outings...struck out a season-high five batters in a season-high 3.0 innings April 16 against Kinston.

2010—Began the year in extended spring training...combined to go 1-1 with six saves and a 2.02 ERA in 22 games with Advanced Rookie Great Falls, Single-A Kannapolis and Single-A Winston-Salem...joined Great Falls June 4, was transferred to Kannapolis June 27 and promoted to Winston-Salem Aug. 29...did not surrender a home run in 35.2 innings...struck out 39, an average of 9.84 per nine innings...did not allow a run over his final seven outings with Kannapolis (11.1 ip)...recorded his first profes-

sional win in his final outing Sept. 6 at Salem (2.0 ip, 2 h, 1 r, 1 er, 2 bb, 2 so)...compiled a 17.18 ERA in two postseason appearances with Winston-Salem (3.2 ip, 7 h, 7 r, 7 er, 2 bb, 6 so).

2009—Made his professional debut with Bristol of the Appalachian Rookie League and had a 2.40 ERA and two saves in seven appearances...including the only three starts of his professional career...was assigned to Triple-A Charlotte Sept. 2 and did not allow a run in two games (2.0 ip)...combined for a 1.89 ERA...made his debut with a start in the second game of a Aug. 9 doubleheader at Greenville (2.0 ip, 3 h, 2 bb, 1 so)...recorded his first save Aug. 29 at Princeton (2.0 ip, 2 bb, 1 so).

PERSONAL/MISCELLANEOUS

Taylor F. Thompson was originally signed by White Sox scout Warren Hughes...graduated in 2006 from St. James High School in Montgomery, Ala...attended Auburn University.

LIFETIME PITCHING RECORD

Year	Club	W	L	ERA	G	GS	CG	SHO	SV	IP	H	R	ER	HR	HB	BB	IBB	SO	WP	BK
2009	Bristol	0	0	2.40	7	3	0	0	2	15.0	10	4	4	0	0	10	0	17	2	0
	Charlotte	0	0	0.00	2	0	0	0	0	4.0	2	0	0	0	0	4	0	1	0	0
2010	Great Falls	0	0	0.00	1	0	0	0	0	2.0	0	0	0	0	0	0	0	2	0	0
	Kannapolis	0	1	2.20	18	0	0	0	6	28.2	24	9	7	0	1	10	2	32	3	0
	Winston Salem	1	0	1.80	3	0	0	0	0	5.0	5	1	1	0	0	4	0	5	1	0
2011	Winston Salem	7	2	2.52	41	0	0	0	15	53.2	42	20	15	1	3	26	3	51	2	0
2012	Bristol	0	0	0.00	1	0	0	0	0	1.0	1	0	0	0	0	0	0	2	0	0
	Winston Salem	2	1	2.44	33	0	0	0	12	44.1	26	13	12	2	3	13	0	57	1	0
2013	Birmingham	4	2	2.15	32	0	0	0	12	50.1	34	15	12	0	1	13	0	46	2	0
	Charlotte	1	2	7.88	12	0	0	0	1	16.0	24	18	14	2	3	3	0	16	1	0
2014	Charlotte	3	0	2.14	39	0	0	0	7	59.0	48	15	14	3	0	29	0	68	4	0
	CHICAGO (AL)	0	0	10.13	5	0	0	0	0	5.1	9	6	6	1	1	4	0	4	0	0
ML Totals		0	0	10.13	5	0	0	0	0	5.1	9	6	6	1	1	4	0	4	0	0
Minor League Totals		18	8	2.55	189	3	0	0	55	279.0	216	95	798	8	11	112	5	297	16	0

CAREER TRANSACTIONS

2008 — Selected by the Chicago White Sox organization in the 25th round of the First-Year Player Draft; did not sign.

2009 — Selected by the Chicago White Sox organization in the 44th round of the First-Year Player Draft. **2014** — Claimed off waivers by the Oakland Athletics, November 4.

VS. THE AMERICAN LEAGUE

2014	CAREER													
ERA	W	L	S	G	IP	ER	vs. TEAM	ERA	W	L	S	G	IP	ER
18.00	0	0	0	1	1.0	2	Detroit	18.00	0	0	0	1	1.0	2
0.00	0	0	0	1	1.2	0	Houston	0.00	0	0	0	1	1.2	0
0.00	0	0	0	1	0.2	0	Kansas City	0.00	0	0	0	1	0.2	0
18.00	0	0	0	2	2.0	4	Minnesota	18.00	0	0	0	2	2.0	4

BALLPARK BREAKDOWN

	ERA	W	L	S	G	IP	ER
Comerica Park	18.00	0	0	0	1	1.0	2
Target Field	9.00	0	0	0	1	1.0	1
U.S. Cellular Field	8.10	0	0	0	3	3.1	3

FIELDING STATISTICS

Pitcher

Year	Pct.	G	PO	A	E	TC	DP
2014	1.000	5	0	2	0	2	0
Totals	1.000	5	0	2	0	2	0

THOMPSON'S CAREER BESTS

Low Hit Complete Game: None
Innings Pitched: 1.2, July 20, 2014 vs. Houston
Strikeouts: 2, July 20, 2014 vs. Houston
Pitches: 32, August 3, 2014 vs. Minnesota
Longest Winning Streak: None
Longest Losing Streak: None
Longest Scoreless Streak: 2.1, July 20-22, 2014

MONTHLY BREAKDOWN

2014	CAREER													
ERA	W	L	S	G	IP	ER	by MONTH	ERA	W	L	S	G	IP	ER
6.23	0	0	0	4	4.1	3	July	6.23	0	0	0	4	4.1	3
27.00	0	0	0	1	1.0	3	August	27.00	0	0	0	1	1.0	3

PITCHING BREAKDOWN

2014	CAREER													
ERA	W	L	S	G	IP	ER	by CATEGORY	ERA	W	L	S	G	IP	ER
8.10	0	0	0	3	3.1	3	Home	8.10	0	0	0	3	3.1	3
13.50	0	0	0	2	2.0	3	Away	13.50	0	0	0	2	2.0	3
10.13	0	0	0	2	2.2	3	Day	10.13	0	0	0	2	2.2	3
10.13	0	0	0	3	2.2	3	Night	10.13	0	0	0	3	2.2	3
—	0	0	0	0	0.0	0	Pre-ASG	—	0	0	0	0	0.0	0
10.13	0	0	0	5	5.1	6	Post-ASG	10.13	0	0	0	5	5.1	6
—	0	0	0	0	0.0	0	Starter	—	0	0	0	0	0.0	0
10.13	0	0	0	5	5.1	6	Reliever	10.13	0	0	0	5	5.1	6

INFIELDER**Height/Weight:** 6-2 / 220**Bats/Throws:** Right / Right**Birthdate:** September 19, 1984**Opening Day Age:** 30**Birthplace/Resides:** Miami, Florida / Boca Raton, Florida**Major League Service:** 3 years, 118 days**Obtained:** Claimed off waivers from Toronto, August 3, 2015**Contract Status:** First year of a one-year contract through 2015**CAREER HIGHLIGHTS**

Is a .262 career hitter with 37 home runs and 186 RBI in 421 games in five seasons with Minnesota (2010-12), Boston (2012), Baltimore (2013), Kansas City (2014) and Toronto (2014)...made his major League debut in 2010 and was named to the Topps Major League Rookie All-Star Team and *Baseball America's* All-Rookie Team after batting .311 with seven home runs and 40 RBI in 85 games...over his career has posted a .327 average with a .870 OPS against left-handed pitchers as opposed to .226 with a .615 OPS against righties.

2014 HIGHLIGHTS

Hit .240 after joining Toronto...14 of his 37 hits with the Blue Jays went for extra bases (11 doubles, one trip, two home runs)...hit .321 with an .835 OPS against left-handed pitching, with eight doubles, one triple and two home runs in 112 at bats...in home games, hit .301/.351/.407/.757 in 123 at bats...on the road, hit just .220/.247/.340/.587 in 141 at bats...had two season-high seven game hit streaks, the second of which lasted from Sept. 8-15...his stolen base Sept. 27 against Baltimore was his first since May 8, 2011 at Boston...snapped a 0-for-16 streak with a bases loaded two-run double Sept. 20 at New York (AL).

CAREER

2013—Had four stints with the Orioles...batted .371 with a .639 slugging percentage against left-handed pitchers...led the American League in batting average against lefties while ranking third in slugging percentage (min. 100 PA)...had nine multiple-hit games in an 11-game stretch Aug. 4-Sept. 11...homered in back-to-back games May 24-25 at Toronto, the fourth time he's done that in his career.

2012—Hit .198 with two home runs and 17 RBI in 34 games with Minnesota before he was traded to Boston Aug. 5...batted .143 with a home run and four RBI in 10 games with the Red Sox...combined for a .188 average in 44 games overall

2011—Set career-highs in games (154), hits (139), doubles (28), home runs (15) and RBI (72)...posted 134 hits as a third baseman, which tied for second in the majors behind the Cubs' Aramis Ramirez (169).

2010—Named to the Topps Major League Rookie All-Star Team and *Baseball America's* All-Rookie Team...finished third in the American League Rookie of the Year voting behind Texas' Neftali Feliz and Detroit's Austin Jackson...was the recipient of the Bill Boni Award for the Twins Most Outstanding Rookie, voted on by the Twin Cities chapter of the BBWAA...made his Major League debut and singled off Felix Hernandez in his first career plate appearance on June 3 vs. Seattle...became first player in Twins history to hit a grand slam for first career homer (off Greinke), adding his first career four-hit game, a career-high four rbi and a career-high four runs scored, July 26 at Kansas City...had 14 hits in 19 at-bats, with eight RBI and six runs scored in a four-game stretch, July 24-27...also collected 10 hits in 16 at-bats, Aug. 31-Sept. 3.

2009—Split his season between Double-A New Britain and Triple-A Rochester and batted a combined .285 with 14 home runs and 70 RBI in 128 games.

2008—Played for both Single-A Fort Myers and Double-A New Britain and hit .311 with 15 home runs and 76 RBI in 129 games.

2007—Batted .297 with 17 home runs and 66 RBI in 127 games with the Twins Single-A affiliates at Beloit and Fort Myers.

2006—Made his professional debut with Elizabethton and batted .311 with eight home runs and 29 RBI in 48 games.

PERSONAL/MISCELLANEOUS

Daniel Paul Valencia...during his time at Spanish River High School, earned three-time first-team All-Palm honours...named team MVP, first-team All-County, and second-team All-State as a senior; Offensive Player of the Year, first-team All-County, and second team All-State as a junior; and team MVP and first-team All-Palm Beach County honours as a sophomore...named Freshman of the Year by the Southern Conference Sports Media Association and second-team All-Southern Conference selection while at UNC-Greensboro after hitting .338 with eight home runs, 36 RBI and 39 runs scored in 55 games...transferred to the University of Miami...named to the All-Regional team as a sophomore in 2005 after batting .300 with six home runs, 15 doubles, 63 RBI and 39 runs scored in 60 games (56 starts at first base and two starts at third base)...batted .324 with nine home runs and 61 RBI as a junior.

LIFETIME PLAYING RECORD

Year	Club	AVG.	G	AB	R	H	2B	3B	HR	RBI	SH	SF	HP	BB	SO	SB	CS	SLG	OBP	E
2006	Elizabethton	.311	48	190	30	59	13	0	8	29	0	3	3	15	34	0	2	.505	.365	0
2007	Beloit	.302	66	242	44	73	15	0	11	35	1	0	0	28	54	3	3	.500	.374	7
	Fort Myers	.291	61	230	28	67	8	2	6	31	0	4	0	16	48	1	0	.422	.332	14
2008	Fort Myers	.336	60	220	35	74	19	3	5	44	0	4	0	27	43	2	2	.518	.402	6
	New Britain	.289	69	266	40	77	18	2	10	32	0	2	1	18	70	2	1	.485	.334	8
2009	New Britain	.284	57	218	44	62	14	4	7	29	0	2	1	31	40	0	2	.482	.373	8
	Rochester	.286	71	269	35	77	24	0	7	41	0	4	1	8	37	0	2	.454	.305	12
2010	Rochester	.292	49	185	22	54	15	0	0	24	0	1	2	14	34	2	0	.373	.347	4
	MINNESOTA	.311	85	299	30	93	18	1	7	40	0	3	0	20	46	2	0	.448	.351	6
2011	MINNESOTA	.246	154	564	63	139	28	2	15	72	0	4	0	40	102	2	6	.383	.294	18
2012	Rochester	.250	69	268	30	67	17	1	7	37	0	1	0	15	40	1	2	.399	.289	7
	MINNESOTA	.198	34	126	13	25	6	1	2	17	0	3	0	3	32	0	1	.310	.212	4
	Pawtucket	.306	13	49	3	15	3	0	1	8	0	0	1	3	12	0	2	.429	.358	3
	BOSTON	.143	10	28	1	4	0	0	1	4	0	1	0	0	6	0	0	.250	.138	0
2013	Norfolk	.286	65	262	40	75	20	1	14	51	0	3	0	17	48	1	1	.531	.326	1
	BALTIMORE	.304	52	161	20	49	14	1	8	23	0	1	0	8	33	0	2	.553	.335	0
2014	Omaha	.273	3	11	2	3	0	0	1	1	0	0	0	3	1	1	0	.545	.429	0
	KANSAS CITY	.282	36	110	8	31	5	0	2	11	0	1	1	7	27	0	0	.382	.328	2
	TORONTO	.240	50	154	12	37	11	1	2	19	0	3	1	7	35	1	1	.364	.273	3
ML Totals		.262	421	1442	147	378	82	6	37	186	0	16	2	85	281	5	10	.404	.301	33

CAREER TRANSACTIONS

2006 — Selected by the Minnesota Twins organization in the 19th round of the First-Year Player Draft. **2012** — Traded to the Boston Red Sox for outfielder Jeremias Pineda, August 5. Traded to the Baltimore Orioles for cash considerations, November 28. **2013** — Traded to the Kansas City Royals for outfielder David Lough, December 18. **2014** — On the disabled list, June 1 to 22; included rehabilitation assignment to Omaha, June 17 to 22. Traded to the Toronto Blue Jays for catcher Erik Kratz and pitcher Liam Hendriks, July 28. **2015** — Claimed off waivers by the Oakland Athletics, August 3.

DIVISION SERIES RECORD

Year	Club/Opp.	AVG.	G	AB	R	H	2B	3B	HR	RBI	SH	SF	HP	BB	SO	SB	CS	SLG	OBP	E
2010	MIN vs. NYY	.222	3	9	1	2	1	0	0	2	0	1	0	1	3	0	0	.333	.273	0

VS. THE AMERICAN LEAGUE

2014		CAREER									
AVG.	AB	H	HR	RBI	vs. TEAM	AVG.	AB	H	HR	RBI	
.161	31	5	0	3	Baltimore	.250	92	23	2	11	
.227	22	5	1	5	Boston	.297	101	30	4	16	
.348	23	8	0	4	Chicago	.285	144	41	2	20	
.300	10	3	1	1	Cleveland	.211	109	23	4	16	
.500	16	8	0	1	Detroit	.333	111	37	3	17	
.429	14	6	1	1	Houston	.364	22	8	2	2	
—	0	0	0	0	Kansas City	.284	116	33	1	16	
.267	15	4	0	1	Los Angeles	.263	95	25	2	9	
1.000	1	1	0	1	Minnesota	1.000	1	1	0	1	
.143	21	3	0	2	New York	.253	91	23	3	11	
—	0	0	0	0	Oakland	.350	60	21	2	8	
.231	26	6	0	3	Seattle	.179	95	17	1	9	
.135	37	5	1	3	Tampa Bay	.220	132	29	2	12	
—	0	0	0	0	Texas	.242	66	16	0	4	
.000	12	0	0	0	Toronto	.134	82	11	3	10	

VS. THE NATIONAL LEAGUE

2014		CAREER									
AVG.	AB	H	HR	RBI	vs. TEAM	AVG.	AB	H	HR	RBI	
—	0	0	0	0	Arizona	.333	12	4	2	4	
—	0	0	0	0	Atlanta	.000	2	0	0	0	
.333	12	4	0	3	Chicago	.333	12	4	0	3	
—	0	0	0	0	Cincinnati	—	0	0	0	0	
.333	3	1	0	0	Colorado	.500	12	6	0	1	
.750	4	3	0	0	Los Angeles	.400	15	6	0	0	
—	0	0	0	0	Miami	—	0	0	0	0	
.333	6	2	0	0	Milwaukee	.333	33	11	2	9	
—	0	0	0	0	New York	.333	3	1	0	0	
—	0	0	0	0	Philadelphia	.000	4	0	0	0	
—	0	0	0	0	Pittsburgh	—	0	0	0	0	
.364	11	4	0	2	San Diego	.333	18	6	2	6	
—	0	0	0	0	San Francisco	.154	13	2	0	1	
—	0	0	0	0	St. Louis	—	0	0	0	0	
—	0	0	0	0	Washington	.000	1	0	0	0	

MONTHLY BREAKDOWN

2014		CAREER									
AVG.	AB	H	HR	RBI	by MONTH	AVG.	AB	H	HR	RBI	
.286	14	4	1	1	April	.238	181	43	4	24	
.236	55	13	0	6	May	.210	205	43	5	24	
.462	13	6	0	1	June	.250	184	46	5	16	
.294	34	10	1	3	July	.318	223	71	6	38	
.290	69	20	1	6	August	.294	303	89	7	30	
.190	79	15	1	13	September	.260	331	86	10	54	
—	0	0	0	0	October	.000	15	0	0	0	

BATTING BREAKDOWN

2014		CAREER									
AVG.	AB	H	HR	RBI	by CATEGORY	AVG.	AB	H	HR	RBI	
.301	123	37	1	17	Home	.301	688	207	21	93	
.220	141	31	3	13	Away	.227	754	171	16	93	
.264	87	23	0	4	Day	.247	470	116	10	44	
.254	177	45	4	26	Night	.270	972	262	27	142	
.293	99	29	2	10	Pre-ASG	.244	640	156	17	78	
.236	165	39	2	20	Post-ASG	.277	802	222	20	108	
.321	112	36	2	15	vs. LHP	.327	510	167	14	78	
.211	152	32	2	15	vs. RHP	.226	932	211	23	108	
.254	67	17	1	26	RISP	.269	361	97	11	150	
.286	7	2	0	8	Bases Loaded	.395	38	15	2	39	
.083	12	1	1	3	Pinch Hitter	.148	27	4	1	5	
.000	9	0	0	0	Designated Hitter	.281	171	48	9	25	

BALLPARK BREAKDOWN

	AVG.	AB	H	HR	RBI
Angel Stadium	.250	40	10	1	4
AT&T Park	.154	13	2	0	1
Camden Yards	.349	126	44	4	17
Chase Field	.333	12	4	2	4
Citi Field	.333	3	1	0	0
Citizens Bank Park	.000	4	0	0	0
Comerica Park	.191	47	9	2	9
Fenway Park	.243	70	17	2	10
Globe Life Park	.237	38	9	0	3
Kauffman Stadium	.308	107	33	1	17
Miller Park	.250	20	5	1	3
Minute Maid Park	.364	22	8	2	2
Nationals Park	.000	1	0	0	0
O.co Coliseum	.250	28	7	0	2
PETCO Park	.364	11	4	0	2
Progressive Field	.228	57	13	1	6
Rogers Centre	.228	127	29	4	22
Safeco Field	.140	43	6	0	3
Target Field	.293	482	141	15	63
Tropicana Field	.154	78	12	1	6
U.S. Cellular Field	.215	65	14	0	5
Yankee Stadium	.208	48	10	1	7

FIELDING STATISTICS

First Base								
YEAR	PCT.	G	PO	A	E	TC	DP	
2014	.987	20	71	5	1	77	3	
Totals	.987	20	71	5	1	77	3	

Second Base								
YEAR	PCT.	G	PO	A	E	TC	DP	
2014	1.000	6	5	6	0	11	0	
Totals	1.000	6	5	6	0	11	0	

Third Base								
YEAR	PCT.	G	PO	A	E	TC	DP	
2010	.973	81	46	171	6	223	14	
2011	.949	147	73	260	18	351	20	
2012	.965	44	26	83	4	113	9	
2013	1.000	26	2	2	0	4	1	
2014	.974	66	35	113	4	152	10	
Totals	.962	344	182	629	32	843	54	

VALENCIA'S CAREER BESTS

Hits: 4 (three times), last: September 11, 2013 vs. New York (AL)

Home Runs: 2, September 25, 2010 at Detroit

Runs Batted In: 5, September 25, 2010 at Detroit

Stolen Bases: 1 (five times), last: September 27, 2014 vs. Baltimore

Hitting Streak: 11, July 18-27, 2011

Hitless Streak (At Bats): 28, May 1-July 28, 2012

Game Ending RBI: 4, July 19, 2011 vs. Cleveland (single); May 28, 2011 vs. Los Angeles-AL (single); April 12, 2011 vs. Kansas City (single); September 1, 2010 vs. Detroit (single).

Grand Slams: 2, September 25, 2010 at Detroit (Jeremy Bonderman); July 26, 2010 at Kansas City (Zack Greinke).

Pinch-Hit Home Runs: 1, August 27, 2014 vs. Boston (Junichi Tazawa).

Inside-The-Park Home Runs: None.

Lead Off Home Runs: None.

**SWITCH-HANDED PITCHER****Height/Weight:** 6-1 / 180**Bats/Throws:** Switch / Switch**Birthdate:** June 30, 1985**Opening Day Age:** 29**Birthplace/Resides:** Omaha, Nebraska / Omaha, Nebraska**Major League Service:** None**Obtained:** Signed to a minor league contract, November 18, 2014**Contract Status:** First year of a one-year contract through 2015**NON-ROSTER INVITEE****CAREER HIGHLIGHTS**

The ambidextrous pitcher was drafted by New York (AL) in the 20th round of the 2008 First-Year Player Draft and spent seven seasons in the Yankees farm system before signing a minor league deal with the A's following the 2014 season...is 17-22 with 52 saves and a 2.46 ERA in 242 career appearances...has 431 strikeouts in 384.2 innings (10.08 per nine innings)...pitched for Italy in the 2013 World Baseball Classic...missed most of the 2012 season with a shoulder injury...converted all 23 of his save opportunities in his first professional season in 2008.

2014 HIGHLIGHTS

Began the season at Double-A Trenton and went 0-1 with a save and a 0.82 ERA in 15 relief appearances before he was promoted to Scranton/Wilkes-Barre May 17...went 2-5 with a 3.36 ERA in 26 games, including two starts, with the Yankees Triple-A affiliate...combined for a 2-6 record and a 2.64 ERA in 41 games overall...struck out 83 batters in 78.1 innings for an average of 9.54 strikeouts per nine innings...allowed a .222 opponents batting average, including .206 (20-for-97) against left-handed pitching compared to .230 (45-for-196) against right-handers...surrendered five of his six home runs to righties...left-handers had just three extra base hits (two doubles) for a .258 slugging percentage...opponents went 0-for-17 with runners in scoring position at Trenton and hit .186 overall in that situation...including .154 with RISP and two outs...yielded a .250 batting average and four of his six home runs with the bases empty, .188 with runners on base...allowed 3-of-19 (15.8%) inherited runners to score...compiled a 1.74 ERA in nine games during the day, 2.97 in 32 night games...had a 0.50 ERA over the first five innings a game compared to 3.28 from the sixth inning on...tossed at least one inning in 38 of his 41 appearances, including two or more 25 times.

MINORS: Recorded his lone save May 8 against Reading after retiring the side in order in the ninth inning...it was his first save since 2010...had a season-best 10.2-inning scoreless streak from May 14 to 30...was promoted to Scranton/Wilkes-Barre May 17 and struck out all five batters he faced in his first game the next day at Pawtucket...the strikeouts were a season high...tossed 3.0 scoreless innings May 27 at Louisville, his longest outing as a reliever in 2014...it was his first of six three-inning performances as a reliever...did not allow an earned run in 11 games and 17.2 innings in the month of May...had an 18.0-inning streak without an earned run from April 29 to May 30...logged a 0.85 ERA over his first 20 appearances through June 3...then allowed a season-high five runs on a season-high six hits in 1.1 innings June 5 against Norfolk and was charged with the blown save and loss...compiled a 3.86 ERA over his final 21 appearances...matched his season high with five strikeouts July 1 against Lehigh Valley...made his first start of the season July 24 at Gwinnett and tossed a season-high 4.0 scoreless innings (5 h, 2 so)...had a no decision in the RailRiders 3-1 win...it was his first start above rookie level...finished July with a 1.76 ERA in eight appearances...made his second start Aug. 13 against Louisville and did not allow a hit in 3.0 innings (1 r, 1 er, 3 bb, 3 so)...the three walks were a season-high.

CAREER

2013—Began the season on the disabled list after having surgery to repair his right labrum...started a nine-game rehab assignment with the Yankees two affiliates in the Gulf Coast Rookie League and was a combined 0-1 with a 3.65 ERA before he was reinstated from the DL Aug. 3 and assigned to Tampa...went 0-1 with a 1.80 ERA in four relief appearances with New York's Florida State League club be-

fore he was moved up to Double-A Trenton Aug. 13...compiled a 1-2 record and a 3.97 ERA in eight relief appearances and was 1-4 with a 3.45 ERA in 21 games, including six starts, overall...struck out 30 batters in 28.2 innings and surrendered just one home run...allowed a .248 opponents batting average, including .229 against left-handed hitters compared to .257 with his lone home run against right-handers...yielded a .278 batting average and his only home run with the bases empty, .218 with runners on...opponents hit .216 with runners in scoring position, including .176 with RISP and two outs...made three postseason appearances (3.2 ip, 3 h, 2 r, 2 er, 3 bb, 4 so) and helped Trenton win the Eastern League Championship by pitching 1.2 scoreless and hitless innings in the clinching game Sept. 12 at Harrisburg...then made 10 relief appearances with Mochis of the Mexican Pacific Winter League, going 1-0 with a 4.82 ERA...prior to the season, made four relief appearances for Italy in the World Baseball Classic, going 0-1 with a 9.00 ERA...made scoreless appearances against Canada, USA and Puerto Rico.

2012—Missed nearly the entire season after going on the disabled list April 30 with a right shoulder strain...made seven relief appearances with Triple-A Scranton/Wilkes-Barre and was 1-1 with a 2.77 ERA...allowed a .234 opponents batting average, including .176 against left-handed hitters compared to .267 against right-handers...yielded a .125 average with runners in scoring position...allowed four runs in 2.0 innings in his first outing April 6 at Lehigh Valley...did not allow a run over his final six outings and 11.0 innings...made his final appearance April 29 against Lehigh Valley (3.0 ip, 3 h, 3 so).

2011—Spent the entire season with Double-A Trenton and went 3-7 with a 3.40 ERA in 15 relief appearances...struck out 88 batters in a career-high 90.0 innings...allowed a .244 opponents batting average, including .213 against left-handed hitters compared to .266 against right-handers...opponents hit .227 with runners in scoring position...allowed 11-of-29 (37.9%) inherited runners to score...compiled a 5.88 ERA in 14 day games, a 2.39 ERA in 37 night games...had a 10-game, 21.0-inning scoreless streak from May 5 to June 3...tossed a season-high 4.1 scoreless innings of relief in the second game of a May 28 doubleheader at Portland...posted a 1.57 ERA in 11 appearances in the month of May...had a 2.79 ERA and .226 opponents batting average over his first 50 games...then allowed seven runs on 10 hits in 3.0 innings in his final outing of the year Sept. 4 at New Britain, upping his ERA to 3.40 and his opponents average to .244...following the season, made 32 relief appearances for Mexicali of the Mexican Pacific Winter League and went 3-1 with a 2.34 ERA...owned the second highest strikeout per nine inning ratio (9.78) in the league and tied for the second lowest walks per nine inning ratio (1.49)

2010—Combined to go 5-2 with six saves and a 1.93 ERA in 43 relief appearances with Single-A Tampa and Double-A Trenton...struck out a career-high 89 batters in 74.2 innings, an average of 10.73 per nine innings...spent the majority of the season with Tampa, where he went 4-1 with a 1.73 ERA in 41 games...allowed the fewest base runners per nine innings in the Florida State League (8.05), ranked second with a .187 opponents average and fourth with a strikeout per nine inning ratio of 10.53...surrendered just one earned run combined in June and July for a 0.30 ERA (29.2 ip, 16 h, 4 bb, 37 strikeouts), including 15.2 scoreless innings in eight games in June...had a 17.0-inning scoreless streak from June 5 to July 5...was promoted to Trenton Sept. 1 and went 1-1 in two regular season relief appearances, allowing two earned runs in 2.0 innings...also made four postseason appearances for the Thunder (2.2 ip, 2 bb, 4 so).

2009—Combined to go 4-2 with 22 saves and a 1.87 ERA in 49 relief appearances with Single-A Charleston and Tampa...tied for the lead in the Yankees farm system in saves...recorded 87 strikeouts and only 11 walks in 67.1 innings for a strikeout-to-walk ratio of 7.91...surrendered just two home runs...led the RiverDogs with 20 saves and was named to the South Atlantic League's Midseason All-Star team before being promoted to Tampa June 27... went 2-0 with two saves and a 2.21 ERA in 21 outings with Tampa...made five postseason relief appearances for the Florida State League champions, going 1-0 with a 1.69 ERA...appeared in seven games for Zulia of the Venezuelan Winter League and went 1-0 with a 4.82 ERA.

2008—Went 1-0 with a 0.83 ERA in 30 relief appearances with short-season Single-A Staten Island, converting all 23 save opportunities...led the league in saves and was second in appearances...had the most saves among short-season relievers...ranked second among Yankees farmhands in saves... was named to the New York-Penn League Midseason All-Star team...held opponents to a .117 batting average, with left-handed hitters batting .089...allowed an earned run in just 2-of-30 outings...held opponents hitless in 21 of his 30 appearances...did not allow an earned run over his final 17 regular

season games (19.1 ip)...made one postseason appearance (1.0 ip, 1 h)...was named MiLB's "Best Short-Season Reliever of the Year" at the close of the season.

PERSONAL/MISCELLANEOUS

Patrick M. Venditte...the ambidextrous pitcher uses a six-finger glove with two thumb holes...is a natural right-hander, but has thrown with both arms since the age of three...caused the Professional Baseball Umpire Corporation (PBUK) to create a new rule regarding ambidextrous pitchers on July 2, 2008, that stated that a "pitcher must visually indicate to the umpire, batter and runner(s) which way he will begin pitching to the batter"...attended Creighton University, where he majored in marketing...went 9-3 with seven saves and a 3.34 ERA in 37 games, including one start, during his senior year in 2008...earned All-America honors from *Baseball America* and Collegiate Baseball in 2007...was also named the MVC Tournament "Most Outstanding Player" and Collegiate Baseball's national "Player of the Week" after leading Creighton to its first-ever tournament title...attended Central High School (Neb.) and was named second-team All-Nebraska, team MVP and a Lincoln Journal Star Academic All-Star during his senior year.

LIFETIME PITCHING RECORD

Year	Club	W	L	ERA	G	GS	CG	SHO	SV	IP	H	R	ER	HR	HB	BB	IBB	SO	WP	BK
2008	Staten Island	1	0	0.83	30	0	0	0	23	32.2	13	5	3	2	0	10	1	42	1	0
2009	Charleston	2	2	1.47	28	0	0	0	20	30.2	24	8	5	1	0	2	0	40	0	0
	Tampa	2	0	2.21	21	0	0	0	2	36.2	37	11	9	1	0	9	1	47	0	0
2010	Tampa	4	1	1.73	41	0	0	0	6	72.2	49	17	14	2	2	14	1	85	0	0
	Trenton	1	1	9.00	2	0	0	0	0	2.0	4	2	2	0	0	1	0	4	0	0
2011	Trenton	3	7	3.40	51	0	0	0	0	90.0	80	37	34	7	3	31	0	88	5	1
2012	Scranton/Wilkes-Barre	1	1	2.77	7	0	0	0	0	13.0	11	4	4	1	1	6	1	12	0	0
2013	GCL Yankees1	0	1	4.50	5	4	0	0	0	6.0	9	5	3	0	0	1	0	5	1	0
	GCL Yankees2	0	0	2.84	4	2	0	0	0	6.1	3	2	2	0	0	0	0	8	0	0
	Tampa	0	1	1.80	4	0	0	0	0	5.0	2	1	1	0	1	4	0	4	1	0
2014	Trenton	1	2	3.97	8	0	0	0	0	11.1	13	5	5	1	0	3	1	13	1	1
	Scranton/Wilkes-Barre	0	1	0.82	15	0	0	0	1	22.0	11	3	2	2	0	5	0	30	0	0
Minor League Totals		17	22	2.46	242	8	0	0	52	384.2	310	121	105	21	8	103	5	431	12	4

CAREER TRANSACTIONS

2007 — Selected by the New York Yankees organization in the 45th round of the First-Year Player Draft; did not sign.
2008 — Selected by the New York Yankees organization in the 20th round of the First-Year Player Draft. **2014** — Elected free agency, November 3; signed by the Oakland Athletics to a minor league contract, November 18.

WORLD BASEBALL CLASSIC RECORD

Year	Club	W	L	ERA	G	GS	CG	SHO	SV	IP	H	R	ER	HR	HB	BB	IBB	SO	WP	BK
2013	Italy	0	1	9.00	4	0	0	0	0	3.0	6	3	3	0	1	0	0	0	-	-

MILESTONE HOME RUNS

Franchise

1	Lave Cross	Apr. 30, 1901
1,000	Mickey Cochrane	May 15, 1927
2,000	Jimmie Foxx	June 21, 1935
3,000	Sam Chapman	Sept. 30, 1949
4,000	Hector Lopez	Aug. 17, 1958
5,000	Jim Nash	May 22, 1968
6,000	Gene Tenace	May 25, 1975
7,000	Carney Lansford	July 3, 1983
8,000	Jose Canseco	Sept. 2, 1989
9,000	Mark McGwire	May 28, 1996
10,000	Miguel Tejada	Apr. 14, 2001
11,000	Bobby Kielty	June 15, 2006
12,000	Brandon Moss	June 5, 2013

Oakland

1	Reggie Jackson	Apr. 10, 1968
1,000	Claudell Washington	May 6, 1975
2,000	Rickey Henderson	June 5, 1983
3,000	Dave Parker	Aug. 13, 1989
4,000	Jason Giambi	May 17, 1996
5,000	Jason Giambi	Sept. 24, 2000
6,000	Bobby Crosby	May 31, 2006
7,000	Brandon Moss	May 13, 2013

**LEFT-HANDED PITCHER****Height/Weight:** 6-0 / 199**Bats/Throws:** Left / Left**Birthdate:** April 10, 1987**Opening Day Age:** 27**Birthplace/Resides:** Pasadena, California / Baton Rouge, Louisiana**Major League Service:** 4 days**Obtained:** Signed to a minor league contract, November 19, 2014**Contract Status:** First year of a one-year contract through 2015**NON-ROSTER INVITEE****CAREER HIGHLIGHTS**

Has made one Major League appearance, a start and loss with Kansas City in 2012...is 45-18 with a 3.56 ERA in 169 games, including 75 starts, in seven professional seasons in the Giants (2008-11), Royals (2012-14) and Red Sox (2014) organizations...has 558 strikeouts in 531.0 innings (9.46 per nine innings)...was named to the Pacific Coast League Postseason All-Star Team in 2012 after going 12-4 with a 3.75 ERA in 27 games, 24 starts, with Omaha...had made 75 relief appearances and one start over his first three seasons from 2008-10...then went 4-1 with a 2.45 ERA in seven starts for Scottsdale in the Arizona Fall League following the 2010 season...has 74 minor league starts and 19 relief appearances over the last four seasons.

2014 HIGHLIGHTS

Began the season on the disabled list recovering from hernia surgery...was reinstated May 17 and went 5-2 with a 4.24 ERA in nine starts for Triple-A Omaha in the Kansas City organization before he was traded to the Boston organization July 16 for cash...was assigned to Triple-A Pawtucket where he went 2-1 with two saves and a 3.45 ERA in 10 games, including three starts...combined for a 7-3 record and a 3.48 ERA in 19 games overall...allowed a .233 opponents batting average, including .203 (13-for-64) against left-handed hitters compared to .242 (51-for-211) against right-handers...surrendered seven of his eight home runs to righties...yielded a .296 average with runners in scoring position...compiled a 2.25 ERA in the first inning but combined for a 7.33 ERA in the second and third inning...allowed 1-of-2 (50.0%) inherited runners to score...his teams were 7-5 (.583) in his starting assignments.

MINORS: Began the season on the Omaha disabled list as he continued his recovery from Dec. 19, 2013 surgery to repair a hernia...was reinstated May 17 and took the loss in his first start May 21 at Nashville in the second game of a doubleheader (1.2 ip, 4 h, 5 r, 5 er, 3 bb, 0 so)...then won each of his next four starts from May 29 to June 14...compiled a 0.77 ERA and .154 opponents average during the winning streak...had a 16.2-inning scoreless streak from June 3 to 21...was named Pacific Coast League Pitcher of the Week for the week of June 9-15...won each of his two starts that week, tossing 6.0 scoreless innings June 9 at Sacramento (1 h, 1 bb, 6 so) and a season-high 6.2 scoreless innings in the second game of a June 14 doubleheader at Fresno (4 h, 0 bb, 9 so)...his nine strikeouts against Fresno were a season high...allowed a season-high seven runs, a season-high three home runs and a season-high tying three walks in 5.2 innings June 21 against El Paso and took the loss...went 1-1 with a 6.23 ERA over his final four starts with Omaha...was traded to Boston July 16 for cash considerations and made each of his first three appearances with Pawtucket in relief (8.0 ip, 3 h, 2 r, 11 so)...then started Aug. 3 against Columbus and took the loss (3.2 ip, 3 h, 3 r, 3 er, 2 bb, 6 so)...recorded the save in back-to-back outings Aug. 7 and 9 at Charlotte, his first saves since 2010...then went 1-0 with a 4.80 ERA over his final four games, including two starts...had his longest relief appearance of the season Aug. 23 at Buffalo when he pitched 4.1 innings but he allowed a season-high seven hits in that contest...did not allow a run in three postseason appearances for Pawtucket (0.2 ip, 1 h, 2 bb, 2 so).

CAREER

2013—Combined for a 5-4 record and a 4.16 ERA in 22 games, including 13 starts, with Triple-A Omaha, Double-A Northwest Arkansas and the Royals affiliate in the Arizona Rookie League...his rookie league assignment came while on the Omaha disabled list with a left forearm strain...allowed a .264 batting average, including .239 against right-handed hitters compared to .316 against left-handers...yielded

six home runs in 98 at bats against lefties, four in 197 at bats against righties...opponents hit .238 with runners in scoring position...was 3-3 with a 4.13 ERA in his 13 starting assignments compared to 2-1 with a 4.35 ERA in nine relief appearances...stranded all three of his inherited runners...compiled a 6.23 ERA in the first inning...was 2-1 with a 3.44 ERA in six starts during the day, 3-3 with a 4.75 ERA in 16 games at night...began the season in the starting rotation at Omaha...struck out a season-high six batters April 11 at Albuquerque...pitched 7.0 scoreless innings April 23 at Nashville for his first win (5 h, 0 bb, 3 so)...tossed a season-high 7.1 innings May 12 at Colorado Springs...was 2-3 with a 4.71 ERA in 11 starts when he was placed on the disabled list June 17 with a left forearm strain...was assigned to the Royals affiliate in the Arizona Rookie League July 26 and made five relief appearances without allowing an earned run (5.2 ip, 3 r) before he was reinstated from the DL and sent back to Omaha Aug. 8...made three relief appearances (3.2 ip, 4 h, 6 r, 5 er, 4 bb, 1 so, 12.27 ERA) before he was transferred to Northwest Arkansas Aug. 20...did not allow a run in three games, including two starts, with the Naturals (9.0 ip, 5 h, 8 so) before he was transferred back to Omaha Sept. 3 for the playoffs...made one postseason appearance for the Storm Chasers in relief (1.2 ip, 2 h, 1 bb, 2 so)...pitched for Hermosillo in the Mexican Pacific Winter League following the season and went 4-1 with a 3.32 ERA in eight starts.

2012—Made his Major League debut with Kansas City and had two stints with the Royals...was recalled for the first time June 5 but did not appear in a game before he was optioned back to Triple-A Omaha June 7...recalled for a second time July 17 and started that day against Seattle...was the losing pitcher in a 9-6 decision (1.2 ip, 8 h, 6 r, 6 er, 2 bb, 2 so) and was optioned back to Omaha the next day...went 12-4 with a 3.75 ERA in 27 games, 24 starts, with the Storm Chasers...was named to the Pacific Coast League Postseason All-Star team...led the league in opponents batting average (.227) and winning percentage (.750), ranked fourth in ERA and tied for fourth in wins...was also a Midseason All-Star...had career highs in wins and innings pitched (136.2)...ranked second in the Royals farm system in wins and seventh in ERA...his opponents batting average included a .214 mark against left-handed hitters compared to .233 against right-handers...yielded a .181 average to batters leading off an inning and .188 with runners in scoring position and two outs...compiled a 1.50 ERA in the first inning...began the season by going 3-0 with a 2.87 ERA over his first six starts...his three relief appearances came over a four-game stretch from June 29 to July 14...won five consecutive starts from Aug. 2 to 23 (1.97 ERA)...was 5-1 with a 3.09 ERA and .229 opponents batting average in six starts in August...went 1-1 with a 6.57 ERA in two postseason starts for the Storm Chasers (12.1 ip, 15 h, 9 r, 9 er, 3 bb, 15 so, 1 hr)...the loss came in a 5-3 decision in Game 2 of the PCL Semifinals against Albuquerque Sept. 6...picked up Omaha's only win of the PCL Championship Series against Reno in a 9-6 victory in Game 2 on Sept. 12.

2011—Spent his final season in the Giants organization at Double-A Richmond where he went 8-6 with a 4.35 ERA in 25 starts...had career highs in starts and strikeouts (133)...ranked third in the Giants farm system and fifth in the Eastern League in strikeouts...also tied for third in the EL in walks (63)...allowed a .241 opponents batting average, including .231 against left-handed hitters compared to .246 against right-handers...yielded 11 of his 14 home runs to righties...went 4-1 with a 2.36 ERA in 11 starts through June 8...then compiled a 4-5 record and a 6.10 ERA over his final 14 starts...was 4-4 with a 6.19 ERA in 10 starts at home, 4-2 with a 3.28 ERA in 15 starts on the road...went 1-1 with a 1.69 ERA in four starts in April...struck out a season-high 10 batters in 6.1 innings May 23 against Erie but took the loss...was named Eastern League Pitcher of the Week for the week of May 31 to June 5...made one start that week and tossed 8.0 shutout innings while matching his season high with 10 strikeouts in a 4-0 win at Bowie on June 2...combined on a three-hitter and yielded two of the hits while walking one...made one postseason appearance for the Flying Squirrels and it came in relief (2.2 ip, 2 h, 2 r, 2 er, 1 bb, 3 so).

2010—Split his season between the Giants Single-A affiliates in Augusta and San Jose...was 4-1 with a save and a 2.25 ERA in 22 relief appearances with the Green Jackets before he was promoted to San Jose June 30...went 4-0 with a 1.47 ERA in 22 games, one start, with the Giants and combined for an 8-1 record and a 1.87 ERA in a career-high 44 appearances overall...struck out 94 batters in 62.2 innings, an average of 13.50 per nine innings...yielded just three home runs for an average of 0.43 per nine innings...allowed a .190 opponents batting average, including .188 against left-handers and .190 against righties...was named the Giants' Minor League Player of the Month for May...tossed 15.1 scoreless innings in nine appearances...struck out 28 and walked just three while holding the opposition to a .192 batting average...had a 19.0-inning scoreless streak from May 5 to June 7...made five postseason ap-

pearances for the California League Champions (4.0 ip, 3 r, 2 er, 2 er, 3 bb, 6 so, 4.50 ERA)...pitched for Scottsdale in the Arizona Fall League following the season and went 4-1 with a 2.45 ERA in seven starts...tied for the AFL lead in wins, ranked fifth in strikeouts (26) and opponents batting average (.241) and eighth in ERA...led the league in walks (16).

2009—Began the season in extended spring training...made two scoreless appearances for the Giants affiliate in the Arizona Rookie League (3.0 ip, 6 so) before he was transferred to Single-A Augusta June 24...went 4-0 with a 1.39 ERA in 21 relief appearances with the Green Jackets and combined for a 1.27 ERA in 23 appearances overall...did not allow a home run in 35.1 innings...struck out 51 for an average of 12.99 per nine innings...allowed a .158 opponents batting average, including .149 against right-handed hitters compared to .171 against left-handers...yielded a .182 average with runners in scoring position, including .125 with RISP and two outs...did not allow a run over his first 13 games and 18.1 innings with the Green Jackets after tossing 2.0 scoreless innings with the AZL Giants.

2008—Made his professional debut with the Giants affiliate in the Arizona Rookie League and went 1-0 with two saves and a 2.08 ERA in eight relief appearances...was promoted to Short Season Single-A Salem Keizer Sept. 1 and made one regular season appearance with the Volcanoes (2.0 ip, 1 h, 1 r, 1 er, 3 so)...had a 2.40 ERA in 15.0 innings overall...recorded his first save Aug. 23 at the Cubs (3.0 ip, 1 h, 1 bb, 3 so) and his first win Aug. 28 against the Mariners (0.1 ip, 2 h, 1 r, 1 er, 1 so)...took the loss in one postseason appearance for Salem-Keizer (1.0 ip, 1 h, 1 r, 1 bb, 2 so).

PERSONAL/MISCELLANEOUS

Ryan Luis Verdugo was originally signed by Giants scout Andrew Jefferson...graduated from Lake Stevens (WA) High School in 2005...won the Sportsmanship Award and Mr. Baseball Award in the state of Washington...recovered from 2005 “Tommy John” surgery to pitch in at Skagit Valley College in Mount Vernon, Wash., in 2007...named Skagit Valley College Male Athlete of the Year that year...attended Louisiana State University, where he made an SEC-best 18 starts in 2008, going 9-4 with a 4.12 ERA.

LIFETIME PITCHING RECORD

Year	Club	W	L	ERA	G	GS	CG	SHO	SV	IP	H	R	ER	HR	HB	BB	IBB	SO	WP	BK
2008	AZL Giants	1	0	2.08	8	0	0	0	2	13.0	9	3	3	0	0	6	0	19	2	0
	Salem-Keizer	0	0	4.50	1	0	0	0	0	2.0	1	1	1	1	0	1	0	3	0	0
2009	AZL Giants	0	0	0.00	2	0	0	0	0	3.0	0	0	0	0	1	0	0	6	0	0
	Augusta	4	0	1.39	21	0	0	0	0	32.1	19	6	5	0	1	19	2	45	4	0
2010	Augusta	4	1	2.25	22	0	0	0	1	32.0	26	8	8	0	0	14	0	50	3	0
	San Jose	4	0	1.47	22	1	0	0	0	30.2	15	5	5	3	0	19	1	44	3	0
2011	Richmond	8	6	4.35	25	25	0	0	0	130.1	115	68	63	14	4	63	1	133	8	0
2012	Omaha	12	4	3.75	27	24	0	0	0	136.2	114	60	57	19	4	67	0	118	5	0
	KANSAS CITY	0	1	32.40	1	1	0	0	0	1.2	8	6	6	1	0	2	0	2	0	0
2013	Omaha	2	3	5.16	14	11	0	0	0	61.0	69	47	35	10	0	31	1	43	1	0
	AZL Royals	2	1	0.00	5	0	0	0	0	5.2	4	3	0	0	0	1	0	7	3	0
	NW Arkansas	1	0	0.00	3	2	0	0	0	9.0	5	0	0	0	0	0	0	8	1	0
2014	Omaha	5	2	4.24	9	9	0	0	0	46.2	38	23	22	6	1	14	0	44	2	0
	Pawtucket	2	1	3.45	10	3	0	0	2	28.2	26	11	11	2	0	11	0	38	2	0
ML Totals		0	1	32.40	1	1	0	0	0	1.2	8	6	6	1	0	2	0	2	0	0
Minor League Totals		45	18	3.56	169	75	0	0	5	531.0	441	235	210	55	11	246	5	558	34	0

CAREER TRANSACTIONS

2005 — Selected by the Philadelphia Phillies organization in the 43rd round of the First-Year Player Draft; did not sign. **2007** — Selected by the San Francisco Giants organization in the 47th round of the First-Year Player Draft; did not sign. **2008** — Selected by the San Francisco Giants organization in the 9th round of the First-Year Player Draft. **2011** — Traded to the Kansas City Royals organization with pitcher Jonathan Sanchez for outfielder Melky Cabrera, November 7. **2014** — Traded to the Boston Red Sox organization for cash considerations, July 16. Elected free agency, November 3; signed by the Oakland Athletics to a minor league contract, November 19.

VS. THE AMERICAN LEAGUE

2014										CAREER					
ERA	W	L	S	G	IP	ER	vs. TEAM	ERA	W	L	S	G	IP	ER	
—	0	0	0	0	0.0	0	Seattle	32.40	0	1	0	1	1.2	6	

MONTHLY BREAKDOWN

2014										CAREER					
ERA	W	L	S	G	IP	ER	by MONTH	ERA	W	L	S	G	IP	ER	
—	0	0	0	0	0.0	0	July	32.40	0	1	0	1	1.2	6	

PITCHING BREAKDOWN

2014										CAREER					
ERA	W	L	S	G	IP	ER	by CATEGORY	ERA	W	L	S	G	IP	ER	
—	0	0	0	0	0.0	0	Home	32.40	0	1	0	1	1.2	6	
—	0	0	0	0	0.0	0	Away	—	0	0	0	0	0.0	0	
—	0	0	0	0	0.0	0	Day	—	0	0	0	0	0.0	0	
—	0	0	0	0	0.0	0	Night	32.40	0	1	0	1	1.2	6	
—	0	0	0	0	0.0	0	Starter	32.40	0	1	0	1	1.2	6	
—	0	0	0	0	0.0	0	Reliever	—	0	0	0	0	0.0	0	
—	0	0	0	0	0.0	0	Pres-ASG	—	0	0	0	0	0.0	0	
—	0	0	0	0	0.0	0	Post-ASG	32.40	0	1	0	1	1.2	6	

BALLPARK BREAKDOWN

	ERA	W	L	S	G	IP	ER
Kauffman Stadium	32.40	0	1	0	1	1.2	6

FIELDING STATISTICS

Pitcher

Year	Pct.	G	PO	A	E	TC	DP
2012	—	1	0	0	0	0	0
Totals	—	1	0	0	0	0	0

VERDUGO'S CAREER BESTS

Low Hit Complete Game: None

Innings Pitched: 1.2, July 17, 2012 vs. Seattle

Strikeouts: 2, July 17, 2012 vs. Seattle

Pitches: 55, July 17, 2012 vs. Seattle

Longest Winning Streak: None

Longest Losing Streak: 1, July 17, 2012 to present

Longest Scoreless Streak: None

**CATCHER****Height/Weight:** 6-0 / 215**Bats/Throws:** Left / Right**Birthdate:** November 1, 1984**Opening Day Age:** 30**Birthplace/Resides:** Visalia, California / Tumwater, Washington**Major League Service:** 1 year, 84 days**Obtained:** Acquired from Tampa Bay for cash considerations, April 5, 2013**Contract Status:** First year of a one-year contract through 2015**CAREER HIGHLIGHTS**

Has spent parts of the last two seasons with Oakland and is a .270 hitter with 13 home runs and 51 RBI in 131 games over that span...went 0-for-25 in 18 games in his Major League debut with Tampa Bay in 2012...was named to the Pacific Coast League Postseason All-Star team in 2013...started all five games at catcher in the 2013 American League Division Series against Detroit...hit a walk-off single to win Game 2 of the ALDS...was originally drafted by the Rays in the 12th round of the 2007 First-Year Player Draft and is a .305 (694-for-2278) career hitter with 60 home runs and 377 RBI in 617 games in eight seasons in the minors...was named Rays Minor League Player of the Year in 2011...led the Florida State League in batting in 2010 (.345) and was a Midseason and Postseason All-Star.

2014 HIGHLIGHTS

Began the season at Triple-A Sacramento but was promoted to Oakland June 1 and spent the remainder of the season with the A's...batted .279 with nine home runs and 35 RBI in 84 games with Oakland...hit .361 with five home runs and 23 RBI over his first 44 games through July 28...then batted .180 with four home runs and 12 RBI over his final 40 contests...started games at five different positions, including 40 at first base, 13 in right field, eight at catcher, five at designated hitter and one in left field...made 61 of his 67 starts against right-handed pitching...batted .291 (67-for-230) against right-handers compared to .205 (8-for-39) against left-handers...four of his eight hits against lefties were for extra bases (two doubles, one triple, one home run)...has made 100 of his 107 starts with the A's over the last two years against right-handers...has a .262 (97-for-370) career average against righties, .203 (12-for-59) against lefties...hit eight of his nine home runs against right-handed pitchers...eight came in night games and seven were hit with two strikes...has hit 10 of his 13 career home runs with two strikes...had a .305 batting average in night games...hit .343 in June and .357 in July but then batted .212 in August and .121 in September...committed two errors, both in his 47 games as a first baseman (.995 fielding percentage)...did not make an error in 15 games behind the plate and tossed out the only two baserunners attempting to steal off him...has thrown out 11-of-31 (35.5%) attempted base stealers in his career...hit .388 in 18 games as an outfielder, .261 with six of his nine home runs in 47 games as a first baseman, .273 in six games as the designated hitter and .242 in 15 contests at catcher...was also 2-for-12 (.167) as a pinch hitter and is now 2-for-24 (.083) in his career...started games at every spot in the order except leadoff...made his most starts batting sixth (24).

OAKLAND: Started in right field June 5 at New York (AL), his first career appearance in right field and his first career start in the outfield (had two games in left field in 2012)...stole the first base of his career June 30 at Detroit...was hitting .306 over his first 11 games through June 16...then batted .415 over a 21-game stretch from June 17 to July 11...became the first player in Oakland history to play catcher, first base and right field in the same game June 22 against Boston...it was his Major League debut at first base...had 68 games in the minors at first (last in 2012)...since 1914, the only other Athletic to do it was Bert Campaneris, who did it Sept. 8, 1965 when he played all nine positions...had a streak of 34 consecutive plate appearances without a strikeout from June 27 to July 6...had a career-high 12-game hitting streak from June 30 through July 12 (19-for-42, 452)...finished June with a .343 batting average and then hit .357 in July...his July batting average ranked sixth best in the American League...made his final start of the season at catcher July 3 against Toronto...made 39 of his final 48 starts after that at first base (also five starts at designated hitter and four starts in right field)...had a career-high tying three RBI July 10 at San Francisco and July 24 against Houston...then had a 0-for-23 streak from July 28 to Aug. 6, which was the second longest hitless streak of his career to his career-opening 0-for-32 streak...

equaled his career high with three hits Aug. 14 at Kansas City...it was his fourth three-hit game of the season and the fifth of his career...struck out three times Aug. 25 at Houston, the first three-strikeout game of his career...batted .212 in August but hit four home runs, a single-month career best...walked twice Sept. 1 against Seattle, the first two-walk game of his career (had his second Sept. 19 against Philadelphia)...sprained his left ankle Sept. 3 against Seattle and missed 11 games from Sept. 4 to 16...went 2-for-28 (.071) with three RBI in 10 games, including seven starts at first base, following his return.

SACRAMENTO: Hit .364 with three home runs and 19 RBI in 21 games with the River Cats...added eight walks for a .412 on-base percentage and slugged .602...his batting average included a .413 (26-for-63) mark with all three of his home runs and 17 of his 19 RBI against right-handed pitching compared to .240 (6-for-25) against left-handers...hit .400 with runners in scoring position, including .500 with RISP and two outs...appeared in 19 games at catcher and one each in left field and at designated hitter...tossed out 10-of-23 (43.5%) attempted base stealers...has thrown out 90-of-247 (36.4%) in his minor league career...batted third in 15 of his 21 games...went 5-for-20 (.250) with three walks and three RBI over his first five games before going on the disabled list April 9 with a strained oblique muscle...was reinstated May 12 and hit .397 with three home runs and 16 RBI in 16 games following his return...had a 10-game hitting streak from May 15 to 27...went 19-for-43 (.442) with 11 runs scored, 11 RBI and seven multiple hit games during the hitting streak...had multiple hit games in each of his final three games from May 29-31 (7-for-14, .500).

CAREER

2013—Was acquired from Tampa Bay April 5 for cash considerations and spent most of the season at Triple-A Sacramento where he was named to the Pacific Coast League Postseason All-Star Team at catcher...also had two stints with the A's and batted .252 with four home runs and 16 RBI in 47 games...made 39 of his 40 starts against right-handed pitching...hit .256 with three of his four home runs, 15 of his 16 RBI and all nine of his walks against right-handed pitchers...was 4-for-18 (.222) against lefties...batted .357 on the road compared to .177 at home...however, hit three of his four home runs in Oakland...had a .350 batting average with runners in scoring position and two outs...all four of his home runs came off a pitcher the first time he faced him in a game...appeared in 44 games, including 40 starts, at catcher and committed just one error for a .997 fielding percentage...tossed out 8-of-28 (28.6%) attempted base stealers...the A's went 27-13 (.675) in his starting assignments behind the plate...went 0-for-4 as a pinch hitter...made 21 starts hitting eighth, 16 hitting ninth and three batting seventh...was recalled from Sacramento for his first stint June 25 and started each of the A's next three games at catcher...had a sacrifice fly in his first at bat as an Athletic June 25 against Cincinnati, his first career RBI...snapped a career-opening 0-for-32 streak with a home run in the fourth inning June 28 against St. Louis off Joe Kelly...the hitless streak was the second longest career-opening hitless streak by a non-pitcher since 1973 (Chris Carter, OAK; 33 in 2010)...was optioned to Sacramento July 4 but returned July 25 when Jaso went on the DL with a concussion and spent the remainder of the season with the A's, batting .262 with three home runs and 14 RBI in 43 games, including 36 starts...started 16 of the A's 22 games at catcher from July 26 to Aug. 14 and tossed out 7-of-15 (.467) attempted base stealers...had his first career multiple hit game July 26 against Los Angeles (AL) when he went 2-for-4 with a home run and two RBI...hit .309 over a 27-game stretch from Aug. 4 to Sept. 14...made his only start against a left-handed pitcher Aug. 12 at Toronto (J.A. Happ)...went 3-for-6 with a home run and three RBI Sept. 11 at Minnesota...the hits and RBI were career highs...started all five games at catcher in the ALDS against Detroit and went 3-for-16 (.188) with seven strikeouts...one of the hits was a "walk-off" RBI single in the bottom of the ninth inning in Game 2, a 1-0 win...it was the eighth walk-off win in Athletics postseason history...according to the Elias Sports Bureau he is the first rookie with a game-ending RBI in the postseason since Jed Lowrie for Boston in Game 4 of the 2008 ALDS...it was the first walk-off RBI in Major League postseason history by a rookie catcher...was assigned to Sacramento after being acquired from Tampa Bay and batted .324 with 13 home runs and 58 RBI in 75 games with the River Cats...his 38 walks fueled a .398 on-base percentage...hit .338 with 12 of his 13 home runs against right-handed pitching compared to .277 against left-handers...batted .375 with runners in scoring position and two outs, .362 during the day and .355 in the seventh inning or later...was 4-for-8 (.500) with two home runs and 17 RBI with the bases loaded...tossed out 25-of-61 (41.0%) attempted base stealers...appeared exclusively at catcher on defense with 65 games...committed two errors for a .997 fielding percentage...hit safely in each of his first 13 games from April 7-21, which was his longest hitting streak of the season with the River Cats...went 29-for-56 (.518) with 16 runs, six doubles, two triples, four home runs, 17 RBI and 10 multiple hit games during the streak...had a .911 slugging percentage and also walked six

times for a .565 on-base percentage...reached base safely via hit or walk in each of his first 20 games (.429 batting average, .484 on-base percentage)...reached base safely in 31 consecutive home games from April 7 to July 12, which was the second longest streak in the Pacific Coast League in 2013...went 5-for-6 with four runs scored, a triple, two home runs and six RBI April 14 at Reno...hit his first of two grand slams in the game...batted .438 in April, which was the best mark in all of the minor leagues in the first month of the season...tied for third in the PCL with six home runs in the month...had his second of three two-homer games May 28 against Salt Lake...had five RBI June 23 against Colorado Springs...was batting .325 with nine home runs and 43 RBI in 59 games when he was recalled by Oakland June 25...was optioned back to Sacramento July 4 and hit .323 with four home runs and 15 RBI over his final 16 games with the River Cats...matched his season high in runs (4), hits (5), home runs (2) and RBI (6) and also hit his second grand slam July 19 at Salt Lake...was named PCL Player of the Week for the week of July 15 to 21 after going 11-for-18 (.611) with seven runs, two doubles, three home runs and 11 RBI in four games in the shortened week after the All-Star Break...returned to Oakland July 25 and spent the remainder of the season with the A's...was fifth in the PCL in slugging (.547) and seventh in batting (.324) at the time of his promotion.

2012—Saw his first Major League action over three stints with the Rays and made the Opening Day roster...appeared in 18 games, including four starts (three at designated hitter, one at catcher)...also appeared in two games in left field...spent the remainder of the season with Triple-A Durham...went hitless in 25 at bats with the Rays, the longest hitless streak to start a major league career in franchise history...optioned to Durham April 20 as B.J. Upton was activated from the disabled list...joined the Rays again May 14 when Desmond Jennings went on the DL, but was returned to Durham May 29 when Hideki Matsui was added to the roster...promoted again on Sept. 5...threw out the only base runner who attempted to steal, Jacoby Ellsbury on Sept. 17 vs. Boston...drew a pair of walks, both as a pinch-hitter in the ninth inning in September...on Sept. 15 at New York (AL) received a free pass from Rafael Soriano...on Sept. 20 vs. Boston, walked against Andrew Bailey to load the bases during a 6-run rally en route to a 7-4 walk-off victory, capped by B.J. Upton's walk-off, 3-run homer...named the winner of the 2012 Al Lopez Award as the Rays most outstanding rookie in spring...hit .272 with nine home runs and 43 RBI in 94 games for Durham...split time between catcher (37 games), left field (23), first base (16), right field (12) and designated hitter (12)...batted .303 against right-handed pitchers compared to .209 against left-handers...named Rays Minor League Hitter of the Month in June after hitting .364 with six doubles, five home runs, 19 RBI and 24 runs scored.

2011—Was named Rays Minor League Player of the Year...split the season between Double-A Montgomery and Triple-A Durham with a July 27 promotion...combined to bat .298 with 35 doubles, 17 home runs and 105 RBI...over 128 games, made appearances at catcher (50), left field (48), designated hitter (20), first base (13) and right field (2)...his 105 RBI led the Rays organization and ranked as the 11th-highest total in the minors...it was the fourth-highest total in Rays minor league history...finished sixth in the Rays system with a .298 average...hit 17 home runs after entering the season with 18 home runs over four minor league seasons...opened the season with Montgomery and batted .301 with 13 home runs and 85 RBI in 97 games...was named Montgomery's MVP and a mid- and postseason All-Star in the Southern League...despite his call-up, ranked sixth in the SL in RBI and ninth in batting and slugging (.487)...hit .368 with runners in scoring position and .462 with RISP and two outs.

2010—Won the Florida State League batting crown with a .345 average at Single-A Charlotte...it was the third-highest average all-time by a Rays farmhand...also led the FSL with a .511 slugging percentage and .910 OPS, ranked second in on-base percentage (.399) and tied for sixth with 31 doubles...named a FSL midseason and postseason All-Star...played in only 25 games over the first two months of the season but forced his way into the everyday lineup after batting .371 during that span...was named the Erik Walker Community Champion Award winner after the season.

2009—Was batting .171 in 10 games with Single-A Charlotte when he was placed on the disabled list April 26 with a strained right shoulder...missed the remainder of the season.

2008—Spent the entire season at Single-A Columbus where he batted .291 with six home runs and 54 RBI in 113 games...averaged 9.33 plate appearances per strikeout, which was the third best mark in the South Atlantic League...played outfield (67 games), catcher (17) and first base (16).

2007—Made his professional debut with Hudson Valley of the New York-Penn League and batted .300 with four home runs and 48 RBI in 70 games...ranked fifth in the NYPL in RBI...went 5-for-5 Aug. 7 against Batavia.

PERSONAL/MISCELLANEOUS

Stephen Guy Vogt was originally signed by Rays Scout Jake Wilson...is married, Alyssa...has a daughter, Payton, and a son, Clark...his wife coached basketball for the Evergreen State College Geoducks before having Payton...was a First Team NAIA All-American (twice) and GSAC Player of the Year at Azusa Pacific University (Calif.)...hit .476 in his senior year and finished his college career with a .448 career mark...while sidelined with a shoulder injury at Single-A Charlotte in 2009, he served as a fill-in umpire during a doubleheader for the Stone Crabs at Charlotte Sports Park...the home plate umpire was forced from the game after being hit in the arm by a fastball, and he volunteered to be the base umpire and the two managers agreed...between his generation and his dad's, there are six Vogts who have played college baseball...he played against his brother, Danny, who was a senior at Westmont College when Stephen was a freshman at Azusa Pacific...their father, Randy, played at Fresno State...his two uncles played at UC Davis...his cousin played at Cal State-Stanislaus.

LIFETIME PLAYING RECORD

Year	Club	AVG.	G	AB	R	H	2B	3B	HR	RBI	SH	SF	HP	BB	SO	SB	CS	SLG	OBP	E
2007	Hudson Valley	.300	70	240	40	72	8	0	4	48	1	7	0	31	31	6	1	.383	.371	1
2008	Columbus	.291	113	392	57	114	22	3	6	54	2	4	3	47	48	6	1	.408	.368	3
2009	Charlotte	.171	10	35	0	6	2	0	0	3	0	0	0	2	4	0	1	.229	.216	0
2010	Charlotte	.345	106	368	56	127	31	3	8	47	3	6	6	31	46	3	1	.511	.399	7
2011	Montgomery	.301	97	386	52	116	21	6	13	85	0	10	1	30	51	4	2	.487	.344	1
	Durham	.290	31	124	15	36	14	1	4	20	0	3	0	4	29	0	0	.516	.305	1
2012	TAMPA BAY	.000	18	25	0	0	0	0	0	0	0	0	0	2	2	0	0	.000	.074	0
	Durham	.272	94	349	48	95	18	4	9	43	2	2	1	42	61	1	0	.424	.350	1
2013	Sacramento	.324	75	296	55	96	21	3	13	58	1	3	0	38	45	0	1	.547	.398	2
	OAKLAND	.252	47	135	18	34	6	1	4	16	2	2	0	9	28	0	1	.400	.295	1
2014	Sacramento	.364	21	88	18	32	8	2	3	19	0	1	0	8	8	1	0	.602	.412	2
	OAKLAND	.279	84	269	26	75	10	2	9	35	0	1	1	16	39	1	0	.431	.321	2
ML Totals		.254	149	429	44	109	16	3	13	51	2	3	1	27	69	1	1	.396	.298	3

CAREER TRANSACTIONS

2007— Selected by the Tampa Bay Rays organization in the 12th round of the First-Year Player Draft. **2013**— Traded to the Oakland Athletics for cash considerations, April 5.

WILD CARD RECORD

Year	Club/Opp.	AVG.	G	AB	R	H	2B	3B	HR	RBI	SH	SF	HP	BB	SO	SB	CS	SLG	OBP	E
2014	OAK vs. KC	.000	1	3	0	0	0	0	0	0	0	0	0	1	1	0	0	.000	.000	0

DIVISION SERIES RECORD

Year	Club/Opp.	AVG.	G	AB	R	H	2B	3B	HR	RBI	SH	SF	HP	BB	SO	SB	CS	SLG	OBP	E
2013	OAK vs. DET	.188	5	16	2	3	0	1	0	1	0	0	0	1	7	0	0	.313	.235	0

VS. THE AMERICAN LEAGUE

2014		CAREER								
AVG.	AB	H	HR	RBI	vs. TEAM	AVG.	AB	H	HR	RBI
.316	19	6	0	2	Baltimore	.269	26	7	0	2
.400	10	4	1	3	Boston	.250	16	4	1	3
—	0	0	0	0	Chicago	.000	1	0	0	0
—	0	0	0	0	Cleveland	.250	4	1	0	0
.455	11	5	0	0	Detroit	.333	27	9	0	0
.200	30	6	1	4	Houston	.196	46	9	1	5
.217	23	5	0	1	Kansas City	.217	23	5	0	1
.195	41	8	2	6	Los Angeles	.206	63	13	3	10
.357	14	5	2	5	Minnesota	.346	26	9	3	9
.571	7	4	0	1	New York	.400	10	4	0	1
—	0	0	0	0	Oakland	—	0	0	0	0
.313	16	5	1	1	Seattle	.207	29	6	1	1
.000	6	0	0	0	Tampa Bay	.154	13	2	1	1
.303	33	10	0	5	Texas	.310	42	13	0	5
.462	13	6	0	0	Toronto	.324	37	12	0	3

VS. THE NATIONAL LEAGUE

2014		CAREER								
AVG.	AB	H	HR	RBI	vs. TEAM	AVG.	AB	H	HR	RBI
.200	5	1	1	2	Atlanta	.125	8	1	1	2
—	0	0	0	0	Cincinnati	.200	10	2	0	2
.250	8	2	0	1	Miami	.250	8	2	0	1
.250	12	3	0	0	New York	.250	12	3	0	0
.000	10	0	0	0	Philadelphia	.000	10	0	0	0
—	0	0	0	0	St. Louis	.286	7	2	1	1
.455	11	5	1	4	San Francisco	.455	11	5	1	4

MONTHLY BREAKDOWN

2014		CAREER								
AVG.	AB	H	HR	RBI	by MONTH	AVG.	AB	H	HR	RBI
—	0	0	0	0	April	.000	13	0	0	0
—	0	0	0	0	May	.000	4	0	0	0
.343	67	23	2	12	June	.313	80	25	3	14
.357	84	30	3	11	July	.337	101	34	4	15
.212	85	18	4	9	August	.234	141	33	4	12
.121	33	4	0	3	September	.195	87	17	2	10
—	0	0	0	0	October	.000	3	0	0	0

BATTING BREAKDOWN

2014		CAREER								
AVG.	AB	H	HR	RBI	by CATEGORY	AVG.	AB	H	HR	RBI
.269	134	36	4	18	Home	.220	227	50	7	27
.289	135	39	5	17	Away	.292	202	59	6	24
.235	102	24	1	11	Day	.217	180	39	2	15
.305	167	51	8	24	Night	.281	249	70	11	36
.358	109	39	4	17	Pre-ASG	.295	139	41	5	19
.225	160	36	5	18	Post-ASG	.234	290	68	8	32
.205	39	8	1	6	vs. LHP	.203	59	12	2	7
.291	230	67	8	29	vs. RHP	.262	370	97	11	44
.269	67	18	1	22	RISP	.248	121	30	1	31
.429	7	3	0	7	Bases Loaded	.375	8	3	0	7
.167	12	2	0	2	Pinch Hitter	.083	24	2	0	2
.273	22	6	1	3	Designated Hitter	.162	37	6	1	3

BALLPARK BREAKDOWN

	AVG.	AB	H	HR	RBI
Angel Stadium	.241	29	7	1	4
AT&T Park	.571	7	4	1	4
Camden Yards	.214	14	3	0	1
Citi Field	.000	3	0	0	0
Comerica Park	.333	27	9	0	0
Fenway Park	.000	4	0	0	0
Globe Life Park	.280	25	7	0	2
Great American Ballpark	.500	4	2	0	1
Kauffman Stadium	.417	12	5	0	1
Marlins Park	.250	8	2	0	1
Minute Maid Park	.158	19	3	1	1
O.co Coliseum	.235	213	50	7	27
Rogers Centre	.357	14	5	0	2
Safeco Field	.235	17	4	1	1
Target Field	.500	8	4	1	3
Tropicana Field	.000	14	0	0	0
Turner Field	.200	5	1	1	2
U.S. Cellular Field	.000	1	0	0	0
Yankee Stadium	.600	5	3	0	1

FIELDING STATISTICS

Catcher									
YEAR	PCT.	G	PO	A	E	TC	DP	PB	
2012	1.000	7	19	2	0	21	0	0	
2013	.997	44	299	14	1	314	2	6	
2014	1.000	15	71	4	0	75	0	1	
Totals	.998	66	389	20	1	410	2	7	

First Base

YEAR	PCT.	G	PO	A	E	TC	DP
2014	.995	47	341	21	2	364	28
Totals	.995	47	341	21	2	364	28

Outfield

YEAR	PCT.	G	PO	A	E	TC	DP
2012	1.000	2	1	0	0	1	0
2014	1.000	18	21	0	0	21	0
Totals	1.000	20	22	0	0	22	0

VOGT'S CAREER BESTS

Hits: 3 (five times), last: August 14, 2014 at Kansas City

Home Runs: 1 (13 times), last: August 22, 2014 vs. Los Angeles (AL)

Runs Batted In: 3 (three times), last: July 24, 2014 vs. Houston

Stolen Bases: 1, June 30, 2014 at Detroit

Hitting Streak: 12, June 30 to July 12, 2014

Hitless Streak (At Bats): 32, April 26, 2012 to June 28, 2013

Game Ending RBI: None. Note: Had game ending single in Game 2 of 2013 ALDS vs. Detroit

Grand Slams: None

Pinch-Hit Home Runs: None

Inside-The-Park Home Runs: None.

Lead Off Home Runs: None

**INFIELDER****Height/Weight:** 6-1 / 190**Birthdate:** April 26, 1990**Birthplace/Resides:** Wilmington, Delaware / New London, Pennsylvania**Major League Service:** None**Obtained:** Acquired from Cleveland for Brandon Moss, December 8, 2014**Contract Status:** First year of a one-year contract through 2015**NON-ROSTER INVITEE****CAREER HIGHLIGHTS**

Was originally drafted by the Cleveland Indians in the sixth round of the 2012 First-Year Player Draft and batted .292 with 28 home runs and 155 RBI in 261 games in three seasons in the Indians farm system...was named to the Carolina League Postseason All-Star team in 2013 and was also selected as the Indians Lou Boudreau Award winner, which is symbolic of the top position player in the Indians system...played in the Arizona Fall League in 2013...was a New York-Penn League All-Star in 2012.

2014 HIGHLIGHTS

Batted .253 with eight home runs and 50 RBI in 87 games with Double-A Akron in a season shortened due to a stint on the disabled list with a broken hamate bone...went 10-for-22 (.455) on a six-game rehab assignment with the Indians affiliate in the Arizona Rookie League and combined for a .265 batting average, eight home runs and 54 RBI in 93 games overall...had a career-high six triples...hit .282 (33-for-117) against left-handed pitching compared to .257 (62-for-241) against right-handers...slugged all eight of his home runs against righties...six of his home runs came on the road and five came with runners on base...went 10-for-51 (.196) with runners in scoring position and two outs but was 5-for-14 (.357) with a grand slam and 16 RBI with the bases loaded...appeared exclusively at second base on defense (85 games), where he committed eight errors for a .983 fielding percentage...while at Akron, he had 280 assists and 73 double plays, both of which led Eastern League second basemen...also went 6-for-24 (.250) in seven games as the designated hitter and was 0-for-2 as a pinch hitter...hit in every spot in the order except first and ninth...saw his most action with 45 games batting third, where he hit just .190.

MINORS: Hit .308 with a pair of three-hit games over his first seven games...then went 10-for-74 (.135) over a 21-game stretch from April 11 to May 3...had a 34-game errorless streak from April 17 to May 28...batted .193 in 25 games in April...then hit .277 with 20 RBI in 28 games in May...had a season-high 10-game hitting streak from May 4 to 14...went 17-for-40 (.425) with eight runs scored, eight doubles, one triple, two home runs and 11 RBI during the hitting streak...grounded into his fourth and final double play of the season May 4 at Altoona...finished the season with a 64-game, 254-at bat streak without a GIDP...hit a grand slam and collected a season-high four RBI May 5 at Erie...had two-double games May 7 at Erie and May 12 against Harrisburg...went 1-for-25 over a six-game stretch from May 16 to 22, which dropped his average to .218...then batted .306 over his final 49 games...matched his season high with two doubles and four RBI May 26 against Reading...collected a season-high four hits June 17 at Reading...homed in back-to-back games June 21 and 22 at Harrisburg...compiled his best batting average in June when he hit .300 with three home runs and 19 RBI in 23 games...was batting .259 with eight home runs and 45 RBI in 76 games when he was placed on the disabled list June 28 with a fractured right hamate bone...was assigned to the Indians affiliate in the Arizona Rookie League Aug. 5 and hit .455 with four multiple hit games on a six-game rehab assignment before he was reinstated from the DL Aug. 18...went 8-for-39 (.205) over his final 11 games with Akron...then hit .400 (4-for-10) with three walks and two RBI in four postseason games for the RubberDucks.

CAREER

2013—Spent the entire season with Single-A Carolina where he hit .295 with 32 doubles, five triples, 64 RBI and an .885 OPS...hit 16 home runs which was just one shy of tops in the Indians Minor League system...his .295 average was third best in the organization...was named to the Carolina League Post-

season All-Star team after ranking among the league leaders in slugging percentage (2nd, .513), extra-base hits (2nd, 53), total bases (4th, 212), home runs (t-4th) and batting...named the Lou Boudreau Award winner, which is symbolic of the top position player in the Indians system...batted .444 during the day, .320 against right-handed pitching, .311 with runners in scoring position and .310 on the road... appeared in 101 games at second base and led league second basemen in putouts (208)...suffered a fractured orbital April 20 that sidelined him until May 21...at the time of the injury, the left-handed hitting infielder ranked sixth in all of Minor League baseball with a .426 average...was also leading the Carolina League in on-base percentage (.508) and OPS (1.104)...had his lone two-homer game of the season July 8 at Lynchburg...batted .311 with seven extra-base hits, 12 RBI and an .863 OPS in 16 games for Surprise in the Arizona Fall League after the season...was a MILB.com organizational all-star selection

2012—Spent his first professional season at Mahoning Valley where he hit .327 with four home runs and 37 RBI in 61 games...ranked third in the New York-Penn League in batting and slugging percentage (.469) and fifth in total bases (115) and plate appearances per strikeout (10.68)...was named to NYPL All-Star team...batted .347 against left-handed pitching, .318 against right-handers...had a .353 average with runners in scoring position...appeared in 32 games at second base and 21 at third base.

PERSONAL/MISCELLANEOUS

Joseph Patrick Wendle...was a four-year starter at second base for the West Chester University Golden Rams after graduating from Avon Grove (PA) High School in 2008...ranked among the top 10 prospects in Division II by *Baseball America* entering senior year...graduated as one of only two players in WCU history with more than 250 career hits and 400 career total bases...was a three-time first team all-conference selection and a three-time first team All-America (ABCA, NCBWA, Daktronics) choice as well...received his bachelor's degree in Pre-Physical Therapy and was named first team Capital One/CoSIDA Academic All-America in 2012 in addition to winning Philadelphia Inquirer Academic All-Area performer of the year, a ABCA Gold Glove Award and Division II player of the year...during his senior year he won the league (PSAC) triple crown, hitting .399 with 12 home runs and 59 RBI in 56 games

LIFETIME PLAYING RECORD

Year	Club	AVG.	G	AB	R	H	2B	3B	HR	RBI	SH	SF	HP	BB	SO	SB	CS	SLG	OBP	E
2012	Mahoning Valley	.327	61	245	32	80	15	4	4	37	0	2	5	15	25	4	1	.469	.375	12
2013	Carolina	.295	107	413	73	122	32	5	16	64	1	6	10	44	79	10	2	.513	.372	13
2014	Akron	.253	87	336	46	85	20	5	8	50	0	4	4	26	56	4	2	.414	.311	7
	AZL Indians	.455	6	22	8	10	1	1	0	4	0	0	0	4	4	1	1	.591	.538	1
Minor League Totals		.292	261	1016	159	297	68	15	28	155	1	12	19	89	164	19	6	.471	.357	33

CAREER TRANSACTIONS

2012 — Selected by the Cleveland Indians organization in the 6th round of the First-Year Player Draft. **2014** — Traded to the Oakland Athletics for first baseman Brandon Moss, December 8.

**RIGHT-HANDED PITCHER****Height/Weight:** 5-11 / 205**Bats/Throws:** Right / Right**Birthdate:** January 8, 1984**Opening Day Age:** 31**Birthplace/Resides:** Kerrville, Texas / Kerrville, Texas**Major League Service:** 13 days**Obtained:** Signed to a minor league contract, November 19, 2014**Contract Status:** First year of a one-year contract through 2015**NON-ROSTER INVITEE****CAREER HIGHLIGHTS**

Has pitched in three games in two seasons with New York (AL) and Detroit and has a 9.00 ERA...made his Major League debut with two games with the Yankees in 2011 (5.40 ERA) and appeared in one game with the Tigers in 2014 (13.50 ERA)...is 33-17 with a 3.38 ERA in 380 career appearances in 10 minor league seasons with the Tigers (2005-06, 2014), Yankees (2007-12) and Reds (2013) organizations...has 616 strikeouts in 487.0 innings (11.38 per nine innings)...pitched for Peoria in the Arizona Fall League in 2007 and 2008.

2014 HIGHLIGHTS

Spent all but a week of the season with Triple-A Toledo...was selected by Detroit Aug. 11 and pitched that day at Pittsburgh (1.1 ip, 3 h, 2 r, 2 er, 2 bb, 1 so, 2 hr, 13.50 ERA)...that was his only appearance with the Tigers as he was optioned to Toledo Aug. 13 and designated for assignment and outrighted Aug. 17...went 2-3 with 20 saves and a 2.70 ERA in 41 relief appearances with the Mud Hens...did not allow a home run in 43.1 innings...struck out 54, an average of 11.22 strikeouts per nine innings...his 20 saves tied for the most in the Tigers farm system and ranked third in the International League...converted 20-of-24 (83.3%) save opportunities and stranded his only inherited runner...allowed a .190 opponents batting average, including .167 (12-for-72) against left-handed hitters compared to .209 (18-for-86) against right-handers...issued 14 of his 21 walks to righties...held the opposition to a .184 batting average when leading off an inning...yielded a .190 average with runners in scoring position...was 2-1 with 16 saves and a 2.32 ERA in 28 games before the All-Star Break...then went 0-2 with four saves and a 3.65 ERA in 13 games after the break...logged 14 of his 20 saves on the road...tossed at least one inning in 37 of his 41 appearances.

TOLEDO: Tossed a season-high 2.0 scoreless innings April 18 at Columbus, his first of five outings of 2.0 innings (April 25 against Indianapolis, May 2 at Syracuse, June 3 at Buffalo and July 31 against Norfolk)...had a season-best 12.0-inning scoreless streak from May 2 to June 3...struck out a season-high three May 2 at Syracuse, his first of four three-strikeout games (May 10 against Rochester, May 29 against Durham and June 14 against Buffalo)...walked a season-high three batters May 8 at Pawtucket...had a win, converted each of his six save opportunities and logged a 0.82 ERA in 10 appearances in May...struck out 17 in 11.0 innings and held the opposition to a .132 batting average...had a 1.19 ERA over his first 19 games through June 15...then was charged with his first loss of the season June 17 against Scranton/Wilkes-Barre after blowing the save...that started a six-game stretch where he allowed five runs in 5.1 innings (8.44 ERA)...converted each of his 10 save chances over a 16-game stretch from June 19 to Aug. 14...matched his season-best with a 12.0-inning scoreless streak from July 6 to Aug. 14...posted a 1.00 ERA in eight appearances in July and was successful in each of his five save opportunities...had a 1.85 ERA in 35 games and was 20-for-22 in save opportunities when he was selected by Detroit Aug. 11...went 0-2 with two blown saves and a 10.38 ERA in six games following his return...allowed five runs and walked five batters in 4.1 innings...yielded a season-high three runs in 0.1 innings Aug. 16 against Columbus and took the loss.

CAREER

2013—Spent the entire season at Triple-A Louisville in the Cincinnati organization and compiled a 3-3 record with six saves and a 4.97 ERA in 47 relief appearances...struck out 73 batters in 50.2 innings, an average of 12.97 per nine innings...ranked second on the Bats in games pitched and tied for second in

saves...allowed a .226 opponents batting average, including .223 against right-handed hitters compared to .231 against left-handers...yielded six of his eight home runs to righties...held the opposition to a .167 batting average when leading off an inning...opponents hit .182 with the bases empty, .265 with runners on...allowed a .361 average with runners in scoring position and two outs...was 3-1 with five saves, a 3.53 ERA and .191 opponents batting average in 35 games before the All-Star Break...then went 0-2 with one save, an 8.40 ERA and .305 opponents average in 12 games after the break...converted 6-of-8 (75.0%) save opportunities...allowed 10-of-23 (43.5%) inherited runners to score...compiled a 4.11 ERA in 27 games at home, 6.30 in 20 appearances on the road...had a 1.06 ERA in the ninth inning...posted a 0.93 ERA in 10 appearances in April...then logged a 7.30 ERA in 12 games in May...had a season-best 6.2-inning scoreless streak from June 4 to 19...capped the streak by tossing a season-high tying 2.0 innings and striking out a season-high four June 19 at Durham...compiled a 2.79 ERA and .125 opponents batting average in eight games in June...then had a 9.53 ERA and .407 opponents average in seven games in July...matched his season high with four strikeouts July 14 against Toledo.

2012—Pitched for Triple-A Scranton/Wilkes-Barre in the New York (AL) organization but missed most of the season with a strained right elbow...was 3-0 with 12 saves and a 3.55 ERA in 24 games when he was placed on the disabled list June 4...missed the remainder of the season...struck out 36 batters in 25.1 innings, an average of 12.79 per nine innings...ranked second in the Yankees farm system and 10th in the International League in saves...allowed a .242 opponents batting average, including .171 against left-handed hitters compared to .283 against right-handers...yielded a .298 average with the bases empty, .188 with runners on base...opponents hit .097 with runners in scoring position and were 0-for-12 with RISP and two outs...converted 12-of-13 (92.3%) save opportunities...allowed 2-of-4 (50.0%) inherited runners to score...had an 11.1-inning scoreless streak from May 4 to 27...converted each of his first 12 save chances before he was charged with his lone blown save May 29 against Toledo in his penultimate game of the season.

2011—Made his Major League debut with New York (AL) in June, compiling a 5.40 ERA in two relief appearances...was selected by the Yankees June 10 and made his debut that day against Cleveland...walked four of the six batters he faced in 0.2 innings and surrendered one run...tossed a scoreless ninth inning June 12 against the Indians and fanned Michael Brantley for his first strikeout...was optioned back to Scranton/Wilkes-Barre June 15...spent the majority of the season at Triple-A, going 2-3 with 23 saves and a 2.75 ERA in 45 relief appearances...was named to the International League's Midseason All-Star team and converted 18-of-21 save opportunities with a 1.61 ERA prior to the halfway point of the year...ended up with 23 saves in 29 chances (79.3%)...led the Yankees farm system and tied for second in the IL in saves...held opposing batters hitless in 21 of his 45 outings and allowed a .202 opponents batting average...that included .174 against left-handed hitters compared to .225 against right-handers...yielded a .184 average with runners in scoring position...allowed 10-of-18 (55.6%) inherited runners to score...compiled a 1.54 ERA in 10 appearances in May...was on the disabled list from June 18 to July 13 with right triceps inflammation...logged a 1.23 ERA in 11 games in August.

2010—Began and ended the season with Triple-A Scranton/Wilkes-Barre where he was 2-1 with a save and a 6.30 ERA in 17 relief appearances...also pitched for Double-A Trenton from May 28 to Aug. 17 and went 3-3 with three saves a 5.83 ERA in 24 outings with the Thunder...combined for a 5-4 record, four saves and a 6.02 ERA in 41 games overall...struck out 62 in 49.1 innings, an average of 11.31 per nine innings...surrendered just three home runs for an average of 0.55 per nine innings...yielded a .215 batting average, including .211 with all three of his home runs against right-handed hitters compared to .220 against left-handers...allowed 5-of-11 (45.5%) inherited runners to score...was 1-1 with a 13.50 ERA in four relief appearances when he was placed on the disabled list April 28 with a right finger contusion...was reinstated May 6 and compiled a 6.43 ERA in six games before he was transferred to Trenton May 28...logged a 7.52 ERA over his first 17 games with the Thunder before a six-game, 8.0-inning scoreless streak from July 25 to Aug. 6...returned to Triple-A Aug. 18 and logged a 4.15 ERA in four games...then made two postseason appearances with Scranton/Wilkes-Barre and was 1-0 with 0.00 ERA (2.1 ip, 2 bb, 3 so).

2009—Began the season at Double-A Trenton, going 4-0 with two saves and a 2.63 ERA in 30 relief outings...was promoted to Scranton/Wilkes-Barre July 21 and had a save and a 2.84 ERA in 14 Triple-A games...combined to go 4-0 with three saves and a 2.67 ERA in 44 appearances overall...yielded just one home run in 67.1 innings...struck out 85, an 11.36 per nine innings...allowed a .192 opponents

batting average, including .133 against right-handed hitters compared to .254 against left-handers...opponents hit .197 with runners in scoring position...allowed 8-of-37 (21.6%) inherited runners to score...surrendered his only home run of the season April 26 against New Britain...finished the season with a 38-game, 240-batters faced homerless streak...posted a 4.66 ERA in six games in April but then compiled a 1.62 ERA in nine games in May...did not allow a run over his final seven games and 15.2 innings with Trento...was promoted to Triple-A July 21 and extended his scoreless streak to 17.2 innings...was on the disabled list from Aug. 26 to Sept. 1 with a strained right calf...had one save and did not allow a run in two postseason appearances (2.2 ip, 1 h, 4 bb, 6 so).

2008—Posted a 1-0 record with two saves and a 4.50 ERA in 24 combined appearances between Single-A Tampa and Double-A Trenton...struck out 46 batters in 38.0 innings, an average of 10.89 per nine innings...opened the season on the Trenton disabled list with a right forearm strain...was reinstated May 13 and assigned to Tampa...missed four games from June 9 to 12 for the birth of his child...was transferred to Trenton June 16...missed nearly another month from June 24 to July 19 with a right elbow strain...held left-handed batters to a .098 batting average...made two postseason appearances for the Eastern League champions, allowing four earned runs in 2.1 innings...pitched with the Peoria Javelinas in the Arizona Fall League, holding opponents scoreless in nine of his 11 outings (2.08 ERA).

2007—Combined at Single-A Tampa and Double-A Trenton to go 6-2 with a 2.62 ERA in 38 appearances, including eight starts, in his first season with the Yankees organization...overall, held opponents to a .162 batting average with right-handers batting just .133 off him...began the season with Trenton, was transferred to Tampa June 11, then returned to Trenton July 23...appeared in a starting role for the first time with Tampa, making seven starts...was 2-0 with a 1.93 ERA in those seven starts and held the opposition scoreless four times...was named Florida State League “Pitcher of the Week” for the period ending July 8 after going 1-0 with a 0.00 ERA (10.0 ip, 2 h, 3 bb, 8 so)...following the season, appeared in three games with Peoria of the Arizona Fall League and had no decisions and a 12.00 ERA

2006—Ranked third among all Detroit Tigers minor league pitchers with 27 saves, going 4-1 with a 2.67 ERA in 51 games for the Single-A Lakeland...limited opposing hitters to a .178 batting average, including .158 against right-handed hitters...ranked second among all Florida State League pitchers with 46 games finished, third in saves and fourth in games pitched...was named FSL Pitcher of the Week for the first week of the season after converting four saves in four games without allowing a base runner (3.2 ip, 8 so).

2005—Selected as the Tigers Minor League “Pitcher of the Month” for August after posting a 0.84 ERA, nine saves and 20 strikeouts in 11 appearances for short-season Single-A West Michigan...named the 10th-best prospect in the Tigers organization and 18th-best prospect in the New York-Penn League following the season by *Baseball America*...selected to the publication’s all-star squad for players drafted out of college

PERSONAL/MISCELLANEOUS

Kevin J. Whelan was originally signed by Tigers scout Tim Grieve...played collegiately at Texas A&M...tabbed as a 2004 Second-Team Summer All-American by *Baseball America* after earning Cape Cod League All-Star honors for Wareham...named the 10th-best prospect overall in the Cape Cod League by *Baseball America*...named the eighth-best prospect in the Jayhawk League during the summer by *Baseball America* after pitching for Liberal High School.

ATHLETICS BIGGEST COMEBACK

On July 20, 2009, the A's set an Oakland record by overcoming an eight-run deficit to win. Trailing Minnesota 12-2 entering the bottom of the third inning, the A's scored three times in the third, twice in the fourth and seven times in the seventh to win 14-13. The all-time Athletics record is also the Major League record, set by the Philadelphia A's on June 15, 1925 against Cleveland. The A's trailed by 12 runs in that game and scored 13 times in the bottom of the eighth to win 17-15.

LIFETIME PITCHING RECORD

Year	Club	W	L	ERA	G	GS	CG	SHO	SV	IP	H	R	ER	HR	HB	BB	IBB	SO	WP	BK
2005	Oneonta	1	1	2.25	11	0	0	0	4	12.0	2	4	3	1	1	6	0	19	2	1
	West Michigan	0	0	0.73	14	0	0	0	11	12.1	4	1	1	0	0	2	0	22	1	0
2006	Lakeland	4	1	2.67	51	0	0	0	27	54.0	33	20	16	1	1	29	2	69	4	0
2007	Trenton	4	2	2.98	31	1	0	0	4	54.1	34	18	18	2	2	42	4	68	8	1
	Tampa	2	0	1.93	7	7	0	0	0	28.0	11	6	6	2	0	12	0	28	2	0
2008	Tampa	1	0	4.67	9	0	0	0	1	17.1	11	9	9	0	0	14	0	19	2	0
	Trenton	2	0	4.35	15	0	0	0	1	20.2	13	10	10	2	0	15	0	27	7	0
2009	Trenton	4	0	2.63	30	0	0	0	2	54.2	38	17	16	1	1	28	0	63	5	0
	Scranton/Wilkes-Barre	0	0	2.84	14	0	0	0	1	12.2	7	4	4	0	0	13	1	22	0	0
2010	Scranton/Wilkes-Barre	2	1	6.30	17	0	0	0	1	20.0	19	15	14	2	1	10	0	22	3	0
	Trenton	3	3	5.83	24	0	0	0	3	29.1	20	19	19	1	1	21	0	40	5	0
2011	Scranton/Wilkes-Barre	2	3	2.75	45	0	0	0	23	52.1	38	16	16	1	1	14	0	54	9	0
	NEW YORK (AL)	0	0	5.40	2	0	0	0	0	1.2	0	1	1	0	0	5	0	1	0	0
2012	Scranton/Wilkes-Barre	3	0	3.55	24	0	0	0	12	25.1	23	10	10	2	0	16	0	36	3	0
2013	Louisville	3	3	4.97	47	0	0	0	6	50.2	43	31	28	8	0	33	0	73	4	1
2014	Toledo	2	3	2.70	41	0	0	0	20	43.1	30	13	13	0	0	21	1	54	5	0
	DETROIT	0	0	13.50	1	0	0	0	0	1.1	3	2	2	2	0	2	0	1	1	0
ML Totals		0	0	9.00	3	0	0	0	0	3.0	3	3	3	2	0	7	0	2	1	0
Minor League Totals		33	17	3.38	380	8	0	0	116	487.0	326	193	183	27	8	276	8	616	60	3

CAREER TRANSACTIONS

2005 — Selected by the Detroit Tigers organization in the 4th round of the First-Year Player Draft. **2006** — Traded with pitcher Humberto Sanchez and minor league pitcher Anthony Claggett to the New York Yankees organization for outfielder Gary Sheffield, November 10. **2012** — Elected free agency, November 2; signed by the Cincinnati Reds to a minor league contract, December 19. **2013** — Elected free agency, November 4. **2014** — Signed by the Detroit Tigers to a minor league contract, February 19. Elected free agency, September 29; signed by the Oakland Athletics to a minor league contract, November 19.

VS. THE AMERICAN LEAGUE

2014		CAREER												
ERA	W	L	S	G	IP	ER	vs. TEAM	ERA	W	L	S	G	IP	ER
—	0	0	0	0	0.0	0	Cleveland	5.40	0	0	0	2	1.2	1

VS. THE NATIONAL LEAGUE

2014		CAREER												
ERA	W	L	S	G	IP	ER	vs. TEAM	ERA	W	L	S	G	IP	ER
13.50	0	0	0	1	1.1	2	Pittsburgh	13.50	0	0	0	1	1.1	2

MONTHLY BREAKDOWN

2014		CAREER												
ERA	W	L	S	G	IP	ER	by MONTH	ERA	W	L	S	G	IP	ER
—	0	0	0	0	0.0	0	June	5.40	0	0	0	2	1.2	1
13.50	0	0	0	1	1.1	2	August	13.50	0	0	0	1	1.1	2

PITCHING BREAKDOWN

2014		CAREER												
ERA	W	L	S	G	IP	ER	by CATEGORY	ERA	W	L	S	G	IP	ER
—	0	0	0	0	0.0	0	Home	5.40	0	0	0	2	1.2	1
13.50	0	0	0	1	1.1	2	2 Away	13.50	0	0	0	1	1.1	2
—	0	0	0	0	0.0	0	Day	0.00	0	0	0	1	1.0	0
13.50	0	0	0	1	1.1	2	Night	13.50	0	0	0	2	2.0	3
—	0	0	0	0	0.0	0	Starter	—	0	0	0	0	0.0	0
13.50	0	0	0	1	1.1	2	Reliever	9.00	0	0	0	3	3.0	3
—	0	0	0	0	0.0	0	Pre-ASG	5.40	0	0	0	2	1.2	1
13.50	0	0	0	1	1.1	2	Post-ASG	13.50	0	0	0	1	1.1	2

BALLPARK BREAKDOWN

	ERA	W	L	S	G	IP	ER
PNC Park	13.50	0	0	0	1	1.1	2
Yankee Stadium	5.40	0	0	0	2	1.2	1

FIELDING STATISTICS

Pitcher								
Year	Pct.	G	PO	A	E	TC	DP	
2011	1.000	2	1	0	0	1	0	
2014	—	1	0	0	0	0	0	
Totals	1.000	3	1	0	0	1	0	

WHELAN'S CAREER BESTS

Low Hit Complete Game: None
Innings Pitched: 1.1, August 11, 2014 at Pittsburgh
Strikeouts: 1 (twice), last: August 11, 2014 at Pittsburgh
Pitches: 38, August 11, 2014 at Pittsburgh
Longest Winning Streak: None
Longest Losing Streak: None
Longest Scoreless Streak: 1.0, June 12, 2011

LEFT-HANDED PITCHER**Height/Weight:** 6-2 / 206**Bats/Throws:** Left / Left**Birthdate:** May 13, 1978**Opening Day Age:** 36**Birthplace/Resides:** Las Vegas, Nevada / Los Angeles, California**Major League Service:** 13 years, 72 days**Obtained:** Signed to a minor league contract, February 17, 2015**Contract Status:** First year of a one-year contract through 2015**NON-ROSTER INVITEE****CAREER HIGHLIGHTS**

Has pitched 14 seasons in the majors with Oakland (2000-06) and San Francisco (2007-13)...won the American League Cy Young Award with the A's in 2002 and is a three-time AL All-Star (2002-03, 2006)...was originally drafted by Oakland in the 1st round of the June, 1999 draft and went 102-63 with a 3.55 ERA in 222 starts in seven seasons with Oakland before signing a seven-year contract with San Francisco Dec. 29, 2006...compiled a 63-80 record and a 4.62 ERA in 208 games, including 197 starts, in seven seasons with the Giants...is 165-143 with a 4.02 ERA in 430 career appearances, including 419 starts...ranks fourth on the Oakland career list in wins (102), strikeouts (1096) and games started (222), fifth in innings pitched (1430.1) and sixth in winning percentage (102-63, .618).

2014 HIGHLIGHTS

Became a free agent following the 2013 season and did not pitch in 2014

CAREER

2013—Went 5-11 with a 5.74 ERA in 30 games, including 25 starts, in his final season with San Francisco...his .313 winning percentage was a career-low and tied for second lowest in the National League...had career highs in opponents batting average (.318), on-base percentage (.383) and slugging percentage (.491)...based upon a minimum of 100 innings pitched, the opponents on-base percentage was the highest in the majors and his opponents batting average and ERA was the highest in the NL...the ERA was the second highest of his career (5.87 in 2011) and the wins were his second fewest (3 in 2011)...allowed a .318 opponents batting average, including .315 against right-handed hitters compared to .330 against left-handers...opponents hit .331 with a .411 on-base percentage when leading off an inning...yielded a .327 average with runners in scoring position, but opponents batted .239 with RISP and two outs...held the opponents clean-up hitter to a .188 batting average but the leadoff hitter batted .414 with a .481 on-base percentage...went 5-2 with a 3.59 ERA and .261 opponents batting average in 17 games at home compared to 0-9 with a 9.56 ERA and .401 opponents average in 13 games on the road...compiled a 5-11 record and a 5.55 ERA in his 25 starting assignments...logged a 10.13 ERA in five relief appearances and first batters faced were 1-for-5 with a home run...was 4-5 with a 4.26 ERA in 14 day games, 1-6 with a 7.35 ERA in 16 night games...went 3-4 with a 3.97 ERA in 11 starts on four days rest, 2-7 with a 6.91 ERA in 14 starts on five days rest or more...did not commit an error in 23 total chances...went 5-for-34 (.147) with two RBI as a hitter and has a .102 (35-for-344) career average with 11 RBI, 18 walks and 99 strikeouts...did not allow a run in three of his first four starts, tossing a season-high 7.0 scoreless innings April 5 against St. Louis, April 10 against Colorado and April 21 against San Diego...the one exception was April 16 at Milwaukee when he allowed a season-high nine runs in 2.2 innings in a 10-8 loss...went 3-1 with a 3.29 ERA in five starts in April...made the 400th start of his career May 3 against Los Angeles (NL), a no decision in a 2-1 Giants win (5.0 ip, 6 h, 1 r, 1 er, 4 bb, 1 so)...was 3-1 with a 2.75 ERA over his first seven starts through May 8...then went 2-10 with a 6.99 ERA over his final 23 games, including 18 starts...yielded a season-high 12 hits in a 10-6 loss at Toronto May 14...picked up his fourth win of the season May 30 against Oakland, despite walking a season-high six batters...then had an eight-game losing streak from June 5 to Sept. 2...compiled a 7.85 ERA and allowed a .350 opponents batting average over that 17-game stretch, which included four relief appearances...struck out a season-high eight batters in 5.2 innings in a no decision against San Diego June 17...tossed fewer than five innings in four of his five July starts and was moved to the bullpen after allowing four runs in 3.1 innings July 30 at Philadelphia...each of his next four appearances from Aug.

7 to 16 came in relief (10.80 ERA)...then lost three consecutive starts from Aug. 21 to Sept. 2 (11.57 ERA) and did not pitch again until defeating the Dodgers Sept. 25 (5.0 ip, 4 h, 2 r, 1 er, 1 so)...made his final appearance of the season in relief Sept. 29 against San Diego (0.1 ip, 1 so).

2012—Posted a 15-8 record with a 4.15 ERA and one complete game in 32 starts, his best campaign in a Giants uniform...his 15 wins were his most with the Giants and the most he had since winning 16 games with the A's in 2006...the Giants went 21-11 (.656) in his starts, matching Matt Cain for the most club victories in his starts...San Francisco won his last 11 outings of the season...the last time the Giants won 11-consecutive starts by one of their pitchers was when they won 11-straight when Bill Swift started from April 6 to June 27, 1992 (source: Stats, LLC)...went 7-0 with a 3.92 ERA in his last 11 starts of the season...finished the season with a seven-game win streak, which marked his longest win streak in a Giants uniform and his longest since an eight-game win streak from June 28-Aug. 4, 2005...received an average of 5.96 runs of support in his starts, which was the highest average on the Giants' staff and the third highest figure in the National League...tossed his fifth career complete game shutout in his very first start, allowing just four hits with no walks in the Giants' 7-0 win at Colorado...ended his streak of 274 consecutive starts without a shutout, the third-longest drought in Major League history...he became just the ninth opponent and first Giant to throw a shutout at Coors Field...had an outstanding postseason, going 2-0 with a 1.69 ERA in three starts...had his best start in a Giants uniform in Game 5 of the NLCS at St. Louis, tossing 7.2-scoreless innings with one walk and six strikeouts in the Giants' 5-0 possible elimination game victory...became just the fourth Giants pitcher to not allow a run with one or fewer walks in 7.0-or-more innings in a postseason game during the live ball era (since 1920)...the other Giants pitchers to accomplish the feat are: Tim Lincecum (2010 NLDS vs. Atlanta), Jason Schmidt (2003 NLDS vs. Florida) and Jack Scott (1922 WS vs. New York-AL)...made his first-ever World Series appearance in Game 1 against Detroit, matching up with Justin Verlander...ended his season with the Giants winning his last 14 starts, including all three in the postseason.

2011—Had an injury plagued season for the first time in his career and spent most of the season either on the disabled list or in the minors...went 3-4 with a 5.87 ERA in 13 games, nine starts, at the Major League level, his fewest games he's ever appeared in the big leagues...the night before Opening Day was in a two-car wreck in West Hollywood, traveling through an intersection on Sunset Blvd., when a taxi ran a light while trying to make a left turn...was examined by a head and neck specialist at Cedars Sinai Medical Center and X-rays came back negative...pitching four days after his violent collision, Zito showed little effects of whiplash, allowing just three runs on three hits through 6.0 innings in his first start of the season on April 3 at Los Angeles (NL)...did not receive a decision...two starts later on April 16 at Arizona, left in the 2nd inning after fielding a pop out bunt from pitcher Joe Saunders...made one pitch after that and after team athletic trainer Dave Groeschner examined him, he was removed from the game...was later diagnosed with a right mid foot sprain (X-rays came back negative), that placed him on the 15-day disabled list the next day...his 12-year career streak of never missing a start due to an injury came to an end as he made his first-ever appearance on the disabled list...traveled back to San Francisco following the series with the D-Backs to have his ankle examined by team doctors...X-rays ruled out a fracture, but had to wear an immobilization boot for two weeks...was examined by Carolina Panthers' team orthopedist, Dr. Robert Anderson on April 27 in North Carolina and was told he could begin bearing weight on his foot and no longer had to wear an immobilization boot...made four rehab starts (two with Single-A San Jose and two with Triple-A Fresno) from June 6-24...returned from his rehab assignment and was activated off the disabled list June 25...was placed on the disabled list for the second time Aug. 1 after re-injuring his sprained right ankle...making a rehab start for Fresno Aug. 13, he had to be helped off field after re-injuring his ankle again...turned his right ankle while running towards home to back up plate on ground ball to right field...X-rays came back negative...was activated from the 15-day disabled list Sept. 11...missed a total of 91 games due to the injury...was moved to the bullpen for the third time in his career (also Aug., 2007 and Aug. 2010) after returning from his second DL stint and made four relief appearances for the Giants.

2010—After a strong start to the season, struggled down the stretch, finishing campaign with a 9-14 record and a 4.15 ERA in 34 games, including 33 starts...did not reach the double-digit win plateau for the first time since his rookie season in 2000...snapped nine-straight years of 10-plus victories per season...kicked off the campaign by posting a perfect 5-0 record in his first six starts...became the first Giants pitcher to win his first five decisions in a season since Noah Lowry in 2004...after starting off 5-0, went just 4-14 with a 4.87 ERA over his final 28 games...was 7-2 through his first 13 starts, matching the most

wins he's ever had in his first 13 starts of a season...he was 7-2 through 13 starts in 2002 and 7-4 in 2003 (Elias)...made just the second relief appearance of his career Aug. 25 vs. Cincinnati, taking the mound just three days after throwing 73 pitches in St. Louis...was summoned in the 12th inning of an 11-11 tie game, however gave up the winning run after Joey Votto drove in the game-winner with a ground ball single to right field...lost a career-high nine-straight decisions from July 21-Sept. 14, going 0-9 with a 5.00 ERA in 12 games, 11 starts...the nine-straight losses were the most by a Giants pitcher for a single season since Terry Mulholland also dropped nine-straight from May 11-July 29, 1995...was left off San Francisco's roster for the postseason.

2009—Went 10-13 with a 4.03 ERA in 33 starts...was tabbed with the Majors' second-lowest run support, receiving an average of just 3.38 runs...only Cincinnati's Aaron Harang had a lower mark (3.22)...on his ninth-straight Opening Day roster, Zito pitched as the Giants' number four starter for the majority of the season...pitched an 8.0-inning complete game May 19 at San Diego, however was charged with the loss after surrendering a pair of solo home runs in the Giants' 2-1 defeat...it marked his 10th career complete game and his first since Aug. 7, 2003 at Detroit, while pitching for Oakland...had gone 185-straight starts without recording a complete game, which according to Elias, was the second-longest streak in Major League history, behind former Giant Kirk Rueter (193-straight starts without CG from 1999 to end of his career in 2005)...pitched one of his best games of the year June 21 against Texas in a 3-2 victory at AT&T Park...took a no-hitter into the seventh inning before allowing a two-run home run to Andruw Jones (his second batter faced in inning)...it marked fourth time in his career he had a no-hitter through 6.0 innings.

2008—Was the Giants' Opening Day starter for the second straight year and went 10-17 with a 5.15 ERA in 32 games, all starts, for San Francisco...lost a career-high 17 decisions, the most losses by a Giants pitcher since Dave LaPoint went 7-17 in 1985...was one loss shy of matching San Francisco's record for losses in a season, set by Ray Sadecki in 1968 (18)...set a franchise mark for the most losses prior to the All-Star Break with 12 defeats (first All-Star Game was in 1933)...was removed from the rotation for one turn following his April 27 start, marking the first time in his career that he missed a start...opened the year 0-6 with a 7.53 ERA in first seven outings...became one of only three pitchers since 1956 to have an 0-6 record through the month of April, joining Dave Stewart (1984) and Mike Maroth (2003)...was also the first Giant since Rod Beck went 0-9 in 1996 to drop his first six decisions.

2007—Suffered his first losing season of his career, going 11-13 with a 4.53 ERA in 34 games, 33 starts...led the Giants in starts, while placing second in wins, innings, and average against (.244)...was also third on staff with 131 strikeouts...was the third San Francisco hurler to make his Giants debut in an Opening Day assignment, joining Mike Krukow (1983 vs. San Diego) and Bill Swift (1992 at Los Angeles)...posted his first win in a Giants uniform April 6 at Colorado, tossing 6.0-scoreless frames in an 8-0 victory...it was only the second San Francisco shutout in Coors Field history...made first career relief appearance (regular or post season) Aug. 5 in San Diego, working a perfect seventh inning...led the pitching staff in batting average, while tying for the lead for hits by pitchers with Matt Morris...collected his first National League hit May 7, a single off NY's Oliver Perez.

2006—Went 16-10 with a 3.83 ERA in 34 starts in his final season with the A's...tied for the American League lead in games started, ranked third in innings pitched (221.0), tied for eighth in wins and 10th in ERA...also led the AL in pitches thrown (3665), ranked second in walks (99) and third in hit batters (13) and grounded into double plays (31)...the hit batters matched his career high and the Oakland record that he set in 2001 and 2005...has hit 66 batters as an Athletic, which is an Oakland record...had the seventh lowest opponents average with runners in scoring position in the AL (.227)...was 10-3 with a 2.97 ERA in 17 starts on the road compared to 6-7 with a 4.71 ERA in 18 starts in Oakland...ranked second in the AL in road ERA and tied for second in road wins...was 8-6 with a 3.29 ERA in 19 starts before the All-Star Break and 8-4 with a 4.55 ERA in 15 starts after the break...had the eighth lowest run support in the AL (4.97)...the A's scored just four runs while he was pitching in his 10 losses...left with a lead five times only to have the bullpen blow the save...went 9-4 with a 2.52 ERA over a 16-start stretch from May 1 to July 19...made his second consecutive Opening Day start April 3 against New York...went 3-1 with a 1.32 ERA in six starts in May...had the second lowest ERA in the AL in the month...made his 200th career start on June 1 against Minnesota and struck out Lew Ford in the sixth inning for his 1000th career strikeout...became the fourth pitcher in Oakland history (Blue, Stewart and Hunter) and the eighth pitcher in Athletics history (Plank, Waddell, Bender and Grove) to fan 1000...

struck out a career high tying 11 batters in a 7-3 win on June 16 against Los Angeles (NL)... was the A's lone All-Star and retired the side in order on eight pitches in the fifth inning... it was the third time he has been named to the AL All-Star team... picked up his 100th career win in the A's 9-3 victory at Texas on August 25... took a no-hitter into the eighth inning for the third time in his career (also July 15, 2005 vs. Texas and September 13, 2002 vs. Seattle)... committed his only error of the season in that game, snapping a 76-game errorless streak dating back to his last error on July 21, 2004 at Seattle... that was the second longest errorless streak by a starting pitcher in Oakland history (115, Rick Langford)... went 1-1 with a 4.63 ERA in two postseason starts... the win came in the A's 3-2 victory in Game 1 of the ALDS at Minnesota (8.0 ip, 4 h, 1 r, 1 er, 3 bb, 1 so)... then took the loss in a 5-1 decision to Detroit in Game 1 of the ALCS (3.2 ip, 7 h, 5 r, 5 er, 3 bb, 0 so).

2005—Was 14-13 with a 3.86 ERA in 35 starts for the A's... matched his career highs in games started and hit batters (13)... the hit batters tied his own Oakland single season record, which he set in 2001... led the A's in losses, games started, innings pitched (228.1), runs (106), earned runs (98), hit batters, walks (89) and strikeouts (171) and tied for the team lead in wins and home runs (26)... tied for the American League lead in games started, ranked second in opponents batting average (.221) and slugging percentage (.361), third in innings pitched and fifth in strikeouts... was also second in walks, tied for fourth in hit batters and tied for eighth in losses... also led the AL with a career high 3805 pitches thrown... struggled in the first and last month of the season as he was 0-4 with a 6.60 ERA and .269 opponents batting average in five starts in April and 2-3 with a 6.50 ERA and .278 opponents batting average in six starts in September... was a combined 12-6 with a 2.77 ERA and .197 opponents batting average in 24 starts in the four months in between... received run support of one run or less in 14 of his 35 starts... went 6-8 with a 3.91 ERA in 19 starts before the All-Star Break and 8-5 with a 3.81 ERA in 16 starts after the break... allowed a .222 opponents batting average with runners in scoring position, which ranked fifth lowest in the AL, and opponents batted .228 when leading off an inning, which was sixth lowest in the AL... did not commit an error in 46 chances which tied for the third most chances among AL pitchers with no errors... ranked sixth among all AL pitchers with 34 assists... made the first Opening Day start of his career on April 4 at Baltimore but took the loss... allowed a first inning grand slam to Bret Boone on April 20 at Seattle, the first grand slam he has allowed in his career... recorded his first Major League hit June 7 at Washington with a fifth inning single off Tony Armas... won eight consecutive starts from June 28 to August 4 and compiled a 2.33 ERA and .199 opponents batting average over that span... pitched 7.1 no-hit innings on July 15 against Texas before Mench homered with one out in the eighth inning... went 6-0 with a 2.51 ERA in six starts in July to earn AL Pitcher of the Month honors for the third time in his career (August, 2001 and September, 2001)... led the Majors in wins in July and topped the AL in ERA... became just the second Oakland pitcher since 1991 to win six games in a month (Mulder in June, 2002)... tossed 9.0 innings on August 30 at Los Angeles but had a no decision in the A's 2-1 win in 11 innings... it was the first time he tossed nine innings since April 18, 2003, a span of 93 starts without going nine innings.

2004—Was 11-11 with a 4.48 ERA in 34 starts... led the A's with 34 games started and tied for the team lead with 28 home runs allowed... tied for seventh in the American League with 81 walks and was 10th with 163 strikeouts... his .263 opponents batting average broke down to .248 against right-handers and .323 against left-handers... the A's scored just 15 runs in his 11 losses (65.2 ip, 2.06 per nine innings), 34 runs in his 12 no decisions (79.1 ip, 3.86 per nine innings) and 71 runs in his 11 wins (68.0 ip, 9.40 per nine innings)... had 12 no decisions which tied for sixth most in the AL... had his highest one month ERA in April as he went 2-3 with a 6.83 ERA in five starts... had a 62.2 inning, 268 batter homerless streak dating back to August 27, 2003 snapped on April 23 against Anaheim when he allowed a first inning home run to Troy Glaus... posted his best single month ERA in May when he went 1-0 with a 3.18 ERA in five starts... left with the score tied in three of his May starts, including May 28 at Cleveland when he pitched 8.0 shutout innings in a 1-0 A's loss... put together a three-game winning streak over his first four starts after the All-Star Break from July 16 to 31, his only winning streak longer than two games in 2004... went 3-3 despite a 3.76 ERA and .213 opponents batting average over his final 10 starts... left with the lead in four of those starts only to have the bullpen blow the lead all four times... had the A's only 10-strikeout game of the season on September 12 when he fanned 10 Cleveland Indians.

2003—Named to his second consecutive American League All-Star team but finished with just a 14-12 record despite a 3.30 ERA which ranked seventh in the AL... allowed a .219 opponents batting average which was second lowest in the AL but had the eighth lowest run support in the league (4.62)... tied for

fourth in the AL with a career high four complete games but he lost each of the last three games in which he went the distance...was 1-3 with a 1.64 ERA in his four complete games...ranked fourth in the AL with a career high 231.2 innings pitched and issued 88 walks which was second most in the AL...had the third lowest opponents slugging percentage (.324) and seventh lowest opponents on-base percentage (.295) in the league...tied for second in the AL in games started (35)...was 10-6 with a 2.69 ERA and .199 opponents batting average in 20 starts at night and had the best night ERA in the AL...had the second lowest opponents batting average (.192) and third lowest opponents on-base percentage (.253) to hitters leading off an inning in the AL...went 6-3 with a 2.51 ERA over his first 10 starting assignments through May 21, 4-8 with a 3.88 ERA over his next 18 starts through August 22 and 4-1 with a 3.02 ERA over his final seven starts...won his first two starts of the season to extend his winning streak to a career high 10 games dating back to August 13, 2002...picked up his 50th career win on April 18 at Texas, a complete game six-hit shutout in the 88th start of his career...that makes him the second fastest Athletic to reach 50 wins (Rube Waddell, 79 starts)...tossed a complete game three-hitter in the A's 4-3 loss at Minnesota on May 27, the low-hit complete game of his career...tossed another complete-game three hitter on July 18 at Minnesota and lost again, 3-2...made his 100th career start on June 23 at Texas...was named to his second AL All-Star team but did not pitch...finished the season with a 14-12 record to become the first Oakland pitcher to win the Cy Young Award one year and follow it up with a winning season in an Oakland uniform the next year...made two starts against Boston in the ALDS and was 1-1 with a 3.46 ERA...picked up the win in Game 2, a 5-1 A's victory in Oakland (7.0 ip, 5 h, 1 r, 1 er, 2 bb, 9 so) but took the loss in Game 5, a 4-3 A's loss in Oakland (6.0 ip, 4 h, 4 r, 4 er, 2 bb, 4 so).

2002—Was named the American League Cy Young Award winner by the Baseball Writers Association of America...is the fifth Athletic to win the award, the first since Dennis Eckersley in 1992...won the award at the age of 24 to become the youngest Cy Young Award winner since Roger Clemens in 1986, also at the age of 24...was also named AL Pitcher of the Year by *The Sporting News* and was named as the left handed pitcher on TSN's postseason All-Star team...became the A's third different 20-game winner in the last three seasons as he won a career-high 23 games...had just five losses for an .821 winning percentage which set an Oakland record...broke the mark of .818 (27-6) established by Bob Welch in 1990...only Randy Johnson had more wins in the majors in 2002 (24) than Zito's 23...the wins were the fourth best single season total in Oakland history and were the most by an Athletic since Bob Welch won 27 in 1990...it was the 17th 20-win season in Oakland history and he is the ninth different 20-game winner in Oakland history...his win total was the best by an AL left hander since Frank Viola won 24 for Minnesota in 1988 and in Oakland left-handed history, only Vida Blue has more wins (24 in 1971)...one of two A's All-Stars, he led the AL in games started (35) and opponents average with runners in scoring position (.185), was second in winning percentage (.821), third in ERA (2.75) and run support (6.79), tied for third in strikeouts (182), fourth in opponents batting average (.218) and pitches per start (105.4), fifth in innings pitched (229.1), pickoffs (5) and opponents slugging percentage (.340), tied for fifth in most walks (78) and tied for seventh in opponents on-base percentage (.289)...was 13-1 with a 3.09 ERA in his 17 starting assignments following an A's loss...went 12-2 with a 1.92 ERA and .203 opponents batting average in 16 starts after the All-Star Break...led the AL in wins after the break, ranked second in ERA and was third in opponents batting average (.203)...went 22-3 with a 2.39 ERA and .210 opponents batting average over his final 29 starts beginning on May 5...was 11-1 with a 2.56 ERA in 17 starts in Oakland and 12-4 with a 2.92 ERA in 18 starts on the road...ranked second in the AL in home wins and tied for second in road wins...those were the most road wins by an A's pitcher since Bob Welch had 13 in 1990...the one home loss came on August 2 against Detroit and it snapped his Oakland record 16-game home winning streak, breaking the mark of 15 set by Kenny Rogers who went 15-0 in Oakland in his two seasons with the A's from 1998-1999...the winning streak lasted 24 starts from June 18, 2001 until July 18, 2002...his opponents batting average in 2002 broke down to .275 against left-handers and .203 against right-handers...put together a nine game winning streak from May 5 to June 22 (2.22 ERA, .197 opponents batting average)...was 4-0 with a 2.18 ERA in five May starts...matched his career-high with 11 strikeouts on June 1 at Tampa Bay...finished June with a 5-1 record and a 3.69 ERA in six starts...named to his first AL All-Star team and faced just one batter in the game, getting Shawn Green to ground out to teammate Miguel Tejada to start the sixth inning...had a 21.0-inning scoreless streak from July 7 to 23...went 5-0 with a 1.66 ERA in six starts in July...finished the season with an eight game winning streak, posting a 2.04 ERA and .202 opponents batting average over his final 10 starts...recorded his 20th win on September 8 at Minnesota, the fifth earliest date an Oakland pitcher has won 20, the earliest since Bob Welch on August 17, 1990...won his only playoff start, Game 3 of the ALDS at Minnesota, a 6-3 A's win.

2001—Started slowly but dominated American League hitters over the final two months of the season... was 6-7 with a 5.01 ERA in 22 starts through July 24... then went 11-1 with a 1.32 ERA and .174 opponents batting average over his final 13 starts, including a nine-game winning streak to finish the regular season... lost his only ALDS start against New York although he allowed just one run on two hits in eight innings (1 bb, 6 so) in the A's 1-0 loss in Game 3... finished the season 17-8 with a 3.49 ERA and 205 strikeouts in 35 starts... became just the fourth pitcher in Oakland history to strikeout 200 in season, the second left hander... is one of five left-handed pitchers in Athletics history with 200 strikeouts (Waddell, Plank, Grove and Blue)... finished fourth in the AL in strikeouts... tied teammate Tim Hudson for the AL lead in games started, tied for third in opponents batting average (.230), tied for fourth in shutouts (2), tied for sixth in wins, was eighth in ERA, tied for ninth in complete games (3) and 10th in winning percentage (.680)... tied for fifth with an Oakland record 13 hit batters, the most hit batters by an A's pitcher since Harry Byrd hit 14 in 1953... also ranked second in opponents slugging (.345), fourth in average by right-handers (.229), sixth in opponents on-base percentage leading off an inning (.281), seventh in fewest home runs per nine innings (0.76) and 10th in strikeout to walk ratio (2.56)... went 9-0 with a 2.21 ERA over his last 13 starts in Oakland... had a 28.1 inning scoreless streak at the Coliseum from July 29 to August 25... had 44 strikeouts in 37.1 innings in April, the most strikeouts by an A's pitcher in one month since Dave Stewart struck out 45 in September of 1988... retired 23 consecutive batters from August 4 to 9... started his season ending nine-game winning streak with a four-hit shutout in the A's 9-0 win over Cleveland on August 20... struck out a career high 11 against the Indians, one of five 10 strikeout games in 2001... went 5-1 with a 1.02 ERA and .163 opponents batting average in six starts in August and 4-0 with a 1.33 ERA and .168 opponents batting average in four starts in September and was named American League Pitcher of the Month in both months.

2000—Made his Major League debut with 14 starts for the A's and was 7-4 with a 2.72 ERA... the ERA was the lowest among Major League rookies with 30 or more innings pitched... ranked tied for third among AL rookies in strikeouts (78), tied for fourth in wins and sixth in innings pitched (92.2)... limited opponents to a .195 batting average, including .192 with runners in scoring position... average broke down to .194 with no home runs off left-handers and .195 with six home runs off right-handers... was the starting pitcher in the A's 11-1 win at New York in Game 4 of the Division Series... selected from Triple-A Sacramento on July 22 and made his Major League debut that day against Anaheim... became the 28th pitcher in Oakland history to start in his ML debut, the third in 2000... became the eighth to win... walked the first batter he faced (Erstad) but later picked him off... allowed just one run in five innings... the Angels loaded the bases with no outs in the fifth but he struck out Vaughn, Salmon and Anderson to end the inning... went 5-1 with a 1.73 ERA in six September starts... tossed his first career complete game and shutout on September 10 against Tampa Bay, a five-hitter in the A's 11-0 win (0 bb, 8 so)... was named American League Co-Player of the Week with the White Sox Carlos Lee for the week of September 4-10, going 2-0 without allowing a run in 15.2 innings... defeated the Devil Rays in his next start on September 15 and extended his scoreless streak to 23.2 innings... was 8-5 with a 3.19 ERA and .230 opponents batting average in 18 starts at Triple-A Sacramento before he was called up... named to the *Baseball America* Triple-A All-Star team... led the team with 91 strikeouts and tied for the team lead in wins and starts... was named PCL Pitcher of the Week for the week of May 1-7.

1999—Pitched for three different teams in the A's farm system... made his professional debut at Visalia on July 2, was promoted to Midland on August 13 and was later sent to Vancouver on September 4 following the conclusion of the Rockhounds season... was a combined 6-1 with a 3.16 ERA in 13 games, all starts... struck out 97 and walked 35 in 68.1 innings... allowed a .198 opponents batting average... picked up his first professional win on July 27 at High Desert... earned California League Pitcher of the Week honors for the week of July 26-August 1... went 1-1 with a 2.40 ERA in three games, two starts, in the postseason as Vancouver won the Pacific Coast League Championship and the Triple-A World Series.

PERSONAL/MISCELLANEOUS

Barry William Zito was originally signed by A's scout Rick Magnante... is married, Amber... graduated from University High School (San Diego, Calif.) in 1996... earned all-league honors in baseball as a senior... attended UC Santa Barbara as a freshman and earned Freshman All-America honors from Collegiate Baseball after striking out 123 in 85.1 innings... transferred to Pierce Junior College as a sophomore and was all-state and all-conference after going 9-2 with a 2.62 ERA and 135 strikeouts in 103.0 innings... attended USC as a junior and was a first-team All-America selection by USA Today Baseball

Weekly, Collegiate Baseball and Baseball America after going 12-3 with a 3.28 ERA and 154 strikeouts in 113.2 innings...was also named Pac-10 Pitcher of the Year...played in the 1994 Colt World Series, the 1995 Palomino World Series and the 1996 Connie Mack World Series...has long been extremely active in community endeavors...was named to the prestigious "Hutch Awards" in 2013, which goes to the MLB player who "exemplifies the honor, courage and dedication" of Seattle native Fred Hutchinson, a former MLB player and manager...received the Dave Stewart Community Service Award in 2005...was tabbed Baseball's #1 "Good Guy" in 2006 by The Sporting News...has been finalist for both MLB's Roberto Clemente Award and Marvin Miller Man of Year Award, both of which recognize excellence in community service...is also affiliated with Juvenile Diabetes Research Foundation, Muscular Dystrophy Association, Special Olympics and Make-a-Wish Foundation.

LIFETIME PITCHING RECORD

Year	Club	W	L	ERA	G	GS	CG	SHO	SV	IP	H	R	ER	HR	HB	BB	IBB	SO	WP	BK
1999	Visalia	3	0	2.45	8	8	0	0	0	40.1	22	13	11	3	0	22	0	62	3	0
	Midland	2	1	4.91	4	4	0	0	0	22.0	21	15	12	1	1	11	0	29	2	0
	Vancouver	1	0	1.50	1	1	0	0	0	6.0	5	1	1	0	0	2	0	6	2	0
2000	Sacramento	8	5	3.19	18	18	0	0	0	101.2	88	44	36	4	2	45	0	91	5	0
	OAKLAND	7	4	2.72	14	14	1	1	0	92.2	64	30	28	6	2	45	2	78	2	0
2001	OAKLAND	17	8	3.49	35	35	3	2	0	214.1	184	92	83	18	13	80	0	205	6	1
2002	OAKLAND	23	5	2.75	35	35	1	0	0	229.1	182	79	70	24	9	78	2	182	2	1
2003	OAKLAND	14	12	3.30	35	35	4	1	0	231.2	186	98	85	19	6	88	3	146	4	0
2004	OAKLAND	11	11	4.48	34	34	0	0	0	213.0	216	116	106	28	9	81	2	163	4	1
2005	OAKLAND	14	13	3.86	35	35	0	0	0	228.1	185	106	98	26	13	89	0	171	4	0
2006	OAKLAND	16	10	3.83	34	34	0	0	0	221.0	211	99	94	27	13	99	5	151	4	2
2007	SAN FRANCISCO	11	13	4.53	34	33	0	0	0	196.2	182	105	99	24	4	83	4	131	5	0
2008	SAN FRANCISCO	10	17	5.15	32	32	0	0	0	180.0	186	115	103	16	4	102	10	120	3	0
2009	SAN FRANCISCO	10	13	4.03	33	33	1	0	0	192.0	179	89	86	21	8	81	8	154	2	2
2010	SAN FRANCISCO	9	14	4.15	34	33	1	0	0	199.1	184	97	92	20	7	84	7	150	7	0
2011	SAN FRANCISCO	3	4	5.87	13	9	0	0	0	53.2	51	35	35	10	0	24	1	32	1	0
	San Jose	2	1	2.53	3	3	0	0	0	21.1	15	7	6	2	2	5	0	19	0	0
	Fresno	2	0	2.55	3	3	1	1	0	17.2	10	5	5	1	0	5	0	17	0	0
2012	SAN FRANCISCO	15	8	4.15	32	32	1	1	0	184.1	186	91	85	20	5	70	6	114	1	0
2013	SAN FRANCISCO	5	11	5.74	30	25	0	0	0	133.1	173	94	85	19	4	54	2	86	5	1
ML Totals		165	143	4.02	430	419	12	5	0	2569.2	2369	1246	1149	278	97	1058	52	1883	50	8

CAREER TRANSACTIONS

1996 — Selected by the Seattle Mariners organization in the 59th round of the free agent draft, did not sign. **1998** — Selected by the Texas Rangers organization in the 3rd round of the free agent draft, did not sign. **1999** — Selected by the Oakland Athletics organization in the 1st round (ninth selection overall) of the free-agent draft. **2006** — Elected free agency, October 31; signed by the San Francisco Giants, December 29. **2011** — On the disabled list, April 17 to June 24; included rehabilitation assignment to San Jose, June 6 to 14, and Fresno, June 15 to 24. On the disabled list, August 1 to September 10; included rehabilitation assignment to San Jose, August 8 to 11, and August 12 to 14. **2013** — Elected free agency, November 2. **2015** — Signed by the Oakland Athletics to a minor league contract, February 17.

DIVISION SERIES RECORD

Year	Club/Opp.	W	L	ERA	G	GS	CG	SHO	SV	IP	H	R	ER	HR	HB	BB	IBB	SO	WP	BK
2000	OAK vs. N.Y.	1	0	1.59	1	1	0	0	0	5.2	7	1	1	0	0	2	0	5	0	0
2001	OAK vs. N.Y.	0	1	1.13	1	1	0	0	0	8.0	2	1	1	1	2	1	0	6	0	0
2002	OAK vs. MIN	1	0	4.50	1	1	0	0	0	6.0	5	3	3	0	0	4	0	8	1	0
2003	OAK vs. BOS	1	1	3.46	2	2	0	0	0	13.0	9	5	5	2	1	4	0	13	0	0
2006	OAK vs. MIN	1	0	1.13	1	1	0	0	0	8.0	4	1	1	1	0	3	0	1	0	0
2012	SF vs. CIN	0	0	6.75	1	1	0	0	0	2.2	4	2	2	1	0	4	0	4	0	0
Totals		4	2	2.70	7	7	0	0	0	43.1	31	13	13	5	3	18	0	37	1	0

LEAGUE CHAMPIONSHIP SERIES RECORD

Year	Club/Opp.	W	L	ERA	G	GS	CG	SHO	SV	IP	H	R	ER	HR	HB	BB	IBB	SO	WP	BK
2006	OAK vs. DET	0	1	12.27	1	1	0	0	0	3.2	7	5	5	2	0	3	0	0	0	0
2012	SF vs. STL	1	0	0.00	1	1	0	0	0	7.2	6	0	0	0	0	1	1	6	0	0
Totals		1	1	3.97	2	2	0	0	0	11.1	13	5	5	2	0	4	1	6	0	0

WORLD SERIES RECORD

Year	Club/Opp.	W	L	ERA	G	GS	CG	SHO	SV	IP	H	R	ER	HR	HB	BB	IBB	SO	WP	BK
2012	SF vs. DET	1	0	1.59	1	1	0	0	0	5.2	6	1	1	0	0	1	0	3	0	0

ALL-STAR GAME RECORD

Year	Club/Site	W	L	ERA	G	GS	CG	SHO	SV	IP	H	R	ER	HR	HB	BB	IBB	SO	WP	BK
2002	AL/Mil.	0	0	0.00	1	0	0	0	0	0.1	0	0	0	0	0	0	0	0	0	0
2003	AL/Chi. (AL)									(Did not pitch)										
2006	AL/Pit.	0	0	0.00	1	0	0	0	0	1.0	0	0	0	0	0	0	0	0	0	0
Totals		0	0	0.00	2	0	0	0	0	1.1	0	0	0	0	0	0	0	0	0	0

VS. THE AMERICAN LEAGUE

2014		CAREER												
ERA	W	L	S	G	IP	ER	vs. TEAM	ERA	W	L	S	G	IP	ER
—	0	0	0	0	0.0	0	Baltimore	2.89	6	4	0	14	87.1	28
—	0	0	0	0	0.0	0	Boston	5.52	5	7	0	15	88.0	54
—	0	0	0	0	0.0	0	Chicago	3.24	8	3	0	13	86.0	31
—	0	0	0	0	0.0	0	Cleveland	2.58	6	3	0	10	69.2	20
—	0	0	0	0	0.0	0	Detroit	2.91	8	6	0	16	102.0	33
—	0	0	0	0	0.0	0	Houston	5.44	3	3	0	8	43.0	26
—	0	0	0	0	0.0	0	Kansas City	2.52	4	2	0	11	75.0	21
—	0	0	0	0	0.0	0	Los Angeles	4.14	12	11	0	30	184.2	85
—	0	0	0	0	0.0	0	Minnesota	3.58	4	4	0	11	73.0	29
—	0	0	0	0	0.0	0	New York	5.20	3	9	0	16	90.0	52
—	0	0	0	0	0.0	0	Oakland	6.28	3	4	0	7	38.2	27
—	0	0	0	0	0.0	0	Seattle	3.76	12	3	0	24	150.2	63
—	0	0	0	0	0.0	0	Tampa Bay	3.89	6	3	0	11	71.2	31
—	0	0	0	0	0.0	0	Texas	3.78	18	6	0	32	209.1	88
—	0	0	0	0	0.0	0	Toronto	3.98	5	5	0	13	83.2	37

VS. THE NATIONAL LEAGUE

2014		CAREER												
ERA	W	L	S	G	IP	ER	vs. TEAM	ERA	W	L	S	G	IP	ER
—	0	0	0	0	0.0	0	Arizona	4.98	7	8	0	21	112.0	62
—	0	0	0	0	0.0	0	Atlanta	2.06	5	1	0	7	48.0	11
—	0	0	0	0	0.0	0	Chicago	3.73	3	3	0	8	50.2	21
—	0	0	0	0	0.0	0	Cincinnati	5.99	3	5	0	14	67.2	45
—	0	0	0	0	0.0	0	Colorado	3.20	8	5	0	25	152.0	54
—	0	0	0	0	0.0	0	Los Angeles	3.60	10	10	0	28	167.2	67
—	0	0	0	0	0.0	0	Miami	2.43	5	1	0	10	55.2	15
—	0	0	0	0	0.0	0	Milwaukee	7.48	2	5	0	11	49.1	41
—	0	0	0	0	0.0	0	New York	4.80	3	3	0	9	50.2	27
—	0	0	0	0	0.0	0	Philadelphia	4.56	3	4	0	9	53.1	27
—	0	0	0	0	0.0	0	Pittsburgh	4.93	2	4	0	8	45.2	25
—	0	0	0	0	0.0	0	San Diego	4.73	5	11	0	27	137.0	72
—	0	0	0	0	0.0	0	San Francisco	3.33	1	2	0	4	27.0	10
—	0	0	0	0	0.0	0	St. Louis	4.29	3	6	0	10	56.2	27
—	0	0	0	0	0.0	0	Washington	4.12	2	2	0	8	43.2	20

MONTHLY BREAKDOWN

2014		CAREER												
ERA	W	L	S	G	IP	ER	by MONTH	ERA	W	L	S	G	IP	ER
—	0	0	0	0	0.0	0	March	7.20	0	1	0	1	5.0	4
—	0	0	0	0	0.0	0	April	4.45	21	27	0	64	378.1	187
—	0	0	0	0	0.0	0	May	3.58	22	21	0	66	412.1	164
—	0	0	0	0	0.0	0	June	4.49	25	26	0	70	421.1	210
—	0	0	0	0	0.0	0	July	4.29	31	23	0	73	443.0	211
—	0	0	0	0	0.0	0	August	3.65	32	26	0	78	461.1	187
—	0	0	0	0	0.0	0	September	3.76	31	18	0	72	416.0	174
—	0	0	0	0	0.0	0	October	3.34	3	1	0	6	32.1	12

PITCHING BREAKDOWN

2014		CAREER												
ERA	W	L	S	G	IP	ER	by CATEGORY	ERA	W	L	S	G	IP	ER
—	0	0	0	0	0.0	0	Home	5.40	0	0	0	2	1.2	1
13.50	0	0	0	1	1.1	2	Away	13.50	0	0	0	1	1.1	2
—	0	0	0	0	0.0	0	Day	0.00	0	0	0	1	1.0	0
13.50	0	0	0	1	1.1	2	Night	13.50	0	0	0	2	2.0	3
—	0	0	0	0	0.0	0	Starter	—	0	0	0	0	0.0	0
13.50	0	0	0	1	1.1	2	Reliever	9.00	0	0	0	3	3.0	3
—	0	0	0	0	0.0	0	Pre-ASG	5.40	0	0	0	2	1.2	1
13.50	0	0	0	1	1.1	2	Post-ASG	13.50	0	0	0	1	1.1	2

BALLPARK BREAKDOWN

	ERA	W	L	S	G	IP	ER
Angel Stadium	3.07	6	5	0	13	82.0	28
AT&T Park	4.13	35	37	0	105	606.1	278
Busch Stadium	8.20	1	3	0	4	18.2	17
Busch Stadium II	3.60	0	0	0	1	5.0	2
Camden Yards	1.51	3	2	0	6	41.2	7
Chase Field	5.34	4	4	0	12	57.1	34
Cinergy Field	3.86	1	0	0	1	7.0	3
Citi Field	4.50	0	1	0	2	10.0	5
Citizens Bank Park	5.40	1	3	0	5	28.1	17
Comerica Park	1.67	5	2	0	8	54.0	10
Coors Field	4.39	3	4	0	12	67.2	33
Dodger Stadium	3.84	5	5	0	13	75.0	32
Fenway Park	5.45	2	3	0	6	36.1	22
Globe Life Park	3.75	11	1	0	15	96.0	40
Great American	5.66	0	2	0	7	35.0	22
Kauffman Stadium	2.36	3	0	0	5	34.1	9
Marlins Park	9.00	0	0	0	1	1.0	1
Metrodome	3.80	2	4	0	6	42.2	18
Miller Park	9.44	0	5	0	8	34.1	36
Minute Maid Park	7.00	1	2	0	4	18.0	14
Nationals Park	3.86	1	0	0	2	7.0	3
O.co Coliseum	3.77	51	32	0	112	723.2	303
Original Yankee Stadium	4.24	2	5	0	9	57.1	27
PETCO Park	5.76	1	6	0	13	59.1	38
PNC Park	6.86	1	3	0	4	21.0	16
Progressive Field	3.21	3	3	0	7	47.2	17
Qualcomm Stadium	2.84	0	0	0	1	6.1	2
RFK Stadium	2.08	0	1	0	2	13.0	3
Rogers Centre	5.40	1	4	0	6	35.0	21
Safeco Field	4.31	3	3	0	13	77.1	37
Shea Stadium	1.50	1	0	0	2	12.0	2
Sun Life Stadium	1.07	4	0	0	4	25.1	3
Tropicana Field	5.45	3	2	0	6	36.1	22
Turner Field	1.64	4	0	0	5	33.0	6
U.S. Cellular Field	2.72	4	0	0	6	39.2	12
Veterans Stadium	3.00	1	0	0	1	6.0	2
Wrigley Field	3.32	2	1	0	3	19.0	7

FIELDING STATISTICS

Pitcher		Year	Pct.	G	PO	A	E	TC	DP
2000	1.000	14	4	9	0	13	0		
2001	.944	35	9	25	2	36	3		
2002	.933	35	11	31	3	45	3		
2003	.976	35	12	28	1	41	1		
2004	.947	34	5	31	2	38	1		
2005	1.000	35	12	34	0	46	1		
2006	.962	34	7	18	1	26	3		
2007	1.000	34	3	21	0	24	1		
2008	.964	32	7	20	1	28	0		
2009	.935	33	3	26	2	31	1		
2010	.964	34	5	22	1	28	1		
2011	.917	13	2	9	1	12	0		
2012	.966	32	2	26	1	29	1		
2013	1.000	30	3	20	0	23	0		
Totals	.964	430	85	320	15	420	16		

ZITO'S CAREER BESTS

Low Hit Complete Game: 3 (twice), last: July 18, 2003 at Minnesota

Innings Pitched: 9.0 (seven times), last: April 9, 2012 at Colorado

Strikeouts: 11 (three times), June 16, 2006 vs. Los Angeles (NL); June 1, 2002 at Tampa Bay; August 20, 2001 at Detroit; 10 (12 times), last: August 6, 2010 at Atlanta

Pitches: 128 (twice), last: July 2, 2006 vs. Arizona

Longest Winning Streak: 10, August 13, 2002 to April 8, 2003

Longest Losing Streak: 9, July 21 to September 14, 2010

Longest Scoreless Streak: 23.2, August 29 to September 15, 2000



INFIELDER/OUTFIELDER

Height/Weight: 6-3 / 210

Bats/Throws: Switch / Right

Birthdate: May 26, 1981

Opening Day Age: 33

Birthplace/Resides: Eureka, Illinois / Franklin, Tennessee

Major League Service: 7 year, 134 days

Obtained: Acquired from Tampa Bay with Yunel Escobar for John Jaso, Daniel Robertson, Boog Powell and cash, January 10, 2015

Contract Status: Fifth year of a five-year contract extension through 2015

CAREER HIGHLIGHTS

Spent the first nine seasons of his career with Tampa Bay before being traded to Oakland in a five-player deal in January...leaves Tampa Bay as the Rays' all-time leader in walks (542) and doubles (229)...also ranks second in games (1064), at bats (3850), runs (565), hits (1016) and triples (32), third in RBI (511), stolen bases (102) and extra base hits (375) and fifth in home runs (114)...was a two-time All-Star with Tampa Bay (2009, 2013)...has played every position except pitcher and catcher in his career, including 547 games at second base, 331 in right field and 229 at shortstop...led American League second basemen with a .993 fielding percentage in 2013...played for the United States in the 2013 World Baseball Classic...played in the Arizona Fall League in 2006...was originally drafted by Houston in 2004 and was traded to Tampa Bay prior to the trading deadline in 2006.

2014 HIGHLIGHTS

Was named the Rays' MVP by the Tampa Bay Chapter of the Baseball Writers' Association of America after batting .272 with 10 home runs and 52 RBI in 146 games...added 75 walks for a .354 on-base percentage...tied for seventh in the American League in walks...had his franchise-best string of five consecutive seasons of at least 150 games played come to an end as he made his first trip to the disabled list since 2008 with a dislocated left thumb...his 919 games played since 2009 are ninth most in the majors...led the Rays in walks for the fifth time in the last six years...also led the team with 83 runs (tied), 34 doubles, .354 on-base percentage, .749 OPS and 18 infield hits (tying his career high)...his 504 walks since 2009 are fifth most in the majors over that span...has 483 unintentional walks, which is tops in the majors since then...had his sixth straight season of 70-plus walks, which is the now the longest current streak in the majors following the retirement of Adam Dunn...had his seventh straight season of 10-plus home runs, the longest current streak among Major League switch-hitters...reached double-digit homers and steals for the sixth straight year, joining Hanley Ramirez (9 seasons) and Andrew McCutchen (6) as the only players with current streaks that long...over the last six years (since 2009), he leads all switch-hitters in doubles (211), extra-base hits (338) and walks (504) and is tied with Erick Aybar for the lead in hits (910)...is tied for third in RBI (454)...the walks rank second among all AL hitters and fifth in the majors...struck out 84 times and his average of 7.79 plate appearances per strikeout was the highest mark of his career...started at five defensive positions (74 at second base, 23 at shortstop, 17 in left field, 16 in right field, seven in center field)...in only one other season has he started at more defensive positions: seven in 2009...was one of six players in 2014 to start at all three outfield positions and at both middle infield positions (Brock Holt, BOS; Elian Herrera, MIL; Enrique Hernandez, HOU/MIA; Emilio Bonifacio, CHI/ATL; Mike Aviles, CLE)...is one of only four active players to play at least 30 career games at those five positions, joining Brent Lillibridge, Willie Bloomquist and Bonifacio...is the first ML player since records are available to play in 200 career games at second base, shortstop and right field...charged with six errors in 79 games at second base after making only four there in 125 games in 2013...for the sixth time in seven seasons he was error-free in the outfield...his .997 career fielding percentage as an outfielder is the best among active players (min. 400 games)...now has a 98-game errorless streak in the outfield dating back to Aug. 14, 2012...finished second to Lorenzo Cain (KC) in the Fielding Bible Awards for the Multi-Position category...hit .340 (53-for-156) against left-handed pitching compared to .246 (102-for-414) against right-handers...the mark against lefties

MOST WALKS SINCE 2009

- 547 Joey Votto (475)
- 520 Jose Bautista (478)
- 520 Adam Dunn (479)
- 516 Prince Fielder (412)
- 504 Ben Zobrist (483)**

(number in parentheses indicates unintentional walks)

ranked eighth in the AL...batted .225 with runners in scoring position, but hit .375 starting July 4, when he ended a 1-for-43 stretch with RISP...had a career .273 average with RISP entering 2014...hit .193 with RISP and two outs...was 1-for-12 (.083) with the bases loaded...hit .316 during the day...hit five of his 10 home runs in interleague play...batted leadoff in 47 starts...started in the No. 2 hole 74 times...batted .300 in the No. 2 spot, and the Rays were 42-32 in those games.

TAMPA BAY: Homered from each side of the plate for the first time in his pro career April 13 at Cincinnati...hit two-run homers off left-hander Tony Cingrani and right-hander Nick Christiani...it was only the third time in Rays history a switch-hitter has homered both left- and right-handed in the same game...he was one of three to do it in the majors in 2014, along with Melky Cabrera and Carlos Santana...hit .308 in 26 games in April...was batting .260 with three home runs and nine RBI in 40 games when he was placed on the 15-day disabled list May 15 with a dislocated left thumb...went 1-for-4 with a walk on a one-game rehab assignment with Charlotte May 28 and was reinstated from the DL May 30...was the Rays offensive leader during their 30-13 run that took them from 31-48 on June 24 to 61-61 on Aug. 15...batted .333 with 20 extra-base hits including 14 doubles...from June 25 through season's end, he batted a club-high .295 while the Rays went 46-35...in 65 games prior to that stretch, he batted .242 with only 15 RBI...hit .337 in July, his best single-month average of 2014...doubled twice off Sonny Gray Aug. 6 at Oakland to surpass Evan Longoria as the Rays all-time leader in doubles...finished the season with 229, which is three more than Longoria...recorded his 1,000th career hit off Chris Capuano Sept. 10 at New York (AL), joining Carl Crawford (1,480) as the only Rays to reach that milestone...delivered a two-out, bases-loaded single in the ninth inning Sept. 15 against New York (AL) off Shawn Kelley to give the Rays a 1-0 walk-off win...entered the game 0-for-11 with the bases loaded in 2014 and 1-for-his-last-20 since the start of 2013...was a member of the ML team that played a five-game All-Star Series against Japan's national team in Japan in November.

CAREER

2013—Played in 157 games, which matched his career high (2012)...became the first Ray to play in 150-plus games five years in a row (2009-13)...led the Rays in innings played at 1376.2, which tied for the most in club history with Delmon Young's 2007 total...nominated for the American League Rawlings Gold Glove Award at second base despite starting at four different positions (117 at second base, 24 in right field, 11 at shortstop, two in left field)...won the AL fielding crown at second base with a franchise-record .993 fielding percentage, edging out Dustin Pedroia (.9928 to .9927)...the previous club record at second base was .990 set by Akinori Iwamura in 2008...also set a club record with 81 straight errorless games at second base from May 11 to Aug. 30...was the only AL player with at least 10 starts at both middle infield positions and in the outfield in 2013...Alexi Amarista (SD), Logan Forsythe (SD) and Freddy Galvis (PHI) did so in the National League...he and Yunel Escobar combined to make only 11 errors, matching the second fewest ever by an AL double play combination (both players qualifying for fielding crown)...Robinson Cano and Derek Jeter committed only nine for the 2010 Yankees...Cal and Billy Ripken had 11 for the 1990 Orioles and Mark Loretta and Alex Gonzalez had 11 for the 2006 Red Sox...appeared in 42 games in the outfield and did not commit an error in 53 chances...selected to the All-Star Game by Tigers Manager Jim Leyland but did not play...it was his second All-Star selection (also 2009)...led the Rays with a career-high 168 hits...also led the club in on-base percentage (.354), game-tying and go-ahead RBI (28), multi-hit games (49) and walks (72)...struck out in only 13% of his plate appearances, which was the lowest rate of his career...swung at 40.1% of his pitches seen, which was the ninth lowest rate in the AL...chased 23.9% of pitches out of the zone, which was the eighth lowest rate in the AL...tied a franchise record June 10 against Boston with five hits...recorded the third multi-homer game of his career Aug. 13 against Seattle...the first leadoff homer of his career was also the 100th home run of his career...both Zobrist and the Mariners Brad Miller led off Aug. 13 with a home run, the first time that had happened in an AL game since Aug. 17, 2006...both homered twice in the game...drew his 461st career walk Sept. 13 at Minnesota off Kevin Correia, passing Carlos Peña for the most in Rays history...started all five of the Rays postseason games at second base...hit a solo homer in Game 1 of the ALDS at Boston off Jon Lester, the second postseason homer of his career...compiled a nine-game postseason hitting streak that ended after Game 1, tying B.J. Upton for the longest in Rays postseason history...named by the Tampa Bay chapter of the BBWAA as winner of the Paul C. Smith Champion Award, given to the player who best exemplifies the spirit of true professionalism on and off the field...prior to the season, played four games for Team USA in the World Baseball Classic, going 3-for-11 (.273) with three walks and one RBI...made starts at right field, designated hitter and third base.

2012—Played in a career-high 157 games, including 156 starts (59 in right field, 47 at shortstop, 46 at second base, four at designated hitter)...according to Stats LLC, became the first player since records are available (1921) to start at least 45 games at three different positions in the field...the closest any other player came was Hall of Famer Stan Musial in 1948 (63 in center field, 51 in right field, 41 in left field)...his 97 walks were second most in the majors to Adam Dunn (105) as well as a career high...it tied for the second highest total in club history, trailing Carlos Peña (103 in 2007) and tying B.J. Upton (2008)...led all Major League switch-hitters in doubles and extra-base hits for a second straight season, the first player to do this since Pete Rose (1975-76)...led the Rays in games started, hits (151), runs scored (88), doubles (39), triples (7, tied), extra-base hits (66), walks (97), on-base percentage (.377) and multi-hit games (42)...ranked second on the club to B.J. Upton in home runs (20) and RBI (74)...finished tied for sixth in the American League in triples, tied for eighth in doubles and ranked ninth in on-base percentage...led the Rays with 28 game-tying and go-ahead RBI...hit .297 with a .395 on-base percentage and .520 slugging percentage on the road...added 12 home runs, 46 RBI and 24 doubles...ranked fourth in the majors with a .916 OPS on the road...in contrast, hit .239 with a .356 on-base percentage and .417 slugging percentage at home...added eight home runs, 28 RBI and 15 doubles...had a .200 batting average as late as June 7...after that date, hit .307 with a .402 on-base percentage and .523 slugging percentage over his final 102 games...had two walk-off hits, both coming in extra innings...broke a 3-3 tie in the 14th inning with an RBI triple scoring Carlos Peña July 20 against Seattle...hit a two-run homer off Mark Lowe in the 11th inning Sept. 7 against Texas for a 3-1 win, his first career walk-off home run...committed his first career error in the outfield May 22, 2012 against Toronto, a throwing error, ending a streak of 270 errorless games and 479 total chances...according to the Elias Sports Bureau, this was the most errorless games in the outfield to start a major league career since Darren Lewis played 392 errorless games from 1990-94 for the A's and Giants...with B.J. Upton on the DL, started the first 13 games of the year in right field...became the fourth Ray to reach base safely five times and hit two home runs in the same game June 9 at Miami...joins Jose Canseco (June 14, 1999 against Chicago-AL), Carlos Peña (Aug. 31, 2007 against New York-AL) and Desmond Jennings (Aug. 28, 2011 against Toronto)...moved to shortstop Aug. 9 against Toronto and started there 47 of the remaining 52 games (including each of the final 27 games)...prior to that, had not appeared at shortstop since June 23, 2009 or started there since May 30, 2009.

2011—Led the team with 156 games played, 153 starts (118 at second base, 33 in right field, 2 at designated hitter)...also led the Rays in runs (99, career high), hits (158), doubles (46, career high) and extra-base hits (72, career high)...led all Major League switch-hitters in extra-base hits and doubles...overall was sixth in the American League in extra-base hits and tied for third in doubles...had 43 extra-base hits by the All-Star Break...only one switch-hitter in AL history has had more doubles in a season: the Orioles' Brian Roberts (2004, 2008-09)...batted .311 on the road, which ranked eighth in the American League...it was 90 points better than his average at home (.221, sixth lowest in AL), which was the greatest disparity in the majors...his 60 RBI on the road were fourth in the majors behind Ryan Howard (63), Matt Kemp (63) and Adrian Gonzalez (62)...hit his first career inside-the-park home run Sept. 25 against Toronto off Brett Cecil, the 10th in Rays history...selected as one of the five AL players for the MLB All-Star Game Final Vote...was the fourth Ray to make the Final Vote fan ballot, joining Carl Crawford (2005), Evan Longoria (2008) and Carlos Peña (2009)...Longoria is the lone Ray to win...named AL Player of the Week for the week of April 24 to May 1 after batting .440 (11-for-25) with two home runs, five doubles and 13 RBI in six games...combined for 10 RBI in a doubleheader April 28 at Minnesota...the last player with 10-plus RBI in a doubleheader was Mark Whiten (13) on Sept. 7, 1993 at Cincinnati (1 in Game 1, 12 in Game 2)...the last player with 10 RBI in a day (single game) was Garret Anderson on Aug. 21, 2007 against New York-AL (10)...in Game 1, collected a career-high four hits and a club-record eight RBI...his eight RBI tied the Rangers' Nelson Cruz for most in one game in 2011...had 18 RBI in five games from April 21-25...the last AL player to do that was Reggie Jackson (18) from June 14-18, 1969...the last ML player to do it was Sammy Sosa from Aug 10-14, 2002 (18)...started at second base all four games of the ALDS against Texas and was one of two Rays to hit safely in all four games (also Desmond Jennings).

2010—Started 144 games at five different positions (79 in right field, 46 at second base, nine in center field, nine at first base, one at third base)...collected 92 walks, a career high at the time and fourth most in the American League...stole a career-high 24 bases and was caught only three times...his 88.9% success rate ranked third in the AL (min. 20 attempts)...tied David Wright (NYM) for the Major League lead with 12 sacrifice flies...set a club record, passing John Flaherty (10 in 1999)...recorded seven bunt

singles, which tied with teammate Sean Rodriguez and six others for the AL lead...his batting average fell nearly 60 points from 2009 (.297 to .238), despite reaching .315 on June 9...hit .177 in 84 games from June 22 through the end of the season, but drew 64 walks over that span...in September went through separate 0-for-23 and 0-for-18 skids...signed a three-year contract extension with club options for 2014 and 2015 on April 23...did not hit a home run until May 20 at New York (AL) off Andy Pettitte...went 38 games and 146 at bats before his first homer...hit safely in a club-record 23 straight road games, May 10–July 1...started all five games of the ALDS against Texas (two in right field, two at second base, one at first base), batting .300 (6-for-20)...in the Game 1 loss at home, doubled and hit his first career postseason home run, both off Cliff Lee, the Rays only two extra-base hits in the game...it was the first career postseason homer allowed by Lee, coming in his sixth start.

2009—Was selected team MVP by the Tampa Bay chapter of the BBWAA...finished eighth in the American League MVP balloting, one of six top-10 finishes in club history...named to his first All-Star Team, becoming the first player to be selected after starting at six different positions...played the last two innings at second base, catching the final out of the game on a pop fly to shallow right field...selected by Manager Joe Maddon...ranked fourth in home runs (27) and RBI (91) among major league switch-hitters...both marks are club records for a switch-hitter...his .948 OPS tied for third in the AL with the Yankees Mark Teixeira...it remains the third highest figure in Rays history...led the Rays in walks (91), slugging (.543) and on-base percentage (.405), finishing sixth, seventh and ninth in the AL respectively...started 110 of the final 113 games and made 135 starts total (81 at second base, 37 in right field, six at shortstop, five in center field, two at first base, two in left field, one at third base, one at designated hitter)...became the first player to start at seven different defensive positions in one season since Joe McEwing (NYM) did the same in 2002...was also the first Rays player to do so (joined by Sean Rodriguez in 2010)...tied Jason Kubel (MIN) for the AL lead with three pinch-hit home runs, matching Bubba Trammell (2000) for the club record...included was a pinch-hit grand slam off Matt Thornton in the sixth inning April 17 against Chicago (AL), taking the Rays from a 5-2 deficit to a 6-5 win...hit two grand slams, which tied for the AL lead...added six three-run homers, which tied for third in the AL

2008—Had four stops with the Rays and was recalled for good Aug. 5...played in 62 games (49 starts)...played six different positions and started at five (33 at shortstop, eight in left field, four at second base, three in center field, one in right field)...was on course to make the Opening Day roster before suffering a left thumb fracture in the spring...spent the first 38 games on the big league DL...activated May 13 and optioned to Triple-A Durham May 30...led all Major League middle infielders with a 16.5 at bats-per-home run ratio (min. 10 home runs)...homered June 25-26 at Florida but was optioned back to Durham June 27...in his first game back after being recalled July 5 against Kansas City, homered off Horacio Ramirez...was the last visiting player to hit a grand slam at Yankee Stadium, connecting off Sidney Ponson in the fourth inning on Sept. 13...hit four home runs in the final four games of the season at Detroit...named co-American League Player of the Week with Hank Blalock (Texas)...appeared in seven games, including two starts, in the postseason...started in right field in Game 1 and Game 4 of the World Series against Philadelphia...pinch-hit four times (0-for-4)...drew a pivotal pinch-hit walk in Game 2 of the ALCS against Boston in the 11th inning...was on second base when the winning run scored on a sacrifice fly to win it, 9-8...in his final stint with Durham, went 20-for-37 (.541) with two doubles, two home runs, eight RBI in 11 games, earning International League Player of the Week from July 28–Aug. 3.

2007—Played in 31 games over a pair of tours with the Rays until a right oblique strain sidelined him the final six weeks of the season...was the Opening Day shortstop and started 13 of the first 17 games...then started just two of the next 17...was optioned to Durham May 11 when Josh Wilson was claimed off waivers from Washington...recalled July 29 from Durham after Ty Wigginton was dealt to the Astros...was 5-for-32 (.156) his second tour.

2006—Made his Major League debut after only 18 games at the Triple-A level...acquired from Houston July 12 along with pitcher Mitch Talbot for third baseman Aubrey Huff and cash considerations...recalled along with B.J. Upton Aug. 1 from Durham, taking over regular shortstop duties when Julio Lugo was traded to the Dodgers July 31...started 50 of the final 56 games, all at shortstop...singled off Curt Schilling Aug. 4 against Boston for his first ML hit...collected his first home run (Jason Johnson), double and three RBI Aug. 6 against Boston...combined with catcher Dioner Navarro on the first 2-6-2 triple play in major league history Sept. 2 against Seattle...began the season with Double-A Corpus

Christi...batted .328 in 82 games and led the league with six triples and 55 walks...named a Texas League All-Star...following the season played in the Arizona Fall League where he was named to the All- Prospect Team.

2005—Batted a combined .314 with 29 doubles and 18 stolen bases at Single-A Salem and Lexington in 2005...named a South Atlantic League All-Star...was the starting shortstop for Team USA at the 2005 World Cup in the Netherlands.

2004—Began his professional career at Short-Season Single-A Tri-City...named to the New York-Penn League All-Star Team as well as team MVP and NYPL Rookie of the Year...led the NYPL in batting (.339) and on-base percentage (.438) and ranked second in hits (49)...earned Topps Player of the Month honors for August.

PERSONAL/MISCELLANEOUS

Benjamin Thomas Zobrist was originally signed by Astros scout Rusty Pendergrass...grew up in Eureka, Ill., about two and a half hours from Chicago, but was a fan of Cardinals Hall of Famer Ozzie Smith...was undrafted out of Eureka (Ill.) High School...was planning to attend Calvary Bible College in Kansas City, which had no baseball program, until a coach encouraged him to scrounge up \$50 to attend a tryout for some small colleges looking to fill their rosters...that tryout led to a full ride to Olivet Nazarene University (Ill.), where he was first noticed by pro scouts...led the Tigers to their first two NAIA World Series appearances in 2002 and 2003 before transferring to Dallas Baptist University...was inducted into the NAIA Hall of Fame in 2014...he and his wife, Julianna, have a son, Zion (6), and daughter, Kruse (3)...both he and his wife's fathers are ministers...visited the school of one lucky Tampa Bay area student as part of the Take Zobrist to School contest, sponsored by MetroPCS...he and his wife wrote their first book, *Double Play: Faith, Family, Music, Baseball*...the coauthor, Mike Yorkey, has written books with Tim Tebow, Jeremy Lin and Eric LeGrand...his wife is a Christian alternative recording artist who has released two albums, most recently *Say It Now*...for several years, he has used her songs as walk-up music...his walk-off home run Sept. 7, 2012 against Texas came after she sang the National Anthem.

LIFETIME PLAYING RECORD

Year	Club	AVG.	G	AB	R	H	2B	3B	HR	RBI	SH	SF	HP	BB	SO	SB	CS	SLG	OBP	E
2004	Tri-City	.339	68	257	50	87	14	3	4	45	4	2	4	43	31	15	4	.463	.438	14
2005	Lexington	.304	68	247	45	75	17	2	2	32	4	7	5	47	35	16	5	.413	.415	12
	Salem	.333	42	141	25	47	12	1	3	13	1	0	1	37	17	2	1	.496	.475	3
2006	Corpus Christi	.327	83	315	57	103	25	6	3	30	5	1	5	55	46	9	5	.473	.434	16
	Durham	.304	18	69	12	21	3	1	0	6	2	0	1	10	9	4	1	.377	.400	2
	TAMPA BAY	.224	52	183	10	41	6	2	2	18	2	3	0	10	26	2	3	.311	.260	9
2007	TAMPA BAY	.155	31	97	8	15	2	0	1	9	2	2	1	3	21	2	0	.206	.184	6
	Durham	.279	61	222	42	62	14	2	7	22	3	3	5	43	38	8	3	.455	.403	11
2008	Vero Beach	.286	4	14	1	4	1	0	0	2	0	1	0	2	0	0	0	.357	.267	1
	TAMPA BAY	.253	62	198	32	50	10	2	12	30	0	2	2	25	37	3	0	.505	.339	7
	Durham	.366	20	71	15	26	3	0	4	13	1	1	0	15	16	4	1	.577	.471	1
2009	TAMPA BAY	.297	152	501	91	149	28	7	27	91	1	4	2	91	104	17	6	.543	.405	7
2010	TAMPA BAY	.238	151	541	77	129	28	2	10	75	7	12	3	92	107	24	3	.353	.346	4
2011	TAMPA BAY	.269	156	588	99	158	46	6	20	91	2	5	2	77	128	19	6	.469	.353	6
2012	TAMPA BAY	.270	157	560	88	151	39	7	20	74	2	6	3	97	103	14	9	.471	.377	12
2013	TAMPA BAY	.275	157	612	77	168	36	3	12	71	1	6	7	72	91	11	3	.402	.354	5
2014	TAMPA BAY	.272	146	570	83	155	34	3	10	52	2	6	1	75	84	10	5	.395	.354	8
	Charlotte	.250	1	4	0	1	0	0	0	0	0	0	0	1	0	0	0	.250	.400	0
ML Totals		.264	1064	3850	565	1016	229	32	114	511	19	46	21	542	701	102	35	.429	.354	64

CAREER TRANSACTIONS

2004 — Selected by the Houston Astros organization in the 6th round of the First-Year Player Draft. **2006** — Traded to the Tampa Bay Rays with pitcher Mitch Talbot for infielder Aubrey Huff and cash, July 12. **2007** — On the disabled list, August 19 to November 11. **2008** — On the disabled list, March 21 to May 12; included rehabilitation assignment to Vero Beach, May 7 to 12. **2014** — On the disabled list, May 15 to 29; included rehabilitation assignment to Charlotte, May 28 to 29. **2015** — Traded to the Oakland Athletics with infielder Yunel Escobar for catcher John Jaso, infielder Daniel Robertson, outfielder Boog Powell and cash, January 10.

WILD CARD RECORD

Year	Club/Opp.	AVG.	G	AB	R	H	2B	3B	HR	RBI	SH	SF	HP	BB	SO	SB	CS	SLG	OBP	E
2013	TB vs. CLE	.250	1	4	1	1	0	0	0	0	0	0	0	0	0	0	0	.250	.250	0

DIVISION SERIES RECORD

Year	Club/Opp.	AVG.	G	AB	R	H	2B	3B	HR	RBI	SH	SF	HP	BB	SO	SB	CS	SLG	OBP	E
2010	TB vs. TEX	.300	5	20	2	6	2	0	1	2	0	0	0	2	6	0	0	.550	.364	0
2011	TB vs. TEX	.235	4	17	2	4	0	0	0	0	0	0	1	0	4	0	0	.235	.278	0
2013	TB vs. BOS	.143	4	14	2	2	0	0	1	1	0	0	0	2	4	0	0	.357	.250	2
Totals		.235	13	51	6	12	2	0	2	3	0	0	1	4	14	0	0	.392	.304	2

LEAGUE CHAMPIONSHIP SERIES RECORD

Year	Club/Opp.	AVG.	G	AB	R	H	2B	3B	HR	RBI	SH	SF	HP	BB	SO	SB	CS	SLG	OBP	E
2008	TB vs. BOS	.000	3	4	0	0	0	0	0	0	0	0	0	1	0	0	0	.000	.200	0

WORLD SERIES RECORD

Year	Club/Opp.	AVG.	G	AB	R	H	2B	3B	HR	RBI	SH	SF	HP	BB	SO	SB	CS	SLG	OBP	E
2008	TB vs. PHI	.143	4	7	0	1	0	0	0	0	0	0	0	1	0	0	0	.143	.250	0

ALL-STAR GAME RECORD

Year	Club/Site	AVG.	G	AB	R	H	2B	3B	HR	RBI	SH	SF	HP	BB	SO	SB	CS	SLG	OBP	E
2009	AL/St.L	.000	1	1	0	0	0	0	0	0	0	0	0	0	1	0	0	.000	.000	0
2013	AL/NYY																			(Did not play)

WORLD BASEBALL CLASSIC RECORD

Year	Club	AVG.	G	AB	R	H	2B	3B	HR	RBI	SH	SF	HP	BB	SO	SB	CS	SLG	OBP	E
2013	United States	.273	4	11	1	3	0	0	0	1	0	0	0	3	1	0	0	.273	.429	0

OAKLAND A'S MILESTONE HITS

1	John Donaldson, April 10, 1968 at Baltimore
10000	Phil Garner, June 27, 1975 at California
20000	Dwayne Murphy, June 1, 1983 at Milwaukee
30000	Mike Gallego, May 30, 1990 vs. Toronto
40000	Matt Stairs, August 15, 1997 at Chicago
50000	Damian Miller, July 26, 2004 vs. Seattle
60000	Hideki Matsui, August 1, 2011 at Seattle

MOST 100-WIN SEASONS BY CURRENT MLB FRANCHISES

New York-AL	.19
Athletics	.10
Cardinals	.8
Braves	.8
Giants	.7
Dodgers	.6

VS. THE AMERICAN LEAGUE

2014					CAREER					
AVG.	AB	H	HR	RBI	vs. TEAM	AVG.	AB	H	HR	RBI
.235	68	16	1	4	Baltimore	.280	436	122	15	61
.259	58	15	1	9	Boston	.228	400	91	7	56
.263	19	5	0	0	Cleveland	.254	201	51	5	25
.346	26	9	0	2	Chicago	.274	175	48	8	24
.379	29	11	0	4	Detroit	.261	188	49	6	24
.381	21	8	0	2	Houston	.289	76	22	1	8
.333	21	7	1	1	Kansas City	.287	167	48	6	24
.467	15	7	0	1	Los Angeles	.305	164	50	6	27
.304	23	7	1	4	Minnesota	.293	157	46	6	25
.235	81	19	0	4	New York	.251	423	106	9	52
.250	12	3	0	0	Oakland	.259	193	50	7	23
.115	26	3	0	0	Seattle	.272	217	59	4	27
—	0	0	0	0	Tampa Bay	—	0	0	0	0
.214	28	6	0	3	Texas	.241	228	55	4	28
.266	64	17	1	7	Toronto	.268	436	117	16	55

VS. THE NATIONAL LEAGUE

2014					CAREER					
AVG.	AB	H	HR	RBI	vs. TEAM	AVG.	AB	H	HR	RBI
—	0	0	0	0	Arizona	.348	23	8	0	2
—	0	0	0	0	Atlanta	.217	23	5	0	3
.500	12	6	0	0	Chicago	.500	12	6	0	0
.273	11	3	2	4	Cincinnati	.238	21	5	2	4
—	0	0	0	0	Colorado	.273	22	6	1	4
—	0	0	0	0	Los Angeles	.231	13	3	0	1
.235	17	4	2	3	Miami	.290	124	36	7	23
.364	11	4	1	2	Milwaukee	.304	23	7	1	3
—	0	0	0	0	New York	.188	16	3	1	2
—	0	0	0	0	Philadelphia	.333	21	7	1	2
.182	11	2	0	1	Pittsburgh	.182	11	2	0	1
—	0	0	0	0	San Diego	.167	18	3	0	2
—	0	0	0	0	San Francisco	.300	10	3	0	2
.176	17	3	0	0	St. Louis	.156	32	5	0	0
—	0	0	0	0	Washington	.150	20	3	1	3

MONTHLY BREAKDOWN

2014					CAREER					
AVG.	AB	H	HR	RBI	by MONTH	AVG.	AB	H	HR	RBI
.000	2	0	0	0	March	.000	2	0	0	0
.308	104	32	3	8	April	.248	573	142	20	89
.161	56	9	0	2	May	.260	551	143	14	61
.245	110	27	3	8	June	.292	586	171	20	78
.337	86	29	3	13	July	.281	590	166	18	73
.278	115	32	0	13	August	.247	795	196	16	99
.268	97	26	1	8	September	.263	716	188	24	107
—	0	0	0	0	October	.270	37	10	2	4

BATTING BREAKDOWN

2014					CAREER					
AVG.	AB	H	HR	RBI	by CATEGORY	AVG.	AB	H	HR	RBI
.281	278	78	4	22	Home	.250	1813	454	55	232
.264	292	77	6	30	Away	.276	2037	562	59	279
.316	187	59	5	15	Day	.265	1228	325	31	162
.251	383	96	5	37	Night	.264	2622	691	83	349
.266	319	85	6	24	Pre-ASG	.265	1961	520	59	255
.279	251	70	4	28	Post-ASG	.263	1889	496	55	256
.340	156	53	3	14	vs. LHP	.285	1195	341	30	174
.246	414	102	7	38	vs. RHP	.254	2655	675	84	337
.225	120	27	2	37	RISP	.267	908	242	25	384
.083	12	1	0	7	Bases Loaded	.324	74	24	5	83
.000	2	0	0	0	Pinch Hitter	.176	34	6	3	9
.294	34	10	1	2	Designated Hitter	.316	76	24	2	7

BALLPARK BREAKDOWN

	AVG.	AB	H	HR	RBI
Angel Stadium	.294	85	25	4	20
Busch Stadium	.154	13	2	0	0
Camden Yards	.300	230	69	5	27
Chase Field	.333	9	3	0	0
Citi Field	.083	12	1	1	1
Citizens Bank Park	.364	11	4	0	0
Comerica Park	.286	105	30	4	18
Coors Field	.273	22	6	1	4
Dodger Stadium	.231	13	3	0	1
Fenway Park	.244	201	49	3	28
Globe Life Park	.242	132	32	1	17
Great American	.273	11	3	2	4
Kauffman Stadium	.338	74	25	2	9
Marlins Park	.385	26	10	2	7
Metrodome	.294	17	5	1	1
Miller Park	.250	12	3	0	1
Minute Maid Park	.327	55	18	1	8
Nationals Park	.100	10	1	0	0
O.co Coliseum	.234	107	25	3	8
Original Yankee Stadium	.241	29	7	1	7
Progressive Field	.240	96	23	3	12
Rogers Centre	.283	205	58	9	29
Safeco Field	.285	123	35	1	17
Sun Life Stadium	.214	42	9	2	6
Target Field	.364	66	24	3	17
Tropicana Field	.250	1813	454	55	232
Turner Field	.333	12	4	0	3
U.S. Cellular Field	.259	112	29	4	12
Wrigley Field	.500	12	6	0	0
Yankee Stadium	.272	195	53	6	22

FIELDING STATISTICS

First Base

YEAR	PCT.	G	PO	A	E	TC	DP
2009	.875	3	6	1	1	8	2
2010	1.000	14	77	8	0	85	6
Totals	.989	17	83	9	1	93	8

Second Base

YEAR	PCT.	G	PO	A	E	TC	DP
2008	1.000	8	11	11	0	22	3
2009	.989	91	143	225	4	372	44
2010	.984	55	74	116	3	193	27
2011	.989	131	213	316	6	535	68
2012	.968	58	73	107	6	186	27
2013	.993	125	218	332	4	554	73
2014	.980	79	105	185	6	296	32
Totals	.987	547	837	1292	29	2158	274

Third Base

YEAR	PCT.	G	PO	A	E	TC	DP
2008	1.000	1	0	2	0	2	0
2009	—	1	0	0	0	0	0
2010	.500	2	1	0	1	2	0
Totals	.750	4	1	2	1	4	0

Shortstop

YEAR	PCT.	G	PO	A	E	TC	DP
2006	.963	52	86	148	9	243	31
2007	.943	30	37	63	6	106	17
2008	.949	35	51	78	7	136	22
2009	.926	13	9	16	2	27	5
2012	.979	47	46	139	4	189	27
2013	.980	21	11	37	1	49	5
2014	.973	31	16	57	2	75	12
Totals	.962	229	256	538	31	825	119

ZOBRIST'S CAREER BESTS

Outfield

YEAR	PCT.	G	PO	A	E	TC	DP
2008	1.000	19	29	1	0	30	0
2009	1.000	70	112	5	0	117	4
2010	1.000	110	204	6	0	210	3
2011	1.000	38	65	1	0	66	0
2012	.983	71	113	6	2	121	1
2013	1.000	42	498	4	0	53	1
2014	1.000	54	101	2	0	103	0
Totals	.997	404	673	25	2	700	9

Hits: 5, June 10, 2013 vs. Boston; 4 (six times), last: August 2, 2014 vs. Los Angeles (AL)

Home Runs: 2 (four times), April 13, 2014 at Cincinnati; August 13, 2013 vs. Seattle; June 9, 2012 at Miami; September 25, 2008 at Detroit

Runs Batted In: 8, April 28, 2011 at Minnesota; 5, July 15, 2011 vs. Boston

Stolen Bases: 2 (seven times), last: August 16, 2011 at Boston

Hitting Streak: 16, September 27, 2009 to April 13, 2010

Hitless Streak (At Bats): 23, September 12 to 19, 2010

Game Ending RBI: 5, September 15, 2014 vs. New York-AL (single); July 10, 2013 vs. Minnesota (single); September 7, 2012 vs. Texas (home run); July 20, 2012 vs. Seattle (triple); July 8, 2009 vs. Toronto (single)

Grand Slams: 5, July 15, 2011 vs. Boston (Andrew Miller); June 3, 2009 vs. Kansas City (Brian Bannister); April 17, 2009 vs. Chicago-AL (Matt Thornton); September 13, 2008 at New York-AL (G2) (Sidney Ponson); August 29, 2008 vs. Baltimore (Fernando Cabrera)

Pinch-Hit Home Runs: 3, May 21, 2009 vs. Oakland (Andrew Bailey); April 28, 2009 at Minnesota (Joe Nathan); April 17, 2009 vs. Chicago-AL (Matt Thornton)

Inside-The-Park Home Runs: 1, September 25, 2011 vs. Toronto (Brett Cecil).

Lead Off Home Runs: 1, August 13, 2013 vs. Seattle (Erasmio Ramirez)

ROSTER

MANAGER: 6 Bob Melvin; **COACHES:** 14 Mike Albrete, 51 Darren Bush, 65 Scott Emerson, 2 Mike Gallego, 59 Marcus Jensen, 46 Ty Walker, 41 Curt Young; **BULLPEN CATCHER:** 99 Casey Chavez; **ATHLETIC TRAINERS:** Nick Papareta, Walt Horn, Brian Schulman; **TRAVELING SECRETARY:** Mickey Morabito; **EQUIPMENT MANAGER:** Steve Vucitch; **VIDEO COORDINATOR:** Adam Rhoden; **MESSAGE THERAPIST:** Ozzie Lyles; **STRENGTH & CONDITIONING:** Mike Henriques.

NO	PITCHERS (22)	B	T	HT	WT	BORN	BIRTHPLACE	RESIDENCE	2014 CLUBS	W	L	ERA	G	GS	CG	SHO	SV	IP	R	ER	BB	SO	MLSERVICE
56	Fernando Abad	L	R	6-1	220	12-17-85	La Romana, D.R.	La Romana, D.R.	OAKLAND	2	4	1.57	69	3	0	0	0	57.1	34	11	5	51	3 years, 73 days
70	Raul Alcantara	R	R	6-3	205	12-4-92	Barahona, D.R.	Barahona, D.R.	Midland	0	0	2.29	3	3	0	0	0	19.2	17	5	5	10	None
37	R.J. Alvarez	R	R	6-2	215	6-8-91	West Palm Beach, FL	Royal Palm Beach, FL	Arkansas	0	0	0.33	21	0	0	0	0	27.0	13	2	1	10	38 27 days
									San Antonio	0	1	2.76	17	0	0	0	6	16.1	16	5	3	23	
									SAN DIEGO	0	0	1.13	10	0	0	0	0	8.0	3	1	1	5	9
40	Chris Bassitt	R	R	6-5	210	2-22-89	Toledo, OH	Curtice, OH	AZL White Sox	0	0	4.15	32	2	0	0	0	82	9	4	4	3	13 30 days
									Birmingham	3	1	1.56	6	6	0	0	0	34.2	26	10	6	14	36
									CHICAGO (AL)	1	1	3.94	6	5	0	0	0	29.2	34	13	13	21	
30	Jesse Chavez	R	R	6-2	160	8-21-83	Vicorville, CA	Pomona, CA	OAKLAND	8	8	3.45	32	21	0	0	0	146.0	142	64	56	49	136 4 years, 108 days
36	Tyler Clippard	R	R	6-3	201	2-14-85	Lexington, KY	Clewiston, FL	WASHINGTON	7	4	2.18	75	0	0	0	1	70.1	47	22	17	23	82 5 years, 148 days
48	Ryan Cook	R	R	6-2	217	6-30-87	Clovis, CA	Clovis, CA	Stockton	1	3	3.42	54	0	0	0	1	50.0	32	19	19	22	50 3 years, 36 days
									OAKLAND	1	3	3.42	54	0	0	0	1	50.0	32	19	19	22	50
									Reno	2	0	2.95	25	0	0	0	2	39.1	33	18	11	20	36 148 days
44	Eury De La Rosa	L	L	5-9	167	2-24-90	Santiago, D.R.	Santiago, D.R.	ARIZONA	2	0	2.95	25	0	0	0	0	36.2	37	12	12	14	32
62	Sean Doolittle	L	L	6-3	212	9-26-86	Rapid City, SD	Tabernacle, NJ	OAKLAND	2	4	2.73	61	0	0	0	22	62.2	38	19	19	8	89 2 years, 122 days
31	Kendall Graveman	R	R	6-2	185	12-21-90	Alexander City, AL	Alexander City, AL	Lansing	2	0	0.34	4	4	0	0	0	26.1	11	2	1	6	25 29 days
									Dunedin	8	4	2.23	16	16	0	0	0	96.2	89	29	24	18	64
									New Hampshire	1	0	1.50	1	1	0	0	0	6.0	8	1	1	2	4
									Buffalo	3	2	1.88	6	6	0	0	0	38.1	34	8	5	22	
									TORONTO	10	0	3.86	5	0	0	0	0	4.2	4	2	2	0	4
54	Sonny Gray	R	R	5-11	180	11-7-89	Nashville, TN	Smyrna, TN	OAKLAND	14	10	3.08	33	33	2	2	0	219.0	187	84	75	74	183 1 year, 61 days
64	A.J. Griffin	R	R	6-5	230	1-28-88	El Cajon, CA	Scottsdale, AZ	OAKLAND	7	4	3.07	14	12	0	0	0	73.1	57	26	25	32	70 2 years, 102 days
32	Jesse Hahn	R	R	6-5	190	7-30-89	Norwich, CT	Groton, CT	SAN ANTONIO	7	4	3.07	14	12	0	0	0	73.1	57	26	25	32	70
26	Scott Kazmir	L	L	6-0	185	1-24-84	Houston, TX	Cypress, TX	SAN DIEGO	15	9	3.55	32	32	2	0	0	190.1	171	81	75	50	164 8 years, 119 days
68	Arnold Leon	R	R	6-1	206	9-6-88	Culiacan, Mexico	Culiacan, Mexico	Sacramento	10	7	4.97	27	27	0	0	0	145.0	170	84	80	51	128 1 day
47	Sean Nolin	L	L	6-4	229	12-26-89	Seaford, NY	Seaford, NY	Buffalo	4	6	3.50	17	17	0	0	0	87.1	74	36	35	74	28 days
									GCL Blue Jays	0	0	0.00	1	1	0	0	0	2.1	4	3	0	0	5
									Dunedin	0	1	3.68	2	2	0	0	0	7.1	4	3	4	0	9
									TORONTO	1	0	9.00	1	0	0	0	0	1.0	1	1	1	0	0
39	Eric O'Flaherty	L	L	6-2	220	2-5-85	Walla Walla, WA	Walla Walla, WA	Stockton	0	0	0.00	1	0	0	0	0	1.0	0	0	0	0	3 7 years, 62 days
									Sacramento	0	1	4.32	7	1	0	0	0	8.1	6	4	4	3	5
61	Dan Otero	R	R	6-3	214	2-19-85	Miami, FL	Scottsdale, AZ	OAKLAND	1	0	2.25	71	0	0	0	1	20.0	15	5	5	15	45
11	Jarrod Parker	R	R	6-1	195	11-24-88	Fort Wayne, IN	Scottsdale, AZ	OAKLAND	8	2	2.28	72	0	0	0	1	86.2	80	24	22	15	15 1 year, 169 days
13	Drew Pomeranz	R	L	6-5	240	11-22-88	Collinsville, TN	Collinsville, TN	OAKLAND	5	4	2.35	20	10	0	0	0	69.0	51	22	18	26	64 2 years, 13 days
									Sacramento	3	1	3.69	8	8	0	0	0	46.1	45	19	19	17	54

(Injured — Did not pitch)

NO	PITCHERS	B	T	HT	WT	BORN	BIRTHPLACE	RESIDENCE	2014 CLUBS	W	L	ERA	G	GS	CG	SHO	SV	IP	H	R	ER	BB	SO	ML SERVICE
58	Evan Scribner	R	R	6-3	190	7-19-85	New Milford, CT	Washington Depot, CT	OAKLAND	4	0	4.63	13	0	0	0	0	112	11	6	6	11	10	1 year, 142 days
		R	R	6-5	225	6-18-87	Montgomery, AL	Auburn, AL	Sacramento	1	3	3.06	40	0	0	0	16	47.0	39	16	16	9	72	15 days
60	Taylor Thompson	R	R	6-5	225	6-18-87	Montgomery, AL	Auburn, AL	Charlotte	3	0	2.14	39	0	0	0	7	59.0	48	15	14	29	68	15 days
		R	R	5-10	225	2-12-88	Terre Haute, IN	Indianapolis, IN	CHICAGO (AL)	0	0	10.13	5	0	0	0	0	5.1	9	6	6	4	4	
NO	CATCHERS (2)	B	T	HT	WT	BORN	BIRTHPLACE	RESIDENCE	2014 CLUBS	AVG.	G	AB	R	H	2B	3B	HR	BB	SO	CS	ML SERVICE			
19	Josh Phegley	R	R	5-10	225	2-12-88	Terre Haute, IN	Indianapolis, IN	Charlotte	.274	107	419	69	115	30	4	23	75	31	72	0	1	114 days	
		R	R	6-0	215	11-1-84	Visalia, CA	Turmwater, WA	CHICAGO (AL)	.216	11	37	4	8	2	0	3	7	0	11	0	0	1 year, 84 days	
21	Stephen Vogt	L	R	6-0	215	11-1-84	Visalia, CA	Turmwater, WA	Sacramento	.364	21	88	18	32	8	2	3	19	8	8	1	0	1 year, 84 days	
		R	R	6-1	240	4-18-86	Orange Park, FL	Scottsdale, AZ	OAKLAND	.279	84	269	26	75	10	2	9	35	16	39	1	0		
NO	INFELDERS (11)	B	T	HT	WT	BORN	BIRTHPLACE	RESIDENCE	2014 CLUBS	AVG.	G	AB	R	H	2B	3B	HR	BB	SO	CS	ML SERVICE			
16	Billy Butler	R	R	6-1	240	4-18-86	Orange Park, FL	Scottsdale, AZ	KANSAS CITY	.271	151	549	57	149	32	0	9	66	41	96	0	0	7 years, 102 days	
20	Mark Canha	R	R	6-1	198	2-15-89	San Jose, CA	San Jose, CA	New Orleans	.303	127	465	83	141	28	3	20	62	57	112	3	1	None	
17	Ike Davis	L	L	6-4	219	3-22-87	Edina, MN	Scottsdale, AZ	NEW YORK (NL)	.208	12	24	4	5	1	0	1	5	6	4	0	0	4 years, 155 days	
		R	R	6-8	250	12-31-86	Washington, DC	Scottsdale, AZ	PITTSBURGH	.235	131	336	39	79	18	0	10	46	57	74	0	4	1 year, 81 days	
35	Nate Freiman	R	R	6-8	250	12-31-86	Washington, DC	Scottsdale, AZ	Sacramento	.284	80	310	48	88	22	1	15	74	40	73	0	0	1 year, 81 days	
		R	R	6-0	190	3-7-88	Park Ridge, IL	Des Plaines, IL	OAKLAND	.218	36	87	12	19	5	0	15	5	23	0	0	0	0	
25	Tyler Lendendorf	R	R	6-0	190	3-7-88	Park Ridge, IL	Des Plaines, IL	Sacramento	.444	2	9	2	4	2	0	1	2	0	4	0	0	0	
15	Brett Lawrie	R	R	6-0	210	1-18-90	Langley, BC	Peoria, AZ	Sacramento	.297	78	273	44	81	18	3	2	43	35	56	3	1	None	
		R	R	6-1	200	4-4-94	Valencia, Ven.	Valencia, Ven.	TORONTO	.247	70	259	27	64	9	0	12	38	16	49	0	0	3 years, 55 days	
57	Renato Nunez	R	R	6-2	220	4-24-92	Havana, Cuba	Miami, FL	Durbin	.400	3	10	3	4	1	0	0	2	2	2	0	0	0	
8	Rangel Ravelo	R	R	6-2	220	4-24-92	Havana, Cuba	Miami, FL	Stockton	.270	124	509	75	142	28	3	29	96	34	113	2	0	None	
10	Marcus Semien	R	R	6-1	195	9-17-90	San Francisco, CA	El Centro, CA	Birmingham	.309	133	476	72	147	37	4	11	66	56	77	10	6	None	
		R	R	5-10	188	5-22-86	Phoenix, AZ	Phoenix, AZ	CHICAGO (AL)	.234	64	231	30	54	10	2	6	28	21	70	3	0	118 days	
28	Eric Sogard	L	R	5-10	188	5-22-86	Phoenix, AZ	Phoenix, AZ	Charlotte	.267	83	303	57	81	20	3	15	52	53	59	7	2	3 years, 64 days	
18	Ben Zobrist	S	R	6-3	210	5-26-81	Eureka, IL	Franklin, TN	OAKLAND	.223	117	291	38	65	10	0	1	22	31	37	11	4	7 years, 134 days	
		B	T	HT	WT	BORN	BIRTHPLACE	RESIDENCE	2014 CLUBS	AVG.	G	AB	R	H	2B	3B	HR	BB	SO	CS	ML SERVICE			
1	Billy Burns	S	R	5-9	180	8-30-89	Atlanta, GA	Marietta, GA	Charlotte	.250	1	4	0	1	0	0	0	0	1	0	0	0	0	
		R	R	6-2	190	11-29-83	Fort Smith, AR	Dallas, TX	Midland	.250	91	364	57	91	20	3	1	23	44	65	51	5	32 days	
4	Coco Crisp	S	R	5-10	185	11-1-79	Los Angeles, CA	Rancho Mirage, CA	OAKLAND	.167	13	6	4	1	0	0	0	0	0	0	0	3	1	
23	Sam Fuld	L	L	5-10	175	11-20-81	Durham, NH	Jupiter, FL	Sacramento	.193	28	109	17	21	2	0	0	5	9	19	3	1	11 years, 158 days	
		R	R	6-2	190	11-29-83	Fort Smith, AR	Dallas, TX	OAKLAND	.246	126	463	68	114	21	3	9	47	66	66	19	5	4 years, 140 days	
3	Craig Gentry	R	R	6-2	190	11-29-83	Fort Smith, AR	Dallas, TX	OAKLAND	.209	60	187	25	39	6	4	3	19	17	34	9	1	4 years, 140 days	
		L	L	6-2	180	2-19-87	Savannah, GA	Guyton, GA	MINNESOTA	.429	4	14	4	6	2	0	1	2	26	29	12	3	0	
22	Josh Reddick	L	R	6-2	180	2-19-87	Savannah, GA	Guyton, GA	New Britain	.274	53	164	15	45	10	0	1	2	26	29	12	3	0	
		R	R	6-2	190	11-29-83	Fort Smith, AR	Dallas, TX	Stockton	.500	1	4	0	2	1	0	0	0	0	1	0	0	0	
		L	R	6-2	180	2-19-87	Savannah, GA	Guyton, GA	Sacramento	.267	4	15	2	4	0	0	0	0	5	1	4	0	0	
		R	R	6-2	190	11-29-83	Fort Smith, AR	Dallas, TX	OAKLAND	.254	94	232	38	59	6	1	0	12	17	44	20	2	4 years, 84 days	
		R	R	6-2	190	11-29-83	Fort Smith, AR	Dallas, TX	OAKLAND	.264	109	363	53	96	16	7	12	54	28	63	1	1	4 years, 50 days	
		R	R	6-2	190	11-29-83	Fort Smith, AR	Dallas, TX	Sacramento	.438	4	16	1	7	3	0	0	1	1	1	1	1	1	
		R	R	6-2	190	11-29-83	Fort Smith, AR	Dallas, TX	Stockton	.429	5	21	6	9	2	0	3	8	1	6	0	0	0	

OAKLAND A'S NON-ROSTER INVITEES TO SPRING TRAINING

NO	PITCHERS (10)	B	T	HT	WT	BORN	BIRTHPLACE	RESIDENCE	2014 CLUBS	W	L	ERA	G	GS	CG	SHO	SV	IP	H	R	ER	BB	SO	ML SERVICE
55	Matt Buschmann	R	R	6-3	195	2-13-84	SL Louis, MO	Hartford, CT	Sacramento	9	7	4.52	23	22	1	1	0	133.1	142	76	67	49	123	None
71	Angel Castro	R	R	5-11	200	11-14-82	Pimentel, D.R.	Pimentel, D.R.	Stockton	1	0	2.70	2	0	0	0	0	10.0	5	3	3	3	5	None
72	Jim Fuller	L	L	5-10	175	6-1-87	Marlborough, MA	Marlborough, MA	Sacramento	0	3	7.78	4	4	0	0	0	19.2	34	20	17	6	10	None
76	Brook Hüntzinger	R	R	6-3	200	7-2-88	Anderson, IN	Anderson, IN	New Britain	3	1	3.41	38	0	0	0	1	56.0	48	16	15	30	68	None
49	Brad Mills	R	L	6-0	188	3-5-85	Mesa, AZ	Mesa, AZ	Norfolk	4	3	2.00	47	0	0	0	1	8.0	70	29	27	25	76	None
									Nashville	4	2	1.56	14	12	0	0	0	75.0	51	18	13	18	77	134 days
									OAKLAND	1	1	4.41	3	3	0	0	0	16.1	19	9	8	7	14	None
									TORONTO	0	0	27.00	2	0	0	0	0	4.1	10	13	13	4	5	None
									Buffalo	2	1	3.06	6	6	0	0	0	32.1	26	11	5	26	None	
29	Rudy Owens	L	L	6-3	241	12-18-87	Mesa, AZ	Mesa, AZ	Oklahoma City	8	5	4.33	25	21	0	0	1	135.0	136	69	65	33	104	6 days
33	Fernando Rodriguez	R	R	6-3	237	6-18-84	El Paso, TX	El Paso, TX	HOUSTON	0	1	7.94	1	1	0	0	0	5.2	9	5	2	1	2	None
74	Patrick Venditte	R	S	6-1	180	6-30-85	Omaha, NE	Omaha, NE	OAKLAND	1	0	1.00	7	0	0	0	0	9.0	4	1	1	2	4	None
53	Ryan Verdugo	L	L	6-0	199	4-10-87	Pasadena, CA	Baton Rouge, LA	Trenton	0	1	0.82	15	0	0	0	0	22.0	11	3	2	5	30	None
73	Kevin Whelan	R	R	5-11	205	1-8-84	Kernville, TX	Kernville, TX	Scranton/Wilkes-Barre	2	5	3.36	26	2	0	0	0	56.1	54	21	17	53	4 days	
									Omaha	5	2	4.24	9	9	0	0	0	46.2	38	23	22	14	44	4 days
									Pawucket	2	1	3.45	10	3	0	0	2	28.2	26	11	11	38	None	
									Toledo	2	3	2.70	41	0	0	0	0	20	43.1	30	13	21	54	13 days
									DETROIT	0	0	13.50	1	0	0	0	0	1.1	3	2	2	2	1	None
NO	CATCHERS (4)	B	T	HT	WT	BORN	BIRTHPLACE	RESIDENCE	2014 CLUBS	AVG.	G	AB	R	H	2B	3B	HR	RBI	BB	SO	SB	CS	ML SERVICE	
45	Bryan Anderson	L	R	6-1	200	12-16-86	Thousand Oaks, CA	Simi Valley, CA	Pensacola	.343	21	70	11	24	2	2	2	5	19	11	14	0	1	156 days
									Louisville	.302	52	162	20	49	12	1	5	24	19	29	0	1	None	
									Sacramento	.381	5	21	4	8	3	1	0	4	1	7	0	0	None	
67	Carson Blair	R	R	6-1	190	10-18-89	Argyle, TX	Argyle, TX	OAKLAND	.000	1	1	0	0	0	0	0	0	0	0	0	0	0	None
5	Luke Carlin	S	R	5-10	190	12-20-80	Silver Springs, MD	Flower Mound, TX	Salem	.261	67	238	40	62	19	2	9	41	48	88	0	0	0	None
66	Bruce Maxwell	L	R	6-2	235	12-20-90	Weissbaden, Germany	Harvest, AL	Portland	.288	17	59	11	17	6	1	2	8	10	19	0	0	0	None
									Columbus	.217	61	184	22	40	13	0	5	23	29	39	0	0	0	1 year, 37 days
									Stockton	.273	79	289	33	79	11	1	6	35	41	58	0	1	None	
									Midland	.141	25	85	8	12	3	0	0	2	9	32	0	1	None	
NO	INFELDERS (6)	B	T	HT	WT	BORN	BIRTHPLACE	RESIDENCE	2014 CLUBS	AVG.	G	AB	R	H	2B	3B	HR	RBI	BB	SO	SB	CS	ML SERVICE	
38	Alden Carrithers	L	R	5-10	170	11-14-84	San Luis Obispo, CA	Portland, OR	Sacramento	.284	101	387	60	110	13	3	7	63	55	45	14	5	None	
50	Matt Muncy	L	R	6-0	205	8-25-90	Midland, TX	Keller, TX	Midland	.264	122	435	59	115	23	3	7	83	87	92	7	2	None	
77	Matt Olson	L	R	6-5	230	3-29-94	Atlanta, GA	Liburn, FL	Stockton	.262	138	512	111	134	31	1	37	97	117	137	2	0	None	
12	Andy Parnio	S	R	6-0	190	10-31-85	Brockport, NY	El Cajon, CA	Round Rock	.189	13	53	4	10	3	0	0	5	3	12	0	0	None	
									Sacramento	.286	90	374	57	107	19	2	7	52	44	97	7	0	1 year, 77 days	
									OAKLAND	.152	21	46	4	7	3	0	1	3	3	14	0	0	None	
75	Niuan Romero	S	R	6-1	190	1-24-85	Barcelona, Ven.	Barcelona, Ven.	Bowie	.320	130	482	86	154	30	1	5	48	84	63	7	2	35 days	
52	Joey Wendle	L	R	6-1	190	4-26-90	Wilmington, DE	New London, PA	Akron	.253	87	336	46	85	20	5	8	50	26	56	4	2	None	
NO	OUTFIELDERS (1)	B	T	HT	WT	BORN	BIRTHPLACE	RESIDENCE	2014 CLUBS	AVG.	G	AB	R	H	2B	3B	HR	RBI	BB	SO	SB	CS	ML SERVICE	
7	Jason Pridle	L	R	6-1	205	10-9-83	Phoenix, AZ	Gilbert, AZ	AZL Indians	.455	6	22	8	10	1	0	4	4	4	1	1	1	1	1 year, 60 days
									Colorado Springs	.278	108	418	61	116	17	6	12	51	40	74	28	6	0	None
									COLORADO	.000	2	4	1	0	0	0	0	0	0	0	2	0	0	None



Sean Doolittle set an Athletics record for saves by a left-handed pitcher with 22

2014 REVIEW

SEASON IN REVIEW

2014 RECAP: The A's compiled an 88-74 record to earn the second Wild Card spot in the American League...finished with the fewest wins for a playoff team in Athletics history (90 in 1974)...reached the playoffs for third consecutive season, marking the fifth time in Athletics history the A's appeared in the postseason in at least three straight seasons (1929-31, 1971-75, 1988-90, 2000-03)...it was the A's eighth postseason appearance in the last 15 years...only the Yankees (12), Cardinals (11) and Braves (9) have made more postseason appearances over that span...it was the 26th postseason appearance in franchise history, which includes 18 with Oakland and eight with Philadelphia...only the Yankees (51), Dodgers (28) and Cardinals (27) have more...2014 marked the second time the A's reached the playoffs as a Wild Card team (2001), their first since the single-game Wild Card playoff game was instituted...finished in second place in the AL West, 10 games behind Los Angeles...it marked the 12th time in the last 16 seasons the A's finished first or second in the West...are 278-208 (.572) over the last three seasons, which is the best record in the AL ahead of Baltimore (275-211)...it is second best in the majors (Washington, 280-206)...finished with a winning record for the third consecutive season...spent 119 days alone in first place, eight days tied for first, 44 days in second, three days tied for second, one day tied for third and three days in fourth...the 127 total days in first were ninth most in Oakland history and the most in a season in which the A's did not win the division...had a streak of 112 consecutive days with at least a share of first place from April 24 to Aug. 17, including 106 consecutive days alone in first from April 28 to Aug. 15...the 106-day streak was the fifth longest streak of consecutive days alone in first in Oakland history...it was the longest since 1988 (final 163 days)...the A's largest lead in the West was six games as late as June 21 and the largest lead over the third place team in the Wild Card was 11½ games on July 18...were a season-high 28 games over .500 at the conclusion of play Aug. 9...had a four-game lead in the West and an 11-game lead over the third place team in the Wild Card at the time...then went 16-30 the rest of the way, which was the second worst record in the majors, while the Angels went 30-16...won two of three from the Angels in Oakland Aug. 22-24 and were in a tie for first place in the West as late as Aug. 25...went into a four-game series at Anaheim Aug. 28-31 with a 78-54 record, which was one game behind the Angels (79-53)...were swept in the four-game series and scored just five runs...went 10-20 over the final 30 games beginning Aug. 28, which was the third worst record in the majors, while Los Angeles was 19-11...started the season by going 19-15 through the first game of the May 7 doubleheader against

MLB BEST RECORDS, 2012-2014

	W	L	PCT.
Washington	280	206	.576
Oakland	278	208	.572
St. Louis	275	211	.566
Baltimore	274	212	.564
Los Angeles (NL)	272	214	.560

A'S FIRST HALF AND SECOND HALF

	FIRST 81 GAMES	LAST 81 GAMES
Record	51-30 (.630)	37-44 (.457)
Run Differential	+135	+22
Batting Average	.254	.234
On-Base Pct.	.335	.303
Slugging Pct.	.407	.354
Runs	418 (5.2/game)	311 (3.8/game)
Walks	331 (4.1/game)	255 (3.1/game)
Home Runs	89	57
BA with RISP	.266	.249
BA vs. RHP	.260	.233
BA by PH	.264	.155
ERA	3.16	3.29
Starters ERA	3.32	3.42
Bullpen ERA	2.87	2.96

Seattle...then won 11 of the next 12 games...capped that streak by defeating Tampa Bay 3-2 on May 21 to take over sole possession of the best record in the majors for the first time since Sept. 23, 2002...held the top record in the majors for 55 consecutive days from June 18 through Aug. 15...swept a three-game series at Miami from June 27-29, giving the A's a 51-30 record and a 5½-game lead at the half-way point of the season...it matched the third best record in Oakland history after 81 games and was the best since the 1988 club was 52-29...then went 37-44 over the final 81 games beginning June 30 while the Angels went 53-29...defeated San Francisco 6-1 on July 10 to improve to 58-34, matching the best record in Oakland history after 92 games (1971, 1975, 1990)...were officially eliminated from the West Sept. 17 in Game 151...clinched the Wild Card in the final game of the season Sept. 28 at Texas...it marked the second time in Oakland history the A's clinched a playoff berth on the final day of the season...the other time was in 2000 when the A's won the West (game 161)...lost the Wild Card game at Kansas City on Sept. 30, 9-8 in 12 innings...it was the A's seventh consecutive loss in a winner-take-all game, which is the longest such streak in Major League history...are 1-13 in potential clinch games over the last 15 years.

BEFORE AND AFTER THE BREAK: The A's were 59-36 (.621) at the All-Star Break, which was the best record in the majors...then went 29-38 (.433) after the break, which tied for the fourth worst record in the American League...it was the lowest post All-Star Break winning percentage in Major League history by a team that reached the playoffs...the previous low was .466 (34-39) by the 2005 San Diego Padres...the A's are the 10th team in Major League history to post a losing record after the All-Star Break and make the playoffs...the A's 59 wins at the break are the most in Athletics history and the .621 winning percentage is fourth best...it marked the second time in Athletics history the A's had the best record in MLB at the break (1988)...the pitching staff compiled a 3.09 ERA before the break, which is the lowest by an AL team since the Angels had a 2.89 ERA in 1989...it was the lowest by an A's team since 1981 (2.81)...then logged a 3.42 ERA after the break...set a franchise record for strikeouts before the break with 728...allowed just 321 runs before the break while the offense scored 466 runs, which was third most in Athletics history before the break...the run differential of 145 was the best in Athletics history at the break, seventh best in AL history and 14th best in Major League history...hit .251 before the break but then batted .233 after the break, which was the lowest mark in the AL, fourth lowest in the majors and third lowest in Oakland history...averaged 4.91 runs per game before the break, 3.93 after the break...hit 98 home runs in 95 games before the break, 48 in 67 contests after the break...those were the fewest post-break home runs by an A's team in a non-strike season since 1979 (44)...saved nine games after the break, which was the fewest in the AL, second fewest in the majors and tied for second fewest in Oakland history in a non-strike season...it was the fewest since the 1980 team also had nine...went into the break in sole possession of first place in the AL West for the second consecutive season after a 22-year streak of not being alone in first at the break.

PLAYOFF TEAMS WITH A LOSING RECORD AFTER THE ALL-STAR BREAK

433 (29-38)	Oakland	2014
466 (34-39)	San Diego	2005
473 (35-39)	St. Louis	2006
478 (33-36)	California	1979
486 (36-38)	Detroit	2006
486 (35-37)	San Francisco	1971
487 (38-40)	Atlanta	1982
488 (39-41)	Kansas City	1976
493 (36-37)	Minnesota	1987
494 (41-42)	Cincinnati	1990

(excludes 1981)

PITCHING: The A's compiled a 3.22 ERA, which ranked second in the American League and third in the majors...it marked the third consecutive season the A's ranked second in the AL in ERA and they have finished in the top three in each of the last six seasons...it was the seventh lowest ERA in Oakland history and was the lowest since 1990 (3.18)...allowed a .290 opponents on-base percentage, which was the lowest by a Major League team since Houston had a mark of .289 in 1981...it was the lowest by an AL team in the designated hitter era (1973-present) and second lowest in Oakland history (.284 in 1972)...had the lowest OPS in the majors (.646) and the second lowest opponents batting average (.233) and slugging percentage (.356)...the OPS was the lowest by a ML team since the Dodgers in 1989 (.642) and the lowest by an AL team since the Yankees in 1981 (.636)...the batting average was fourth lowest in Oakland history and the OPS tied for fourth...set an Athletics franchise record for strikeouts for the third time in the last four years with 1244...broke the previous mark of 1183 set in 2013...however, tied for sixth in the AL in strikeouts in 2014...issued just 406 walks, which was second fewest in the AL (New York, 398) and the fewest by an A's team in a non-strike season since 1944 (390)...averaged 2.50 walks per nine innings, which was the third lowest mark in Athletics history and the lowest since 1904 (2.42)...had a strikeout-to-walk ratio of 3.06, which ranked third in the AL and was the best mark in Athletics history (2.76 in 2013)...allowed just 11 triples, which were the fewest by a Major League team in a non-strike season since at least 1914 (source: Stats, Inc.)...had the fewest doubles (210) in the majors and tied for the fewest extra base hits (368) and balks (1)...had the fewest sacrifice flies (32) and pitches per game (139.1) in the AL...the doubles were the fewest by an AL team in a non-strike season since 1990 (Chicago, 202) and the extra base hits were the fewest since 1993 (Chicago, 364)...the balks matched the fewest in Oakland history (1974, 2000, 2013)...had the fourth fewest hit batters in the AL (48)...the A's have not posted an ERA above 4.28 over the last 14 years (since 2001) and have a 3.79 ERA over that span...that is the lowest by an AL team and third lowest in the majors behind Atlanta (3.73) and Los Angeles (3.75)...have 167 shutouts over that span, which is second most in the majors (Dodgers, 169)...also have the fewest home runs allowed in the AL since 2001 (2083) and the lowest opponents batting average (.251), on-base percentage (.317) and slugging percentage (.388).

STARTING PITCHING: A's starting pitchers were 62-51 with a 3.37 ERA...led the American League and ranked fourth in the majors in ERA...the ERA was eighth lowest in Oakland history and was the lowest since 1989 (3.34)...also led the AL in opponents on-base percentage (.295), tied for the lead in

Season in Review, continued

complete games (7), ranked second in opponents batting average (.237) and innings pitched (996.0), third in opponents slugging percentage (.368), tied for third in fewest losses and fourth in winning percentage (.549), strikeouts (847) and complete games shutouts (3)...the strikeouts were the most in Oakland history, the on-base percentage was fourth lowest and the batting average was fifth lowest...yielded the fifth most home runs in the AL (106) but had the second fewest doubles (155) and triples (8) and the third fewest extra base hits (269)...the triples matched the fewest in Oakland history (2013)...averaged the second fewest pitches per inning in the AL (15.6) and had the third most wild pitches (41)...the A's had four pitchers aged 30 or older start a game in 2014 (Kazmir 32, Chavez 21, Hammel 12, Lester 11), which were their most since 2000 (Appier, Heredia, Olivares, Prieto)...had just one 30-year old start a game over the previous three seasons (Colón).

THE BULLPEN: The A's bullpen ranked second in the American League and third in the majors with a 2.91 ERA...it was the ninth lowest bullpen ERA in Oakland history...converted 31-of-52 (59.6%) save opportunities...tied with Houston for the fewest saves in the AL and had the second lowest save percentage...tied for third in blown saves (21)...the 31 saves were the fewest by an A's team in a non-strike season since 1982 (22)...walked just 122 batters, which was the fewest in the majors...averaged 2.35 walks per nine innings, which was the lowest mark by an A's bullpen since at least 1914 (2.49 in 1944)...it was the third lowest mark by an AL bullpen since 1914 (2.11 by KC in 1984, 2.28 by CWS in 1915) and the lowest by a Major League bullpen since 1994 (Montreal, 2.29)...struck out 397 and had the best strikeout-to-walk ratio in the majors (3.25)...it was also the best mark by an A's bullpen since at least 1914...had the lowest opponents on-base percentage in the AL (.279) and the second lowest slugging percentage (.330) and batting average (.223)...had a .224 batting average against first batters faced, which ranked seventh in the AL...had the third lowest on-base percentage against first batters (.266) and the seventh lowest slugging percentage (.344)...walked just 20 first batters, which was the fewest in the AL and second fewest in the majors (Milwaukee, 19)...allowed 57-of-192 (29.7%) inherited runners to score, which ranked eighth in the AL...the inherited runners were second fewest in the AL and matched the fewest by an A's team in a non-strike season since inherited runners data is available beginning in 1974 (also 1990)...had the fewest doubles (55) and extra base hits (99) in the AL, tied for the fewest triples (3), had the third fewest innings (467.1) and the fourth fewest home runs (41) and strikeouts (397)...had four different pitchers appear in 60 or more games, which matches the most in Athletics history (1997, 2009, 2013).

OFFENSE: The A's batted .244, which was fourth lowest in the American League...however, led the majors with 586 walks and ranked fifth in the AL in on-base percentage (.320)...led the AL in triples (33), ranked third in runs scored (729), eighth in home runs (146) and ninth in slugging percentage (.381)...the triples tied for sixth most in Oakland history and were the most by an A's team since the 1987 club also had 33...struck out 1104 times, which was second fewest in the majors (Kansas City, 985)...had the fourth fewest doubles (253) and hit by pitches (49) in the AL...the doubles were the fewest by an A's team in a non-strike season since 1992 (219)...tied for second in the AL with five grand slams...had 19 sacrifice hits, which tied the White Sox for the fewest in the majors and tied for second fewest in Athletics history (18 in 2007)...ranked third in the AL in bunt hits (25) and reaching base on an error (53)...the bunt hits were the most by an A's team since 1999 (27)...ranked second in the AL in percentage of pitches taken (56.4%) and third in lowest percentage of swings that missed (19.4%)...hit .266 with runners on base, .228 with the bases empty...were fifth in the AL in batting average with runners on and last with the bases empty...had a .227 batting average when leading off an inning, which was second lowest in the AL and in Oakland history (.219 in 1972)...A's catchers hit .279, which was the best mark in the AL and fourth best in the majors...also led the AL with 86 RBI.

DEFENSIVE DOINGS: The A's committed 111 errors, which was second most in the majors (Cleveland, 116)...had a .982 fielding percentage, which was third lowest in the AL...the errors led to 48 unearned runs, which was sixth fewest in the AL and tied for third fewest in Oakland history in a non-strike season...had 1634 assists, which was third most in the AL, after setting a Major League record for fewest assists in a season in 2013 (1377)...turned 150 double plays, which ranked seventh in the AL...A's outfielders had 35 assists, which ranked third in the AL...the A's were 43-33 when going errorless, 45-41 when making one or more error.

ON THE BASES: The A's were successful in 80.6% (83-of-103) stolen bases attempts, which was the third highest percentage in the American League...it fell just short of the Oakland record of 80.7% set in 2008...however, opponents were successful in 100-of-128 (78.1%) stolen base attempts, which was third highest in the AL and in Oakland history...the A's offense tied for fourth in the AL in steals of third (16).

HOME AND AWAY: The A's compiled a 48-33 (.593) record at home compared to 40-41 (.494) on the road...tied for the third best home record in the American League and had the eighth best road record...posted a winning record at home for the fifth consecutive season but had a losing record on the road for the first time since 2011...this marks just the second time in Athletics history the A's reached the postseason with a losing record on the road (39-42 in 2003)...started the year 18-6 (.750) on the road but then went 22-35 (.386) over their final 57 road games...batted .255 in Oakland compared to .234 on the road...the road batting average was second lowest in the AL and second lowest in Oakland history (.230 in 1968)...had the fourth lowest road on-base percentage in Oakland history (.304) and fifth lowest slugging percentage (.365)...ranked second in the AL in runs scored at home (376) and were seventh in batting...posted a 3.17 ERA in Oakland compared to 3.28 on the road, both of which ranked second in the AL...the road ERA was fifth lowest in Oakland history and the lowest since 1989 (3.12)...had the lowest road opponents on-base percentage in Oakland history (.294), the second lowest batting average (.235) and sixth lowest slugging percentage (.364)...set an Oakland record with 629 road strikeouts and 615 home strikeouts...had just 15 saves on the road, which were the fewest by an A's team in a non-strike season since 1986 (13)...won 16 home series, lost eight and split two...won 12 road series, lost 10 and split four.

ONE-RUN GAMES AND OTHER CLOSE CALLS:

The A's went 21-28 (.429) in one-run games, which tied for the third worst record in the American League...the 28 one-run losses tied for the most in the AL, tied for fourth most in Oakland history and were the most since the 1986 club lost 29... were 31-41 (.431) in games decided by two runs or fewer compared to 57-33 (.633) in games decided by three runs or more...had the second worst record in the AL in games decided by two runs or fewer (Houston 29-42, .408) and the second best record in games decided by three runs or more (Los Angeles 54-31, .635)...the A's had a Major League leading 13 wins when trailing after seven innings and eight when trailing after eight innings... set an Oakland record for wins when trailing after seven innings, breaking the previous mark of 12 in 1969...had the second most wins in Oakland history when trailing after eight innings (10 in 1971)... however, tied for second in the majors in losses when leading after seven innings (9) and eight innings (7)...the losses when leading after eight innings matched the second most in Oakland history (9 in 1980)...went 24-18 in games decided in the last at bat...the wins tied the 1988 A's for second most in Oakland history (26 in 2004)...tied Miami for the most last at bat wins in the majors and ranked third in games decided in the winning team's last at bat...had 10 walk-off wins, which tied for second in the AL...had a 13-8 (.619) record in extra inning games...the wins and games (21) both fell one short of the Oakland record...had 14 wins in 1988 and 22 games in 1969 and 1976...tied for the ML lead in extra inning games and tied for second in wins...the A's largest deficit overcome to win a game came on June 4 at New York (AL)...trailed 4-0 after three innings but came back to win 7-4...the largest lead in a game they would go on to lose was three on April 16 at Los Angeles (AL) and June 30 at Detroit.

A'S 2014 WALK-OFF WINS

DATE	OPP	RESULT	NOTE
April 3	Seattle	3-2 (12)	Crisp home run
April 19	Houston	4-3	Reddick single
May 10	Washington	4-3 (10)	Jaso double
May 28	Detroit	3-1	Donaldson home run
June 21	Boston	2-1 (10)	Crisp single
July 4	Toronto	1-0 (12)	Punto double and error
July 18	Baltimore	5-4	Donaldson home run
Aug. 4	Tampa Bay	3-2 (10)	Norris single
Sept. 6	Houston	4-3	Lowrie single
Sept. 21	Philadelphia	8-6 (10)	Donaldson home run

THE DISABLED LIST: The A's used the disabled list 18 times after using it 13 times in 2013...began the season with seven players on the DL, used it just six times from Opening Day through July 27, and then added five players over a 28-day span from July 28 through August 24...A's players combined to miss 823 games while on the DL, an average of 45.7 games per stint...A.J. Griffin and Jarrod Parker missed the entire season (both Tommy John surgery) and Kyle Blanks (86 games) and Eric O'Flaherty (84 games) missed over half the season...Ryan Cook, Craig Gentry and Josh Reddick each had two

Season in Review, continued

stints on the DL...had a season-high seven players on the DL from March 31 to April 6 and August 24 to 31...the season low was three players on July 27...have not had fewer than two players on the DL since the end of the 2006 season when they had just one.

MONTH BY MONTH: The A's posted a winning record in each of the first four months of the season to extend their streak of consecutive winning months to 14...that was the longest streak in Oakland history and second longest in Athletics history to a 15-month streak from July 1928 to Sept. 1930...it was the second longest streak by an American League team over the last 36 years (20, New York, Sept. 1996-April 2000)...then went 12-17 in August, which was the A's first losing month since May 2012 (11-16)...went an AL best 18-9 (.667) in April to tie the franchise record for wins in the month of April (1981, 1989)...it was the seventh best April winning percentage in Oakland history and the best since 1990 (14-5, .737)...also led the AL with a 2.81 ERA...had two four-game winners in April (Gray and Kazmir) for the third time in Oakland history (Norris and Keough in 1981, Mulder and Zito in 2003)...the pitching staff finished the month with 220 strikeouts, setting the franchise record for strikeouts in April...the offense had the second best April totals in Oakland history in runs (148), hits (254) and walks (tie, 126)...went 16-12 in May for the second consecutive season...led the AL with a 3.08 ERA, which was the sixth lowest May ERA in Oakland history...had five shutouts, which were the A's most in May since 1931...posted the best record in the majors in June with a mark of 17-9 (.654)...tied for the AL lead with 10 saves while the offense ranked first with 132 runs scored...the pitching staff notched 210 strikeouts, which were an Oakland record for the month of June and the most by an A's team since at least 1914...compiled a 15-10 record in July for the second consecutive season...after leading the AL in walks in April (126) and May (118), the A's offense walked just 67 times in July...that was third fewest in July in Oakland history...it matched the fewest walks by an A's team in any month over the last 27 years (min. 12 games)...also walked 67 times in June, 2010...were 12-17 in August and batted just .223, which was second lowest in the majors (New York-NL, .216)...led the AL in walks (99) but had the fourth fewest runs scored (103)...then went 10-16 in September, which was the worst record in the AL, fourth worst in the majors and tied for eighth worst in Oakland history...it was the A's worst record in any month since going 9-17 in June, 2011...ranked third in the AL in September ERA (2.85) and fourth in strikeouts (221)...the strikeouts were the third best single-month total in Oakland history (246 in Sept. 2013; 223 in Aug. 2007)...saved just two games, which were the A's fewest in a month of 10 or more games since September, 1995 (2)...the offense had the second fewest home runs (12) in the AL, the third lowest batting average (.228) and the fifth fewest runs scored (91)...the home runs and .316 slugging percentage were the lowest in Oakland history in September.

ALL-STARS: The A's had six players named to the American League All-Star team (Céspedes, Donaldson, Doolittle, Kazmir, Moss and Norris) and one named to the National League All-Star team (Samardzija)...later swapped All-Stars with Boston at the trading deadline when they acquired Jon Lester and sent Yoenis Céspedes to the Red Sox...the six All-Stars were the most of any team in 2014 and are the A's most since they had an Athletics record seven in 1975...had six players appear in the game, matching the most in Athletics history (1973 and 1975)...2014 marked the first time since 2003 the A's sent a non-pitcher to the All-Star Game (Hernandez)...had four non-pitchers for the first time since 1991...had two players participating in the Home Run Derby (Céspedes and Donaldson) for the second time (Canseco and McGwire in 1990).

IN THE PINCH: A's pinch hitters batted .205 (32-for-156) with eight doubles, three home runs, 22 RBI and 25 walks...the walks were the most by an American League team since Minnesota had 27 in 2000...also led the AL in doubles, ranked second in hits, extra base hits (11) and plate appearances (186), tied for second in home runs, third in RBI and strikeouts (35) and had the fifth lowest batting average...the eight doubles matched the most by an Oakland team in the designated hitter era (1983, 1999) and fell one short of the Oakland record of nine set in 1972...the 25 walks, 186 plate appearances and 11 extra base hits were second most in the DH era...had 26 walks and 195 plate appearances in 1997 and 12 extra base hits in 1978...the extra base hits tied for fourth in Oakland history and the plate appearances ranked sixth...the 32 hits were the most since 1998 (35) and the 22 RBI were the most since 1999 (22)...hit .264 with three home runs and 15 RBI over the first 81 games, .155 with no home runs and seven RBI over the last 81 games...A's pinch hitters now have 17 home runs and 89 RBI over the last five years...the home runs are tied with Boston for the most in the AL over that span and the RBI rank second to Tampa Bay (101).

DESIGNATED HITTERS: A's designated hitters batted .215 with 15 home runs and 73 RBI...had the second lowest batting average in the American League and the third lowest on-base percentage (.294) and slugging percentage (.343)...the batting average was second lowest in Oakland history (.203 in 1987), the slugging percentage was third lowest and the on-base percentage was fourth lowest...tied for second in the AL in triples (3) but tied for the second fewest home runs, had the third fewest extra base hits (43) and tied for the third fewest doubles (25)...ranked second in hit by pitches (12)...Alberto Callaspo led the A's with 34 starts at designated hitter, the third consecutive season the A's did not have a DH with at least 50 starts...John Jaso made 32 starts and Adam Dunn was third with 17...Brandon Moss led the A's with four home runs, Callaspo topped the club with 15 RBI and Yoenis Céspedes had the best batting average (.273).

INTERLEAGUE PLAY: The A's finished interleague play with a 13-7 record for the second consecutive season...tied for the second best interleague record in the majors and tied for the fourth best interleague mark in Oakland history...have finished with a winning record against the National League in each of the last three seasons and in 11 of 18 interleague seasons...had the eighth lowest ERA in 2014 (3.46) and ranked 13th in batting average (.249)...the offense tied for third in walks (66), had the fourth fewest strikeouts (133) and tied for fifth in runs (99) and triples (6)...the triples were the most ever by an Oakland team in interleague play...the pitching staff issued the sixth fewest walks (44) and had the sixth most strikeouts (172)...the strikeouts were the most ever by an A's team against the NL...are now 180-144 (.556) all-time in interleague play, which is fifth best in Major League history.

**BEST INTERLEAGUE
WON-LOSS PERCENTAGE**

	W	L	PCT.
New York (AL)	192	130	.596
Los Angeles (AL)	186	138	.574
Boston	184	139	.570
Chicago (AL)	182	141	.563
Oakland	180	144	.556

REVIEW

WINS AND LOSSES: The A's were 40-7 (.851) when out-homer the opposition, which was the best record in the majors...had a 57-19 (.750) record when scoring first, which was the second best record in the American League...were 31-55 (.360) when the opponent scored first...went 64-49 (.566) in games in which the opponent started a right-handed pitcher, 24-25 (.490) in games started by left-handers...had a 27-25 record in the first game of a series, 27-25 in the last game and were 34-24 in between...were 17-9 on Sunday, which was the best record in the AL...went 32-20 on Saturday and Sunday, 56-54 from Monday through Friday...had a 71-18 record when scoring four or more runs, 17-56 when scoring three runs or fewer...compiled their best record against Minnesota (6-1)...lost the season series to three of the other four AL playoff teams (2-5 vs. Detroit, 2-5 vs. Kansas City, 9-10 vs. Los Angeles)...however, won the season series from the two National League playoff teams they faced (3-0 vs. Washington, 3-1 vs. San Francisco).

THIS AND THAT: The A's outscored the opposition 729-572 and had the best run differential in the majors (+157) ahead of Los Angeles-AL (+143)...the A's became the third team since the Wild Card began in 1995 to lead the majors in run differential and not win their division...the other two, Anaheim (2002) and New York-AL (2010), were also Wild Cards...the run differential was fourth best in Oakland history (+239 in 2001, +180 in 1988, +163 in 1990)...the A's used just two rookies in 2014 (Bryan Anderson, Billy Burns) and neither was a pitcher...Oakland became the first team since the 1981 Toronto Blue Jays to go an entire season without a rookie pitcher...Anderson and Burns combined for 14 games played and seven at bats...the A's played the first 104 games without a rookie, which was the longest single-season streak in Athletics history...it was the longest season-opening streak by a Major League team since the 1971 Baltimore Orioles went the first 152 games (source: Elias)...the A's used 45 players, which was one more than their season total from 2013...A's manager Bob Melvin used just 26 replay challenges, which was the fewest in the majors...was successful in 14 of the challenges (53.0%)...made nine challenges over the first 31 games but just 17 over the final 131 contests...the A's average time of game was 3 hours and 5.19 minutes, which was second longest in Oakland history to 2000 (3 hours, 8.47 minutes)...however, it was fourth quickest in the American League in 2014.

ATTENDANCE: The A's drew 2,003,628 fans in 2014, which ranked 10th in the American League...it marked the first time the A's reached 2,000,000 since 2005 when they had 2,109,118...it was an increase of 194,326 over 2013, marking the fifth consecutive season the A's have increased their attendance...had 16 sellouts...drew 2,329,345 on the road, which ranked seventh in the AL.

FIELDING STATISTICS

PITCHER	PCT	G	GS	PO	A	E	TC	DP	TP
Abad,F	1.000	69	0	0	8	0	8	0	0
Chavez,J	1.000	32	21	11	4	0	15	3	0
Cook,R	1.000	54	0	3	8	0	11	1	0
Doolittle,S	1.000	61	0	1	4	0	5	0	0
Francis,J	.000	9	0	0	0	0	0	0	0
Gray,S	.952	33	33	18	41	3	62	3	0
Gregerson,L	1.000	72	0	4	8	0	12	0	0
Hammel,J	.857	13	12	5	1	1	7	0	0
Johnson,J	.833	38	0	2	3	1	6	0	0
Kazmir,S	.870	32	32	2	18	3	23	1	0
Lester,J	1.000	11	11	4	4	0	8	0	0
Lindblom,J	.000	1	1	0	0	0	0	0	0
Mills,B	.000	3	3	0	0	0	0	0	0
Milone,T	1.000	16	16	3	12	0	15	2	0
O'Flaherty,E	1.000	21	0	0	1	0	1	0	0
Otero,D	1.000	72	0	11	18	0	29	2	0
Pomeranz,D	1.000	20	10	1	8	0	9	0	0
Rodriguez,,F	.000	7	0	0	0	0	0	0	0
Samardzija,J	1.000	16	16	3	10	0	13	1	0
Savery,J	.000	3	0	0	0	0	0	0	0
Scribner,E	1.000	13	0	0	1	0	1	0	0
Straily,D	1.000	7	7	0	3	0	3	0	0

CATCHER	PCT	G	GS	PO	A	E	TC	DP	TP	PB
Jaso,J	.997	54	47	338	10	1	349	0	0	1
Norris,D	.992	114	93	745	43	6	794	3	0	8
Soto,G	.975	14	14	103	14	3	120	3	0	0
Vogt,S	1.000	15	8	71	4	0	75	0	0	1

FIRST BASE	PCT	G	GS	PO	A	E	TC	DP	TP
Barton,D	.983	30	15	166	12	3	181	16	0
Blanks,K	.990	17	12	93	8	1	102	11	0
Callaspo,A	.986	23	17	128	17	2	147	14	0
Freiman,N	.986	33	24	211	7	3	221	24	0
Moss,B	.990	67	54	487	21	5	513	48	0
Vogt,S	.995	47	40	341	21	2	364	28	0

SECOND BASE	PCT	G	GS	PO	A	E	TC	DP	TP
Callaspo,A	.978	46	41	76	104	4	184	25	0
Parrino,A	1.000	4	3	7	11	0	18	7	0
Punto,N	.973	52	38	89	130	6	225	41	0
Sogard,E	.988	102	80	154	247	5	406	49	0

THIRD BASE	PCT	G	GS	PO	A	E	TC	DP	TP
Callaspo,A	.953	19	16	8	33	2	43	4	0
Donaldson,J	.952	150	146	131	328	23	482	43	0
Parrino,A	1.000	1	0	1	0	0	1	0	0
Punto,N	1.000	2	0	0	1	0	1	0	0

SHORTSTOP	PCT	G	GS	PO	A	E	TC	DP	TP
Lowrie,J	.974	130	129	146	344	13	503	71	0
Parrino,A	.972	14	11	12	23	1	36	4	0
Punto,N	.982	17	10	19	36	1	56	9	0
Sogard,E	.896	14	12	10	33	5	48	5	0

Fielding Statistics, continued

OUTFIELD	PCT	G	GS	PO	A	E	TC	DP	TP
Blanks,K	.000	1	0	0	0	0	0	0	0
+Burns,B	.667	1	1	2	0	1	3	0	0
Cespedes,Y	.975	84	82	144	12	4	160	0	0
Crisp,C	.985	111	101	194	0	3	197	0	0
Fuld,S	1.000	54	46	129	4	0	133	1	0
Gentry,C	.994	87	58	153	8	1	162	2	0
Gomes,J	.962	19	14	25	0	1	26	0	0
Moss,B	.985	84	69	123	6	2	131	1	0
Parrino,A	.000	2	1	0	0	0	0	0	0
Punto,N	.000	1	0	0	0	0	0	0	0
Reddick,J	.976	108	100	195	5	5	205	2	0
Vogt,S	1.000	18	14	21	0	0	21	0	0

DAY-BY-DAY RESULTS

DATE	G	OPP	W-L	SCORE	REC	POS	GA/GB	LEADER AND LEAD	WINNER	LOSER	SAVE	ATT.	CUM. ATT.
3/31	1	CLE	L	0-2	0-1	t3	-1	SEA ½	Allen	Johnson	Axford	36,067*	36,067
4/1		CLE		PPD, Rain		4	-1½	SEA ½					
4/2	2	CLE (D)	W	6-1	1-1				Kazmir	Kluber		15,134	51,201
	3	CLE (N)	L	4-6	1-2	4	-2	SEA ½	Allen	Johnson	Axford	12,198	63,399
4/3	4	SEA	W	3-2 (12)	2-2	4	-1	SEA ½	Pomeranz	Noesi		11,236	74,635
4/4		SEA		PPD, Wet Field		t2	-1	SEA 1					
4/5	5	SEA	L	1-3	2-3	t2	-2	SEA 2	Hernandez	Straily	Rodney	30,290	104,925
4/6	6	SEA	W	6-3	3-3	t2	-1	SEA 1	Gray	Ramirez	Johnson	32,852	137,777
													(6 dates)
4/7	7	at MIN	W	8-3	4-3	2	-½	SEA ½	Kazmir	Correia		35,837	35,837
4/8		OFF DAY				2	-1	SEA 1					
4/9	8	at MIN	W	7-4 (11)	5-3	t1	--	OAK/SEA --	Otero	Burton		22,973	58,810
4/10	9	at MIN	W	6-1	6-3	1	+½	OAK ½	Straily	Pelfrey		20,650	79,460
4/11	10	at SEA	L	4-6	6-4	2	-½	SEA ½	Hernandez	Milone	Rodney	38,968	118,428
4/12	11	at SEA	W	3-1	7-4	1	+½	OAK ½	Gray	Ramirez	Gregerson	22,061	140,489
4/13	12	at SEA	W	3-0	8-4	1	+1½	OAK 1½	Otero	Furbush	Doolittle	22,628	163,117
4/14	13	at LAA	W	3-2	9-4	1	+1½	OAK 1½	Johnson	Frieri	Gregerson	37,120	200,237
4/15	14	at LAA	W	10-9 (11)	10-4	1	+2½	OAK 2½	Johnson	Herrera		34,887	235,124
4/16	15	at LAA	L	4-5 (12)	10-5	1	+2	OAK 2	Smith	Pomeranz		37,344	272,468
													(9 dates)
4/17		OFF DAY				1	+1½	OAK 1½					
4/18	16	HOU	W	11-3	11-5	1	+1½	OAK 1½	Gray	Cosart		18,234	156,011
4/19	17	HOU	W	4-3	12-5	1	+1½	OAK 1½	Otero	Qualls		33,166	189,177
4/20	18	HOU	W	4-1	13-5	1	+2½	OAK 2½	Chavez	Peacock	Gregerson	16,382	205,559
4/21	19	TEX	L	3-4	13-6	1	+1½	OAK 1½	Cotts	Doolittle	Soria	13,297	218,856
4/22	20	TEX	L	4-5	13-7	1	+½	OAK ½	Ogando	Gregerson	Soria	15,744	234,600
4/23	21	TEX	L	0-3	13-8	2	-½	TEX ½	PEREZ	Gray		18,340	252,940
													(12 dates)
4/24	22	at HOU	W	10-1	14-8	t1	--	OAK/TEX --	Kazmir	Oberholtzer		19,987	292,455
4/25	23	at HOU	W	12-5	15-8	1	+1	OAK 1	Gregerson	Fields		17,708	310,163
4/26	24	at HOU	L	6-7	15-9	t1	--	OAK/TEX --	Williams	Doolittle	Valdes	17,850	328,013
4/27	25	at HOU	L	1-5	15-10	t1	--	OAK/TEX --	McHugh	Milone		18,935	346,948
4/28	26	at TEX	W	4-0	16-10	1	+1	OAK 1	GRAY	Darvish		28,548	375,496
4/29	27	at TEX	W	9-3	17-10	1	+2	OAK 2	Kazmir	Perez		30,221	405,717
4/30	28	at TEX	W	12-1	18-10	1	+3	OAK 3	Chavez	Ross		32,979	438,696
5/1		OFF DAY				1	+3	OAK 3					
5/2	29	at BOS	L	1-7	18-11	1	+2	OAK 2	Buchholz	Straily		34,850	473,546
5/3	30	at BOS	L	3-6	18-12	1	+2	OAK 2	Lester	Milone	Uehara	37,042	510,588
5/4	31	at BOS	W	3-2 (10)	19-12	1	+2	OAK 2	Johnson	Capuano		35,649	546,237
													(19 dates)

DATE	G	OPP	W-L	SCORE	REC	POS	GA/		LEADER		WINNER	LOSER	SAVE	ATT.	CUM. ATT.
							GB	AND LEAD							
5/5	32	SEA	L	2-4	19-13	1	+2	OAK	2	Young	Kazmir	Rodney	11,019	263,959	
5/6	33	SEA	L	3-8	19-14	1	+2	OAK	2	Elias	Chavez		12,106	276,065	
5/7	34	SEA (1)	L	4-6 (10)	19-15					Medina	Cook	Rodney			
	35	SEA (2)	W	2-0	20-15	1	2	OAK	2	Pomeranz	Ramirez	Johnson	17,337	293,402	
5/8		OFF DAY				1	+1½	OAK	1½						
5/9	36	WSH	W	8-0	21-15	1	+2	OAK	2	Milone	Fister		20,159	313,561	
5/10	37	WSH	W	4-3 (10)	22-15	1	+2½	OAK	2½	Doolittle	Storen		36,067*	349,628	
5/11	38	WSH	W	9-1	23-15	1	+3	OAK	3	Kazmir	Gonzalez		28,205	377,833	
5/12	39	CWS	W	5-4	24-15	1	+3½	OAK	3½	Chavez	Danks	Doolittle	10,120	387,953	
5/13	40	CWS	W	11-0	25-15	1	+4	OAK	4	Pomeranz	Carroll		13,826	401,779	
5/14	41	CWS	L	2-4	25-16	1	+3	OAK	3	Belisario	Abad	Lindstrom	18,035	419,814	
														(21 dates)	
5/15		OFF DAY				1	+2½	OAK	2½						
5/16	42	at CLE	W	11-1	26-16	1	+3½	OAK	3½	Gray	McAllister		21,389	567,626	
5/17	43	at CLE	W	6-2	27-16	1	+3½	OAK	3½	Otero	Tomlin		18,358	585,984	
5/18	44	at CLE	W	13-3	28-16	1	+3½	OAK	3½	Chavez	Masterson		14,872	600,856	
5/19		OFF DAY				1	+4	OAK	4						
5/20	45	at TB	W	3-0	29-16	1	+4	OAK	4	Pomeranz	Odorizzi	Doolittle	11,369	612,225	
5/21	46	at TB	W	3-2	30-16	1	+4	OAK	4	Milone	Bedard	Doolittle	10,555	622,780	
5/22	47	at TB	L	2-5 (11)	30-17	1	+3½	OAK	3½	Lueke	Otero		11,257	634,037	
5/23	48	at TOR	L	2-3	30-18	1	+2½	OAK	2½	Hendriks	Kazmir	Janssen	21,007	655,044	
5/24	49	at TOR	L	2-5	30-19	1	+2½	OAK	2½	Dickey	Chavez	Cecil	29,372	684,416	
5/25	50	at TOR	L	1-3	30-20	1	+1½	OAK	1½	Happ	Pomeranz	Janssen	45,277	729,693	
														(28 dates)	
5/26	51	DET	W	10-0	31-20	1	+2½	OAK	2½	Milone	Smyly		35,067*	454,881	
5/27	52	DET	L	5-6	31-21	1	+1½	OAK	1½	Albuquerque	Abad	Nathan	21,549	476,430	
5/28	53	DET	W	3-1	32-21	1	+2½	OAK	2½	KAZMIR	Nathan		15,590	492,020	
5/29	54	DET	L	4-5	32-22	1	+1½	OAK	1½	Porcello	Chavez	Nathan	21,860	513,880	
5/30	55	LAA	W	9-5	33-22	1	+2½	OAK	2½	Pomeranz	Richards		23,384	537,264	
5/31	56	LAA	W	11-3	34-22	1	+3½	OAK	3½	Rodriguez	Skaggs		35,067*	572,331	
6/1	57	LAA	W	6-3	35-22	1	+4½	OAK	4½	Gray	Weaver	Doolittle	32,231	604,562	
														(28 dates)	
6/2		OFF DAY				1	+4½	OAK	4½						
6/3	58	at NYY	W	5-2 (10)	36-22	1	+5½	OAK	5½	Otero	Warren	Doolittle	41,677	771,370	
6/4	59	at NYY	W	7-4	37-22	1	+5½	OAK	5½	Chavez	Ramirez	Doolittle	37,734	809,104	
6/5	60	at NYY	L	1-2	37-23	1	+5½	OAK	5½	Tanaka	Pomeranz	Robertson	44,346	853,450	
6/6	61	at BAL	W	4-3 (11)	38-23	1	+5½	OAK	5½	Abad	Meek	Doolittle	28,076	881,526	
6/7	62	at BAL	L	3-6	38-24	1	+4½	OAK	4½	Gausman	Gray		44,202	925,728	
6/8	63	at BAL	W	11-1	39-24	1	+4½	OAK	4½	Kazmir	Jimenez		38,244	963,972	
6/9	64	at LAA	L	1-4	39-25	1	+3½	OAK	3½	Richards	Chavez	Frieri	36,838	1,000,810	
6/10	65	at LAA	L	1-2 (14)	39-26	1	+2½	OAK	2½	Rasmus	Francis		31,942	1,032,752	
6/11	66	at LAA	W	7-1	40-26	1	+3½	OAK	3½	Milone	Weaver		36,793	1,069,545	
														(37 dates)	
6/12		OFF DAY				1	+3½	OAK	3½						
6/13	67	NYN	L	0-7	40-27	1	+3½	OAK	3½	Phelps	Gray		36,067*	640,629	
6/14	68	NYN	W	5-1	41-27	1	+3½	OAK	3½	Kazmir	Kuroda		36,067*	676,696	
6/15	69	NYN	W	10-5	42-27	1	+4½	OAK	4½	Chavez	Nuno		36,067*	712,763	
6/16	70	TEX	L	8-14	42-28	1	+4½	OAK	4½	Lewis	Pomeranz		12,412	725,175	
6/17	71	TEX	W	10-6	43-28	1	+4½	OAK	4½	Milone	Darvish		21,288	746,463	
6/18	72	TEX	W	4-2	44-28	1	+5	OAK	5	Gray	Tepesch	Doolittle	23,175	769,638	
6/19	73	BOS	W	4-2	45-28	1	+6	OAK	6	Kazmir	Peavy	Otero	24,371	794,009	
6/20	74	BOS	W	4-3	46-28	1	+6	OAK	6	Abad	Miller	Doolittle	28,602	822,611	
6/21	75	BOS	W	2-1 (10)	47-28	1	+6	OAK	6	Otero	Mujica		32,873	855,484	
6/22	76	BOS	L	6-7 (10)	47-29	1	+5	OAK	5	Uehara	Abad		36,067*	891,551	
														(38 dates)	

REVIEW

Day-By-Day Results, continued

DATE	G	OPP	W-L	SCORE	REC	POS	GA/ GB	LEADER AND LEAD	WINNER	LOSER	SAVE	ATT.	CUM. ATT.
6/23		OFF DAY			1	+5	OAK	5					
6/24	77	at NYM	L	1-10	47-30	1	+4	OAK	4	Colón	Kazmir	25,751	1,095,296
6/25	78	at NYM	W	8-5	48-30	1	+4	OAK	4	Mills	Wheeler	23,367	1,118,663
6/26		OFF DAY			1	+3½	OAK	3½					
6/27	79	at MIA	W	9-5	49-30	1	+4½	OAK	4½	Gregerson	Cishek	18,666	1,137,329
6/28	80	at MIA	W	7-6 (14)	50-30	1	+4½	OAK	4½	Johnson	Turner	19,358	1,156,687
6/29	81	at MIA	W	4-3	51-30	1	+5½	OAK	5½	Milone	Heaney	21,917	1,178,604
6/30	82	at DET	L	4-5	51-31	1	+5	OAK	5	Hardy	Doolittle	42,477	1,221,081
7/1	83	at DET	L	0-3	51-32	1	+3½	OAK	3½	PORCELLO	Mills	32,455	1,253,536
7/2	84	at DET	L	3-9	51-33	1	+3½	OAK	3½	Verlander	Chavez	35,445	1,288,981
													(45 dates)
7/3	85	TOR	W	4-1	52-33	1	+3½	OAK	3½	Gray	DICKEY	32,913	924,464
7/4	86	TOR	W	1-0 (12)	53-33	1	+3½	OAK	3½	Otero	Jenkins	22,322	946,786
7/5	87	TOR	W	5-1	54-33	1	+3½	OAK	3½	Kazmir	Buehrle	20,236	967,022
7/6	88	TOR	W	4-2	55-33	1	+3½	OAK	3½	Samardzija	Hutchison	22,897	989,919
7/7	89	SF	W	5-0	56-33	1	+3½	OAK	3½	Chavez	Vogelsong	36,067*	1,025,986
7/8	90	SF	W	6-1	57-33	1	+4½	OAK	4½	Gray	Bumgarner	36,067*	1,062,053
													(44 dates)
7/9	91	at SF	L	2-5	57-34	1	+3½	OAK	3½	Cain	Hammel	41,427	1,330,408
7/10	92	at SF	W	6-1	58-34	1	+3½	OAK	3½	Kazmir	Hudson	41,069	1,371,477
7/11	93	at SEA	L	2-3	58-35	1	+2½	OAK	2½	Hernandez	SAMARDZIJA	32,971	1,404,448
7/12	94	at SEA	L	2-6	58-36	1	+1½	OAK	1½	Iwakuma	Chavez	39,204	1,443,652
7/13	95	at SEA	W	4-1	59-36	1	+1½	OAK	1½	Gray	Young	25,944	1,469,596
													(50 dates)
7/14-17		ALL-STAR BREAK			1	+1½	OAK	1½					
7/18	96	BAL	W	5-4	60-36	1	+1½	OAK	1½	O'Flaherty	Britton	27,232	1,089,285
7/19	97	BAL	L	4-8	60-37	1	+1½	OAK	1½	Chen	Hammel	36,067*	1,125,352
7/20	98	BAL	W	10-2	61-37	1	+1½	OAK	1½	Gray	Gausman	30,124	1,155,476
7/21		OFF DAY			1	+2	OAK	2					
7/22	99	HOU	L	2-3 (12)	61-38	1	+2	OAK	2	Downs	Abad	22,908	1,178,384
7/23	100	HOU	W	9-7	62-38	1	+2	OAK	2	Chavez	Peacock	28,310	1,206,694
7/24	101	HOU	W	13-1	63-38	1	+3	OAK	3	Samardzija	Feldman	22,759	1,229,453
													(50 dates)
7/25	102	at TEX	L	1-4	63-39	1	+2	OAK	2	Williams	Hammel	35,582	1,505,178
7/26	103	at TEX	W	5-1	64-39	1	+2	OAK	2	Gray	Tepesch	34,651	1,539,829
7/27	104	at TEX	W	9-3	65-39	1	+2	OAK	2	Kazmir	Mikolas	38,915	1,578,744
7/28	105	at HOU	L	3-7	65-40	1	+1½	OAK	1½	Oberholtzer	Chavez	18,259	1,597,003
7/29	106	at HOU	W	7-4	66-40	1	+2½	OAK	2½	Scribner	Qualls	16,940	1,613,943
7/30	107	at HOU	L	1-8	66-41	1	+2½	OAK	2½	KEUCHEL	Hammel	17,637	1,631,580
													(56 dates)
7/31		OFF DAY			1	+2	OAK	2					
8/1	108	KC	L	0-1	66-42	1	+1	OAK	1	Guthrie	Gray	35,067*	1,264,520
8/2	109	KC	W	8-3	67-42	1	+2	OAK	2	Lester	Vargas	30,097	1,294,617
8/3	110	KC	L	2-4	67-43	1	+1	OAK	1	Shields	Kazmir	22,612	1,317,229
8/4	111	TB	W	3-2 (10)	68-43	1	+1	OAK	1	Cook	Balfour	18,479	1,335,708
8/5	112	TB	W	3-0	69-43	1	+2	OAK	2	Hammel	Smyly	16,335	1,352,043
8/6	113	TB	L	3-7	69-44	1	+2	OAK	2	Hellickson	Gray	21,513	1,373,556
8/7	114	MIN	W	3-0	70-44	1	+3	OAK	3	LESTER	Pino	22,108	1,395,664
8/8	115	MIN	W	6-5	71-44	1	+4	OAK	4	Kazmir	Gibson	20,196	1,415,860
8/9	116	MIN	W	9-4	72-44	1	+4	OAK	4	Samardzija	May	32,074	1,447,934
8/10	117	MIN	L	1-6	72-45	1	+4	OAK	4	Hughes	Gregerson	25,598	1,473,532
													(60 dates)
8/11	118	at KC	L	2-3	72-46	1	+3½	OAK	3½	Herrera	Gray	21,479	1,653,059
8/12	119	at KC	W	11-3	73-46	1	+3½	OAK	3½	Lester	Guthrie	27,161	1,680,220
8/13	120	at KC	L	0-3	73-47	1	+2½	OAK	2½	VARGAS	Kazmir	21,099	1,701,319
8/14	121	at KC	L	3-7	73-48	1	+2	OAK	2	Crow	Samardzija	20,569	1,721,888
8/15	122	at ATL	L	2-7	73-49	1	+1	OAK	1	Wood	Hammel	30,606	1,752,494
8/16	123	at ATL	L	3-4	73-50	t1	--	OAK/LAA	--	Teheran	Gray	40,760	1,793,254
8/17	124	at ATL	L	3-4	73-51	t1	--	OAK/LAA	--	Minor	Lester	25,461	1,818,715
													(63 dates)

DATE	G	OPP	W-L	SCORE	REC	POS	GA/GB	LEADER AND LEAD	WINNER	LOSER	SAVE	ATT.	CUM. ATT.
8/18		OFF DAY					2 -½	LAA ½					
8/19	125	NYM	W	6-2	74-51	2	-½	LAA ½	Kazmir	Gee		23,498	1,497,030
8/20	126	NYM	L	5-8	74-52	2	-1½	LAA 1½	Wheeler	Samardzija	Familia	20,312	1,517,342
8/21		OFF DAY					2 -2	LAA 2					
8/22	127	LAA	W	5-3	75-52	2	-1	LAA 1	Gray	Grilli	Doolittle	33,810	1,551,152
8/23	128	LAA	W	2-1	76-52	t1	--	OAK/LAA --	Gregerson	Smith	Doolittle	36,067*	1,587,219
8/24	129	LAA	L	4-9	76-53	2	-1	LAA 1	Weaver	Kazmir		36,067*	1,623,286
(65 dates)													
8/25	130	at HOU	W	8-2	77-53	t1	--	OAK/LAA --	Samardzija	Feldman		14,094	1,832,809
8/26	131	at HOU	L	2-4	77-54	2	-1	LAA 1	Fields	Gregerson	Qualls	17,345	1,850,154
8/27	132	at HOU	W	5-4	78-54	2	-1	LAA 1	Otero	Qualls	O'Flaherty	14,791	1,864,945
8/28	133	at LAA	L	3-4 (10)	78-55	2	-2	LAA 2	Salas	Cook		41,056	1,906,001
8/29	134	at LAA	L	0-4	78-56	2	-3	LAA 3	Weaver	Lester		41,177	1,947,178
8/30	135	at LAA	L	0-2	78-57	2	-4	LAA 4	Herrera	SAMARDZIJA	Street	44,018	1,991,196
8/31	136	at LAA	L	1-8	78-58	2	-5	LAA 5	Shoemaker	Kazmir		44,205	2,035,401
(70 dates)													
9/1	137	SEA	W	6-1	79-58	2	-4½	LAA 4½	Hammel	Young		36,067*	1,659,353
9/2	138	SEA	L	5-6	79-59	2	-4½	LAA 4½	Paxton	Gray	Rodney	23,859	1,683,212
9/3	139	SEA	L	1-2	79-60	2	-4½	LAA 4½	Hernandez	Lester	Rodney	17,073	1,700,285
9/4		OFF DAY					2 -5	LAA 5					
9/5	140	HOU	L	3-4	79-61	2	-6	LAA 6	Oberholtzer	Samardzija		21,130	1,721,415
9/6	141	HOU	W	4-3	80-61	2	-6	LAA 6	Gregerson	Qualls		28,668	1,750,083
9/7	142	HOU	L	3-4	80-62	2	-7	LAA 7	Veras	Cook	Fields	25,533	1,775,616
(71 dates)													
9/8	143	at CWS	L	4-5 (12)	80-63	2	-8	LAA 8	Guerra	Chavez		15,517	2,050,918
9/9	144	at CWS	W	11-2	81-63	2	-8	LAA 8	Lester	Danks		12,150	2,063,068
9/10	145	at CWS	L	1-2	81-64	2	-9	LAA 9	Putnam	Gregerson	Petrica	15,046	2,078,114
9/11	146	at CWS	L	0-1	81-65	2	-10	LAA 10	Sale	KAZMIR	Petrica	12,314	2,090,428
9/12	147	at SEA	L	2-4	81-66	2	-11	LAA 11	Paxton	Hammel	Rodney	29,090	2,119,518
9/13	148	at SEA	W	3-2 (10)	82-66	2	-11	LAA 11	Gregerson	Rodney	Doolittle	43,913	2,163,431
9/14	149	at SEA	W	4-0	83-66	2	-10	LAA 10	Lester	Young		28,925	2,192,356
(77 dates)													
9/15		OFF DAY					2 -10½	LAA 10½					
9/16	150	TEX	L	3-6	83-67	2	-10½	LAA 10½	Tepesch	Kazmir	Feliz	19,835	1,795,451
9/17	151	TEX	L	1-6	83-68	2	-11½	LAA 11½	Ross	Doolittle		17,530	1,812,981
9/18	152	TEX	L	2-7	83-69	2	-11½	LAA 11½	Martinez	Gray		17,574	1,830,555
9/19	153	PHI	W	3-1	84-69	2	-10½	LAA 10½	Lester	Buchanan	Doolittle	35,067*	1,865,622
9/20	154	PHI	L	0-3	84-70	2	-11½	LAA 11½	Williams	Otero	Giles	31,848	1,897,470
9/21	155	PHI	W	8-6 (10)	85-70	2	-10½	LAA 10½	Doolittle	Gonzalez		25,126	1,922,596
9/22	156	LAA	W	8-4	86-70	2	-9½	LAA 9½	Samardzija	Wilson		25,455	1,948,051
9/23	157	LAA	L	0-2	86-71	2	-10½	LAA 10½	LeBlanc	Gray	Street	27,588	1,975,639
9/24	158	LAA	L	4-5	86-72	2	-11½	LAA 11½	Santiago	Lester	Street	27,989	2,003,628
(80 dates)													
9/25	159	at TEX	L	1-2	86-73	2	-12	LAA 12	Feliz	Gregerson		33,696	2,226,052
9/26	160	at TEX	W	6-2	87-73	2	-11	LAA 11	Kazmir	Tepesch		31,586	2,257,638
9/27	161	at TEX	L	4-5	87-74	2	-11	LAA 11	Patton	Samardzija	Feliz	35,326	2,292,964
9/28	162	at TEX	W	4-0	88-74	2	-10	LAA 10	GRAY	Martinez		36,381*	2,329,345
(81 dates)													

* indicates sellout. CAPS indicates complete game.

A'S 2014 AT A GLANCE

Season High.....	72-44 (August 9)	First Game of Series.....	27-25	Commit 1 or More Errors.....	45-41
Season Low....	-1 (3 times, last: 2-3 on April 5)	Last Game of Series.....	27-25	More HR Than Opp.....	40-7
April.....	18-9	A's Score First.....	57-19	Fewer HR Than Opp.....	12-42
May.....	16-12	Opponent Scores First.....	31-55	Same Total HR of Opp.....	36-25
June.....	17-9	Leading After 7th.....	65-9	Starter Pitches 7 or More.....	38-22
July.....	15-10	Leading After 8th.....	69-7	Starter Pitches Less Than 7.....	50-52
August.....	12-17	Tied After 7th.....	10-10	When Scoring 4 or More.....	71-18
September.....	10-16	Tied After 8th.....	11-6	When Scoring Less Than 4.....	17-56
Home Series.....	16-8-2	Trailing After 7th.....	13-55	Last At Bat.....	24-18
Road Series.....	12-10-4	Trailing After 8th.....	8-61	Replay Challenges.....	14-12
Series Sweeps.....	9-6	Commit No Errors.....	43-33	Different Lineups.....	143

WILD CARD STATISTICS

+ = ROOKIE

PLAYER	AVG	G	AB	R	H	TB	2B	3B	HR	RBI	SH	SF	HP	BB	IBB	SO	SB	CS	DP	GI			
																				E	SLG	OBP	
+Burns,B	.000	0	0	0	0	0	0	0	0	0	0	0	0	0	0	0	0	0	0	0	0	0.000	.000
Callaspo,A	1.000	1	1	0	1	1	0	0	0	1	0	0	0	0	0	0	0	0	0	0	0	01.000	1.000
Crisp,C	.333	1	6	1	2	2	0	0	0	1	0	0	0	0	0	3	0	0	0	0	0	0.333	.333
Donaldson,J	.400	1	5	1	2	2	0	0	0	0	0	0	0	1	0	2	0	0	0	0	0	0.400	.500
Dunn,A	.000	0	0	0	0	0	0	0	0	0	0	0	0	0	0	0	0	0	0	0	0	0.000	.000
Freiman,N	.000	1	1	0	0	0	0	0	0	0	0	0	0	0	0	0	0	0	0	0	0	0.000	.000
Fuld,S	.400	1	5	1	2	2	0	0	0	0	0	0	0	1	0	1	0	0	0	0	0	0.400	.500
Gomes,J	.000	1	0	0	0	0	0	0	0	0	0	0	0	0	0	0	0	0	0	0	0	0.000	.000
Lowrie,J	.000	1	5	0	0	0	0	0	0	0	1	0	0	0	0	0	0	0	0	0	0	0.000	.000
Moss,B	.400	1	5	2	2	8	0	0	2	5	0	0	0	1	1	2	0	0	0	0	0	01.600	.500
Norris,D	.200	1	5	1	1	1	0	0	0	1	0	0	0	0	0	2	0	0	0	0	0	0.200	.200
Parrino,A	.000	0	0	0	0	0	0	0	0	0	0	0	0	0	0	0	0	0	0	0	0	0.000	.000
Punto,N	.000	1	2	0	0	0	0	0	0	0	0	0	0	0	0	1	0	0	0	0	0	0.000	.000
Reddick,J	.500	1	4	2	2	2	0	0	0	0	0	0	0	2	0	0	0	0	0	0	0	0.500	.667
Sogard,E	.250	1	4	0	1	1	0	0	0	0	0	0	0	0	0	2	0	0	0	0	0	0.250	.250
Soto,G	.000	1	1	0	0	0	0	0	0	0	0	0	0	0	0	1	0	0	0	0	0	0.000	.000
Vogt,S	.000	1	3	0	0	0	0	0	0	0	0	0	0	1	0	1	0	0	0	0	0	0.000	.250
OAKLAND	.277	1	47	8	13	19	0	0	2	8	1	0	0	6	1	15	0	0	0	0	0	0.404	.358
OPPONENTS	.341	1	44	9	15	18	1	1	0	8	4	1	0	3	0	8	7	1	0	0	0	0.409	.375

PITCHER	W	L	ERA	G	GS	CG	GFSHO	SV	IP	H	R	ER	HR	HB	BB	IBB	SO	WP	BK	AVG
Abad,F	0	0	0.00	1	0	0	0	0	0.1	0	0	0	0	0	0	0	0	0	0	0.000
Cook,R	0	0	---	0	0	0	0	0	0.0	0	0	0	0	0	0	0	0	0	0	0.000
Doolittle,S	0	0	4.50	1	0	0	0	0	2.0	2	1	1	0	0	0	0	0	0	0	0.400
Gregerson,L	0	0	0.00	1	0	0	0	0	0.2	1	0	0	0	0	1	0	2	1	0	0.333
Hammel,J	0	0	---	1	0	0	1	0	0.0	1	0	0	0	0	0	0	0	0	0	01.000
Lester,J	0	0	7.36	1	1	0	0	0	7.1	8	6	6	0	0	2	0	5	0	0	0.286
Otero,D	0	1	13.50	1	0	0	0	0	1.1	3	2	2	0	0	0	0	1	0	0	0.500
Pomeranz,D	0	0	---	0	0	0	0	0	0.0	0	0	0	0	0	0	0	0	0	0	0.000
OAKLAND	0	1	6.94	1	1	0	1	0	11.2	15	9	9	0	0	3	0	8	1	0	0.341
OPPONENTS	1	0	6.00	1	1	0	1	0	12.0	13	8	8	2	0	6	1	15	2	0	0.277

WILD CARD RESULTS

DATE	G	OPP	W-L	SCORE	REC	WINNER	LOSER	SAVE	ATT.
9/30	1	at KC	L	8-9 (12)	0-1	Fraser	Otero		40,502

A'S DISABLED LIST, 2014

PLAYER	INJURY	DATES	GAMES MISSED	A's RECORD
Blanks	Left calf strain	June 23-end of season	86	41-45
Callaspo	Right hamstring strain	July 12-26	10	6-4
Cook	Right shoulder tendinitis	March 21-April 6	6	3-3
Cook	Right forearm strain	May 8-June 2	22	15-7
Doolittle	Strained right intercostal	August 24-September 11	18	5-13
Elmore	Strained left quad	March 28-June 15	69	42-27
Gentry	Lower back strain	March 21-April 11	10	6-4
Gentry	Broken right hand	July 28-August 21	22	9-13
Griffin	Flexor muscle strain	March 21-end of season	162	88-74
Jaso	Concussion	August 24-end of season	34	12-22
Lowrie	Fractured right index finger	August 14-31	16	5-11
O'Flaherty	Tommy John surgery	February 17-July 2	84	51-33
Parker	Tommy John surgery	March 20-end of season	162	88-74
Pomeranz	Fractured right hand	June 17-July 12	24	16-8
Punto	Strained right hamstring	August 3-September 8	34	13-21
Reddick	Hyperextended right knee	June 1-23	20	13-7
Reddick	Strained right knee	June 29-July 21	18	11-7
Rodriguez	Tommy John surgery	March 21-April 28	26	16-10

WILD CARD DAY-BY-DAY

DATE	POS	GB	WC1	WC2	DATE	POS	GB	WC1	WC2	DATE	POS	GB	WC1	WC2
7/14-17	--	+10½	LAA	SEA	8/13	--	+8	LAA	DET/SEA	9/9	1	+2	OAK	DET/KC
7/18	--	+11½	LAA	SEA	8/14	--	+7½	LAA	DET	9/10	1	+2	OAK	DET
7/19	--	+10	LAA	SEA	8/15	--	+7	LAA	SEA	9/11	1	+1½	OAK	DET
7/20	--	+10½	LAA	SEA	8/16	1	+6½	OAKorLAA	DET	9/12	1	+½	OAK	KC/SEA
7/21	--	+11	LAA	SEA	8/17	1	+6	OAKorLAA	SEA	9/13	1	+1½	OAK	KC
7/22	--	+10	LAA	SEA	8/18	1	+6	OAK	DET/SEA	9/14	1	+2½	OAK	KC
7/23	--	+10	LAA	SEA	8/19	1	+6	OAK	DET/SEA	9/15	1	+3	OAK	KC
7/24	--	+10	LAA	NYY/TOR	8/20	1	+6	OAK	DET	9/16	1	+2	OAK	KC
7/25	--	+10	LAA	NYY	8/21	1	+6	OAK	DET	9/17	t1	+2	OAK/KC	--
7/26	--	+10	LAA	NYY/TOR	8/22	1	+6½	OAK	SEA	9/18	2	+1	KC	OAK
7/27	--	+11	LAA	TOR	8/23	1	+7	OAKorLAA	SEA	9/19	1	+1	OAK	KC
7/28	--	+11	LAA	TOR	8/24	1	+6	OAK	SEA	9/20	1	+1	OAK	KC
7/29	--	+11	LAA	TOR	8/25	1	+6½	OAKorLAA	SEA	9/21	1	+2	OAK	KC
7/30	--	+11	LAA	TOR	8/26	1	+5½	OAK	SEA	9/22	1	+3	OAK	KC
7/31	--	+10½	LAA	TOR	8/27	1	+6½	OAK	SEA	9/23	t1	+3	OAK/KC	--
8/1	--	+10	LAA	TOR	8/28	1	+5½	OAK	SEA/DET	9/24	t1	+3	OAK/KC	--
8/2	--	+10½	LAA	TOR	8/29	1	+5½	OAK	DET	9/25	2	+2	KC	OAK
8/3	--	+10	LAA	TOR	8/30	1	+5½	OAK	DET/KC	9/26	2	+2	KC	OAK
8/4	--	+10	LAA	TOR	8/31	1	+4½	OAK	DET	9/27	2	+1	KC	OAK
8/5	--	+10½	LAA	TOR	9/1	1	+5½	OAK	DET	9/28	2	+1	KC	OAK
8/6	--	+9½	LAA	TOR	9/2	1	+4½	OAK	DET					
8/7	--	+10	LAA	KC	9/3	1	+3½	OAK	DET					
8/8	--	+10	LAA	KC	9/4	1	+3	OAK	DET					
8/9	--	+11	LAA	KC	9/5	1	+2½	OAK	SEA					
8/10	--	+10	LAA	KC	9/6	1	+3½	OAK	SEA					
8/11	--	+9	LAA	DET	9/7	1	+2½	OAK	SEA					
8/12	--	+9	LAA	DET/SEA	9/8	1	+1½	OAK	SEA					

POS indicates A's rank among all non-division leaders. GB indicates A's games behind second wild card team or games ahead of third best non-division leader.

REVIEW

MISCELLANEOUS STATS

Multiple Hit Games

PLAYER	2	3	4	5	TOT
Barton	2	0	0	0	2
Blanks	2	0	0	0	2
Callaspo	16	5	1	0	22
Céspedes	21	6	0	0	27
Crisp	21	6	0	0	27
Donaldson	22	12	0	1	35
Dunn	1	0	0	0	1
Freiman	2	0	0	0	2
Fuld	6	2	0	0	8
Gentry	12	2	0	0	14
Gomes	3	0	0	0	3
Jaso	16	4	0	0	20
Lowrie	29	6	0	0	35
Moss	21	3	2	0	26
Norris	24	5	0	0	29
Parrino	2	0	0	0	2
Punto	8	1	0	0	9
Reddick	20	9	0	0	29
Sogard	11	3	0	0	14
Soto	2	0	0	0	2
Vogt	16	4	0	0	20

Multiple RBI Games

PLAYER	2	3	4	5	6	TOT
Barton	1	0	0	0	0	1
Blanks	1	0	0	0	0	1
Callaspo	8	1	0	0	0	9
Céspedes	9	2	1	3	0	15
Crisp	4	3	0	0	0	7
Donaldson	11	9	4	0	0	24
Dunn	2	0	0	0	0	2
Freiman	3	1	0	0	0	4
Fuld	5	0	0	0	0	5
Gentry	2	0	0	0	0	2
Gomes	1	0	0	0	0	1
Jaso	7	1	1	0	0	9
Lowrie	5	2	0	0	0	7
Moss	10	6	3	1	0	20
Norris	2	3	1	2	1	9
Punto	3	1	0	0	0	4
Reddick	10	3	0	0	1	14
Sogard	4	1	0	0	0	5
Soto	2	1	0	0	0	3
Vogt	7	2	0	0	0	9

Game Tying/Go Ahead RBI

PLAYER	GT	GA	TOT
Barton	2	1	3
Callaspo	8	5	13
Céspedes	7	12	19
Crisp	3	13	16
Donaldson	11	23	34
Dunn	2	4	6
Freiman	2	4	6
Fuld	1	7	8
Gentry	2	1	3
Gomes	0	2	2
Jaso	6	13	19
Lowrie	4	10	14
Moss	6	18	24
Norris	4	9	13
Punto	1	2	3
Reddick	5	6	11
Sogard	2	2	4
Soto	0	3	3
Vogt	2	5	7

CLUB STATISTICS

AL West	Home		Road		Totals	
	W	L	W	L	W	L
vs. Houston	6	3	5	5	11	8
vs. Los Angeles	6	3	3	7	9	10
vs. Seattle	4	6	5	4	9	10
vs. Texas	2	7	7	3	9	10
Totals vs. West	18	19	20	19	38	38

AL Central	W	L	W	L	W	L
	vs. Chicago	2	1	1	3	3
vs. Cleveland	1	2	3	0	4	2
vs. Detroit	2	2	0	3	2	5
vs. Kansas City	1	2	1	3	2	5
vs. Minnesota	3	1	3	0	6	1
Totals vs. Central	9	8	8	9	17	17

AL East	W	L	W	L	W	L
	vs. Baltimore	2	1	2	1	4
vs. Boston	3	1	1	2	4	3
vs. New York	2	1	2	1	4	2
vs. Tampa Bay	2	1	2	1	4	2
vs. Toronto	4	0	0	3	4	3
Totals vs. East	13	4	7	8	20	12
Totals vs. AL	40	31	35	36	75	67

National League	W	L	W	L	W	L
	vs. Atlanta	0	0	0	3	0
vs. Miami	0	0	3	0	3	0
vs. New York	1	1	1	1	2	2
vs. Philadelphia	2	1	0	0	2	1
vs. San Francisco	2	0	1	1	3	1
vs. Washington	3	0	0	0	3	0
Totals vs. NL	8	2	5	5	13	7
Overall Totals	48	33	40	41	88	74

	Home		Road		Totals	
	W	L	W	L	W	L
Shutouts	8	6	5	5	13	11
Sho-Individual	1	1	2	2	3	3
Extra Innings	6	3	7	5	13	8
One-Run Decisions	12	12	9	16	21	28
Two-Run Decisions	9	8	1	5	10	13
vs. LH Starters	15	11	9	14	24	25
vs. RH Starters	33	22	31	27	64	49
Grass Fields	48	33	38	37	86	70
Artificial Fields	0	0	2	4	2	4
Day Games	19	15	13	11	32	26
Night Games	29	18	27	30	56	48

	Oak	Opp.
Double Plays	150	138
Triple Plays	0	0
Left On Base	1147	1010
Grand Slam HR	5	3
Home Runs - Home	74	65
Home Runs - Road	72	82

HIGHS AND LOWS

CLUB

Longest Winning Streak	6, May 7 to 13
Longest Winning Streak, Home	6, July 3 to 8
Longest Winning Streak, Road	7, July 3 to 18
Longest Losing Streak	6, May 4 to 21
Longest Losing Streak, Home	5, August 13 to 17
Longest Losing Streak, Road	6, April 21 to May 7
Most Runs, Game, A's	5, August 13 to 17
Most Runs, Game, Opponents	13, May 18 at Cleveland
Most Runs, Inning, A's	13, July 24 vs. Houston
Most Runs, Inning, Opponents	14, June 16 vs. Texas
Largest Margin, Victory	8, August 2 vs. Kansas City (5th)
Largest Margin, Loss	8, May 16 at Cleveland (2nd)
Most Hits, Game, A's	6 (five times), last: September 17 vs. Texas (9th)
Most Hits, Game, Opponents	12, July 24 vs. Houston (13-1)
Most Hits, Inning, A's	9, June 24 at New York (NL) (1-10)
Most Hits, Inning, Opponents	20, August 12 at Kansas City
Most Home Runs, Game, A's	16, June 16 vs. Texas
Most Home Runs, Game, Opponents	7, August 2 vs. Kansas City (5th)
Most Doubles, Game, A's	6 (four times), last: September 17 vs. Texas (9th)
Most Doubles, Game, Opponents	5, May 26 vs. Detroit
Most Triples, Game, A's	4 (four times), last: August 15 at Atlanta
Most Triples, Game, Opponents	7, May 18 at Cleveland

Most Doubles, Game, Opponents	6, August 9 vs. Minnesota
Most Triples, Game, A's	2 (three times), last: August 8 vs. Minnesota
Most Triples, Game, Opponents	1 (11 times), last: September 21 vs. Philadelphia
Most Stolen Bases, Game, A's	3, April 21 vs. Texas
	3, July 7 vs. San Francisco
Most Stolen Bases, Game, Opponents	4, September 14 vs. Seattle
Most Strikeouts, A's Pitchers	15, June 28 at Miami
Most Strikeouts, Opponents Pitchers	16, May 3 at Boston
Most Walks, A's Pitchers	7 (seven times), last: September 7 vs. Houston
Most Walks, Opponents Pitchers	11, June 8 at Baltimore
	11, August 9 vs. Minnesota
Fewest Hits Allowed, A's Pitchers	2, April 28 at Texas
Fewest Hits Allowed, Opponents Pitchers	1, May 21 at Tampa Bay
Most Left on Base, Nine Inning Game	14, April 19 vs. Houston
	14, May 29 vs. Detroit
Most Left on Base, Extra Inning Game	18, August 4 vs. Tampa Bay (10)
Fewest Left on Base, Game	1, August 3 vs. Kansas City
Most Errors, Game	3 (five times), last: September 24 vs. Los Angeles (AL)
Largest Comeback in Win	4, June 4 at New York (AL)
Largest Lead Surrendered in Loss	3, April 16 at Los Angeles (AL)
	3, June 20 at Detroit

INDIVIDUAL

Grand Slams	Josh Reddick, May 16 at Cleveland (Zach McAllister)
	Derek Norris, May 26 vs. Detroit (Phil Coke)
	Brandon Moss, May 30 vs. Los Angeles-AL (Garrett Richards)
	Brandon Moss, June 8 at Baltimore (Ubaldo Jimenez)
	Brandon Moss, July 24 vs. Houston (Anthony Bass)
Pinch Hit Home Runs	John Jaso, April 14 at Los Angeles-AL (Ernesto Frieri)
	Derek Norris, June 17 vs. Texas (Shawn Tolleson)
	John Jaso, June 22 vs. Boston (Koji Uehara)
Lead Off Home Runs	John Jaso, May 14 vs. Chicago-AL (Andre Rienzo)
	Coco Crisp, July 2 at Detroit (Justin Verlander)
	Coco Crisp, August 22 vs. Los Angeles-AL (Hector Santiago)
Inside-The-Park Home Runs	None
Game Ending Home Runs	Coco Crisp, April 3 vs. Seattle (Hector Noesi)
	Josh Donaldson, May 28 vs. Detroit (Joe Nathan)
	Josh Donaldson, July 18 vs. Baltimore (Zach Britton)
	Josh Donaldson, September 21 vs. Philadelphia (Miguel Gonzalez)
Back-to-Back Home Runs	Brandon Moss and Yoenis Céspedes, May 9 vs. Washington
	Josh Donaldson and Yoenis Céspedes, May 26 vs. Detroit
	John Jaso and Yoenis Céspedes, July 26 at Texas
	Josh Reddick and Jed Lowrie, September 8 at Chicago (AL)
Longest Hitting Streak	15, Yoenis Céspedes, June 15 to July 2
Most Runs, Game	4, Josh Donaldson and Brandon Moss, May 18 at Cleveland
Most Hits, Game	5, Josh Donaldson, September 9 at Chicago (AL)
Most Doubles, Game	2 (15 times), last: Josh Donaldson, September 16 vs. Texas
Most Triples, Game	1 (33 times), last: Josh Reddick, September 28 at Texas
Most Home Runs, Game	2 (11 times), last: Nate Freiman, August 17 at Atlanta
Most Runs Batted In, Game	6, Derek Norris, May 11 vs. Washington
	6, Josh Reddick, May 16 at Cleveland
Most Walks, Game	4, Eric Sogard, August 9 vs. Minnesota
Most Strikeouts, Game	4 (six times), last: Eric Sogard, September 21 vs. Philadelphia
Most Stolen Bases, Game	2 (seven times), last: Coco Crisp, September 6 vs. Houston
Longest Winning Streak	6, Tommy Milone, May 9 to June 29
	6, Sonny Gray, June 18 to July 26
Longest Losing Streak	4, Jason Hammel, July 9 to 30
	4, Sonny Gray, August 1 to 16
	4, Scott Kazmir, August 24 to September 16
Most Strikeouts, Game	12, Sonny Gray, September 23 vs. Los Angeles (AL)
Most Walks, Game	5, Scott Kazmir, September 6 vs. Houston
Most Innings, Game, Starter	9.0 (four times), last: Sonny Gray, September 28 at Texas
Most Innings, Game, Reliever	4.0, Jesse Chavez, August 31 at Los Angeles (AL)
Low Hit Complete Game	2, Sonny Gray, April 28 at Texas
Most Consecutive Scoreless Innings	26.1, Sean Doolittle, April 29 to June 27
Most Consecutive Batters Retired	24, Sean Doolittle, June 10 to 28

Highs and Lows, continued

GENERAL

Longest Game, Innings.....	14, June 10 at Los Angeles (AL) 14, June 28 at Miami
Longest Game, Time, Nine Innings.....	4:06, April 25 at Houston
Longest Game, Time, Extra Innings.....	4:47, June 28 at Miami (14)
Shortest Game, Time.....	2:06, August 13 at Kansas City
Largest Crowd, Home.....	36,067 (12 times), last: September 1 vs. Seattle
Smallest Crowd, Home.....	10,120, May 12 vs. Chicago (AL)
Largest Crowd, Road.....	45,277, May 25 at Toronto
Smallest Crowd, Road.....	10,555, May 21 at Tampa Bay
Postponement, Rain, Home.....	April 1 vs. Cleveland April 4 vs. Seattle
Postponement, Rain, Road.....	None

DESIGNATED HITTING STATISTICS

BATTER	AVG	G	AB	R	H	TB	2B	3B	HR	RBI	SH	SF	HP	BB	IBB	SO	SB	CS	DP	SLG	OBP
Blanks,K	.167	3	6	1	1	1	0	0	0	2	0	0	1	1	0	2	0	0	2	.167	.375
Burns,B	.000	2	0	1	0	0	0	0	0	0	0	0	0	0	0	0	0	0	0	.000	.000
Callaspo,A	.201	39	134	13	27	38	5	0	2	15	0	1	1	15	1	14	0	0	7	.284	.285
Cespedes,Y	.273	16	66	11	18	30	5	2	1	12	0	0	0	3	0	11	0	0	0	.455	.304
Crisp,C	.185	12	54	6	10	17	2	1	1	7	0	1	0	3	1	8	2	0	0	.315	.224
Donaldson,J	.147	9	34	4	5	12	1	0	2	3	0	0	0	5	0	10	0	0	0	.353	.256
Dunn,A	.194	20	62	6	12	19	1	0	2	9	0	0	4	5	0	26	0	0	0	.306	.296
Freiman,N	.333	2	3	0	1	2	1	0	0	0	0	0	0	0	0	0	0	0	0	.667	.333
Gentry,C	.000	1	0	1	0	0	0	0	0	0	0	0	0	0	0	0	0	0	0	.000	.000
Gomes,J	.286	9	14	2	4	4	0	0	0	1	0	1	0	2	0	5	0	0	0	.286	.353
Jaso,J	.208	35	125	16	26	37	5	0	2	11	0	0	3	12	1	28	0	0	3	.296	.293
Lowrie,J	.333	4	12	1	4	6	2	0	0	0	0	0	1	2	0	7	0	0	0	.500	.467
Moss,B	.235	12	34	4	8	21	1	0	4	8	0	1	2	3	0	11	0	0	0	.618	.325
Norris,D	.207	10	29	3	6	7	1	0	0	2	0	0	0	4	0	5	0	0	1	.241	.303
Punto,N	.000	1	0	1	0	0	0	0	0	0	0	0	0	0	0	0	0	0	0	.000	.000
Sogard,E	.000	1	0	0	0	0	0	0	0	0	0	0	0	0	0	0	0	0	0	.000	.000
Vogt,S	.273	6	22	2	6	10	1	0	1	3	0	0	0	1	1	2	0	0	0	.455	.304
TOTALS	.215	595	72	128	204	25	3	15	73	0	4	12	56	4	129	2	0	13	.343	.294	

PINCH HITTING STATISTICS

BATTER	AVG	G	AB	R	H	TB	2B	3B	HR	RBI	SH	SF	HP	BB	IBB	SO	SB	CS	DP	SLG	OBP
Anderson,B	.000	1	1	0	0	0	0	0	0	0	0	0	0	0	0	0	0	0	1	.000	.000
Blanks,K	.667	4	3	1	2	2	0	0	0	2	0	0	0	1	0	0	0	0	0	.667	.750
Burns,B	.500	2	2	0	1	1	0	0	0	0	0	0	0	0	0	0	1	0	0	.500	.500
Callaspo,A	.250	17	12	1	3	3	0	0	0	3	0	0	0	5	0	1	0	0	0	.250	.471
Cespedes,Y	.000	3	3	0	0	0	0	0	0	0	0	0	0	0	0	0	0	0	0	.000	.000
Crisp,C	.286	11	7	2	2	2	0	0	0	0	0	0	0	4	0	2	2	0	0	.286	.545
Donaldson,J	.333	3	3	1	1	1	0	0	0	0	0	0	0	0	0	0	0	0	0	.333	.333
Doolittle,S	.000	1	1	0	0	0	0	0	0	0	0	0	0	0	0	0	0	0	0	.000	.000
Dunn,A	.286	8	7	0	2	2	0	0	0	1	0	0	0	1	0	3	0	0	0	.286	.375
Freiman,N	.286	7	7	0	2	3	1	0	0	0	0	0	0	0	0	1	0	0	1	.429	.286
Fuld,S	.250	8	8	1	2	4	2	0	0	1	0	0	0	0	0	1	0	0	0	.500	.250
Gentry,C	.133	16	15	1	2	2	0	0	0	0	0	0	0	1	0	4	0	0	0	.133	.188
Gomes,J	.091	16	11	1	1	1	0	0	0	2	0	2	0	3	2	4	0	0	1	.091	.250
Jaso,J	.375	19	16	3	6	14	2	0	2	3	0	0	0	3	0	4	0	0	0	.875	.474
Lowrie,J	.000	4	2	0	0	0	0	0	0	1	0	1	0	1	0	0	0	0	0	.000	.250
Milone,T	.000	1	1	0	0	0	0	0	0	0	0	0	0	0	0	0	0	0	0	.000	.000
Moss,B	.222	12	9	2	2	3	1	0	0	2	0	0	2	1	0	3	0	0	0	.333	.417
Norris,D	.267	18	15	1	4	8	1	0	1	5	0	0	0	3	0	2	0	0	2	.533	.389
Punto,N	.000	15	14	0	0	0	0	0	0	0	0	0	0	1	0	5	0	0	0	.000	.067
Reddick,J	.000	5	4	0	0	0	0	0	0	0	0	0	0	0	0	2	0	0	0	.000	.000
Sogard,E	.000	3	3	0	0	0	0	0	0	0	0	0	0	0	0	1	0	0	0	.000	.000
Vogt,S	.167	13	12	0	2	3	1	0	0	2	0	0	0	1	1	2	0	0	0	.250	.231
TOTALS	.205	103	156	14	32	49	8	0	3	22	0	3	2	25	3	35	3	0	5	.314	.317

BATTING WITH RISP

PLAYER	AVG	AB	H	2B	3B	HR	TOT		SP		MOB	BB	IBB	SO	SH	SF	GIDP
							RBI	RBI	MISP	MISP							
Barton,D	.154	13	2	0	0	0	5	5	17	26	1	0	3	0	1	0	
Blanks,K	.300	10	3	0	0	0	5	5	19	28	5	0	2	0	1	1	
Callaspo,A	.235	102	24	6	0	1	32	28	136	193	7	1	15	0	6	7	
Cespedes,Y	.291	117	34	10	2	4	50	41	150	210	12	3	22	0	4	2	
Chavez,J	.000	1	0	0	0	0	0	0	2	3	0	0	1	0	0	0	
Crisp,C	.269	93	25	4	2	2	39	33	136	195	18	2	15	0	6	1	
Donaldson,J	.299	147	44	7	1	6	65	52	215	309	32	5	30	0	4	7	
Dunn,A	.368	19	7	1	0	1	9	7	26	37	1	0	6	0	0	0	
Freiman,N	.217	23	5	1	0	2	8	5	31	47	3	1	5	0	0	3	
Fuld,S	.286	35	10	1	2	0	13	12	49	74	5	1	9	1	0	0	
Gentry,C	.256	39	10	2	0	0	12	12	60	88	8	2	4	2	0	0	
Gomes,J	.217	23	5	0	0	0	5	5	34	48	3	2	7	0	2	1	
Gray,S	.000	1	0	0	0	0	0	0	2	3	0	0	1	1	0	0	
Hammel,J	.000	0	0	0	0	0	0	0	1	2	0	0	0	1	0	0	
Jaso,J	.250	80	20	5	1	2	29	26	109	153	10	1	19	0	2	1	
Johnson,J	.000	1	0	0	0	0	0	0	1	2	0	0	1	0	0	0	
Kazmir,S	.000	2	0	0	0	0	0	0	3	5	0	0	1	0	0	0	
Lowrie,J	.212	118	25	5	0	0	37	35	168	244	16	5	25	0	6	5	
Mills,B	.000	2	0	0	0	0	0	0	2	4	0	0	1	0	0	1	
Moss,B	.243	136	33	7	0	9	57	43	202	282	24	7	38	0	3	3	
Norris,D	.330	106	35	5	0	7	50	34	149	222	16	2	24	0	1	3	
Parrino,A	.000	9	0	0	0	0	1	1	15	20	2	0	2	0	1	0	
Punto,N	.204	49	10	1	1	0	10	10	66	98	6	0	15	0	0	1	
Reddick,J	.250	84	21	4	1	2	33	27	116	166	7	0	11	0	3	2	
Sogard,E	.242	66	16	2	0	0	21	21	94	132	9	0	10	2	2	2	
Soto,G	.250	12	3	1	0	0	8	7	21	32	3	0	3	1	0	1	
Vogt,S	.269	67	18	2	0	1	22	20	85	123	5	2	7	0	1	1	
ATHLETICS	.258	1355	350	64	10	37	511	429	1909	2746	193	34	277	8	43	42	

REVIEW

BATTING WITH THE BASES LOADED

PLAYER	AVG	AB	H	2B	3B	HR	TOT		SP		MOB	BB	IBB	SO	SH	SF	GIDP
							RBI	RBI	MISP	MISP							
Barton,D	1.000	1	1	0	0	0	2	2	2	3	0	0	0	0	0	0	
Blanks,K	.000	0	0	0	0	0	1	1	2	3	0	0	0	0	1	0	
Callaspo,A	.111	9	1	0	0	0	4	4	24	36	1	0	4	0	2	0	
Cespedes,Y	.625	8	5	2	0	0	11	10	16	24	0	0	0	0	0	0	
Chavez,J	.000	1	0	0	0	0	0	0	2	3	0	0	1	0	0	0	
Crisp,C	.333	6	2	0	2	0	12	10	22	33	2	0	1	0	3	0	
Donaldson,J	.235	17	4	1	0	0	13	13	40	60	2	0	4	0	1	2	
Dunn,A	.000	3	0	0	0	0	0	0	6	9	0	0	1	0	0	0	
Freiman,N	.000	0	0	0	0	0	1	1	2	3	1	0	0	0	0	0	
Fuld,S	.200	5	1	0	0	0	3	3	12	18	1	0	2	0	0	0	
Gentry,C	.200	5	1	0	0	0	4	4	12	18	0	0	1	0	0	0	
Gomes,J	.333	3	1	0	0	0	3	3	8	12	0	0	1	0	1	1	
Jaso,J	.167	6	1	1	0	0	4	4	14	21	0	0	1	0	1	0	
Kazmir,S	.000	1	0	0	0	0	0	0	2	3	0	0	1	0	0	0	
Lowrie,J	.188	16	3	0	0	0	10	10	38	57	2	0	4	0	1	0	
Moss,B	.429	14	6	0	0	3	20	14	34	51	1	0	3	0	1	0	
Norris,D	.267	15	4	0	0	1	12	10	36	54	3	0	3	0	0	1	
Parrino,A	.000	1	0	0	0	0	0	0	2	3	0	0	1	0	0	0	
Punto,N	.000	3	0	0	0	0	1	1	6	9	0	0	0	0	0	0	
Reddick,J	.154	13	2	0	0	1	9	7	30	45	0	0	2	0	2	0	
Sogard,E	.500	6	3	0	0	0	4	4	12	18	0	0	1	0	0	1	
Soto,G	.667	3	2	0	0	0	5	5	8	12	1	0	0	0	0	0	
Vogt,S	.429	7	3	1	0	0	7	6	14	21	0	0	1	0	0	0	
ATHLETICS	.280	143	40	5	2	5	126	112	344	516	14	0	32	0	13	5	

BATTING AND PITCHING BREAKDOWN

BATTING

Total	AVG	G	AB	R	H	HR	RBI
Before ASB	.251	95	3305	466	831	98	440
After ASB	.233	67	2240	263	523	48	246
Home	.255	81	2699	376	688	74	354
Away	.234	81	2846	353	666	72	332
Day	.243	58	1986	253	482	49	240
Night	.245	104	3559	476	872	97	446
vs. Left	.239	-	1646	-	393	44	194
vs. Right	.246	-	3899	-	961	102	492
March	.161	1	31	0	5	0	0
April	.265	27	960	148	254	28	138
May	.239	28	949	142	227	37	135
June	.261	26	930	132	243	24	126
July	.251	25	859	113	216	23	106
August	.223	29	943	103	210	22	95
September	.228	26	873	91	199	12	86
Baltimore	.268	6	213	37	57	7	35
Boston	.202	7	228	23	46	4	20
Chicago	.247	7	247	34	61	8	32
Cleveland	.270	6	211	40	57	6	40
Detroit	.243	7	239	29	58	10	28
Houston	.276	19	671	108	185	22	102
Kansas City	.233	7	232	26	54	4	24
Los Angeles	.240	19	659	79	158	15	71
Minnesota	.246	7	240	40	59	7	38
New York	.243	6	202	28	49	8	27
Seattle	.212	19	626	60	133	19	59
Tampa Bay	.198	6	202	17	40	2	16
Texas	.265	19	653	90	173	12	84
Toronto	.226	7	234	19	53	4	16
Atlanta	.157	3	89	8	14	5	8
Miami	.302	3	129	20	39	1	19
New York (NL)	.233	4	133	20	31	3	17
Philadelphia	.211	3	95	11	20	1	11
San Francisco	.265	4	132	19	35	2	19
Washington	.291	3	110	21	32	6	20

PITCHING

Total	ERA	W	L	INN	H	R	ER	HR
Before ASB	3.09	59	36	869.1	750	321	298	80
After ASB	3.42	29	38	594.0	519	251	226	67
Home	3.17	48	33	744.0	638	282	262	65
Away	3.28	40	41	719.1	631	290	262	82
Day	3.10	32	26	528.2	456	196	182	45
Night	3.29	56	48	934.2	813	376	342	102
Starter	3.37	62	51	996.0	888	412	373	106
Reliever	2.91	26	23	467.1	381	160	151	41
March	2.00	0	1	9.0	8	2	2	0
April	2.81	18	9	249.2	206	87	78	19
May	3.08	16	12	251.2	208	89	86	26
June	3.73	17	9	244.0	231	110	101	28
July	3.19	15	10	223.0	192	85	79	23
August	3.71	12	17	252.1	233	114	104	27
September	2.85	10	16	233.2	191	85	74	24
Baltimore	3.76	4	2	55.0	49	24	23	9
Boston	3.80	4	3	64.0	57	28	27	9
Chicago	2.13	3	4	63.1	45	18	15	9
Cleveland	2.50	4	2	54.0	40	15	15	4
Detroit	4.18	2	5	60.1	57	29	28	6
Houston	3.73	11	8	169.0	143	76	70	20
Kansas City	3.30	2	5	60.0	60	24	22	2
Los Angeles	3.31	9	10	176.2	161	76	65	18
Minnesota	3.18	6	1	65.0	54	23	23	5
New York	3.17	4	2	54.0	47	21	19	5
Seattle	2.72	9	10	172.0	136	58	52	18
Tampa Bay	2.38	4	2	56.2	49	16	15	3
Texas	3.58	9	10	168.1	158	74	67	14
Toronto	1.86	4	3	63.0	49	15	13	4
Atlanta	4.50	0	3	24.0	23	15	12	6
Miami	3.66	3	0	32.0	30	14	13	1
New York (NL)	6.43	2	2	35.0	40	25	25	9
Philadelphia	3.21	2	1	28.0	26	10	10	2
San Francisco	1.54	3	1	35.0	29	7	6	2
Washington	1.29	3	0	28.0	16	4	4	1

PLAYER TRANSACTIONS

- Feb. 17 Joe Savery claimed off waivers from Philadelphia; Eric O'Flaherty placed on the 60-day disabled list (Tommy John surgery)
- Feb. 27 Jake Elmore acquired from Chicago (AL) for cash; Andy Parrino designated for assignment
- March 3 Andy Parrino claimed off waivers by Texas
- March 10 Shane Peterson optioned to Sacramento; Raul Alcantara optioned to Midland; Michael Ynoa optioned to Stockton
- March 20 Kent Matthes claimed off waivers from Colorado; Jarrrod Parker placed on the 60-day disabled list (Tommy John surgery)
- March 23 Nate Freiman, Arnold Leon and Josh Lindblom optioned to Sacramento
- March 28 Chris Gimenez claimed off waivers by Texas
- March 29 Jake Elmore, Joe Savery and Stephen Vogt optioned to Sacramento; Michael Taylor designated for assignment; Sam Fuld and Hiro Nakajima selected from Sacramento;

OPENING DAY ROSTER

- Pitchers (12):** Fernando Abad, Jesse Chavez, Sean Doolittle, Sonny Gray, Luke Gregerson, Jim Johnson, Scott Kazmir, Tommy Milone, Dan Otero, Drew Pomeranz, Evan Scribner, Dan Straily
- Catchers (2):** John Jaso, Derek Norris
- Infielders (7):** Daric Barton, Alberto Callaspo, Josh Donaldson, Jed Lowrie, Brandon Moss, Nick Punto, Eric Sogard
- Outfielders (4):** Yoenis Céspedes, Coco Crisp, Sam Fuld, Josh Reddick

Nakajima optioned to Sacramento; Ryan Cook placed on the 15-day disabled list retroactive to March 21 (right shoulder tendinitis); Craig Gentry placed on the 15-day disabled list retroactive to March 21

	(lower back strain); A.J. Griffin placed on the 15-day disabled list retroactive to March 21 (flexor muscle strain); Fernando Rodriguez placed on the 15-day disabled list retroactive to March 21 (Tommy John surgery)	June 6	Justin Marks acquired from Kansas City for cash considerations and optioned to Sacramento; Kent Matthes designated for assignment; Eric O'Flaherty sent to Stockton on a rehab assignment
April 2	Josh Lindblom recalled from Sacramento (26th man for second game); Josh Lindblom optioned to Sacramento (after night game)	June 8	Jake Elmore sent to Sacramento on a rehab assignment
April 3	Jake Elmore's March 29 option voided; Elmore placed on the 15-day disabled list retroactive to March 28 (strained left quad); Michael Taylor and Hiro Nakajima outrighted to Sacramento; Ryan Cook sent to Stockton on a rehab assignment; Fernando Rodriguez sent to Sacramento on a rehab assignment	June 9	Kent Matthes outrighted to Midland
April 5	Craig Gentry sent to Stockton on a rehab assignment	June 11	Eric O'Flaherty transferred to Sacramento on rehab
April 7	Ryan Cook reinstated from the disabled list; Evan Scribner optioned to Sacramento; Craig Gentry transferred to Sacramento on rehab	June 13	Alberto Callaspo placed on the paternity list; Andy Parrino recalled from Sacramento
April 12	Craig Gentry reinstated from the disabled list; Sam Fuld designated for assignment	June 16	Alberto Callaspo reinstated from the paternity list; Andy Parrino optioned to Sacramento; Marcus Walden outrighted to Midland; Jake Elmore reinstated from the disabled list and optioned to Sacramento
April 16	Marcus Walden claimed off waivers from Toronto and optioned to Sacramento	June 17	Drew Pomeranz placed on the 15-day disabled list (fractured right hand); Evan Scribner recalled from Sacramento
April 20	Sam Fuld claimed off waivers by Minnesota	June 18	Josh Reddick sent to Sacramento on a rehab assignment
April 21	Andy Parrino claimed off waivers from Texas and optioned to Sacramento	June 20	Brad Mills selected from Sacramento; Evan Scribner optioned to Sacramento; Justin Marks claimed off waivers by Texas
April 24	Jake Elmore sent to Sacramento on a rehab assignment	June 24	Josh Reddick reinstated from the disabled list; Kyle Blanks placed on the 15-day disabled list retroactive to June 23 (left calf strain)
April 29	Fernando Rodriguez reinstated from the disabled list and optioned to Sacramento	June 29	Josh Reddick placed on the 15-day disabled list (right knee strain); Nate Freiman recalled from Sacramento
May 3	Jake Elmore returned from rehab assignment	July 3	Eric O'Flaherty reinstated from the disabled list; Jeff Francis designated for assignment
May 4	Nick Buss claimed off waivers from the Los Angeles Dodgers and optioned to Sacramento; A.J. Griffin transferred to the 60-day disabled list	July 5	Jeff Samardzija and Jason Hammel acquired from the Chicago Cubs for Dan Straily and minor leaguers Addison Russell, Billy McKinney and a player to be named later or cash; Nick Buss designated for assignment; Tommy Milone optioned to Sacramento
May 7	Arnold Leon recalled from Sacramento (26th man for doubleheader); Arnold Leon optioned to Sacramento following the game	July 7	Brad Mills designated for assignment; Kenny Wilson claimed off waivers from Toronto and optioned to Sacramento; Nick Buss outrighted to Sacramento
May 9	Fernando Rodriguez and Joe Savery recalled from Sacramento; Ryan Cook placed on the 15-day disabled list retroactive to May 8 (strained right forearm)	July 11	Jeff Francis and cash considerations traded to the New York Yankees for a player to be named later
May 15	Kyle Blanks acquired from San Diego for minor leaguer Jake Goebbert and a player to be named later; Daric Barton designated for assignment	July 12	Alberto Callaspo placed on the 15-day disabled list (right hamstring strain); Andy Parrino recalled from Sacramento; Drew Pomeranz sent to Sacramento on a rehab assignment
May 17	Daric Barton cleared waivers and outrighted to Sacramento	July 13	Drew Pomeranz reinstated from the disabled list and optioned to Sacramento
May 18	Jeff Francis claimed off waivers from Cincinnati; Joe Savery optioned to Sacramento; Jake Elmore transferred to the 60-day disabled list	July 14	Josh Reddick sent to Stockton on a rehab assignment
May 28	Minor leaguer Ronald Herrera sent to San Diego as the player to be named later in the May 15 trade	July 17	Brad Mills claimed off waivers by Toronto
May 31	Ryan Cook sent to Stockton on a rehab assignment	July 20	Andy Parrino optioned to Sacramento (following game)
June 1	Stephen Vogt recalled from Sacramento; Fernando Rodriguez optioned to Sacramento	July 22	Josh Reddick reinstated from the disabled list
June 3	Ryan Cook reinstated from the 15-day disabled list; Josh Reddick placed on the 15-day disabled list retroactive to June 1 (hyperextended right knee)	July 24	Evan Scribner recalled from Sacramento; Jim Johnson designated for assignment
		July 25	Deck McGuire acquired from the Toronto Blue Jays for cash considerations and optioned to Sacramento

Player Transactions, continued

July 26	Alberto Callaspo sent to Stockton on a rehab assignment	Sept. 29	John Jaso reinstated from the disabled list
July 27	Alberto Callaspo reinstated from the disabled list; Nate Freiman optioned to Sacramento	Oct. 9	Jorge De Leon claimed off waivers from Houston; Adam Dunn released
July 28	Craig Gentry placed on the 15-day disabled list (broken right hand); Billy Burns selected from Midland; Kenny Wilson designated for assignment	Oct. 30	Alberto Callaspo, Jonny Gomes, Luke Gregeron, Jason Hammel, Jon Lester, Jed Lowrie and Geovany Soto elected free agency; Kyle Blanks, A.J. Griffin and Jarrod Parker reinstated from the disabled list
July 31	Jon Lester, Jonny Gomes and cash considerations acquired from Boston for Yoenis Céspedes and a 2015 Competitive Balance Pick; Sam Fuld acquired from Minnesota for Tommy Milone; Jake Elmore designated for assignment; Billy Burns optioned to Sacramento; Kenny Wilson outrighted to Midland	Oct. 31	Tyler Ladendorf selected from Sacramento; Andrew Brown claimed off waivers from the New York Mets
Aug. 1	Jim Johnson released; Evan Scribner designated for assignment	Nov. 4	Tyler Thompson claimed off waivers from the Chicago White Sox; Bryan Anderson outrighted to Nashville
Aug. 2	Evan Scribner optioned to Sacramento; Jake Elmore claimed off waivers by Cincinnati	Nov. 17	Alex Hassan claimed off waivers from Boston
Aug. 3	Nick Punto placed on the 15-day disabled list (right hamstring strain); Nate Freiman recalled from Sacramento	Nov. 19	Free agent Billy Butler agrees to terms on a three-year contract
Aug. 9	Kyle Blanks sent to Sacramento on a rehab assignment	Nov. 20	Renato Núñez selected from Stockton; Alex Hassan claimed off waivers by Baltimore
Aug. 15	Jed Lowrie placed on the 15-day disabled list retroactive to Aug. 14 (fractured right index finger); Andy Parrino recalled from Sacramento	Nov. 23	Ike Davis and international bonus slot 86 acquired from Pittsburgh for international bonus slot 27; Andrew Brown designated for assignment
Aug. 18	Craig Gentry sent to Sacramento on a rehab assignment	Nov. 28	Josh Donaldson traded to Toronto for Brett Lawrie, Kendall Graveman, Sean Nolin and minor leaguer Franklin Barreto; Kyle Blanks and Josh Lindblom designated for assignment
Aug. 21	Dan Otero optioned to Sacramento; Kyle Blanks returned from rehab assignment	Dec. 2	Kyle Blanks and Andrew Brown not tendered contracts
Aug. 22	Craig Gentry reinstated from the disabled list	Dec. 8	Brandon Moss traded to Cleveland for minor leaguer Joey Wendle; Josh Lindblom claimed off waivers by Pittsburgh
Aug. 24	Geovany Soto acquired from Texas for cash considerations; Kyle Blanks transferred to the 60-day disabled list; Sean Doolittle placed on the 15-day disabled list (strained right intercostal); Dan Otero recalled from Sacramento	Dec. 9	Chris Bassitt, Josh Phegley, Rangel Ravelo and Marcus Semien acquired from the Chicago White Sox for Jeff Samardzija and Michael Ynoa; Jorge De Leon designated for assignment
Aug. 25	John Jaso placed on the 7-day disabled list retroactive to Aug. 24 (concussion)	Dec. 11	Mark Canha acquired from Colorado for minor leaguer Austin House and cash considerations; Shane Peterson designated for assignment
Aug. 27	Drew Pomeranz recalled from Sacramento; Nate Freiman optioned to Beloit	Dec. 17	Jorge De Leon released
Aug. 28	Evan Scribner recalled from Sacramento; Drew Pomeranz optioned to Beloit	Dec. 18	Eury De La Rosa acquired from Arizona for cash; Fernando Rodriguez designated for assignment; R.J. Alvarez and Jesse Hahn acquired from San Diego for Derek Norris, minor leaguer Seth Streich and international bonus slot 117; Nick Punto released
Aug. 30	Jed Lowrie sent to Sacramento on a rehab assignment	Dec. 19	Shane Peterson claimed off waivers by the Chicago Cubs
Aug. 31	Adam Dunn acquired from the Chicago White Sox with cash considerations for minor league pitcher Nolan Sanburn; Deck McGuire outrighted to Sacramento	Dec. 23	Fernando Rodriguez outrighted to Nashville
Sept. 1	Jed Lowrie reinstated from the disabled list; Billy Burns and Fernando Rodriguez recalled from Sacramento; Bryan Anderson selected from Sacramento; Joe Savery designated for assignment	Jan. 10	Ben Zobrist and Yunel Escobar acquired from Tampa Bay for John Jaso, Daniel Robertson, Boog Powell and cash considerations; Andy Parrino designated for assignment
Sept. 2	Nate Freiman and Drew Pomeranz recalled from Beloit	Jan. 14	Tyler Clippard acquired from Washington for Yunel Escobar
Sept. 4	Joe Savery outrighted to Sacramento	Jan. 16	Andy Parrino outrighted to Nashville
Sept. 9	Nick Punto reinstated from the disabled list		
Sept. 12	Sean Doolittle reinstated from the disabled list		

STATS AT THE ALL-STAR BREAK

PLAYER	AVG	G	AB	R	H	TB	2B	3B	HR	RBI	SH	SF	HP	BB	IBB	SO	CS	OB	GI			E	SLG	OBP
																			DP	CS	CS			
Barton,D	.158	30	57	7	9	10	1	0	0	5	0	1	1	5	0	14	0	0	0	0	3	.175	.234	
Blanks,K	.333	21	45	9	15	22	1	0	2	7	0	1	2	8	0	13	0	0	3	1	.489	.446		
Callaspo,A	.234	83	282	29	66	87	12	0	3	31	0	4	1	31	1	34	0	1	14	7	.309	.308		
Cespedes,Y	.246	90	353	53	87	156	21	3	14	56	0	3	1	27	3	73	1	2	8	3	.442	.299		
Crisp,C	.291	73	254	47	74	114	17	1	7	31	1	4	0	42	1	36	16	4	1	2	.449	.387		
Donaldson,	.238	92	365	61	87	164	13	2	20	65	0	2	3	40	2	79	3	0	10	15	.449	.317		
Doolittle,	.000	1	1	0	0	0	0	0	0	0	0	0	0	0	0	0	0	0	0	0	0	.000	.000	
Freiman,N	.231	9	26	3	6	12	3	0	1	6	0	0	1	1	0	9	0	0	0	0	.462	.286		
Fuld,S	.269	50	167	20	45	65	10	2	2	17	1	2	0	22	1	30	11	2	0	0	.389	.351		
OAK	.200	7	30	5	6	13	0	2	1	4	0	0	0	3	0	6	1	0	0	0	.433	.273		
Gentry,C	.271	73	181	31	49	56	5	1	0	7	1	0	5	12	2	40	16	1	2	1	.309	.333		
Jaso,J	.274	73	226	33	62	101	14	2	7	28	0	1	5	23	1	49	2	0	5	1	.447	.353		
Lowrie,J	.239	90	335	47	80	116	24	0	4	34	1	5	4	39	4	51	0	0	9	9	.346	.321		
Milone,T	.000	1	1	0	0	0	0	0	0	0	0	0	0	0	0	0	0	0	0	0	0	.000	.000	
Moss,B	.268	89	321	45	86	170	17	2	21	66	0	2	6	35	5	86	1	0	4	3	.530	.349		
Norris,D	.294	70	197	27	58	94	12	0	8	37	1	1	0	36	1	41	2	1	2	3	.477	.402		
Parrino,A	.333	3	9	1	3	5	2	0	0	1	0	0	0	2	0	1	0	0	0	1	.556	.455		
Punto,N	.213	55	160	18	34	47	7	0	2	12	1	0	0	21	0	49	3	1	4	5	.294	.304		
Reddick,J	.229	54	179	21	41	64	3	4	4	24	0	0	1	16	0	43	1	0	2	2	.358	.296		
Sogard,E	.186	63	156	18	29	34	5	0	0	9	1	1	1	14	0	22	7	2	4	0	.218	.256		
Vogt,S	.358	34	109	11	39	58	3	2	4	17	0	1	1	5	0	13	1	0	1	0	.532	.388		
PITCHERS	.000	95	18	0	0	0	0	0	0	0	1	0	0	0	0	9	0	0	1	5	.000	.000		
OAKLAND	.251	95	3305	466	831	1323	160	19	98	440	7	26	32	360	20	668	54	12	70	61	.400	.328		
OPPONENT	.231	95	3243	321	750	1127	127	5	80	304	18	19	29	257	17	728	53	10	76	63	.348	.292		

PITCHER	W	L	ERA	G	GS	CG	GFSHO	SV	IP	H	R	ER	HR	HB	BB	IBB	SO	WP	BK	AVG	OPP	
																					AVG	OBP
Abad,F	2	3	1.89	45	0	0	9	0	38.0	21	9	8	3	3	11	2	35	0	0	.165		
Chavez,J	7	6	3.14	19	19	0	0	0	114.2	113	46	40	10	4	36	2	107	7	0	.255		
Cook,R	0	1	3.29	28	0	0	6	0	1	27.1	21	10	10	3	0	16	1	25	1	0	.210	
Doolittle	1	3	2.89	42	0	0	24	0	14	43.2	27	14	14	4	0	2	0	63	0	0	.172	
Francis,J	0	1	6.08	9	0	0	7	0	1	13.1	11	9	9	1	1	3	1	10	1	0	.224	
Gray,S	10	3	2.79	19	19	1	0	1	0	125.2	106	42	39	7	4	43	2	108	7	0	.227	
Gregerson	2	1	2.12	45	0	0	9	0	3	46.2	39	11	11	3	0	10	1	41	3	0	.229	
Hammel,J	0	1	3.60	1	1	0	0	0	0	5.0	6	3	2	1	0	3	0	3	0	0	.286	
Johnson,J	4	2	6.18	36	0	0	17	0	2	39.1	55	28	27	4	3	22	3	27	4	0	.337	
Kazmir,S	11	3	2.38	19	19	1	0	0	0	117.1	88	33	31	10	4	27	0	108	6	1	.206	
Lindblom,	0	0	3.86	1	1	0	0	0	0	4.2	5	2	2	1	1	2	0	2	0	0	.263	
Mills,B	1	1	4.41	3	3	0	0	0	0	16.1	19	9	8	2	1	7	0	14	1	0	.292	
Milone,T	6	3	3.55	16	16	0	0	0	0	96.1	91	42	38	12	4	26	2	61	0	0	.245	
O'Flahert	0	0	6.00	3	0	0	0	0	0	3.0	4	2	2	0	0	0	0	2	1	0	.308	
Otero,D	7	1	2.10	43	0	0	10	0	1	55.2	49	14	13	2	2	7	2	26	0	0	.236	
Pomeranz,	5	4	2.91	17	8	0	4	0	0	55.2	46	21	18	7	0	23	0	48	0	0	.225	
Rodriguez	1	0	1.13	6	0	0	2	0	0	8.0	4	1	1	0	0	2	0	4	0	0	.143	
Samardzij	1	1	2.40	2	2	1	0	0	0	15.0	9	4	4	1	1	1	0	10	0	0	.180	
Savery,J	0	0	0.00	3	0	0	2	0	0	4.0	3	0	0	0	0	1	0	0	0	0	.214	
Scribner,	0	0	0.00	2	0	0	2	0	0	1.1	0	0	0	0	0	0	0	0	0	0	.000	
Straily,D	1	2	4.93	7	7	0	0	0	0	38.1	33	21	21	9	1	15	1	34	2	0	.232	
OAKLAND	59	36	3.09	95	95	3	92	9	22	869.1	750	321	298	80	29	257	17	728	33	1	.231	
OPPONENTS	36	59	4.46	95	95	3	92	4	20	860.0	831	466	426	98	32	360	20	668	35	4	.251	

REVIEW

STATS AFTER THE ALL-STAR BREAK

PLAYER	AVG	G	AB	R	H	TB	2B	3B	HR	RBI	SH	SF	HP	BB	IBB	SO	SB	CS	GI		E	SLG	OBP
																			DP	DP			
+Anderson,B	.000	1	1	0	0	0	0	0	0	0	0	0	0	0	0	0	0	0	0	1	0	.000	.000
+Burns,B	.167	13	6	4	1	1	0	0	0	0	0	0	0	0	0	0	3	1	0	1	1	.167	.167
Callaspo,A	.197	44	122	8	24	30	3	0	1	8	0	2	0	9	0	16	0	0	4	1	246	.248	
Cespedes,Y	.326	11	46	9	15	29	5	0	3	11	0	1	0	1	0	7	2	0	0	1	630	.333	
Crisp,C	.191	53	209	21	40	54	4	2	2	16	0	2	0	24	1	30	3	1	2	1	258	.272	
Donaldson,	.280	66	243	32	68	113	18	0	9	33	0	2	4	36	3	51	5	0	6	8	465	.379	
Dunn,A	.212	25	66	6	14	21	1	0	2	10	0	0	4	6	0	27	0	0	0	0	318	.316	
Freiman,N	.213	27	61	9	13	27	2	0	4	9	0	0	0	4	1	14	0	0	6	3	443	.262	
Fuld,S	.210	53	157	20	33	49	6	2	2	15	3	0	0	14	1	28	8	1	2	0	312	.275	
Gentry,C	.196	21	51	7	10	11	1	0	0	5	1	0	0	5	0	4	4	1	0	0	216	.268	
Gomes,J	.234	34	64	6	15	16	1	0	0	5	0	2	0	9	2	18	0	0	1	1	250	.320	
Jaso,J	.235	26	81	9	19	31	4	1	2	12	0	1	2	5	0	11	0	0	0	0	383	.292	
Lowrie,J	.269	46	167	12	45	62	5	3	2	16	1	1	1	12	1	28	0	0	5	4	371	.320	
Moss,B	.173	58	179	25	31	49	6	0	4	15	0	1	4	32	2	67	0	0	2	4	274	.310	
Norris,D	.245	57	188	19	46	61	7	1	2	18	0	0	1	18	1	45	0	1	10	3	324	.314	
Parrino,A	.108	18	37	3	4	8	1	0	1	2	0	1	1	1	0	13	0	0	1	0	216	.150	
Punto,N	.184	18	38	3	7	11	0	2	0	2	0	0	0	4	0	7	0	0	1	2	289	.262	
Reddick,J	.299	55	184	32	55	98	13	3	8	30	0	3	0	12	0	20	0	1	1	3	533	.337	
Sogard,E	.267	54	135	20	36	44	5	0	1	13	3	1	0	17	0	15	4	2	2	10	326	.346	
Soto,G	.262	14	42	3	11	15	4	0	0	8	1	0	0	6	0	8	0	0	3	3	357	.354	
Vogt,S	.225	50	160	15	36	58	7	0	5	18	0	0	0	11	2	26	0	0	1	2	363	.275	
PITCHERS	.000	67	3	0	0	0	0	0	0	0	3	0	0	0	0	1	0	0	0	3	000	.000	
OAKLAND	.233	67	2240	263	523	788	93	14	48	246	12	17	17	226	14	436	29	8	48	50	.352	.306	
OPPONENT	.235	67	2208	251	519	815	83	6	67	242	16	13	19	149	11	516	47	18	54	46	.369	.288	

PITCHER	W	L	ERA	G	GS	CG	GFSHO	SV	IP	H	R	ER	HR	HB	BB	IBB	SO	WP	BK	AVG	
Abad,F	0	1	0.93	24	0	0	8	0	0	19.1	13	2	2	1	1	4	1	16	0	0	.194
Chavez,J	1	2	4.60	13	2	0	5	0	0	31.1	29	18	16	7	1	13	1	29	0	0	.244
Cook,R	1	2	3.57	26	0	0	9	0	0	22.2	11	9	9	0	2	6	0	25	2	0	.149
Doolittle	1	1	2.37	19	0	0	16	0	8	19.0	11	5	5	1	0	6	1	26	0	0	.162
Gray,S	4	7	3.47	14	14	1	0	1	0	93.1	81	42	36	8	3	31	0	75	8	0	.239
Gregerson	3	4	2.10	27	0	0	8	0	0	25.2	19	9	6	3	1	5	2	18	3	0	.202
Hammel,J	2	5	4.31	12	11	0	1	0	0	62.2	60	31	30	12	3	18	0	51	2	0	.251
Johnson,J	0	0	45.00	2	0	0	1	0	0	1.0	5	5	5	1	0	1	0	1	0	0	.714
Kazmir,S	4	6	5.42	13	13	1	0	0	0	73.0	83	48	44	6	0	23	1	56	3	0	.287
Lester,J	6	4	2.35	11	11	1	0	1	0	76.2	66	24	20	7	1	16	0	71	1	0	.232
O'Flahert	1	0	1.59	18	0	0	6	0	1	17.0	11	3	3	3	2	4	0	13	2	0	.183
Otero,D	1	1	2.61	29	0	0	4	0	0	31.0	31	10	9	2	0	8	5	19	1	0	.267
Pomeranz,	0	0	0.00	3	2	0	0	0	0	13.1	5	1	0	0	1	3	0	16	0	0	.109
Rodriguez	0	0	0.00	1	0	0	1	0	0	1.0	0	0	0	0	0	0	0	0	0	0	.000
Samardzic	4	5	3.26	14	14	1	0	0	0	96.2	83	38	35	12	3	11	0	89	4	0	.230
Scribner,	1	0	5.23	11	0	0	4	0	0	10.1	11	6	6	4	1	0	0	11	0	0	.262
OAKLAND	29	38	3.42	67	67	4	63	4	9	594.0	519	251	226	67	19	149	11	516	26	0	.235
OPPONENTS	38	29	3.53	67	67	2	65	7	24	596.1	523	263	234	48	17	226	14	436	28	1	.233

APRIL STATISTICS

PLAYER	AVG	G	AB	R	H	TB	2B	3B	HR	RBI	SH	SF	HP	BB	IBB	SO	SB	CS	GI			E	SLG	OBP
																			DP	DP	DP			
Barton,D	.146	24	48	6	7	8	1	0	0	4	0	1	1	4	0	14	0	0	0	0	3	.167	.222	
Callaspo,A	.269	24	93	11	25	38	4	0	3	15	0	0	11	1	12	0	0	6	3	.409	.346			
Cespedes,Y	.258	24	89	13	23	44	7	1	4	16	0	1	0	12	1	16	0	1	3	1	.494	.343		
Crisp,C	.278	22	72	14	20	34	3	1	3	11	1	2	0	15	0	14	7	0	1	1	.472	.393		
Donaldson,	.279	28	122	22	34	65	10	0	7	23	0	0	0	11	0	24	0	0	4	6	.533	.338		
Fuld,S	.200	7	30	5	6	13	0	2	1	4	0	0	0	3	0	6	1	0	0	0	.433	.273		
Gentry,C	.317	16	41	10	13	18	3	1	0	1	0	0	0	5	0	9	4	0	0	0	.439	.391		
Jaso,J	.241	23	58	6	14	19	2	0	1	4	0	1	0	10	0	21	1	0	0	0	.328	.348		
Lowrie,J	.286	27	98	18	28	42	8	0	2	11	1	1	4	20	0	13	0	0	2	4	.429	.423		
Moss,B	.264	27	87	12	23	38	3	0	4	21	0	1	5	10	2	19	1	0	1	1	.437	.369		
Norris,D	.386	20	57	8	22	33	5	0	2	12	0	0	0	6	0	8	0	0	1	1	.579	.444		
Punto,N	.208	18	53	4	11	12	1	0	0	1	0	0	0	6	0	12	1	0	1	3	.226	.288		
Reddick,J	.241	25	83	11	20	28	1	2	1	9	0	0	1	8	0	22	1	0	1	1	.337	.315		
Sogard,E	.217	20	60	8	13	16	3	0	0	6	1	1	0	9	0	6	3	1	1	0	.267	.314		
Abad,F	.000	11	0	0	0	0	0	0	0	0	0	0	0	0	0	0	0	0	0	0	.000	.000		
Chavez,J	.000	6	0	0	0	0	0	0	0	0	0	0	0	0	0	0	0	0	0	0	.000	.000		
Cook,R	.000	9	0	0	0	0	0	0	0	0	0	0	0	0	0	0	0	0	0	0	.000	.000		
Doolittle,	.000	13	0	0	0	0	0	0	0	0	0	0	0	0	0	0	0	0	0	0	.000	.000		
Gray,S	.000	6	0	0	0	0	0	0	0	0	0	0	0	0	0	0	0	0	0	0	.000	.000		
Gregerson,	.000	14	0	0	0	0	0	0	0	0	0	0	0	0	0	0	0	0	0	0	.000	.000		
Johnson,J	.000	12	0	0	0	0	0	0	0	0	0	0	0	0	0	0	0	0	0	0	.000	.000		
Kazmir,S	.000	6	0	0	0	0	0	0	0	0	0	0	0	0	0	0	0	0	0	0	1.000	.000		
Lindblom,J	.000	1	0	0	0	0	0	0	0	0	0	0	0	0	0	0	0	0	0	0	.000	.000		
Milone,T	.000	4	0	0	0	0	0	0	0	0	0	0	0	0	0	0	0	0	0	0	.000	.000		
Otero,D	.000	11	0	0	0	0	0	0	0	0	0	0	0	0	0	0	0	0	0	0	.000	.000		
Pomeranz,D	.000	8	0	0	0	0	0	0	0	0	0	0	0	0	0	0	0	0	0	0	.000	.000		
Scribner,E	.000	2	0	0	0	0	0	0	0	0	0	0	0	0	0	0	0	0	0	0	.000	.000		
Straily,D	.000	5	0	0	0	0	0	0	0	0	0	0	0	0	0	0	0	0	0	0	.000	.000		
PITCHERS	.000	28	0	0	0	0	0	0	0	0	0	0	0	0	0	0	0	0	0	0	1.000	.000		
OAKLAND	.261	28	991	148	259	408	51	7	28	138	3	8	11	130	4	196	19	2	21	25	.412	.351		
OPPONENT	.221	28	975	89	215	318	42	2	19	83	5	4	11	74	6	232	20	2	19	17	.326	.282		

PITCHER	W	L	ERA	G	GS	CG	GFSHO	SV	IP	H	R	ER	HR	HB	BB	IBB	SO	WP	BK	OPP	
																				AVG	
Abad,F	0	0	0.00	11	0	0	3	0	11.0	2	0	0	0	1	2	0	12	0	0	.057	
Chavez,J	2	0	1.89	6	6	0	0	0	38.0	28	11	8	3	0	8	0	41	2	0	.199	
Cook,R	0	0	0.96	9	0	0	2	0	9.1	2	1	1	0	0	7	0	11	0	0	.065	
Doolittle,	0	2	5.68	13	0	0	2	0	12.2	15	8	8	2	0	0	0	15	0	0	.278	
Gray,S	4	1	1.76	6	6	1	0	1	41.0	33	10	8	1	1	14	0	37	5	0	.220	
Gregerson	1	1	3.07	14	0	0	5	0	3	14.2	13	5	5	0	1	0	9	1	0	.232	
Johnson,J	2	2	5.25	12	0	0	6	0	1	12.0	15	7	7	0	1	8	2	13	0	.306	
Kazmir,S	4	0	2.11	6	6	0	0	0	38.1	29	10	9	1	3	7	0	35	3	0	.206	
Lindblom,	0	0	3.86	1	1	0	0	0	4.2	5	2	2	1	1	2	0	2	0	0	.263	
Milone,T	0	2	4.56	4	4	0	0	0	23.2	25	15	12	1	3	8	1	11	0	0	.263	
Otero,D	3	0	1.42	11	0	0	4	0	12.2	14	2	2	1	0	4	2	9	0	0	.269	
Pomeranz,	1	1	1.59	8	0	0	3	0	0	11.1	8	2	2	2	0	5	0	9	0	.195	
Scribner,	0	0	0.00	2	0	0	2	0	0	1.1	0	0	0	0	0	0	0	0	0	.000	
Straily,D	1	1	5.14	5	5	0	0	0	28.0	26	16	16	7	1	8	1	28	2	0	.243	
OAKLAND	18	10	2.78	28	28	1	27	2	5	258.2	215	89	80	19	11	74	6	232	13	0	.221
OPPONENTS	10	18	4.85	28	28	1	27	2	7	256.1	259	148	138	28	11	130	4	196	11	2	.261

REVIEW

MAY STATISTICS

PLAYER	AVG	G	AB	R	H	TB	2B	3B	HR	RBI	SH	SF	HP	BB	IBB	SO	SB	CS	DP	GI		
																				E	SLG	OBP
Barton,D	.222	6	9	1	2	2	0	0	0	1	0	0	0	1	0	0	0	0	0	0	.222	.300
Blanks,K	.316	8	19	4	6	12	0	0	2	2	0	0	1	3	0	6	0	0	2	0	.632	.435
Callaspo,A	.194	25	72	6	14	16	2	0	0	4	0	0	12	0	13	0	0	4	1	.222	.310	
Cespedes,Y	.234	28	111	17	26	56	8	2	6	21	0	1	0	5	1	26	0	0	2	.505	.265	
Crisp,C	.240	21	75	12	18	24	6	0	0	4	0	1	0	10	0	12	3	2	0	.320	.326	
Donaldson,	.281	27	96	26	27	55	2	1	8	23	0	1	1	22	2	27	1	0	0	.573	.417	
Gentry,C	.236	24	55	9	13	14	1	0	0	2	1	0	1	4	0	17	5	0	1	.255	.300	
Jaso,J	.359	19	64	13	23	41	4	1	4	10	0	0	3	6	0	13	0	0	2	.641	.438	
Lowrie,J	.189	26	95	11	18	28	7	0	1	9	0	1	0	9	2	10	0	0	3	.295	.257	
Moss,B	.286	27	98	16	28	67	8	2	9	25	0	0	0	12	1	23	0	0	2	.684	.364	
Norris,D	.211	26	71	9	15	27	3	0	3	13	0	1	0	18	0	16	2	0	1	.380	.367	
Punto,N	.286	16	42	7	12	18	3	0	1	7	0	0	0	8	0	12	1	1	2	.429	.400	
Reddick,J	.188	25	85	8	16	29	2	1	3	13	0	0	0	6	0	19	0	0	1	.341	.242	
Sogard,E	.158	20	57	3	9	11	2	0	0	1	0	0	1	2	0	7	1	0	3	.193	.200	
Abad,F	.000	15	0	0	0	0	0	0	0	0	0	0	0	0	0	0	0	0	0	.000	.000	
Chavez,J	.000	5	0	0	0	0	0	0	0	0	0	0	0	0	0	0	0	0	0	.000	.000	
Cook,R	.000	3	0	0	0	0	0	0	0	0	0	0	0	0	0	0	0	0	0	.000	.000	
Doolittle,	.000	11	0	0	0	0	0	0	0	0	0	0	0	0	0	0	0	0	0	.000	.000	
Francis,J	.000	1	0	0	0	0	0	0	0	0	0	0	0	0	0	0	0	0	0	.000	.000	
Gray,S	.000	5	0	0	0	0	0	0	0	0	0	0	0	0	0	0	0	0	0	.000	.000	
Gregerson,	.000	14	0	0	0	0	0	0	0	0	0	0	0	0	0	0	0	0	0	.000	.000	
Johnson,J	.000	10	0	0	0	0	0	0	0	0	0	0	0	0	0	0	0	0	0	.000	.000	
Kazmir,S	.000	5	0	0	0	0	0	0	0	0	0	0	0	0	0	0	0	0	0	.000	.000	
Milone,T	.000	6	0	0	0	0	0	0	0	0	0	0	0	0	0	0	0	0	0	.000	.000	
Otero,D	.000	13	0	0	0	0	0	0	0	0	0	0	0	0	0	0	0	0	0	.000	.000	
Pomeranz,D	.000	6	0	0	0	0	0	0	0	0	0	0	0	0	0	0	0	0	0	.000	.000	
Rodriguez,	.000	6	0	0	0	0	0	0	0	0	0	0	0	0	0	0	0	0	0	.000	.000	
Savery,J	.000	3	0	0	0	0	0	0	0	0	0	0	0	0	0	0	0	0	0	.000	.000	
Straily,D	.000	2	0	0	0	0	0	0	0	0	0	0	0	0	0	0	0	0	0	.000	.000	
PITCHERS	.000	28	0	0	0	0	0	0	0	0	0	0	0	0	0	0	0	0	0	.000	.000	
OAKLAND	.239	28	949	142	227	400	48	7	37	135	1	5	7	118	6	201	13	3	23	12	.421	.326
OPPONENT	.225	28	923	89	208	321	35	0	26	85	1	6	6	80	4	190	15	2	26	23	.348	.290

PITCHER	W	L	ERA	G	GS	CG	GFSHO	SV	IP	H	R	ER	HR	HB	BB	IBB	SO	WP	BK	OPP	
																				AVG	
Abad,F	0	2	3.86	15	0	0	2	0	0	11.2	8	6	5	0	0	6	1	11	0	.195	
Chavez,J	2	3	3.90	5	5	0	0	0	30.0	34	15	13	5	1	10	0	23	3	0	.286	
Cook,R	0	1	9.00	3	0	0	1	0	0	3.0	4	3	3	1	0	2	1	4	0	.333	
Doolittle	1	0	0.00	11	0	0	8	0	3	12.1	4	0	0	0	1	0	20	0	0	.103	
Francis,J	0	0	0.00	1	0	0	1	0	0	1.0	0	0	0	0	1	0	1	0	0	.000	
Gray,S	1	0	3.00	5	5	0	0	0	33.0	27	11	11	4	1	10	0	23	1	0	.221	
Gregerson	0	0	1.88	14	0	0	3	0	14.1	11	3	3	2	0	3	1	16	1	0	.212	
Johnson,J	1	0	8.10	10	0	0	5	0	1	10.0	15	9	9	0	1	5	1	3	2	.357	
Kazmir,S	2	2	2.67	5	5	1	0	0	30.1	24	9	9	3	1	6	0	18	3	0	.220	
Milone,T	3	1	2.97	6	6	0	0	0	36.1	31	12	12	5	1	11	0	28	0	0	.225	
Otero,D	1	1	3.05	13	0	0	2	0	0	20.2	16	7	7	1	1	3	0	7	0	.219	
Pomeranz,	4	1	2.70	6	5	0	1	0	0	26.2	20	8	8	3	0	12	0	26	0	.208	
Rodriguez	1	0	1.13	6	0	0	2	0	0	8.0	4	1	1	0	0	2	0	4	0	.143	
Savery,J	0	0	0.00	3	0	0	2	0	0	4.0	3	0	0	0	1	0	0	0	0	.214	
Straily,D	0	1	4.35	2	2	0	0	0	0	10.1	7	5	5	2	0	7	0	6	0	.200	
OAKLAND	16	12	3.08	28	28	1	27	5	4	251.2	208	89	86	26	6	80	4	190	10	0	.225
OPPONENTS	12	16	4.68	28	28	0	28	0	9	248.0	227	142	129	37	7	118	6	201	11	1	.239

JUNE STATISTICS

PLAYER	AVG	G	AB	R	H	TB	2B	3B	HR	RBI	SH	SF	HP	BB	IBB	SO	SB	CS	DP	GI		
																				E	SLG	OBP
Blanks,K	.346	13	26	5	9	10	1	0	0	5	0	1	1	5	0	7	0	0	1	1	.385	.455
Callaspo,A	.259	23	81	10	21	24	3	0	0	7	0	2	1	8	0	5	0	1	4	2	.296	.326
Cespedes,Y	.324	26	108	20	35	53	6	0	4	18	0	1	1	8	0	20	1	1	2	1	.491	.373
Crisp,C	.346	22	81	18	28	44	7	0	3	13	0	1	0	12	1	9	3	0	0	0	.543	.426
Donaldson,	.181	26	105	9	19	30	0	1	3	15	0	1	1	5	0	23	2	0	4	6	.286	.223
Doolittle,	.000	1	1	0	0	0	0	0	0	0	0	0	0	0	0	0	0	0	0	0	.000	.000
Freiman,N	.250	1	4	1	1	4	0	0	1	3	0	0	0	0	0	1	0	0	0	0	.000	.250
Gentry,C	.286	20	49	9	14	14	0	0	0	1	0	0	3	0	0	8	6	0	1	0	.286	.327
Jaso,J	.219	22	73	10	16	27	5	0	2	10	0	0	1	6	1	12	1	0	2	0	.370	.288
Lowrie,J	.185	24	92	11	17	24	4	0	1	11	0	3	0	9	2	23	0	0	4	2	.261	.250
Milone,T	.000	1	1	0	0	0	0	0	0	0	0	0	0	0	0	0	0	0	0	0	.000	.000
Moss,B	.253	25	99	11	25	43	3	0	5	14	0	0	1	11	2	33	0	0	0	1	.434	.333
Norris,D	.349	15	43	8	15	27	3	0	3	10	1	0	0	6	1	7	0	1	0	2	.628	.429
Parrino,A	.167	2	6	0	1	2	1	0	0	1	0	0	0	1	0	1	0	0	0	1	.333	.286
Punto,N	.216	13	37	5	8	9	1	0	0	2	1	0	0	6	0	17	0	0	0	2	.243	.326
Reddick,J	.455	4	11	2	5	7	0	1	0	2	0	0	0	2	0	2	0	0	0	0	.636	.538
Sogard,E	.188	18	32	7	6	6	0	0	0	2	0	0	0	3	0	5	2	1	0	0	.188	.257
Vogt,S	.343	22	67	6	23	32	1	1	2	12	0	1	1	2	0	8	1	0	1	0	.478	.366
Abad,F	.000	13	0	0	0	0	0	0	0	0	0	0	0	0	0	0	0	0	0	0	.000	.000
Chavez,J	.000	5	3	0	0	0	0	0	0	0	0	0	0	0	0	3	0	0	0	0	.000	.000
Cook,R	.000	11	0	0	0	0	0	0	0	0	0	0	0	0	0	0	0	0	0	0	.000	.000
Doolittle,	.000	14	0	0	0	0	0	0	0	0	0	0	0	0	0	0	0	0	0	0	.000	.000
Francis,J	.000	6	1	0	0	0	0	0	0	0	0	0	0	0	0	1	0	0	0	0	.000	.000
Gray,S	.000	5	2	0	0	0	0	0	0	0	0	0	0	0	0	1	0	0	0	1	.000	.000
Gregerson,	.000	14	0	0	0	0	0	0	0	0	0	0	0	0	0	0	0	0	0	0	.000	.000
Johnson,J	.000	10	1	0	0	0	0	0	0	0	0	0	0	0	0	1	0	0	0	0	.000	.000
Kazmir,S	.000	6	1	0	0	0	0	0	0	0	0	0	0	0	0	0	0	0	0	0	.000	.000
Mills,B	.000	2	3	0	0	0	0	0	0	0	0	0	0	0	0	1	0	0	1	0	.000	.000
Milone,T	.000	5	3	0	0	0	0	0	0	0	0	0	0	0	0	1	0	0	0	0	.000	.000
Otero,D	.000	15	0	0	0	0	0	0	0	0	0	0	0	0	0	0	0	0	0	0	.000	.000
Pomeranz,D	.000	3	0	0	0	0	0	0	0	0	0	0	0	0	0	0	0	0	0	0	.000	.000
PITCHERS	.000	26	14	0	0	0	0	0	0	0	0	0	0	0	8	0	0	1	1	1	.000	.000
OAKLAND	.261	26	930	132	243	356	35	3	24	126	2	10	10	84	7	189	16	4	20	19	.383	.326
OPPONENT	.251	26	921	110	231	355	34	3	28	105	8	8	11	75	3	210	13	4	22	15	.385	.312

REVIEW

PITCHER	W	L	ERA	G	GS	CG	GFSHO	SV	IP	H	R	ER	HR	HB	BB	IBB	SO	WP	BK	OPP	
																				AVG	
Abad,F	2	1	2.70	13	0	0	2	0	10.0	8	3	3	3	2	3	1	8	0	0	.242	
Chavez,J	2	1	3.30	5	5	0	0	0	30.0	29	12	11	1	3	10	0	23	1	0	.257	
Cook,R	0	0	5.06	11	0	0	1	0	10.2	13	6	6	2	0	6	0	10	0	0	.310	
Doolittle	0	1	3.14	14	0	0	11	0	7	14.1	6	5	5	1	0	1	0	22	0	.122	
Francis,J	0	1	7.84	6	0	0	4	0	1	10.1	11	9	9	1	1	2	1	8	1	.275	
Gray,S	2	2	5.40	5	5	0	0	0	30.0	31	18	18	1	2	13	1	30	0	0	.267	
Gregerson	1	0	1.84	14	0	0	1	0	0	14.2	11	3	3	1	0	5	0	15	1	.216	
Johnson,J	1	0	2.77	10	0	0	4	0	0	13.0	17	5	4	3	1	8	0	10	1	.309	
Kazmir,S	3	1	3.12	6	6	0	0	0	0	34.2	29	13	12	6	0	11	0	38	0	.223	
Mills,B	1	0	4.35	2	2	0	0	0	0	10.1	13	6	5	1	1	4	0	8	0	.310	
Milone,T	3	0	4.15	5	5	0	0	0	0	30.1	31	15	14	6	0	6	0	16	0	.267	
Otero,D	2	0	1.50	15	0	0	3	0	1	18.0	14	4	3	0	1	0	0	9	0	.209	
Pomeranz,	0	2	4.08	3	3	0	0	0	0	17.2	18	11	8	2	0	6	0	13	0	.269	
OAKLAND	17	9	3.73	26	26	0	26	0	10	244.0	231	110	101	28	11	75	3	210	4	0	.251
OPPONENTS	9	17	4.51	26	26	0	26	1	2	241.1	243	132	121	24	10	84	7	189	8	0	.261

JULY STATISTICS

PLAYER	AVG	G	AB	R	H	TB	2B	3B	HR	RBI	SH	SF	HP	BB	IBB	SO	SB	CS	GI		E	SLG	OBP
																			DP	CP			
+Burns,B	.000	3	5	0	0	0	0	0	0	0	0	0	0	0	0	0	0	0	0	0	1	.000	.000
Callaspo,A	.182	14	44	2	8	11	3	0	0	7	0	2	0	0	0	5	0	1	1	1	1	.250	.174
Cespedes,Y	.198	23	91	12	18	32	5	0	3	12	0	1	0	3	1	18	2	0	1	2	3	.352	.221
Crisp,C	.208	15	53	7	11	15	1	0	1	4	0	1	0	10	0	6	3	2	0	0	0	.283	.328
Donaldson,	.244	23	86	15	21	41	5	0	5	15	0	1	2	10	0	12	1	0	3	3	3	.477	.333
Freiman,N	.207	13	29	3	6	9	3	0	0	3	0	0	1	1	0	9	0	0	0	0	0	.310	.258
Gentry,C	.231	20	52	7	12	13	1	0	0	6	0	0	1	4	2	7	3	1	0	0	0	.250	.298
Jaso,J	.323	19	65	9	21	34	6	2	1	14	0	1	1	4	0	7	0	0	1	0	0	.523	.366
Lowrie,J	.304	24	92	12	28	41	8	1	1	9	1	1	0	6	0	12	0	0	2	2	2	.446	.343
Moss,B	.233	22	86	12	20	38	3	0	5	12	0	1	1	6	1	24	0	0	1	0	0	.442	.287
Norris,D	.286	19	56	7	16	21	2	0	1	5	0	0	0	9	0	13	0	0	1	0	0	.375	.385
Parrino,A	.333	3	6	1	2	3	1	0	0	0	0	0	0	1	0	3	0	0	0	0	0	.500	.429
Punto,N	.111	16	45	3	5	10	2	0	1	2	0	0	0	4	0	10	1	0	2	1	0	.222	.184
Reddick,J	.323	9	31	7	10	20	4	0	2	4	0	1	0	1	0	2	0	0	0	0	0	.645	.333
Sogard,E	.267	12	30	8	8	10	2	0	0	2	0	0	0	3	0	5	2	0	0	0	2	.333	.333
Vogt,S	.357	23	84	8	30	48	7	1	3	11	0	0	0	5	1	8	0	0	0	0	0	.571	.393

Abad,F	.000	11	0	0	0	0	0	0	0	0	0	0	0	0	0	0	0	0	0	0	0	.000	.000		
Chavez,J	.000	5	0	0	0	0	0	0	0	0	0	0	0	0	0	0	0	0	0	0	0	0	.000	.000	
Cook,R	.000	12	0	0	0	0	0	0	0	0	0	0	0	0	0	0	0	0	0	0	0	0	.000	.000	
Doolittle,	.000	9	0	0	0	0	0	0	0	0	0	0	0	0	0	0	0	0	0	0	0	0	.000	.000	
Francis,J	.000	2	0	0	0	0	0	0	0	0	0	0	0	0	0	0	0	0	0	0	0	0	.000	.000	
Gray,S	.000	5	0	0	0	0	0	0	0	0	0	0	0	0	0	0	0	0	0	0	1	.000	.000		
Gregerson,	.000	8	0	0	0	0	0	0	0	0	0	0	0	0	0	0	0	0	0	0	0	0	.000	.000	
Hammel,J	.000	4	1	0	0	0	0	0	0	0	1	0	0	0	0	0	0	0	0	0	0	0	.000	.000	
Johnson,J	.000	6	0	0	0	0	0	0	0	0	0	0	0	0	0	0	0	0	0	0	0	0	.000	.000	
Kazmir,S	.000	4	3	0	0	0	0	0	0	0	0	0	0	0	0	1	0	0	0	0	0	0	.000	.000	
Mills,B	.000	1	0	0	0	0	0	0	0	0	0	0	0	0	0	0	0	0	0	0	0	0	.000	.000	
Milone,T	.000	1	0	0	0	0	0	0	0	0	0	0	0	0	0	0	0	0	0	0	0	0	.000	.000	
O'Flaherty	.000	8	0	0	0	0	0	0	0	0	0	0	0	0	0	0	0	0	0	0	0	0	.000	.000	
Otero,D	.000	10	0	0	0	0	0	0	0	0	0	0	0	0	0	0	0	0	0	0	0	0	.000	.000	
Samardzija	.000	5	0	0	0	0	0	0	0	0	0	0	0	0	0	0	0	0	0	0	0	0	.000	.000	
Scribner,E	.000	4	0	0	0	0	0	0	0	0	0	0	0	0	0	0	0	0	0	0	0	0	.000	.000	
PITCHERS	.000	25	4	0	0	0	0	0	0	0	1	0	0	0	0	1	0	0	0	1	0	0	1	.000	.000

OAKLAND	.251	25	859	113	216	346	53	4	23	106	2	9	6	67	5	142	12	3	12	13	.403	.307
OPPONENT	.231	25	830	85	192	292	27	2	23	82	4	2	5	61	6	185	9	5	20	14	.352	.287

PITCHER	W	L	ERA	G	GS	CG	GFSHO	SV	IP	H	R	ER	HR	HB	BB	IBB	SO	WP	BK	OPP	
																				AVG	
Abad,F	0	1	0.84	11	0	0	4	0	0	10.2	6	1	1	1	0	0	0	8	0	0	.162
Chavez,J	2	3	5.20	5	5	0	0	0	0	27.2	31	16	16	4	0	13	2	32	1	0	.279
Cook,R	0	0	0.00	12	0	0	4	0	0	11.0	4	0	0	0	1	2	0	6	1	0	.111
Doolittle,	0	0	0.96	9	0	0	7	0	5	9.1	2	1	1	1	0	2	0	12	0	0	.067
Francis,J	0	0	0.00	2	0	0	2	0	0	2.0	0	0	0	0	0	0	0	1	0	0	.000
Gray,S	5	0	1.03	5	5	0	0	0	0	35.0	25	6	4	1	0	12	1	31	1	0	.200
Gregerson,	0	0	0.00	8	0	0	1	0	0	7.2	6	0	0	0	0	3	0	4	0	0	.214
Hammel,J	0	4	9.53	4	4	0	0	0	0	17.0	26	20	18	5	0	10	0	12	0	0	.351
Johnson,J	0	0	20.25	6	0	0	3	0	0	5.1	13	12	12	2	0	2	0	2	1	0	.542
Kazmir,S	3	0	1.38	4	4	0	0	0	0	26.0	20	5	4	1	0	6	0	25	1	1	.211
Mills,B	0	1	4.50	1	1	0	0	0	0	6.0	6	3	3	1	0	3	0	6	1	0	.261
Milone,T	0	0	0.00	1	1	0	0	0	0	6.0	4	0	0	0	1	1	6	0	0	0	.174
O'Flaherty	1	0	2.70	8	0	0	1	0	0	9.0	7	2	2	0	1	1	0	7	2	0	.194
Otero,D	1	0	3.02	10	0	0	1	0	0	9.2	13	5	4	1	0	2	2	3	0	0	.333
Samardzij	2	1	3.19	5	5	1	0	0	0	36.2	26	13	13	5	3	4	0	27	1	0	.203
Scribner,	1	0	2.25	4	0	0	1	0	0	4.0	3	1	1	1	0	0	0	3	0	0	.200
OAKLAND	15	10	3.19	25	25	1	24	2	5	223.0	192	85	79	23	5	61	6	185	9	1	.231
OPPONENTS	10	15	4.27	25	25	3	22	1	5	221.1	216	113	105	23	6	67	5	142	11	1	.251

AUGUST STATISTICS

PLAYER	AVG	G	AB	R	H	TB	2B	3B	HR	RBI	SH	SF	HP	BB	IBB	SO	SB	CS	GI			
																			DP	E	SLG	OBP
Callaspo,A	.220	26	91	7	20	25	2	0	1	6	0	2	0	5	0	12	0	0	3	1	.275	.255
Crisp,C	.191	23	89	10	17	30	3	2	2	13	0	1	0	8	1	13	0	0	0	1	.337	.255
Donaldson,	.313	28	96	9	30	47	8	0	3	12	0	1	3	17	0	23	4	0	1	3	.490	.427
Freiman,N	.286	8	21	4	6	17	2	0	3	6	0	0	0	2	1	5	0	0	2	2	.810	.348
Fuld,S	.244	28	82	12	20	28	3	1	1	5	0	0	0	6	0	15	6	1	1	0	.341	.295
Gentry,C	.105	7	19	2	2	2	0	0	0	0	1	0	0	1	0	2	2	0	0	0	.105	.150
Gomes,J	.250	17	32	3	8	8	0	0	0	5	0	2	0	6	1	9	0	0	1	0	.250	.350
Jaso,J	.149	16	47	4	7	11	1	0	1	2	0	0	2	2	0	7	0	0	0	0	.234	.216
Lowrie,J	.200	9	30	1	6	9	1	1	0	2	0	0	0	0	0	7	0	0	0	1	.300	.250
Moss,B	.169	24	77	9	13	16	3	0	0	4	0	0	2	18	1	37	0	0	0	2	.208	.340
Norris,D	.202	26	89	6	18	26	5	0	1	9	0	0	1	7	1	26	0	0	5	0	.292	.268
Parrino,A	.103	12	29	2	3	7	1	0	1	2	0	1	1	1	0	9	0	0	1	0	.241	.156
Punto,N	.500	1	2	0	1	1	0	0	0	1	0	0	0	0	0	0	0	0	0	0	.500	.500
Reddick,J	.271	26	85	14	23	41	4	1	4	12	0	0	0	6	0	10	0	1	0	2	.482	.319
Sogard,E	.267	25	60	9	16	22	3	0	1	7	2	1	0	12	0	7	2	0	2	7	.367	.384
Soto,G	.400	2	5	1	2	3	1	0	0	0	0	0	0	2	0	1	0	0	0	0	.600	.571
Vogt,S	.212	26	85	10	18	32	2	0	4	9	0	0	0	4	0	17	0	0	0	2	.376	.247
Abad,F	.000	10	0	0	0	0	0	0	0	0	0	0	0	0	0	0	0	0	0	0	.000	.000
Chavez,J	.000	9	0	0	0	0	0	0	0	0	0	0	0	0	0	0	0	0	0	0	.000	.000
Cook,R	.000	12	0	0	0	0	0	0	0	0	0	0	0	0	0	0	0	0	0	0	.000	.000
Doolittle,	.000	7	0	0	0	0	0	0	0	0	0	0	0	0	0	0	0	0	0	0	.000	.000
Gray,S	.000	6	0	0	0	0	0	0	0	0	2	0	0	0	0	0	0	0	0	0	.000	.000
Gregerson,	.000	10	0	0	0	0	0	0	0	0	0	0	0	0	0	0	0	0	0	0	.000	.000
Hammel,J	.000	4	1	0	0	0	0	0	0	0	0	0	0	0	0	0	0	0	0	1	.000	.000
Kazmir,S	.000	6	0	0	0	0	0	0	0	0	0	0	0	0	0	0	0	0	0	1	.000	.000
Lester,J	.000	6	2	0	0	0	0	0	0	0	0	0	0	0	0	1	0	0	0	0	.000	.000
O'Flaherty	.000	8	0	0	0	0	0	0	0	0	0	0	0	0	0	0	0	0	0	0	.000	.000
Otero,D	.000	11	0	0	0	0	0	0	0	0	0	0	0	0	0	0	0	0	0	0	.000	.000
Pomeranz,D	.000	1	0	0	0	0	0	0	0	0	0	0	0	0	0	0	0	0	0	0	.000	.000
Samardzija	.000	6	0	0	0	0	0	0	0	0	0	0	0	0	0	0	0	0	0	0	.000	.000
Scribner,E	.000	2	0	0	0	0	0	0	0	0	0	0	0	0	0	0	0	0	0	0	.000	.000
PITCHERS	.000	29	3	0	0	0	0	0	0	2	0	0	0	0	1	0	0	0	2	0	.000	.000
OAKLAND	.223	29	942	103	210	325	39	5	22	95	5	8	9	99	5	201	14	2	16	23	.345	.301
OPPONENT	.244	29	956	114	233	351	33	2	27	110	8	7	7	68	3	206	20	1	23	21	.367	.297

PITCHER	W	L	ERA	G	GS	CG	GFSHO	SV	IP	H	R	ER	HR	HB	BB	IBB	SO	WP	BK	OPP	
																				AVG	
Abad,F	0	0	0.00	10	0	0	2	0	0	8.1	4	0	0	0	0	2	0	10	0	0	.143
Chavez,J	0	0	2.75	9	0	0	4	0	0	19.2	17	8	6	3	1	8	1	15	0	0	.233
Cook,R	1	1	6.10	12	0	0	5	0	0	10.1	7	7	7	0	1	2	0	13	1	0	.189
Doolittle	0	0	0.00	7	0	0	6	0	4	6.2	7	0	0	0	1	0	11	0	0	0	.259
Gray,S	1	4	4.38	6	6	0	0	0	0	39.0	39	21	19	4	1	13	0	28	6	0	.264
Gregerson	1	2	5.19	10	0	0	2	0	0	8.2	6	6	5	2	1	0	0	5	1	0	.182
Hammel,J	1	1	2.86	4	4	0	0	0	0	22.0	20	7	7	5	2	8	0	15	2	0	.235
Kazmir,S	2	4	7.80	6	6	0	0	0	0	30.0	38	26	26	3	0	12	0	16	0	0	.319
Lester,J	3	2	2.66	6	6	1	0	1	0	40.2	35	14	12	3	0	8	0	37	1	0	.230
O'Flaherty	0	0	1.42	8	0	0	4	0	1	6.1	4	1	1	1	0	3	0	5	1	0	.200
Otero,D	1	0	1.26	11	0	0	3	0	0	14.1	14	2	2	0	0	4	2	9	0	0	.269
Pomeranz,	0	0	0.00	1	1	0	0	0	0	5.1	3	1	0	0	0	1	0	7	0	0	.150
Samardzij	2	3	3.92	6	6	1	0	0	0	39.0	37	19	17	4	1	6	0	35	3	0	.240
Scribner,	0	0	9.00	2	0	0	1	0	0	2.0	2	2	2	2	0	0	0	0	0	0	.250
OAKLAND	12	17	3.71	29	29	2	27	2	5	252.1	233	114	104	27	7	68	3	206	15	0	.244
OPPONENTS	17	12	3.15	29	29	1	28	4	9	254.2	210	103	89	22	9	99	5	201	7	0	.223

REVIEW

SEPTEMBER STATISTICS

PLAYER	AVG	G	AB	R	H	TB	2B	3B	HR	RBI	SH	SF	HP	BB	IBB	SO	SB	CS	GI			E	SLG	OBP
																			DP	DP	DP			
+Anderson,B	.000	1	1	0	0	0	0	0	0	0	0	0	0	0	0	0	0	0	0	1	0	.000	.000	
+Burns,B	1.000	10	1	4	1	1	0	0	0	0	0	0	0	0	0	0	3	1	0	0	.000	1.000		
Callaspo,A	.130	15	23	1	3	4	1	0	0	0	0	0	4	0	3	0	0	0	0	0	.174	.259		
Crisp,C	.215	23	93	7	20	21	1	0	0	2	0	0	11	0	12	3	1	2	0	2	.226	.298		
Donaldson,	.233	26	103	12	24	39	6	0	3	10	0	0	11	3	21	0	0	4	2	.379	.307			
Dunn,A	.212	25	66	6	14	21	1	0	2	10	0	4	6	0	27	0	0	0	0	0	.318	.316		
Freiman,N	.182	14	33	4	6	9	0	0	1	3	0	0	2	0	8	0	0	4	1	.273	.229			
Fuld,S	.173	25	75	8	13	21	3	1	1	10	3	0	8	1	13	2	0	1	0	.280	.253			
Gentry,C	.267	7	15	1	4	5	1	0	0	2	1	0	0	3	0	1	0	1	0	.333	.389			
Gomes,J	.219	17	32	3	7	8	1	0	0	0	0	0	3	1	9	0	0	0	1	.250	.286			
Lowrie,J	.295	26	95	6	28	34	1	1	1	8	0	1	5	1	14	0	0	3	2	.358	.337			
Moss,B	.151	22	53	10	8	17	3	0	2	5	0	1	1	10	0	17	0	0	2	.321	.292			
Norris,D	.261	21	69	8	18	21	1	1	0	6	0	0	8	0	16	0	1	4	3	.304	.338			
Parrino,A	.200	4	5	1	1	1	0	0	0	0	0	0	0	0	1	0	0	0	0	.200	.200			
Punto,N	.211	9	19	2	4	8	0	2	0	1	0	0	1	0	5	0	0	0	1	.421	.250			
Reddick,J	.324	20	68	11	22	37	5	2	14	0	2	0	5	0	8	0	0	1	1	.544	.360			
Sogard,E	.250	22	52	3	13	13	0	0	0	4	1	0	0	2	0	7	1	2	0	1	.250	.278		
Soto,G	.243	12	37	2	9	12	3	0	0	8	1	0	0	4	0	7	0	0	3	.324	.317			
Vogt,S	.121	13	33	2	4	4	0	0	0	3	0	0	5	1	6	0	0	1	0	.121	.237			

Abad,F	.000	9	0	0	0	0	0	0	0	0	0	0	0	0	0	0	0	0	0	.000	.000	
Chavez,J	.000	2	0	0	0	0	0	0	0	0	0	0	0	0	0	0	0	0	0	.000	.000	
Cook,R	.000	7	0	0	0	0	0	0	0	0	0	0	0	0	0	0	0	0	0	.000	.000	
Doolittle,	.000	7	0	0	0	0	0	0	0	0	0	0	0	0	0	0	0	0	0	.000	.000	
Gray,S	.000	6	0	0	0	0	0	0	0	0	0	0	0	0	0	0	0	0	1	.000	.000	
Gregerson,	.000	12	0	0	0	0	0	0	0	0	0	0	0	0	0	0	0	0	0	.000	.000	
Hammel,J	.000	5	0	0	0	0	0	0	0	1	0	0	0	0	0	0	0	0	0	.000	.000	
Kazmir,S	.000	5	0	0	0	0	0	0	0	0	0	0	0	0	0	0	0	0	0	.000	.000	
Lester,J	.000	5	0	0	0	0	0	0	0	0	0	0	0	0	0	0	0	0	0	.000	.000	
O'Flaherty	.000	5	0	0	0	0	0	0	0	0	0	0	0	0	0	0	0	0	0	.000	.000	
Otero,D	.000	12	0	0	0	0	0	0	0	0	0	0	0	0	0	0	0	0	0	.000	.000	
Pomeranz,D	.000	2	0	0	0	0	0	0	0	0	0	0	0	0	0	0	0	0	0	.000	.000	
Rodriguez,	.000	1	0	0	0	0	0	0	0	0	0	0	0	0	0	0	0	0	0	.000	.000	
Samardzija	.000	5	0	0	0	0	0	0	0	0	0	0	0	0	0	0	0	0	0	.000	.000	
Scribner,E	.000	5	0	0	0	0	0	0	0	0	0	0	0	0	0	0	0	0	0	.000	.000	
PITCHERS	.000	26	0	0	0	0	0	0	0	1	0	0	0	0	0	0	0	0	1	.000	.000	
OAKLAND	.228	26	873	91	199	276	27	7	12	86	7	3	6	88	7	175	9	6	26	18	.316	.302
OPPONENT	.226	26	846	85	191	306	39	2	24	81	8	5	8	48	6	221	23	14	20	19	.362	.272

PITCHER	W	L	ERA	G	GS	CG	GFSHO	SV	IP	H	R	ER	HR	HB	BB	IBB	SO	WP	BK	AVG	
																					Abad,F
Chavez,J	0	1	27.00	2	0	0	1	0	0.2	3	2	2	1	0	0	0	2	0	0	.600	
Cook,R	0	1	3.18	7	0	0	2	0	5.2	2	2	2	0	0	3	0	6	1	0	.125	
Doolittle	1	1	6.14	7	0	0	6	0	2	7.1	4	5	5	1	0	3	1	9	0	.154	
Gray,S	1	3	3.29	6	6	1	0	1	0	41.0	33	18	15	4	2	12	0	34	2	.229	
Gregerson	2	2	0.73	12	0	0	5	0	0	12.1	11	3	1	1	0	3	2	10	2	.250	
Hammel,J	1	1	2.20	5	4	0	1	0	0	28.2	20	7	7	3	1	3	0	27	0	.198	
Kazmir,S	1	2	4.35	5	5	1	0	0	0	31.0	31	18	15	2	0	8	1	32	2	.252	
Lester,J	3	2	2.00	5	5	0	0	0	0	36.0	31	10	8	4	1	8	0	34	0	.235	
O'Flaherty	0	0	3.86	5	0	0	1	0	0	4.2	4	2	2	2	1	0	0	3	0	.235	
Otero,D	0	1	3.18	12	0	0	1	0	0	11.1	9	4	4	1	0	2	1	8	1	.220	
Pomeranz,	0	0	0.00	2	1	0	0	0	0	8.0	2	0	0	0	1	2	0	9	0	.077	
Rodriguez	0	0	0.00	1	0	0	1	0	0	1.0	0	0	0	0	0	0	0	0	0	.000	
Samardzij	1	2	2.25	5	5	0	0	0	0	36.0	29	10	9	4	0	2	0	37	0	.225	
Scribner,	0	0	6.23	5	0	0	2	0	0	4.1	6	3	3	1	1	0	0	8	0	.316	
OAKLAND	10	16	2.85	26	26	2	24	2	2	233.2	191	85	74	24	8	48	6	221	8	0	.226
OPPONENTS	16	10	2.95	26	26	0	26	3	12	234.2	199	91	77	12	6	88	7	175	15	1	.228

STATS AT HOME

BATTER	AVG	G	AB	R	H	2B	3B	HR	RBI	SH	SF	HP	BB	SO	SB	CS	DP	E
Anderson,B	.000	1	1	0	0	0	0	0	0	0	0	0	0	0	0	0	1	0
Barton,D	.182	15	33	2	6	1	0	0	1	0	0	0	2	6	0	0	0	1
Blanks,K	.381	10	21	8	8	0	0	2	2	0	0	1	4	7	0	0	0	1
SEASON TOTAL	.323	15	31	9	10	0	0	2	2	0	0	1	4	10	0	0	0	1
Burns,B	.000	5	0	2	0	0	0	0	0	0	0	0	0	0	1	0	0	0
Callaspo,A	.270	57	178	17	48	7	0	3	21	0	3	1	16	18	0	1	6	4
Cespedes,Y	.249	50	189	33	47	7	2	11	33	0	1	0	17	33	0	1	4	1
SEASON TOTAL	.252	75	286	48	72	13	2	13	49	0	3	0	22	58	3	1	8	2
Crisp,C	.274	64	234	33	64	9	3	4	31	1	4	0	34	36	13	2	1	1
Donaldson,J	.233	78	296	40	69	15	0	11	45	0	2	3	37	60	5	0	4	11
Dunn,A	.250	15	36	6	9	0	0	2	6	0	0	4	3	13	0	0	0	0
SEASON TOTAL	.205	71	229	25	47	9	0	9	37	0	4	5	36	91	0	0	2	1
Freiman,N	.245	22	49	6	12	4	0	1	7	0	0	0	5	12	0	0	2	1
Fuld,S	.185	33	108	10	20	3	4	0	9	0	0	0	10	20	6	1	2	0
SEASON TOTAL	.209	60	191	16	40	7	4	0	18	1	1	0	22	33	12	3	2	1
Gentry,C	.308	45	117	21	36	4	0	0	11	2	0	5	9	22	10	2	1	0
Gomes,J	.200	19	35	3	7	0	0	0	2	0	0	0	5	10	0	0	0	1
SEASON TOTAL	.234	60	145	17	34	6	0	4	23	0	2	2	20	42	0	0	3	4
Jaso,J	.280	49	150	23	42	10	1	5	21	0	1	5	18	32	1	0	4	0
Lowrie,J	.251	73	267	33	67	13	2	4	22	2	2	1	30	38	0	0	7	9
Moss,B	.197	70	228	30	45	9	1	12	34	0	2	3	31	70	0	0	4	1
Norris,D	.303	64	185	26	56	11	0	7	38	0	1	1	29	39	1	1	5	4
Parrino,A	.217	10	23	2	5	2	0	1	3	0	1	1	1	9	0	0	0	1
Punto,N	.212	32	85	12	18	3	2	1	10	1	0	0	12	24	2	1	2	5
Reddick,J	.312	51	173	30	54	12	2	5	22	0	3	1	15	22	0	1	1	2
Sogard,E	.263	59	133	20	35	6	0	1	11	4	2	1	19	19	8	1	3	5
Soto,G	.174	7	23	2	4	2	0	0	7	0	0	0	4	4	0	0	3	1
SEASON TOTAL	.205	11	39	4	8	3	0	1	9	0	0	0	4	8	0	0	4	1
Vogt,S	.269	44	134	17	36	6	2	4	18	0	1	0	10	22	0	0	0	0
PITCHERS	.000	81	1	0	0	0	0	0	0	0	0	0	0	0	0	0	0	2
TOTALS	.255	81	2699	376	688	124	19	74	354	10	23	27	311	516	47	11	50	51

PITCHER	ERA	W	L	G	GS	CG	SHO	SV	IP	AB	H	R	ER	HR	HB	BB	SO	WP	AVG
Abad,F	2.48	1	4	36	0	0	0	0	32.2	109	20	10	9	4	3	9	24	0	.183
Chavez,J	2.67	5	2	15	9	0	0	0	67.1	252	59	21	20	4	2	25	57	3	.234
Cook,R	3.03	1	2	29	0	0	0	0	29.2	100	18	10	10	2	1	10	30	1	.180
Doolittle,S	1.72	2	2	34	0	0	0	12	36.2	126	17	7	7	2	0	5	51	0	.135
Francis,J	18.00	0	0	2	0	0	0	0	3.0	16	7	6	6	0	0	0	1	1	.438
SEASON TOTAL	9.31	1	1	5	1	0	0	0	9.2	43	14	10	10	2	0	6	1	3.26	
Gray,S	3.60	8	7	18	18	0	0	0	115.0	432	108	52	46	10	2	39	103	8	.250
Gregerson,L	1.85	2	2	39	0	0	0	1	39.0	138	28	8	8	2	0	7	28	3	.203
Hammel,J	2.56	2	1	6	5	0	0	0	31.2	118	28	9	9	4	1	10	25	2	.237
SEASON TOTAL	2.43	6	2	13	12	0	0	0	77.2	282	63	21	21	10	2	17	66	5	.223
Johnson,J	12.86	0	2	17	0	0	0	2	14.0	67	30	20	20	2	2	13	11	1	.448
SEASON TOTAL	11.09	0	2	24	0	0	0	2	18.2	86	34	25	23	2	2	19	15	1	.395
Kazmir,S	3.62	8	4	16	16	1	0	0	102.0	386	96	46	41	7	2	22	82	7	.249
Lester,J	2.01	3	2	6	6	1	1	0	44.2	163	37	12	10	3	0	6	37	1	.227
SEASON TOTAL	1.95	8	6	17	17	1	1	0	120.0	448	102	38	26	5	2	23	124	2	.228
Lindblom,J	3.86	0	0	1	1	0	0	0	4.2	19	5	2	2	1	1	2	2	0	.263
Mills,B	4.50	0	0	1	1	0	0	0	4.0	15	4	3	2	0	1	4	4	0	.267
SEASON TOTAL	15.00	0	0	2	1	0	0	0	6.0	28	11	11	10	3	1	5	7	0	.393
Milone,T	2.74	3	0	8	8	0	0	0	49.1	186	42	15	15	5	2	13	33	0	.226
SEASON TOTAL	4.14	3	1	11	11	0	0	0	58.2	236	61	30	27	7	3	19	40	0	.258
O'Flaherty,E	0.00	1	0	11	0	0	0	0	9.1	34	4	0	0	0	0	1	1	5	.118
Otero,D	2.63	3	1	35	0	0	0	1	41.0	158	42	14	12	2	1	5	17	0	.266
Pomeranz,D	3.48	4	1	10	5	0	0	0	31.0	111	19	13	12	3	1	12	34	0	.171
Rodriguez,F	0.00	1	0	4	0	0	0	0	4.0	14	2	0	0	0	0	0	2	0	.143
Samardzija,J	3.12	4	2	9	9	0	0	0	60.2	225	49	22	21	8	3	7	48	1	.218
SEASON TOTAL	2.68	5	6	18	18	0	0	0	121.0	446	97	43	36	12	6	24	105	5	.217
Savery,J	0.00	0	0	2	0	0	0	0	2.0	7	1	0	0	0	0	0	0	0	.143
Scribner,E	5.06	0	0	6	0	0	0	0	5.1	23	7	3	3	1	1	0	5	0	.304
Straily,D	4.76	0	1	3	3	0	0	0	17.0	62	15	9	9	5	1	7	16	2	.242
SEASON TOTAL	6.75	0	1	6	3	0	0	0	21.1	82	22	16	16	6	1	11	22	2	.268
TOTALS	3.17	48	33	81	81	2	8	16	744.0	2761	638	282	262	65	25	197	615	32	.231

STATS ON THE ROAD

BATTER	AVG	G	AB	R	H	2B	3B	HR	RBI	SH	SF	HP	BB	SO	SB	CS	DP	E
Barton,D	.125	15	24	5	3	0	0	0	4	0	1	1	3	8	0	0	0	2
Blanks,K	.292	11	24	1	7	1	0	0	5	0	1	1	4	6	0	0	3	0
Burns,B	.167	8	6	2	1	0	0	0	0	0	0	0	0	2	1	0	1	0
Callaspo,A	.186	70	226	20	42	8	0	1	18	0	3	0	24	32	0	0	12	4
Cespedes,Y	.262	51	210	29	55	19	1	6	34	0	3	1	11	47	3	1	4	3
SEASON TOTAL	.268	77	314	41	84	23	4	9	51	0	4	3	13	70	4	1	5	4
Crisp,C	.218	62	229	35	50	12	0	5	16	0	2	0	32	30	6	3	2	2
Donaldson,J	.276	80	312	53	86	16	2	18	53	0	2	4	39	70	3	0	12	12
Dunn,A	.167	10	30	0	5	1	0	0	4	0	0	0	3	14	0	0	0	0
SEASON TOTAL	.235	60	200	24	47	9	0	13	27	0	0	2	35	68	1	1	3	1
Freiman,N	.184	14	38	6	7	1	0	4	8	0	0	1	0	11	0	0	4	2
Fuld,S	.241	27	79	15	19	3	0	3	10	3	0	0	7	14	3	0	0	0
SEASON TOTAL	.275	53	160	24	44	9	0	4	18	5	1	0	21	30	9	1	0	1
Gentry,C	.200	49	115	17	23	2	1	0	1	0	0	0	8	22	10	0	1	1
Gomes,J	.276	15	29	3	8	1	0	0	3	0	2	0	4	8	0	0	1	0
SEASON TOTAL	.234	52	128	11	30	2	0	2	14	0	5	4	15	46	0	0	3	0
Jaso,J	.248	50	157	19	39	8	2	4	19	0	1	2	10	28	1	0	1	1
Lowrie,J	.247	63	235	26	58	16	1	2	28	0	4	4	21	41	0	0	7	4
Moss,B	.265	77	272	40	72	14	1	13	47	0	1	7	36	83	1	0	2	6
Norris,D	.240	63	200	20	48	8	1	3	17	1	0	0	25	47	1	1	7	2
Parrino,A	.087	11	23	2	2	1	0	0	0	0	0	0	2	5	0	0	1	0
Punto,N	.204	41	113	9	23	4	0	1	4	0	0	0	13	32	1	0	3	2
Reddick,J	.221	58	190	23	42	4	5	7	32	0	0	0	13	41	1	0	2	3
Sogard,E	.190	58	158	18	30	4	0	0	11	0	0	0	12	18	3	3	3	5
Soto,G	.368	7	19	1	7	2	0	0	1	1	0	0	2	4	0	0	0	2
SEASON TOTAL	.293	13	41	4	12	3	0	0	2	1	0	0	2	11	0	0	2	2
Vogt,S	.289	40	135	9	39	4	0	5	17	0	0	1	6	17	1	0	2	2
PITCHERS	.000	81	22	0	0	0	0	0	0	4	0	0	0	10	0	0	1	6
TOTALS	.234	81	2846	353	666	129	14	72	332	9	20	22	275	588	36	9	68	60

PITCHER	ERA	W	L	G	GS	CG	SHO	SV	IP	AB	H	R	ER	HR	HB	BB	SO	WP	AVG
Abad,F	0.36	1	0	33	0	0	0	0	24.2	85	14	1	1	0	1	6	27	0	.165
Chavez,J	4.12	3	6	17	12	0	0	0	78.2	310	83	43	36	13	3	24	79	4	.268
Cook,R	3.98	0	1	25	0	0	0	1	20.1	74	14	9	9	1	1	12	20	2	.189
Doolittle,S	4.15	0	2	27	0	0	0	10	26.0	99	21	12	12	3	0	3	38	0	.212
Francis,J	2.61	0	1	7	0	0	0	1	10.1	33	4	3	3	1	1	3	9	0	.121
Gray,S	2.51	6	3	15	15	2	2	0	104.0	373	79	32	29	5	5	35	80	7	.212
Gregerson,L	2.43	3	3	33	0	0	0	2	33.1	126	30	12	9	4	1	8	31	3	.238
Hammel,J	5.75	0	5	7	7	0	0	0	36.0	142	38	25	23	9	2	11	29	0	.268
SEASON TOTAL	4.29	4	9	17	17	0	0	0	98.2	374	91	49	47	13	6	27	92	1	.243
Johnson,J	4.10	4	0	21	0	0	0	0	26.1	103	30	13	12	3	1	10	17	3	.291
SEASON TOTAL	4.93	5	0	30	0	0	0	0	34.2	131	35	21	19	3	4	16	27	3	.267
Kazmir,S	3.46	7	5	16	16	1	0	0	88.1	331	75	35	34	9	2	28	82	2	.227
Lester,J	2.81	3	2	5	5	0	0	0	32.0	121	29	12	10	4	1	10	34	0	.240
SEASON TOTAL	3.07	8	5	15	15	0	0	0	99.2	373	92	38	34	11	3	25	96	1	.247
Mills,B	4.38	1	1	2	2	0	0	0	12.1	50	15	6	6	2	0	3	10	1	.300
SEASON TOTAL	6.75	1	1	3	2	0	0	0	14.2	59	18	11	11	2	1	6	12	1	.305
Milone,T	4.40	3	3	8	8	0	0	0	47.0	186	49	27	23	7	2	13	28	0	.263
SEASON TOTAL	4.25	3	3	11	10	0	0	0	59.1	238	67	33	28	9	2	18	35	0	.282
O'Flaherty,E	4.22	0	0	10	0	0	0	1	10.2	39	11	5	5	3	1	3	10	1	.282
Otero,D	1.97	5	1	37	0	0	0	0	45.2	166	38	10	10	2	1	10	28	1	.229
Pomeranz,D	1.42	1	3	10	5	0	0	0	38.0	139	32	9	6	4	0	14	30	0	.230
Rodriguez,,F	1.80	0	0	3	0	0	0	0	5.0	17	2	1	1	0	0	2	2	0	.118
Samardzija,J	3.18	1	4	7	7	2	0	0	51.0	186	43	20	18	5	1	5	51	3	.231
SEASON TOTAL	3.38	2	7	15	15	2	0	0	98.2	369	94	43	37	8	4	19	97	5	.255
Savery,J	0.00	0	0	1	0	0	0	0	2.0	7	2	0	0	0	0	1	0	0	.286
Scribner,E	4.26	1	0	7	0	0	0	0	6.1	23	4	3	3	0	0	6	0	0	.174
Straily,D	5.06	1	1	4	4	0	0	0	21.1	80	18	12	12	4	0	8	18	0	.225
SEASON TOTAL	6.75	1	2	8	5	0	0	0	30.2	122	31	25	23	4	1	13	25	0	.254
TOTALS	3.28	40	41	81	81	5	5	15	719.1	2690	631	290	262	82	23	209	629	27	.235

STATS DURING THE DAY

BATTER	AVG	G	AB	R	H	2B	3B	HR	RBI	SH	SF	HP	BB	SO	SB	CS	DP	E	
Anderson,B	.000	1	1	0	0	0	0	0	0	0	0	0	0	0	0	0	1	0	
Barton,D	.125	11	24	3	3	1	0	0	2	0	0	3	7	0	0	0	1		
Blanks,K	.500	8	14	6	7	0	0	1	2	0	0	4	1	0	0	0	1		
SEASON TOTAL	.500	9	16	6	8	0	0	1	2	0	0	4	1	0	0	0	1		
Burns,B	.000	6	4	3	0	0	0	0	0	0	0	0	0	0	1	0	0	1	
Callaspo,A	.214	47	154	15	33	4	0	1	14	0	3	0	11	26	0	1	6	5	
Cespedes,Y	.245	38	159	17	39	8	1	5	22	0	2	0	8	32	0	2	3	2	
SEASON TOTAL	.252	52	210	26	53	10	1	6	32	0	3	0	13	48	0	2	4	2	
Crisp,C	.241	40	145	20	35	3	1	2	11	0	3	0	20	23	6	2	1	1	
Donaldson,J	.242	57	223	36	54	12	0	9	32	0	2	2	25	54	3	0	5	4	
Dunn,A	.200	11	30	3	6	0	0	2	5	0	0	2	2	12	0	0	0	0	
SEASON TOTAL	.188	50	160	16	30	5	0	8	22	0	2	3	30	70	0	1	2	2	
Freiman,N	.240	11	25	3	6	1	0	2	6	0	0	1	0	6	0	0	1	0	
Fuld,S	.160	22	75	10	12	1	1	2	7	1	0	0	5	12	2	0	1	0	
SEASON TOTAL	.229	44	144	17	33	7	1	2	16	2	1	0	17	27	7	2	1	2	
Gentry,C	.256	35	82	14	21	2	0	0	6	1	0	2	5	19	8	0	2	1	
Gomes,J	.250	8	16	1	4	0	0	0	2	0	0	0	1	4	0	0	0	0	
SEASON TOTAL	.244	33	82	8	20	0	0	2	14	0	1	0	8	21	0	0	1	1	
Jaso,J	.266	32	109	11	29	7	2	3	16	0	0	3	8	19	0	0	1	0	
Lowrie,J	.271	51	177	23	48	9	0	3	15	1	2	2	19	20	0	0	5	6	
Moss,B	.263	51	179	29	47	13	2	7	31	0	1	3	22	47	1	0	3	2	
Norris,D	.274	41	117	14	32	5	0	6	21	0	0	0	8	22	23	1	1	3	3
Parrino,A	.231	5	13	2	3	1	0	0	0	0	0	0	1	4	0	0	0	0	
Punto,N	.300	28	70	13	21	4	2	2	10	1	0	0	14	16	1	0	1	1	
Reddick,J	.240	37	129	12	31	10	2	2	19	0	2	0	9	28	0	0	2	2	
Sogard,E	.209	42	110	11	23	3	0	1	3	1	0	1	7	17	3	1	2	4	
Soto,G	.235	5	17	0	4	1	0	0	5	0	0	0	2	6	0	0	0	1	
SEASON TOTAL	.250	8	28	1	7	2	0	0	5	0	0	0	2	11	0	0	1	1	
Vogt,S	.235	28	102	7	24	3	2	1	11	0	1	1	4	10	0	0	2	1	
PITCHERS	.000	58	11	0	0	0	0	0	0	0	0	0	4	0	0	0	0	3	
TOTALS	.243	58	1986	253	482	88	13	49	240	5	16	17	192	390	26	7	39	39	

PITCHER	ERA	W	L	G	GS	CG	SHO	SV	IP	AB	H	R	ER	HR	HB	BB	SO	WP	AVG
Abad,F	1.82	0	2	28	0	0	0	0	24.2	81	12	5	5	1	0	6	20	0	.148
Chavez,J	2.90	3	3	13	8	0	0	0	59.0	229	61	21	19	6	0	23	50	1	.266
Cook,R	8.25	0	2	16	0	0	0	1	12.0	46	12	11	11	1	0	13	11	1	.261
Doolittle,S	1.29	1	0	20	0	0	0	5	21.0	73	10	3	3	2	0	1	28	0	.137
Francis,J	0.00	0	0	3	0	0	0	1	2.2	8	0	0	0	0	0	1	3	0	.000
SEASON TOTAL	2.70	0	0	4	0	0	0	1	3.1	11	1	1	1	1	0	1	4	0	.091
Gray,S	3.22	6	3	12	12	1	1	0	78.1	297	74	34	28	3	4	28	58	4	.249
Gregerson,L	2.78	1	1	26	0	0	1	22.2	81	20	7	7	3	0	6	20	4	.247	
Hammel,J	3.81	1	1	5	4	0	0	0	28.1	104	22	12	12	4	1	7	25	1	.212
SEASON TOTAL	2.89	6	5	15	14	0	0	0	93.1	333	66	30	30	8	4	22	88	2	.198
Johnson,J	5.79	2	0	17	0	0	2	18.2	77	26	12	12	1	1	11	13	2	.338	
SEASON TOTAL	5.24	2	0	21	0	0	2	22.1	91	28	15	13	1	3	13	18	2	.308	
Kazmir,S	2.99	5	3	12	12	1	0	0	75.1	276	58	26	25	2	1	19	70	2	.210
Lester,J	2.60	2	2	4	4	0	0	0	27.2	105	28	10	8	2	0	5	22	0	.267
SEASON TOTAL	2.32	5	6	14	14	0	0	0	101.0	371	81	33	26	6	3	16	104	1	.218
Milone,T	3.92	2	2	7	7	0	0	0	41.1	158	36	19	18	7	1	12	29	0	.228
SEASON TOTAL	5.06	2	3	8	8	0	0	0	42.2	167	40	26	24	7	2	14	30	0	.240
O'Flaherty,E	0.00	0	0	6	0	0	0	0	6.0	24	3	0	0	0	1	1	4	1	.125
Otero,D	2.62	5	2	28	0	0	0	0	34.1	132	36	10	10	2	1	4	17	1	.273
Pomeranz,D	1.17	1	2	6	4	0	0	0	23.0	82	14	4	3	2	1	8	23	0	.171
Rodriguez,F	3.38	0	0	2	0	0	0	0	2.2	9	1	1	1	0	0	1	0	.111	
Samardzija,J	4.32	2	2	4	4	0	0	0	25.0	96	24	13	12	3	0	3	19	2	.250
SEASON TOTAL	3.50	4	6	13	13	0	0	0	82.1	315	77	38	32	7	1	20	72	5	.244
Savery,J	0.00	0	0	2	0	0	0	0	3.0	11	3	0	0	0	0	1	0	0	.273
Scribner,E	2.25	0	0	4	0	0	0	0	4.0	16	4	1	1	1	0	0	2	0	.250
Straily,D	3.32	1	1	3	3	0	0	0	19.0	65	12	7	7	5	0	7	15	1	.185
SEASON TOTAL	5.40	1	1	6	3	0	0	0	23.1	85	19	14	14	6	0	11	21	1	.224
TOTALS	3.10	32	26	58	58	2	6	10	528.2	1970	456	196	182	45	11	157	430	20	.231

STATS AT NIGHT

BATTER	AVG	G	AB	R	H	2B	3B	HR	RBI	SH	SF	HP	BB	SO	SB	CS	DP	E
Barton,D	.182	19	33	4	6	0	0	0	3	0	1	1	2	7	0	0	0	2
Blanks,K	.258	13	31	3	8	1	0	1	5	0	1	2	4	12	0	0	3	0
SEASON TOTAL	.231	17	39	4	9	1	0	1	5	0	1	2	4	15	0	0	3	0
Burns,B	.500	7	2	1	1	0	0	0	0	0	0	0	0	2	1	0	0	0
Callaspo,A	.228	80	250	22	57	11	0	3	25	0	3	1	29	24	0	0	12	3
Cespedes,Y	.263	63	240	45	63	18	2	12	45	0	2	1	20	48	3	0	5	2
SEASON TOTAL	.264	100	390	63	103	26	5	16	68	0	4	3	22	80	7	0	9	4
Crisp,C	.248	86	318	48	79	18	2	7	36	1	3	0	46	43	13	3	2	2
Donaldson,J	.262	101	385	57	101	19	2	20	66	0	2	5	51	76	5	0	11	19
Dunn,A	.222	14	36	3	8	1	0	0	5	0	0	2	4	15	0	0	0	0
SEASON TOTAL	.238	81	269	33	64	13	0	14	42	0	2	4	41	89	1	0	3	0
Freiman,N	.210	25	62	9	13	4	0	3	9	0	0	0	5	17	0	0	5	3
Fuld,S	.241	38	112	15	27	5	3	1	12	2	0	0	12	22	7	1	1	0
SEASON TOTAL	.246	69	207	23	51	9	3	2	20	4	1	0	26	36	14	2	1	0
Gentry,C	.253	59	150	24	38	4	1	0	6	1	0	3	12	25	12	2	0	0
Gomes,J	.229	26	48	5	11	1	0	0	3	0	2	0	8	14	0	0	1	1
SEASON TOTAL	.230	79	191	20	44	8	0	4	23	0	6	6	27	67	0	0	5	3
Jaso,J	.263	67	198	31	52	11	1	6	24	0	2	4	20	41	2	0	4	1
Lowrie,J	.237	85	325	36	77	20	3	3	35	1	4	3	32	59	0	0	9	7
Moss,B	.218	96	321	41	70	10	0	18	50	0	2	7	45	106	0	0	3	5
Norris,D	.269	86	268	32	72	14	1	4	34	1	1	1	32	63	1	1	9	3
Parrino,A	.121	16	33	2	4	2	0	1	3	0	1	1	2	10	0	0	1	1
Punto,N	.156	45	128	8	20	3	0	0	4	0	0	0	11	40	2	1	4	6
Reddick,J	.278	72	234	41	65	6	5	10	35	0	1	1	19	35	1	1	1	3
Sogard,E	.232	75	181	27	42	7	0	0	19	3	2	0	24	20	8	3	4	6
Soto,G	.280	9	25	3	7	3	0	0	3	1	0	0	4	2	0	0	3	2
SEASON TOTAL	.250	16	52	7	13	4	0	1	6	1	0	0	4	8	0	0	5	2
Vogt,S	.305	56	167	19	51	7	0	8	24	0	0	0	12	29	1	0	0	1
PITCHERS	.000	104	12	0	0	0	0	0	0	4	0	0	0	6	0	0	1	5
TOTALS	.245	104	3559	476	872	165	20	97	446	14	27	32	394	714	57	13	79	72

PITCHER	ERA	W	L	G	GS	CG	SHO	SV	IP	AB	H	R	ER	HR	HB	BB	SO	WP	AVG
Abad,F	1.38	2	2	41	0	0	0	0	32.2	113	22	6	5	3	4	9	31	0	.195
Chavez,J	3.83	5	5	19	13	0	0	0	87.0	333	81	43	37	11	5	26	86	6	.243
Cook,R	1.89	1	1	38	0	0	0	0	38.0	128	20	8	8	2	2	9	39	2	.156
Doolittle,S	3.46	1	4	41	0	0	0	17	41.2	152	28	16	16	3	0	7	61	0	.184
Francis,J	7.59	0	1	6	0	0	0	0	10.2	41	11	9	9	1	1	2	7	1	.268
SEASON TOTAL	6.48	1	2	8	1	0	0	0	16.2	65	17	12	12	2	1	2	11	1	.262
Gray,S	3.01	8	7	21	21	1	1	0	140.2	508	113	50	47	12	3	46	125	11	.222
Gregerson,L	1.81	4	4	46	0	0	0	2	49.2	183	38	13	10	3	1	9	39	2	.208
Hammel,J	4.58	1	5	8	8	0	0	0	39.1	156	44	22	20	9	2	14	29	1	.282
SEASON TOTAL	4.12	4	6	15	15	0	0	0	83.0	323	88	40	38	15	4	22	70	4	.272
Johnson,J	8.31	2	2	21	0	0	0	0	21.2	93	34	21	20	4	2	12	15	2	.366
SEASON TOTAL	8.42	3	2	33	0	0	0	0	31.0	126	41	31	29	4	3	22	24	2	.325
Kazmir,S	3.91	10	6	20	20	1	0	0	115.0	441	113	55	50	14	3	31	94	7	.256
Lester,J	2.20	4	2	7	7	1	1	0	49.0	179	38	14	12	5	1	11	49	1	.212
SEASON TOTAL	2.58	11	5	18	18	1	1	0	118.2	450	113	43	34	10	2	32	116	2	.251
Lindblom,J	3.86	0	0	1	1	0	0	0	4.2	19	5	2	2	1	1	2	2	0	.263
Mills,B	4.41	1	1	3	3	0	0	0	16.1	65	19	9	8	2	1	7	14	1	.292
SEASON TOTAL	9.15	1	1	5	3	0	0	0	20.2	87	29	22	21	5	2	11	19	1	.333
Milone,T	3.27	4	1	9	9	0	0	0	55.0	214	55	23	20	5	3	14	32	0	.257
SEASON TOTAL	3.70	4	1	14	13	0	0	0	75.1	307	88	37	31	9	3	23	45	0	.287
O'Flaherty,E	3.21	1	0	15	0	0	0	1	14.0	49	12	5	5	3	1	3	11	2	.245
Otero,D	2.06	3	0	44	0	0	0	1	52.1	192	44	14	12	2	1	11	28	0	.229
Pomeranz,D	2.93	4	2	14	6	0	0	0	46.0	168	37	18	15	5	0	18	41	0	.220
Rodriguez,,F	0.00	1	0	5	0	0	0	0	6.1	22	3	0	0	0	0	0	0	0	.136
Samardzija,J	2.80	3	4	12	12	2	0	0	86.2	315	68	29	27	10	4	9	80	2	.216
SEASON TOTAL	2.69	3	7	20	20	2	0	0	137.1	500	114	48	41	13	9	23	130	5	.228
Savery,J	0.00	0	0	1	0	0	0	0	1.0	3	0	0	0	0	0	0	0	0	.000
Scribner,E	5.87	1	0	9	0	0	0	0	7.2	30	7	5	5	3	1	0	9	0	.233
Straily,D	6.52	0	1	4	4	0	0	0	19.1	77	21	14	14	4	1	8	19	1	.273
SEASON TOTAL	7.85	0	2	8	5	0	0	0	28.2	119	34	27	25	4	2	13	26	1	.286
TOTALS	3.29	56	48	104	104	5	7	21	934.2	3481	813	376	342	102	37	249	814	39	.234

STATS VS. LEFT-HANDERS

BATTER	AVG	G	AB	R	H	2B	3B	HR	RBI	SH	SF	HP	BB	SO	SB	CS	DP	SLG	OBP	
Barton,D	.200	9	15	2	3	1	0	0	0	0	0	0	4	0	0	0	0	.267	.200	
Blanks,K	.300	15	30	8	9	0	0	2	4	0	1	1	4	8	0	0	2	.500	.389	
Burns,B	.167	5	6	2	1	0	0	0	0	0	0	0	0	0	2	0	0	.167	.167	
Callaspo,A	.196	74	148	15	29	5	0	1	9	0	1	1	14	20	0	0	9	.250	.268	
Cespedes,Y	.232	52	99	21	23	4	0	6	14	0	1	0	13	21	0	0	3	.455	.319	
SEASON TOTAL	.199	74	141	24	28	5	1	7	17	0	1	0	14	36	1	0	4	.397	.269	
Crisp,C	.227	73	150	15	34	7	0	4	16	0	1	0	13	22	3	0	3	.353	.287	
Donaldson,J	.275	74	153	31	42	10	1	14	32	0	0	2	24	25	2	0	4	.627	.380	
Dunn,A	.143	5	7	1	1	0	0	0	1	0	0	1	1	3	0	0	0	.143	.333	
SEASON TOTAL	.153	49	59	4	9	1	0	2	6	0	1	1	10	21	0	0	1	.271	.282	
Freiman,N	.224	29	67	8	15	4	0	5	13	0	0	0	4	15	0	0	5	.507	.268	
Fuld,S	.218	27	55	5	12	1	1	0	7	1	0	0	4	9	2	0	1	.273	.271	
SEASON TOTAL	.265	50	98	10	26	6	1	0	15	1	1	0	11	13	5	1	1	.347	.336	
Gentry,C	.266	55	124	15	33	4	1	0	2	1	0	3	9	19	14	2	1	.315	.331	
Gomes,J	.222	31	54	5	12	1	0	0	3	0	2	0	8	13	0	0	0	.241	.313	
SEASON TOTAL	.276	90	170	16	47	4	0	4	24	0	5	2	27	43	0	0	3	.371	.373	
Jaso,J	.167	20	24	1	4	1	0	0	5	0	0	1	2	5	0	0	0	.208	.259	
Lowrie,J	.228	73	145	17	33	8	1	1	11	1	3	0	12	26	0	0	5	.317	.281	
Moss,B	.264	54	87	13	23	2	0	4	11	0	0	2	12	32	0	0	2	.425	.366	
Norris,D	.311	71	151	19	47	9	0	5	29	0	1	0	21	25	0	1	3	.470	.393	
Parrino,A	.150	11	20	1	3	2	0	0	1	0	0	1	1	5	0	0	1	.250	.227	
Punto,N	.238	52	101	9	24	4	0	1	11	0	0	0	9	25	1	1	3	.307	.300	
Reddick,J	.222	56	99	7	22	1	1	0	8	0	0	1	7	21	0	1	1	.253	.280	
Sogard,E	.195	36	41	5	8	0	0	0	7	2	0	0	5	3	1	1	1	.195	.283	
Soto,G	.318	12	22	2	7	3	0	0	4	0	0	0	3	5	0	0	2	.455	.400	
SEASON TOTAL	.265	18	34	4	9	3	0	0	4	0	0	0	3	10	0	0	2	.353	.324	
Vogt,S	.205	26	39	5	8	2	1	1	6	0	0	0	3	5	0	0	2	.385	.262	
PITCHERS	.000	9	0	0	0	0	0	0	0	1	0	0	0	4	0	0	0	.000	.000	
TOTALS	.239	1646	207	393	69	6	44	194	6	10	13	169	315	25	6	48	.368	.313		
PITCHER	AVG	AB	H	HR	HB	BB	SO													
Abad,F	.191	89	17	1	4	7	35													
Chavez,J	.247	316	78	8	3	29	68													
Cook,R	.262	65	17	1	0	13	13													
Doolittle,S	.118	76	9	0	0	0	32													
Francis,J	.286	14	4	0	0	1	5													
Gray,S	.221	434	96	10	3	47	101													
Gregerson,L	.221	113	25	0	0	6	20													
Hammel,J	.245	139	34	7	1	9	30													
Johnson,J	.371	89	33	4	1	14	11													
Kazmir,S	.273	176	48	2	1	13	42													
Lester,J	.266	64	17	2	1	5	14													
Lindblom,J	.235	17	4	0	1	2	4													
Mills,B	.294	17	5	1	1	1	4													
Milone,T	.264	72	19	3	0	3	9													
O'Flaherty,E	.233	30	7	0	0	3	9													
Otero,D	.285	137	39	1	2	8	20													
Pomeranz,D	.232	56	13	2	0	6	17													
Rodriguez,,F	.091	11	1	0	0	2	3													
Samardzija,J	.228	206	47	4	1	6	53													
Savery,J	.400	5	2	0	0	0	0													
Scribner,E	.158	19	3	0	0	0	6													
Straily,D	.231	78	18	5	1	8	16													
TOTALS	.241	2223	536	51	20	183	510													

STATS VS. RIGHT-HANDERS

BATTER	AVG	G	AB	R	H	2B	3B	HR	RBI	SH	SF	HP	BB	SO	SB	CS	DP	SLG	OBP
Anderson,B	.000	1	1	0	0	0	0	0	0	0	0	0	0	0	0	0	1	.000	.000
Barton,D	.143	27	42	5	6	0	0	0	5	0	1	1	5	10	0	0	0	.143	.245
Blanks,K	.400	15	15	1	6	1	0	0	3	0	0	1	4	5	0	0	1	.467	.550
SEASON TOTAL	.320	20	25	2	8	1	0	0	3	0	0	1	4	8	0	0	1	.360	.433
Burns,B	.000	8	0	2	0	0	0	0	0	0	0	0	0	0	1	1	0	.000	.000
Callaspo,A	.238	104	256	22	61	10	0	3	30	0	5	0	26	30	0	1	9	.313	.303
Cespedes,Y	.263	97	300	41	79	22	3	11	53	0	3	1	15	59	3	2	5	.467	.298
SEASON TOTAL	.279	145	459	65	128	31	5	15	83	0	6	3	21	92	6	2	9	.466	.311
Crisp,C	.256	116	313	53	80	14	3	5	31	1	5	0	53	44	16	5	0	.367	.358
Donaldson,J	.248	151	455	62	113	21	1	15	66	0	4	5	52	105	6	0	12	.398	.329
Dunn,A	.220	23	59	5	13	1	0	2	9	0	0	3	5	24	0	0	0	.339	.313
SEASON TOTAL	.230	127	370	45	85	17	0	20	58	0	3	6	61	138	1	1	4	.438	.345
Freiman,N	.200	17	20	4	4	1	0	0	2	0	0	1	1	8	0	0	1	.250	.273
Fuld,S	.205	55	132	20	27	5	3	3	12	2	0	0	13	25	7	1	1	.356	.276
SEASON TOTAL	.229	105	253	30	58	10	3	4	21	5	1	0	32	50	16	3	1	.340	.315
Gentry,C	.241	62	108	23	26	2	0	0	10	1	0	2	8	25	6	0	1	.259	.305
Gomes,J	.300	10	10	1	3	0	0	0	2	0	0	0	1	5	0	0	1	.300	.364
SEASON TOTAL	.165	66	103	12	17	4	0	0	2	13	0	2	4	8	45	0	0	.262	.248
Jaso,J	.272	99	283	41	77	17	3	9	35	0	2	6	26	55	2	0	5	.449	.344
Lowrie,J	.258	127	357	42	92	21	2	5	39	1	3	5	39	53	0	0	9	.370	.337
Moss,B	.228	140	413	57	94	21	2	21	70	0	3	8	55	121	1	0	4	.441	.328
Norris,D	.244	113	234	27	57	10	1	5	26	1	0	1	33	61	2	1	9	.359	.340
Parrino,A	.154	17	26	3	4	1	0	1	2	0	1	0	2	9	0	0	0	.308	.297
Punto,N	.175	59	97	12	17	3	2	1	3	1	0	0	16	31	2	0	2	.278	.292
Reddick,J	.280	99	264	46	74	15	6	12	46	0	3	0	21	42	1	0	2	.519	.330
Sogard,E	.228	113	250	33	57	10	0	1	15	2	2	1	26	34	10	3	5	.280	.301
Soto,G	.200	9	20	1	4	1	0	0	4	1	0	0	3	3	0	0	1	.250	.304
SEASON TOTAL	.239	18	46	4	11	3	0	1	7	1	0	0	3	9	0	0	4	.370	.286
Vogt,S	.291	80	230	21	67	8	1	8	29	0	1	1	13	34	1	0	0	.439	.331
PITCHERS	.000	14	0	0	0	0	0	0	0	3	0	0	0	6	0	0	1	.000	.000
TOTALS	.246	3899	522	961	184	27	102	492	13	33	36	417	789	58	14	70	.386	.322	

PITCHER	AVG	AB	H	HR	HB	BB	SO
Abad,F	.162	105	17	3	0	8	16
Chavez,J	.260	246	64	9	2	20	68
Cook,R	.138	109	15	2	2	9	37
Doolittle,S	.195	149	29	5	0	8	57
Francis,J	.200	35	7	1	1	2	5
Gray,S	.245	371	91	5	4	27	82
Gregerson,L	.219	151	33	6	1	9	39
Hammel,J	.264	121	32	6	2	12	24
Johnson,J	.333	81	27	1	2	9	17
Kazmir,S	.227	541	123	14	3	37	122
Lester,J	.223	220	49	5	0	11	57
Lindblom,J	.500	2	1	1	0	0	0
Mills,B	.292	48	14	1	0	6	10
Milone,T	.240	300	72	9	4	23	52
O'Flaherty,E	.186	43	8	3	2	1	6
Otero,D	.219	187	41	3	0	7	25
Pomeranz,D	.196	194	38	5	1	20	47
Rodriguez,,F	.150	20	3	0	0	0	1
Samardzija,J	.220	205	45	9	3	6	46
Savery,J	.111	9	1	0	0	1	0
Scribner,E	.296	27	8	4	1	0	5
Straily,D	.234	64	15	4	0	7	18
TOTALS	.227	3228	733	96	28	223	734

FINAL STANDINGS

A.L. EAST	LAST 10											
	WON	LOST	PCT.	GB	GAMES	STREAK	HOME	ROAD	vs EAST	vs CENT	vs WEST	vs N.L.
Baltimore	96	66	.593	-	4-6	Won 1	50-31	46-35	47-29	16-17	21-12	12-8
New York	84	78	.519	12	6-4	Won 1	43-38	41-40	37-39	19-16	15-16	13-7
Toronto	83	79	.512	13	6-4	Lost 1	46-35	37-44	39-37	16-16	15-19	13-7
Tampa Bay	77	85	.475	19	3-7	Lost 1	36-45	41-40	36-40	14-18	17-17	10-10
Boston	71	91	.438	25	5-5	Lost 1	34-47	37-44	31-45	17-16	14-19	9-11

A.L. CENTRAL	LAST 10											
	WON	LOST	PCT.	GB	GAMES	STREAK	HOME	ROAD	vs EAST	vs CENT	vs WEST	vs N.L.
Detroit	90	72	.556	-	6-4	Won 1	45-36	45-36	17-15	43-33	18-16	12-8
Kansas City	89	73	.549	1	6-4	Won 1	42-39	47-34	17-17	39-37	18-14	15-5
Cleveland	85	77	.525	5	6-4	Won 1	48-33	37-44	19-14	39-37	17-16	10-10
Chicago	73	89	.451	17	4-6	Lost 1	40-41	33-48	16-18	33-43	13-19	11-9
Minnesota	70	92	.432	20	5-5	Lost 1	35-46	35-46	14-18	36-40	11-23	9-11

A.L. WEST	LAST 10											
	WON	LOST	PCT.	GB	GAMES	STREAK	HOME	ROAD	vs EAST	vs CENT	vs WEST	vs N.L.
Los Angeles	98	64	.605	-	3-7	Lost 3	52-29	46-35	19-14	24-9	43-33	12-8
Oakland	88	74	.543	10	5-5	Won 1	48-33	40-41	20-12	17-17	38-38	13-7
Seattle	87	75	.537	11	5-5	Won 4	41-40	46-35	18-15	19-14	41-35	9-11
Houston	70	92	.432	28	3-7	Lost 2	38-43	32-49	16-18	14-18	35-41	5-15
Texas	67	95	.414	31	7-3	Lost 1	33-48	34-47	10-23	14-19	33-43	10-10

N.L. EAST	LAST 10											
	WON	LOST	PCT.	GB	GAMES	STREAK	HOME	ROAD	vs EAST	vs CENT	vs WEST	vs A.L.
Washington	96	66	.593	-	8-2	Won 2	51-30	45-36	45-31	17-16	24-9	10-10
Atlanta	79	83	.488	17	3-7	Won 2	42-39	37-44	40-36	20-13	12-21	7-13
New York	79	83	.488	17	6-4	Won 2	40-41	39-42	38-38	16-18	14-18	11-9
Miami	77	85	.475	19	3-7	Lost 2	42-39	35-46	33-43	14-18	17-17	13-7
Philadelphia	73	89	.451	23	3-7	Lost 2	37-44	36-45	34-42	15-18	17-16	7-13

N.L. CENTRAL	LAST 10											
	WON	LOST	PCT.	GB	GAMES	STREAK	HOME	ROAD	vs EAST	vs CENT	vs WEST	vs A.L.
St. Louis	90	72	.556	-	6-4	Won 1	51-30	39-42	17-16	45-31	20-13	8-12
Pittsburgh	88	74	.543	2	6-4	Lost 2	51-30	37-44	21-13	36-40	20-12	11-9
Milwaukee	82	80	.506	8	3-7	Lost 1	42-39	40-41	15-19	36-40	20-12	11-9
Cincinnati	76	86	.469	14	5-5	Won 2	44-37	32-49	14-18	40-36	16-18	6-14
Chicago	73	89	.451	17	5-5	Won 1	41-40	32-49	16-16	33-43	15-19	9-11

N.L. WEST	LAST 10											
	WON	LOST	PCT.	GB	GAMES	STREAK	HOME	ROAD	vs EAST	vs CENT	vs WEST	vs A.L.
Los Angeles	94	68	.580	-	8-2	Won 5	45-36	49-32	18-14	15-19	50-26	11-9
San Francisco	88	74	.543	6	4-6	Won 2	45-36	43-38	22-12	16-16	40-36	10-10
San Diego	77	85	.475	17	6-4	Lost 2	48-33	29-52	17-17	18-14	33-43	9-11
Colorado	66	96	.407	28	5-5	Lost 4	45-36	21-60	13-20	10-23	36-40	7-13
Arizona	64	98	.395	30	2-8	Lost 1	33-48	31-50	11-21	15-19	31-45	7-13

A.L. WILD CARD	WON	LOST	PCT.	GB	N.L. WILD CARD				
					WON	LOST	PCT.	GB	
Kansas City	89	73	.549	-	Pittsburgh	88	74	.543	-
Oakland	88	74	.543	-	San Francisco	88	74	.543	-
Seattle	87	75	.537	1	Milwaukee	82	80	.506	6
Cleveland	85	77	.525	3	Atlanta	79	83	.488	9
New York	84	78	.519	4	New York	79	83	.488	9

MAJOR LEAGUE ATTENDANCE

CLUB	AMERICAN				LEAGUE		ROAD			
	TOTAL	AVERAGE	DATES	GAMES	SEASON	HIGH	TOTAL	AVERAGE	DATES	
New York	3,401,624	42,520	80	(81)	48,613	25-Sep	2,876,501	35,512	81	
Los Angeles	3,095,935	38,221	81	(81)	44,561	7-Aug	2,253,991	28,175	80	
Boston	2,956,089	36,495	81	(81)	38,275	29-Jul	2,581,250	31,867	81	
Detroit	2,917,209	36,015	81	(81)	45,068	31-Mar	2,332,847	28,801	81	
Texas	2,718,733	33,565	81	(81)	49,031	31-Mar	2,199,597	27,156	81	
Baltimore	2,464,473	30,806	80	(81)	46,685	31-Mar	2,403,390	29,671	81	
Toronto	2,375,525	29,327	81	(81)	48,197	4-Apr	2,406,394	29,709	81	
Minnesota	2,250,606	27,785	81	(81)	36,952	4-Jul	2,128,518	26,943	79	
Seattle	2,064,334	25,486	81	(81)	45,661	8-Apr	2,252,704	28,159	80	
Oakland	2,003,628	25,045	80	(81)	36,067	31-Mar	2,329,345	28,757	81	
Kansas City	1,956,482	24,154	81	(81)	40,103	4-Apr	2,176,712	26,873	81	
Houston	1,751,829	21,628	81	(81)	42,117	1-Apr	2,202,540	27,192	81	
Chicago	1,650,821	20,896	79	(81)	39,142	25-May	2,310,057	28,519	81	
Tampa Bay	1,446,464	17,858	81	(81)	31,042	31-Mar	2,323,500	28,685	81	
Cleveland	1,437,393	18,428	78	(81)	41,274	4-Apr	2,357,690	29,107	81	
Totals	34,491,145	28,576	1207	1215			35,135,036	29,013	1211	

CLUB	NATIONAL				LEAGUE		ROAD			
	TOTAL	AVERAGE	DATES	GAMES	SEASON	HIGH	TOTAL	AVERAGE	DATES	
Los Angeles	3,782,337	46,696	81	(81)	53,500	22-Sep	2,740,259	33,830	81	
St. Louis	3,540,649	43,712	81	(81)	47,492	7-Apr	2,593,821	32,022	81	
San Francisco	3,368,697	41,589	81	(81)	42,890	17-Apr	2,667,841	32,936	81	
Milwaukee	2,797,384	34,536	81	(81)	45,691	31-Mar	2,618,616	32,329	81	
Colorado	2,680,329	33,090	81	(81)	49,130	4-Apr	2,564,425	31,660	81	
Chicago	2,652,113	32,742	81	(81)	41,927	26-Jul	2,680,806	33,096	81	
Washington	2,579,389	31,844	81	(81)	42,834	4-Apr	2,419,021	29,864	81	
Cincinnati	2,476,664	30,576	81	(81)	43,134	31-Mar	2,603,406	32,141	81	
Pittsburgh	2,442,564	30,155	81	(81)	39,833	31-Mar	2,631,993	33,316	79	
Philadelphia	2,423,852	29,924	81	(81)	45,061	8-Apr	2,522,069	31,137	81	
Atlanta	2,354,305	29,065	81	(81)	48,815	4-Jul	2,495,133	30,804	81	
San Diego	2,195,373	27,103	81	(81)	45,567	30-Mar	2,630,224	32,878	80	
New York	2,148,808	26,860	80	(81)	42,442	31-Mar	2,609,590	32,217	81	
Arizona	2,073,730	25,602	81	(81)	48,541	31-Mar	2,487,055	31,482	79	
Miami	1,732,283	21,386	81	(81)	37,116	31-Mar	2,340,327	28,893	81	
TOTALS	39,248,477	32,330	1214	1215			38,604,586	31,905	1210	
GRAND TOTALS	73,739,622	30,458	2421	2430			73,739,622	30,458	2421	

POSTSEASON RESULTS

AMERICAN LEAGUE WILD CARD GAME

Kansas City 9, Oakland 8 (12)

NATIONAL LEAGUE WILD CARD GAME

San Francisco 8, Pittsburgh 0

AMERICAN LEAGUE DIVISION SERIES

Kansas City defeated Los Angeles, 3 games to 0
Baltimore defeated Detroit, 3 games to 0

NATIONAL LEAGUE DIVISION SERIES

San Francisco defeated Washington, 3 games to 1
St. Louis defeated Los Angeles, 3 games to 1

AMERICAN LEAGUE CHAMPIONSHIP SERIES

Kansas City defeated Baltimore, 4 games to 0

NATIONAL LEAGUE CHAMPIONSHIP SERIES

San Francisco defeated St. Louis, 4 games to 1

WORLD SERIES

San Francisco defeated Kansas City, 4 games to 3

AL TEAM LEADERS

CLUB BATTING

CLUB	AVG	G	AB	R	H	TB	2B	3B	HR	RBI	SH	SF	HP	BB	IBB	SO	SB	CS	DP	GI	
																				SLG	OBP
Detroit	.277	162	5630	757	1557	2399	325	26	155	731	24	61	44	443	51	1144	106	41	137	.426	.331
Kansas City	.263	162	5545	651	1456	2085	286	29	95	604	33	47	53	380	22	985	153	36	131	.376	.314
Los Angeles	.259	162	5652	773	1464	2295	304	31	155	729	26	54	60	492	42	1266	81	39	112	.406	.322
Toronto	.259	162	5549	723	1435	2296	282	24	177	690	35	40	41	502	27	1151	78	21	128	.414	.323
Texas	.256	162	5460	637	1400	2049	260	28	111	597	41	45	61	417	37	1162	105	59	148	.375	.314
Baltimore	.256	162	5596	705	1434	2363	264	16	211	681	35	36	62	401	29	1285	44	20	112	.422	.311
Minnesota	.254	162	5567	715	1412	2166	316	27	128	675	25	44	53	544	29	1329	99	36	97	.389	.324
Cleveland	.253	162	5575	669	1411	2167	284	23	142	644	51	49	42	504	24	1189	104	27	126	.389	.317
Chicago	.253	162	5543	660	1400	2208	279	32	155	625	19	38	60	417	33	1362	85	36	127	.398	.310
Tampa Bay	.247	162	5516	612	1361	2023	263	24	117	586	43	53	66	527	31	1124	63	27	135	.367	.317
New York	.245	162	5497	633	1349	2089	247	26	147	591	29	47	56	452	16	1133	112	26	111	.380	.307
Oakland	.244	162	5545	729	1354	2111	253	33	146	686	19	43	49	586	34	1104	83	20	118	.381	.320
Boston	.244	162	5551	634	1355	2046	282	20	123	601	20	52	68	535	36	1337	63	25	138	.369	.316
Seattle	.244	162	5450	634	1328	2047	247	32	136	600	35	34	60	396	33	1232	96	42	112	.376	.300
Houston	.242	162	5447	629	1317	2084	240	19	163	596	22	36	55	495	27	1442	122	37	122	.383	.309
Totals	.253	83123	21033	4132	2161	457	830	471	1394	1854	492	390	9636	679	7091	18245	492	1854	492	390	.316

CLUB PITCHING

CLUB	W	L	ERA	G	CG	SHO	SV	IP	H	R	ER	HR	HB	BB	IBB	SO	WP	BK	AVG
Seattle	87	75	3.17	162	2	9	51	1452.0	1240	554	512	137	52	463	36	1317	80	8	.230
Oakland	88	74	3.22	162	7	13	31	1463.1	1269	572	524	147	48	406	28	1244	59	1	.233
Baltimore	96	66	3.43	162	3	13	53	1461.1	1342	593	557	151	59	472	25	1174	42	2	.244
Kansas City	89	73	3.51	162	3	14	53	1450.2	1386	624	565	128	56	440	14	1168	58	6	.250
Tampa Bay	77	85	3.56	162	3	22	37	1463.2	1292	625	579	145	58	482	27	1437	65	3	.234
Cleveland	85	77	3.56	162	6	15	40	1468.1	1398	653	581	135	58	464	51	1450	56	2	.250
Los Angeles	98	64	3.58	162	3	13	46	1482.2	1307	630	590	126	63	504	41	1342	74	4	.236
New York	84	78	3.75	162	5	10	48	1453.0	1392	664	605	164	65	398	23	1370	49	6	.250
Toronto	83	79	4.00	162	3	16	45	1443.0	1400	686	642	151	57	490	23	1199	43	5	.253
Boston	71	91	4.01	162	3	7	36	1465.2	1458	715	653	154	47	482	19	1213	51	5	.260
Detroit	90	72	4.01	162	5	8	41	1454.0	1475	705	648	127	42	462	34	1244	43	9	.263
Houston	70	92	4.11	162	7	3	31	1438.2	1436	723	657	139	52	484	32	1137	57	7	.260
Chicago	73	89	4.29	162	3	6	36	1441.0	1468	758	687	140	69	557	42	1152	75	3	.265
Texas	67	95	4.49	162	6	17	33	1426.1	1510	773	711	160	61	505	43	1110	61	7	.272
Minnesota	70	92	4.57	162	2	7	38	1435.0	1588	777	728	147	45	408	24	1031	50	6	.280
Totals	1228	1202	3.81	1215	61	173	619	21798.2	209611	10052	9239	2151	832	7017	46218	15888	863	74	.252

CLUB FIELDING

CLUB	PCT	G	PO	A	E	TC	DP	TP	PB
Seattle	.986	162	4356	1608	82	6046	139	0	11
Los Angeles	.986	162	4448	1482	83	6013	127	0	5
Baltimore	.986	162	4384	1604	87	6075	156	0	9
Toronto	.985	162	4329	1528	87	5944	130	0	18
Boston	.985	162	4397	1610	92	6099	155	0	18
Tampa Bay	.985	162	4391	1309	88	5788	96	0	9
New York	.984	162	4359	1474	92	5925	107	1	15
Minnesota	.984	162	4305	1579	97	5981	136	0	8
Detroit	.983	162	4362	1538	101	6001	153	0	8
Houston	.983	162	4316	1704	106	6126	151	0	14
Kansas City	.983	162	4352	1512	104	5968	122	0	6
Chicago	.982	162	4323	1682	107	6112	170	0	17
Oakland	.982	162	4390	1634	111	6135	150	0	10
Texas	.982	162	4279	1413	106	5798	155	0	9
Cleveland	.981	162	4405	1599	116	6120	139	1	9
Totals	.984	1215	65396	23276	1459	90131	2086	2	166

CLUB MISCELLANEOUS

NOTE: "V.LHS/RHS" IS THE CLUB RECORD IN GAMES STARTED BY LEFT OR RIGHT HANDED PITCHERS, NOT NECESSARILY VERSUS THAT INDIVIDUAL PITCHER.

CLUB	DOUBLEHEADERS											ATTENDANCE	
	VS LHS	VS RHS	GRASS	ARTIF	DAY	NIGHT	1-RUN	X-INN	W	L	S	HOME	ROAD
Baltimore	22-19	74-47	85-59	11-7	24-30	72-36	32-23	14-6	1	0	0	2,464,473	2,403,390
Boston	22-27	49-64	63-79	8-12	20-26	51-65	28-28	10-11	0	0	0	2,956,089	2,581,250
Chicago	22-23	51-66	68-87	5-2	23-34	50-55	28-24	6-8	1	1	0	1,650,821	2,310,057
Cleveland	25-25	60-52	82-74	3-3	30-25	55-52	25-21	13-8	1	0	2	1,437,393	2,357,690
Detroit	28-22	62-50	87-69	3-3	32-29	58-43	23-20	6-6	0	0	0	2,917,209	2,332,847
Houston	21-26	49-66	68-87	2-5	21-26	49-66	17-28	6-5	0	0	0	1,751,829	2,202,540
Kansas City	24-21	65-52	85-70	4-3	26-25	63-48	22-25	5-7	0	0	0	1,956,482	2,176,712
Los Angeles	28-20	70-44	93-62	5-2	21-15	77-49	27-22	10-7	1	0	0	3,095,935	2,253,991
Minnesota	24-32	46-60	66-90	4-2	32-36	38-56	21-24	6-7	0	2	0	2,250,606	2,128,518
New York	24-20	60-58	75-68	9-10	32-24	52-54	28-24	7-7	0	0	1	3,401,624	2,876,501
Oakland	24-25	64-49	86-70	2-4	32-26	56-48	21-28	13-8	0	0	1	2,003,628	2,329,345
Seattle	32-23	55-52	83-71	4-4	30-22	57-53	18-27	4-7	0	1	2,064,334	2,252,704	
Tampa Bay	20-24	57-61	37-35	40-50	28-29	49-56	25-23	8-10	0	0	0	1,446,464	2,323,500
Texas	22-29	45-66	65-91	2-4	25-19	42-76	25-22	2-5	0	0	0	2,718,733	2,199,597
Toronto	20-19	63-60	31-40	52-39	29-28	54-51	15-20	5-8	0	0	0	2,375,525	2,406,394

CLUB RANK BATTING

CLUB	AVG	GI																			
		G	AB	R	H	TB	2B	3B	HR	RBI	SH	SF	HP	BB	IBB	SO	SB	CS	DPS	SLG	OBP
Baltimore	6	1	3	6	5	2	9	15	1	5	4	13	3	13	9	11	15	1	3	2	11
Boston	13	1	6	11	11	14	6	13	12	10	13	4	1	3	4	13	13	4	14	14	8
Chicago	9	1	10	8	8	5	8	2	4	8	14	12	5	11	6	14	9	8	9	5	12
Cleveland	8	1	4	7	7	6	5	12	9	7	1	5	14	5	13	8	6	6	8	7	6
Detroit	1	1	2	2	1	1	1	8	4	1	11	1	13	10	1	5	4	13	13	1	1
Houston	15	1	15	14	15	11	15	14	3	13	12	13	9	7	11	15	2	11	7	8	13
Kansas City	2	1	8	9	3	10	4	5	15	9	7	6	10	15	14	1	1	8	11	11	10
Los Angeles	3	1	1	1	2	4	3	4	2	9	2	5	8	2	10	11	12	3	4	4	
Minnesota	7	1	5	5	6	7	2	7	11	6	10	9	10	2	9	12	7	8	1	6	2
New York	11	1	12	13	13	9	13	8	7	14	8	6	8	9	15	4	3	5	2	10	14
Oakland	12	1	8	3	12	8	12	1	8	4	14	10	12	1	5	2	10	1	6	9	5
Seattle	14	1	14	11	14	13	13	2	10	11	4	15	5	14	6	9	8	14	3	12	15
Tampa Bay	10	1	11	15	10	15	10	13	15	2	3	2	4	8	3	13	6	12	15	7	
Texas	5	1	13	10	8	12	11	6	14	12	3	8	4	11	3	7	5	15	15	13	9
Toronto	4	1	7	4	4	3	6	10	2	3	4	11	15	6	11	6	12	3	10	3	3

CLUB RANK PITCHING

CLUB	W	L	ERA	G	CG	SHO	SV	IP	H	TBF	R	ER	HR	SH	SF	HB	BB	IBB	SO	WP	BK
Boston	12	4	10	1	7	12	11	3	11	14	11	11	13	12	9	3	9	2	8	6	7
Chicago	11	5	13	1	7	14	11	12	12	15	13	13	7	14	9	15	15	13	12	14	4
Cleveland	7	9	6	1	3	4	8	2	8	11	7	6	4	10	3	9	7	15	1	7	2
Detroit	3	13	11	1	5	11	7	7	13	10	10	10	2	3	5	1	5	10	6	2	15
Houston	13	2	12	1	1	15	14	13	10	8	12	12	6	12	14	5	11	9	13	8	12
Kansas City	4	12	4	1	7	5	1	10	6	3	4	4	3	3	6	7	4	1	11	9	9
Los Angeles	1	15	7	1	7	6	5	1	4	9	6	7	1	6	12	13	13	12	4	13	6
Minnesota	13	2	15	1	14	12	9	14	15	13	15	15	9	7	15	2	3	5	15	5	9
New York	8	8	8	1	5	9	4	8	7	5	8	8	15	15	6	14	1	3	3	4	9
Oakland	5	11	2	1	1	6	14	5	2	1	2	2	9	11	1	4	2	8	6	10	1
Seattle	6	10	1	1	14	10	3	9	1	2	1	1	5	7	3	5	6	11	5	15	14
Tampa Bay	10	6	5	1	7	1	10	4	3	6	5	5	8	5	6	9	9	7	2	12	4
Texas	15	1	14	1	3	2	13	15	14	12	14	14	14	1	12	12	14	14	14	11	12
Toronto	9	7	9	1	7	3	6	11	9	7	9	9	11	2	9	8	12	3	9	2	7

AL BATTING LEADERS

BATTING AVERAGE

.341	Altuve,J	HOU	40	Cruz,N	BAL	111	Trout,M	LAA	69	Altuve,J	HOU
.335	Martinez,V	DET	37	Carter,C	HOU	109	Cabrera,M	DET	59	Brantley,M	CLE
.327	Brantley,M	CLE	36	Abreu,J	CWS	108	Cruz,N	BAL	57	Martinez,V	DET
.324	Beltre,A	TEX	36	Trout,M	LAA	107	Abreu,J	CWS	56	Cano,R	SEA
.317	Abreu,J	CWS	35	Bautista,J	TOR	105	Pujols,A	LAA	55	Jones,A	BAL
.314	Cano,R	SEA	35	Ortiz,D	BOS	104	Ortiz,D	BOS	55	Kinsler,I	DET
.313	Cabrera,M	DET	34	Encarnacio,E	TOR	103	Bautista,J	TOR	55	Cabrera,M	DET
.301	Cain,L	KC	32	Martinez,V	DET	103	Martinez,V	DET	54	Kendrick,H	LAA
.301	Cabrera,M	TOR	29	Donaldson,J	OAK	100	Cespedes,Y	BOS	54	Beltre,A	TEX
.300	Eaton,A	CWS	29	Jones,A	BAL	98	2 players tied		52	Markakis,N	BAL

RUNS

115	Trout,M	LAA	225	Altuve,J	HOU	338	Trout,M	LAA	3	Moss,B	OAK
112	Dozier,B	MIN	200	Brantley,M	CLE	323	Abreu,J	CWS	2	Carter,C	HOU
101	Bautista,J	TOR	191	Cabrera,M	DET	322	Cruz,N	BAL	2	Davis,C	BAL
101	Cabrera,M	DET	188	Kinsler,I	DET	320	Cabrera,M	DET	2	Cruz,N	BAL
100	Kinsler,I	DET	188	Martinez,V	DET	317	Martinez,V	DET	1	32 players tied	
94	Brantley,M	CLE	187	Cano,R	SEA	309	Brantley,M	CLE			
94	Reyes,J	TOR	181	Jones,A	BAL	302	Jones,A	BAL			
93	Donaldson,J	OAK	181	Kendrick,H	LAA	299	Altuve,J	HOU			
90	Calhoun,K	LAA	178	Beltre,A	TEX	295	Pujols,A	LAA			
89	2 players tied		177	Markakis,N	BAL	290	Bautista,J	TOR			

DOUBLES

52	Cabrera,M	DET	10	Eaton,A	CWS	56	Altuve,J	HOU	21	Abreu,J	CWS
47	Altuve,J	HOU	10	Bourn,M	CLE	39	Ellsbury,J	NYN	6-Jul - 1-Aug		
45	Brantley,M	CLE	9	Trout,M	LAA	36	Dyson,J	KC	18	Abreu,J	CWS
40	Plouffe,T	MIN	8	Kiermaier,K	TB	36	Davis,R	DET	15-Jun - 4-Jul		
40	Kinsler,I	DET	8	Gardner,B	NYN	31	Martin,L	TEX	18	Markakis,N	BAL
39	Trout,M	LAA	8	De Aza,A	BAL	31	Escobar,A	KC	21-Apr - 11-May		
37	Cano,R	SEA	8	Rios,A	TEX	30	Reyes,J	TOR	17	3 streaks tied	
37	Pujols,A	LAA	7	4 players tied		28	Cain,L	KC			
36	Cespedes,Y	BOS				27	Jones,J	SEA			
35	6 players tied					27	Andrus,E	TEX			

WALKS

113	Santana,C	CLE	409	Martinez,V	DET	.581	Abreu,J	CWS	84	Trout,M	LAA
104	Bautista,J	TOR	403	Bautista,J	TOR	.565	Martinez,V	DET	78	Cabrera,M	DET
89	Dozier,B	MIN	.388	Beltre,A	TEX	.561	Trout,M	LAA	74	Cruz,N	BAL
83	Trout,M	LAA	.385	Brantley,M	CLE	.547	Encarnacio,E	TOR	73	Abreu,J	CWS
78	Napoli,M	BOS	.383	Abreu,J	CWS	.525	Cruz,N	BAL	67	Brantley,M	CLE
76	Donaldson,J	OAK	.382	Cano,R	SEA	.524	Bautista,J	TOR	66	Pujols,A	LAA
75	Zobrist,B	TB	.377	Trout,M	LAA	.524	Cabrera,M	DET	65	Martinez,V	DET
75	Ortiz,D	BOS	.377	Altuve,J	HOU	.517	Ortiz,D	BOS	64	Cespedes,Y	BOS
71	Dunn,A	OAK	.375	Fowler,D	HOU	.506	Brantley,M	CLE	63	Encarnacio,E	TOR
70	Martinez,V	DET	.371	Cabrera,M	DET	.492	Beltre,A	TEX	62	3 players tied	

OUTFIELD ASSISTS

16	Cespedes,Y	BOS	.366	Altuve,J	HOU	.346	Martinez,V	DET	.376	Brantley,M	CLE
13	Cabrera,M	TOR	.355	Beltre,A	TEX	.320	Cano,R	SEA	.362	Eaton,A	CWS
13	Bradley,J	BOS	.353	Brantley,M	CLE	.318	Hosmer,E	KC	.343	Navarro,D	TOR
12	Brantley,M	CLE	.336	Abreu,J	CWS	.318	Altuve,J	HOU	.339	Cano,R	SEA
12	Bautista,J	TOR	.324	Martinez,V	DET	.311	Gillaspie,C	CWS	.338	Gordon,A	KC
11	Martin,L	TEX	.322	Aoki,N	KC	.306	Cabrera,M	DET	.336	Cabrera,M	DET
11	Markakis,N	BAL	.320	Cabrera,M	DET	.302	Brantley,M	CLE	.326	Martinez,V	DET
9	Nava,D	BOS	.316	Suzuki,K	MIN	.300	Kendrick,H	LAA	.326	Kendrick,H	LAA
9	Eaton,A	CWS	.313	Eaton,A	CWS	.300	Abreu,J	CWS	.324	Suzuki,K	MIN
9	Calhoun,K	LAA	.308	Cano,R	SEA	.299	Cain,L	KC	.322	Kinsler,I	DET

HOME RUNS

RUNS BATTED IN

MULTI HIT GAMES

HITS

TOTAL BASES

GRAND SLAMS

TRIPLES

STOLEN BASES

HITTING STREAKS

ON BASE PERCENTAGE

SLUGGING PERCENTAGE

EXTRA BASE HITS

HOME BATTING AVG

ROAD BATTING AVG.

RISP BATTING AVG

DAY BATTING AVG

.339	Altuve,J	HOU
.333	Rios,A	TEX
.331	Trout,M	LAA
.330	Brantley,M	CLE
.328	Cano,R	SEA
.326	Abreu,J	CWS
.326	Reyes,J	TOR
.321	Martinez,V	DET
.321	Kendrick,H	LAA
.319	Pujols,A	LAA

NIGHT BATTING AVG

.344	Martinez,V	DET
.343	Cabrera,M	DET
.342	Beltre,A	TEX
.342	Altuve,J	HOU
.326	Brantley,M	CLE
.321	Loney,J	TB
.315	Eaton,A	CWS
.312	Cain,L	KC
.311	Abreu,J	CWS
.308	Cano,R	SEA

VS RIGHTY AVG

.337	Brantley,M	CLE
.327	Cano,R	SEA
.323	Martinez,V	DET
.319	Altuve,J	HOU
.317	Cabrera,M	DET
.316	Beltre,A	TEX
.310	Cabrera,M	TOR
.305	Abreu,J	CWS
.304	Loney,J	TB
.301	Eaton,A	CWS

VS LEFTY AVG.

.414	Altuve,J	HOU
.371	Martinez,V	DET
.363	Aoki,N	KC
.353	Abreu,J	CWS
.351	Beltre,A	TEX
.345	Bautista,J	TOR
.344	Jones,A	BAL
.340	Zobrist,B	TB
.331	Gomes,Y	CLE
.331	Suzuki,K	MIN

CAUGHT STEALING

15	Andrus,E	TEX
12	Martin,L	TEX
11	Davis,R	DET
10	De Aza,A	BAL
9	Eaton,A	CWS
9	Altuve,J	HOU
9	Aybar,E	LAA
9	Rios,A	TEX
8	Aoki,N	KC
7	3 players tied	

SACRIFICE BUNTS

13	Ramirez,J	CLE
13	Gardner,B	NYN
11	Aviles,M	CLE
9	Andrus,E	TEX
9	Jennings,D	TB
9	Chavez,E	SEA
8	Aoki,N	KC
8	Kawasaki,M	TOR
8	Escobar,A	KC
8	Jeter,D	NYN

SACRIFICE FLIES

11	Cabrera,M	DET
10	Trout,M	LAA
9	Jackson,A	SEA
9	Longoria,E	TB
9	Joyce,M	TB
9	Pujols,A	LAA
8	Dozier,B	MIN
8	Butler,B	KC
8	Aybar,E	LAA
7	12 players tied	

STRIKEOUTS

184	Trout,M	LAA
182	Carter,C	HOU
173	Davis,C	BAL
159	Flowers,T	CWS
159	Dunn,A	OAK
158	Zunino,M	SEA
153	Moss,B	OAK
151	Castro,J	HOU
151	Avila,A	DET
144	Jackson,A	SEA

GROUNDED INTO DP

28	Pujols,A	LAA
23	Dominguez,M	HOU
22	Perez,S	KC
21	Ramirez,A	CWS
21	Andrus,E	TEX
21	Butler,B	KC
21	Loney,J	TB
21	Cabrera,M	DET
20	Altuve,J	HOU
20	Kinsler,I	DET

INTENTIONAL WALKS

28	Martinez,V	DET
22	Ortiz,D	BOS
20	Cano,R	SEA
15	Abreu,J	CWS
13	Beltre,A	TEX
12	Mauer,J	MIN
11	Longoria,E	TB
11	Fielder,P	TEX
11	Bautista,J	TOR
11	Pujols,A	LAA

HIT BY PITCH

17	Zunino,M	SEA
12	Jones,A	BAL
12	Choo,S	TEX
11	Abreu,J	CWS
11	Guyser,B	TB
11	Gordon,A	KC
10	Nava,D	BOS
10	Trout,M	LAA
10	Moss,B	OAK
9	8 players tied	

AT BATS

684	Kinsler,I	DET
660	Altuve,J	HOU
644	Jones,A	BAL
642	Markakis,N	BAL
633	Pujols,A	LAA
624	Longoria,E	TB
622	Ramirez,A	CWS
619	Andrus,E	TEX
617	Kendrick,H	LAA
613	Cruz,N	BAL

HARDEST TO FAN

(PLATE APP. PER SO)

15.3	Martinez,V	DET
13.3	Altuve,J	HOU
12.1	Brantley,M	CLE
11.2	Aoki,N	KC
10.9	Suzuki,K	MIN
10.4	Aybar,E	LAA
9.8	Pujols,A	LAA
9.8	Cano,R	SEA
9.3	Cabrera,M	TOR
9.2	Kinsler,I	DET

RBI RATIO

(AT BATS PER RBI)

4.9	Encarnacio,E	TOR
5.0	Ortiz,D	BOS
5.2	Abreu,J	CWS
5.4	Bautista,J	TOR
5.4	Trout,M	LAA
5.4	Martinez,V	DET
5.6	Cabrera,M	DET
5.7	Cruz,N	BAL
5.8	Carter,C	HOU
6.0	Cespedes,Y	BOS

HOME RUN RATIO

(AT BATS PER HOME RUN)

13.7	Carter,C	HOU
14.0	Encarnacio,E	TOR
14.8	Ortiz,D	BOS
15.3	Cruz,N	BAL
15.4	Abreu,J	CWS
15.8	Bautista,J	TOR
16.7	Trout,M	LAA
17.3	Davis,C	BAL
17.5	Martinez,V	DET
19.5	Dunn,A	OAK

HARDEST TO DOUBLE UP

(AT BATS PER GIDP)

225.0	Davis,C	BAL
185.0	Gardner,B	NYN
154.3	Crisp,C	OAK
152.5	Reyes,J	TOR
133.3	Martin,L	TEX
121.5	Eaton,A	CWS
100.3	Trout,M	LAA
98.6	Calhoun,K	LAA
98.2	Aoki,N	KC
92.8	Gillaspie,C	CWS

GAMES PLAYED

162	Longoria,E	TB
162	Escobar,A	KC
161	Kinsler,I	DET
159	Seager,K	SEA
159	Jones,A	BAL
159	Pujols,A	LAA
159	Cabrera,M	DET
159	Cruz,N	BAL
158	3 players tied	

AL PITCHING LEADERS

EARNED RUN AVERAGE

2.14	Hernandez,F	SEA
2.17	Sale,C	CWS
2.44	Kluber,C	CLE
2.46	Lester,J	OAK
2.61	Richards,G	LAA
2.87	Cobb,A	TB
2.93	Keuchel,D	HOU
3.08	Gray,S	OAK
3.15	Scherzer,M	DET
3.20	Ventura,Y	KC

WINS

18	Kluber,C	CLE
18	Scherzer,M	DET
18	Weaver,J	LAA
16	Chen,W	BAL
16	Shoemaker,M	LAA
16	Hughes,P	MIN
16	Lester,J	OAK
15	7 players tied	

WINNING STREAKS

7	Richards,G	LAA
	4-Jun - 11-Jul	
7	Shoemaker,M	LAA
	9-Aug - 15-Sep	
7	McHugh,C	HOU
	12-Aug - 21-Sep	
7	Cobb,A	TB
	29-Jun - 21-Aug	
7	Lester,J	OAK
	12-Jun - 12-Aug	

SAVES

48	Rodney,F	SEA
46	Holland,G	KC
39	Robertson,D	NYN
37	Britton,Z	BAL
35	Nathan,J	DET
34	Perkins,G	MIN
26	Uehara,K	BOS
25	Janssen,C	TOR
24	Allen,C	CLE
22	Doolittle,S	OAK

GAMES STARTED

34	Tillman,C	BAL
34	Kluber,C	CLE
34	Price,D	DET
34	Weaver,J	LAA
34	Hernandez,F	SEA
34	Shields,J	KC
34	Dickey,R	TOR
33	Gray,S	OAK
33	Scherzer,M	DET
32	11 players tied	

COMPLETE GAMES

5	Keuchel,D	HOU
3	Tanaka,M	NYN
3	Porcello,R	DET
3	Kluber,C	CLE
3	Price,D	DET
2	9 players tied	

GAMES

80	Shaw,B	CLE
76	Allen,C	CLE
76	Smith,J	LAA
74	Jepsen,K	LAA
73	Fien,C	MIN
73	Rzepczynski,M	CLE
73	Miller,A	BAL
73	McGee,J	TB
73	Cotts,N	TEX
72	3 players tied	

INNINGS PITCHED

248.1	Price,D	DET
236.0	Hernandez,F	SEA
235.2	Kluber,C	CLE
227.0	Shields,J	KC
220.1	Scherzer,M	DET
219.2	Lester,J	OAK
219.0	Gray,S	OAK
215.2	Dickey,R	TOR
213.1	Weaver,J	LAA
209.2	Hughes,P	MIN

STRIKEOUTS

271	Price,D	DET
269	Kluber,C	CLE
252	Scherzer,M	DET
248	Hernandez,F	SEA
220	Lester,J	OAK
208	Sale,C	CWS
186	Hughes,P	MIN
184	Hutchison,D	TOR
183	Gray,S	OAK
182	Darvish,Y	TEX

WINNING PERCENTAGE

.800	Shoemaker,M	LAA	(16-4)
.783	Scherzer,M	DET	(18-5)
.765	Richards,G	LAA	(13-4)
.750	Sale,C	CWS	(12-4)
.727	Chen,W	BAL	(16-6)
.722	Tanaka,M	NYN	(13-5)
.714	Hernandez,F	SEA	(15-6)
.684	Tillman,C	BAL	(13-6)
.667	Kluber,C	CLE	(18-9)
.667	Weaver,J	LAA	(18-9)

SHUTOUTS

3	Porcello,R	DET
2	Perez,M	TEX
2	Gray,S	OAK
2	Buchholz,C	BOS
1	22 players tied	

OPP. BATTING AVERAGE AGAINST

.200	Hernandez,F	SEA
.201	Richards,G	LAA
.205	Sale,C	CWS
.231	Cobb,A	TB
.232	Gray,S	OAK
.233	Dickey,R	TOR
.233	Kluber,C	CLE
.234	Young,C	SEA
.236	Lester,J	OAK
.238	Tillman,C	BAL

HOME EARNED RUN AVERAGE

1.95	Lester,J	OAK
2.07	Hernandez,F	SEA
2.10	Shoemaker,M	LAA
2.36	Sale,C	CWS
2.40	Young,C	SEA
2.40	Kluber,C	CLE
2.44	Norris,B	BAL
2.54	Tillman,C	BAL
2.59	Cobb,A	TB
2.62	Odorizzi,J	TB

ROAD EARNED RUN AVERAGE

2.11	Richards,G	LAA
2.21	Hernandez,F	SEA
2.41	Duffy,D	KC
2.49	Kluber,C	CLE
2.51	Gray,S	OAK
2.66	Porcello,R	DET
2.73	Vargas,J	KC
2.78	Archer,C	TB
2.78	Hughes,P	MIN
2.92	Price,D	DET

DAY EARNED RUN AVERAGE

1.37	Hernandez,F	SEA	2.13	Duffy,D	KC
1.92	Sale,C	CWS	2.18	McHugh,C	HOU
1.96	Santiago,H	LAA	2.25	Kluber,C	CLE
2.31	Cobb,A	TB	2.39	Hernandez,F	SEA
2.32	Lester,J	OAK	2.58	Lester,J	OAK
2.50	Quintana,J	CWS	2.75	Richards,G	LAA
2.73	Kluber,C	CLE	2.86	Ventura,Y	KC
2.73	Shields,J	KC	2.86	Keuchel,D	HOU
2.74	Buehrle,M	TOR	2.99	Norris,B	BAL
2.78	Tillman,C	BAL	3.01	Gray,S	OAK

NIGHT EARNED RUN AVERAGE

HITS ALLOWED

230	Price,D	DET
228	Buehrle,M	TOR
224	Shields,J	KC
223	Verlander,J	DET
221	Hughes,P	MIN
215	Guthrie,J	KC
211	Porcello,R	DET
211	Lewis,C	TEX
207	Kluber,C	CLE
205	Danks,J	CWS

LOSSES

14	Lewis,C	TEX
13	Hutchison,D	TOR
13	Odorizzi,J	TB
13	Oberholtze,B	HOU
13	Porcello,R	DET
13	Correia,K	MIN
13	Dickey,R	TOR
12	9 players tied	

HOME RUNS ALLOWED

28	Noesi,H	CWS
27	Weaver,J	LAA
26	Young,C	SEA
26	Dickey,R	TOR
25	Gonzalez,M	BAL
25	Price,D	DET
25	Danks,J	CWS
25	Lewis,C	TEX
23	4 players tied	

FEWEST WALKS PER 9 IP

0.7	Hughes,P	MIN
1.1	Iwakuma,H	SEA
1.4	Price,D	DET
1.6	Kuroda,H	NYY
1.7	Chen,W	BAL
1.7	Shields,J	KC
1.8	Hernandez,F	SEA
1.8	Porcello,R	DET
1.9	Kluber,C	CLE
2.0	Lester,J	OAK

WILD PITCHES

22	Richards,G	LAA
18	Hernandez,F	SEA
15	Gray,S	OAK
14	Darvish,Y	TEX
13	Kuroda,H	NYY
13	Webb,D	CWS
12	Shields,J	KC
11	Ventura,Y	KC
11	Gibson,K	MIN
10	Scherzer,M	DET

HIT BATSMEN

14	Norris,B	BAL
14	Guthrie,J	KC
14	Dickey,R	TOR
12	Carroll,S	CWS
11	7 players tied	

EARNED RUNS

104	Verlander,J	DET
102	Danks,J	CWS
101	Buchholz,C	BOS
98	Lewis,C	TEX
95	Nolasco,R	MIN
93	Guthrie,J	KC
92	Hutchison,D	TOR
91	Noesi,H	CWS
90	Price,D	DET
89	2 players tied	

STRIKEOUTS PER 9 IP

10.8	Sale,C	CWS
10.3	Scherzer,M	DET
10.3	Kluber,C	CLE
9.8	Price,D	DET
9.5	Hernandez,F	SEA
9.3	Odorizzi,J	TB
9.0	Lester,J	OAK
9.0	Hutchison,D	TOR
8.8	Richards,G	LAA
8.1	Cobb,A	TB

BALKS

4	Elias,R	SEA
4	Deduno,S	HOU
3	Oberholtze,B	HOU
2	8 players tied	

WALKS

85	Wilson,C	LAA
77	Jimenez,U	BAL
74	Gray,S	OAK
74	Danks,J	CWS
74	Dickey,R	TOR
72	Archer,C	TB
70	Peacock,B	HOU
69	Ventura,Y	KC
66	Tillman,C	BAL
65	2 players tied	

RUNS ALLOWED

114	Verlander,J	DET
108	Buchholz,C	BOS
107	Lewis,C	TEX
106	Danks,J	CWS
101	Dickey,R	TOR
100	Price,D	DET
100	Guthrie,J	KC
98	Noesi,H	CWS
96	Nolasco,R	MIN
95	2 players tied	

OPP. BAT AVG. AGAINST

.200	Hernandez,F	SEA
.201	Richards,G	LAA
.205	Sale,C	CWS
.231	Cobb,A	TB
.232	Gray,S	OAK
.233	Dickey,R	TOR
.233	Kluber,C	CLE
.234	Young,C	SEA
.236	Lester,J	OAK
.238	Tillman,C	BAL

GAMES FINISHED

64	Rodney,F	SEA
60	Holland,G	KC
56	Perkins,G	MIN
55	Robertson,D	NYY
54	Nathan,J	DET
50	Uehara,K	BOS
49	Britton,Z	BAL
44	Allen,C	CLE
42	Janssen,C	TOR
41	Qualls,C	HOU

AL ROOKIE BATTING LEADERS

BATTING AVERAGE

.319	Santana,D	MIN
.317	Abreu,J	CWS
.281	Holt,B	BOS
.266	Guyer,B	TB
.263	Kiermaier,K	TB
.262	Ramirez,J	CLE
.259	Odor,R	TEX
.259	Castellano,N	DET
.256	Cron,C	LAA
.254	Solarte,Y	NYY

HOME RUNS

36	Abreu,J	CWS
20	Springer,G	HOU
16	Schoop,J	BAL
13	Singleton,J	HOU
12	Bogaerts,X	BOS
11	Castellano,N	DET
11	Cron,C	LAA
10	Kiermaier,K	TB
9	4 players tied	

RUNS BATTED IN

107	Abreu,J	CWS
66	Castellano,N	DET
51	Springer,G	HOU
48	Odor,R	TEX
46	Bogaerts,X	BOS
45	Schoop,J	BAL
44	Singleton,J	HOU
40	Santana,D	MIN
38	Vargas,K	MIN
37	Cron,C	LAA

MULTI HIT GAMES

49	Abreu,J	CWS
38	Santana,D	MIN
36	Holt,B	BOS
35	Bogaerts,X	BOS
35	Castellano,N	DET
23	Odor,R	TEX
21	Kiermaier,K	TB
21	Guyer,B	TB
19	Schoop,J	BAL
19	Solarte,Y	NYY

RUNS

80	Abreu,J	CWS
70	Santana,D	MIN
68	Holt,B	BOS
60	Bogaerts,X	BOS
50	Castellano,N	DET
48	Schoop,J	BAL
46	Jones,J	SEA
45	Bradley,J	BOS
45	Springer,G	HOU
42	Singleton,J	HOU

HITS

176	Abreu,J	CWS
138	Castellano,N	DET
129	Bogaerts,X	BOS
129	Santana,D	MIN
126	Holt,B	BOS
100	Odor,R	TEX
95	Schoop,J	BAL
87	Kiermaier,K	TB
78	Jones,J	SEA
76	Bradley,J	BOS

TOTAL BASES

323	Abreu,J	CWS
210	Castellano,N	DET
195	Bogaerts,X	BOS
191	Santana,D	MIN
171	Holt,B	BOS
161	Schoop,J	BAL
155	Odor,R	TEX
149	Kiermaier,K	TB
139	Springer,G	HOU
108	Cron,C	LAA

GRAND SLAMS

1	Abreu,J	CWS
1	Odor,R	TEX
1	Betts,M	BOS
1	Kiermaier,K	TB
1	Singleton,J	HOU
1	Semien,M	CWS

DOUBLES

35	Abreu,J	CWS
31	Castellano,N	DET
28	Bogaerts,X	BOS
27	Santana,D	MIN
23	Holt,B	BOS
19	Bradley,J	BOS
18	Schoop,J	BAL
16	Kiermaier,K	TB
15	Guyer,B	TB
14	2 players tied	

TRIPLES

8	Kiermaier,K	TB
7	Odor,R	TEX
7	Santana,D	MIN
5	Holt,B	BOS
5	Jones,J	SEA
4	Castellano,N	DET
3	Goins,R	TOR
2	8 players tied	

STOLEN BASES

27	Jones,J	SEA
20	Santana,D	MIN
12	Holt,B	BOS
10	Ramirez,J	CLE
8	Bradley,J	BOS
7	Betts,M	BOS
6	Robertson,D	TEX
6	Marisnick,J	HOU
6	Guyer,B	TB
5	6 players tied	

HITTING STREAKS

21	Abreu,J	CWS
6-Jul - 1-Aug		
18	Abreu,J	CWS
15-Jun - 4-Jul		
14	Jones,J	SEA
9-May - 24-May		
12	Holt,B	BOS
6-Aug - 18-Aug		
11	Springer,G	HOU
17-May - 29-May		

WALKS

51	Abreu,J	CWS
50	Singleton,J	HOU
39	Bogaerts,X	BOS
39	Springer,G	HOU
36	Castellano,N	DET
33	Holt,B	BOS
31	Bradley,J	BOS
30	Solarte,Y	NYY
24	Pinto,J	MIN
23	Kiermaier,K	TB

ON BASE PERCENTAGE

.383	Abreu,J	CWS
.353	Santana,D	MIN
.337	Solarte,Y	NYY
.336	Springer,G	HOU
.334	Guyer,B	TB
.331	Holt,B	BOS
.316	Suarez,E	DET
.315	Kiermaier,K	TB
.306	Castellano,N	DET
.300	2 players tied	

SLUGGING PERCENTAGE

.581	Abreu,J	CWS
.472	Santana,D	MIN
.468	Springer,G	HOU
.450	Cron,C	LAA
.450	Kiermaier,K	TB
.402	Odor,R	TEX
.394	Castellano,N	DET
.381	Solarte,Y	NYY
.381	Holt,B	BOS
.372	Semien,M	CWS

EXTRA BASE HITS

73	Abreu,J	CWS
46	Castellano,N	DET
41	Bogaerts,X	BOS
41	Santana,D	MIN
34	Kiermaier,K	TB
34	Schoop,J	BAL
32	Holt,B	BOS
30	Odor,R	TEX
29	Springer,G	HOU
26	Singleton,J	HOU

OUTFIELD ASSISTS

13	Bradley,J	BOS
7	Robertson,D	TEX
6	Springer,G	HOU
5	Santana,D	MIN
5	Kiermaier,K	TB
5	Choice,M	TEX
4	Marisnick,J	HOU
3	Betts,M	BOS
2	6 players tied	

NL TEAM LEADERS

CLUB BATTING

CLUB	AVG	G	AB	R	H	TB	2B	3B	HR	RBI	SH	SF	HP	BB	IBB	SO	SB	CS	DP	SLG	OBP
Colorado	.276	162	5612	755	1551	2498	307	41	186	721	59	48	48	397	39	1281	85	48	121	.445	.327
Los Angeles	.265	162	5560	718	1476	2256	302	38	134	686	47	43	61	519	30	1246	138	50	119	.406	.333
Pittsburgh	.259	162	5536	682	1436	2239	275	30	156	659	54	35	78	520	46	1244	104	47	127	.404	.330
San Francisco	.255	162	5523	665	1407	2144	257	42	132	636	45	49	43	427	37	1245	56	27	113	.388	.311
Washington	.253	162	5542	686	1403	2178	265	27	152	635	60	41	56	517	29	1304	101	23	115	.393	.321
St. Louis	.253	162	5426	619	1371	2003	275	21	105	585	64	39	86	471	28	1133	57	32	140	.369	.320
Miami	.253	162	5538	645	1399	2091	254	36	122	614	71	39	35	501	49	1419	58	21	143	.378	.317
Milwaukee	.250	162	5462	650	1366	2169	297	28	150	617	70	37	73	423	32	1197	102	43	135	.397	.311
Arizona	.248	162	5552	615	1379	2086	259	47	118	573	56	36	43	398	31	1165	86	33	115	.376	.302
Philadelphia	.242	162	5603	619	1356	2036	251	27	125	584	59	37	55	443	42	1306	109	26	94	.363	.302
Atlanta	.241	162	5468	573	1316	1969	240	22	123	545	53	27	43	472	31	1369	95	33	121	.360	.305
Chicago	.239	162	5508	614	1315	2118	270	31	157	590	57	41	54	442	29	1477	65	40	94	.385	.300
New York	.239	162	5472	629	1306	1994	275	19	125	602	59	44	54	516	42	1264	101	34	112	.364	.308
Cincinnati	.238	162	5395	595	1282	1969	254	20	131	562	76	37	52	415	22	1252	122	52	88	.365	.296
San Diego	.226	162	5294	535	1199	1810	224	30	109	500	56	45	41	468	27	1294	91	34	118	.342	.292
Totals	.249	82491	20562	4005	2025	886	822	514	1370	1755	.312	1215	9600	31560	459	9109	598	6929	19196	543	.383

CLUB PITCHING

CLUB	W	L	ERA	G	CG	SHO	SV	IP	H	R	ER	HR	HB	BB	IBB	SO	WP	BK	AVG
Washington	96	66	3.03	162	5	19	45	1470.2	1351	555	495	110	51	352	26	1288	37	2	.244
San Diego	77	85	3.27	162	4	10	41	1438.2	1300	577	523	117	46	462	32	1284	57	4	.241
Atlanta	79	83	3.38	162	5	13	54	1455.0	1369	597	547	121	37	472	36	1301	75	1	.251
Los Angeles	94	68	3.40	162	7	16	47	1464.2	1338	617	554	142	41	429	35	1373	64	4	.242
Pittsburgh	88	74	3.47	162	2	7	48	1456.1	1341	631	562	128	88	499	43	1228	71	3	.247
New York	79	83	3.49	162	1	11	42	1463.2	1370	618	568	141	50	509	38	1303	56	1	.248
San Francisco	88	74	3.50	162	8	12	46	1449.0	1305	614	564	133	57	389	35	1211	49	6	.241
St. Louis	90	72	3.50	162	8	23	55	1448.2	1321	603	564	123	61	470	35	1221	44	5	.242
Cincinnati	76	86	3.59	162	5	13	44	1446.0	1282	612	576	163	69	507	33	1290	45	5	.237
Milwaukee	82	80	3.67	162	3	9	45	1457.2	1386	657	594	167	42	431	20	1246	44	2	.250
Miami	77	85	3.78	162	3	16	42	1457.2	1481	674	613	114	49	458	35	1190	56	4	.264
Philadelphia	73	89	3.79	162	2	12	40	1468.1	1396	687	619	134	69	521	43	1255	49	1	.252
Chicago	73	89	3.91	162	1	11	37	1463.1	1398	707	636	115	55	504	37	1311	64	3	.252
Arizona	64	98	4.26	162	2	4	35	1444.1	1467	742	683	154	51	469	43	1278	50	5	.265
Colorado	66	96	4.84	162	1	4	24	1431.0	1528	818	770	173	54	531	32	1074	72	8	.276
Totals	1202	1228	3.66	1215	57	180	645	21815.0	20633	9709	8868	2035	820	7003	52318853	833	54	.250	

CLUB FIELDING

CLUB	PCT	G	PO	A	E	TC	DP	TP	PB
Cincinnati	.988	162	4338	1588	72	5998	120	0	13
Philadelphia	.987	162	4405	1673	83	6161	133	0	8
Atlanta	.986	162	4365	1527	85	5977	143	0	18
St. Louis	.985	162	4346	1617	88	6051	145	1	7
Miami	.984	162	4373	1700	97	6170	154	0	9
San Francisco	.984	162	4347	1699	100	6146	155	0	11
Washington	.984	162	4412	1625	100	6137	139	0	6
Milwaukee	.984	162	4373	1602	99	6074	130	0	7
Arizona	.983	162	4333	1645	101	6079	147	0	6
Chicago	.983	162	4390	1668	103	6161	137	0	13
San Diego	.983	162	4316	1560	101	5977	124	0	21
New York	.983	162	4391	1617	104	6112	158	1	16
Colorado	.983	162	4293	1808	106	6207	166	1	20
Los Angeles	.983	162	4394	1707	107	6208	145	0	12
Pittsburgh	.983	162	4369	1838	109	6316	148	1	9
Totals	.984	1215	65445	24874	1455	91774	2144	4	176

REVIEW

CLUB MISCELLANEOUS

NOTE: "V.LHS/RHS" IS THE CLUB RECORD IN GAMES STARTED BY LEFT OR RIGHT HANDED PITCHERS, NOT NECESSARILY VERSUS THAT INDIVIDUAL PITCHER.

CLUB	VS LHS	VS RHS	GRASS	ARTIF	DAY	NIGHT	1-RUN	X-INN	DOUBLEHEADERS			ATTENDANCE	
									W	L	S	HOME	ROAD
Arizona	15-25	49-73	64-98	0-0	19-31	45-67	23-30	10-6	0	0	2	2,073,730	2,487,055
Atlanta	19-15	60-68	79-83	0-0	19-26	60-57	25-28	7-10	0	0	0	2,354,305	2,495,133
Chicago	16-18	57-71	73-86	0-3	33-41	40-48	19-21	8-10	0	0	0	2,652,113	2,680,806
Cincinnati	17-17	59-69	76-86	0-0	33-23	43-63	22-38	4-9	0	0	0	2,476,664	2,603,406
Colorado	23-23	43-73	66-96	0-0	24-29	42-67	20-24	7-7	0	0	0	2,680,329	2,564,425
Los Angeles	26-16	68-52	94-68	0-0	23-21	71-47	25-20	6-12	0	0	0	3,782,337	2,740,259
Miami	20-16	57-69	75-85	2-0	19-30	58-55	35-29	9-12	0	0	0	1,732,283	2,340,327
Milwaukee	22-18	60-62	81-76	1-4	28-28	54-52	23-19	7-6	0	0	0	2,797,384	2,618,616
New York	17-16	62-67	79-83	0-0	31-22	48-61	26-29	7-8	0	0	1	2,148,808	2,609,590
Philadelphia	23-22	50-67	73-87	0-2	22-32	51-57	28-27	10-11	0	0	0	2,423,852	2,522,069
Pittsburgh	20-13	68-61	86-73	2-1	22-31	66-43	31-29	8-7	0	1	1	2,442,564	2,631,993
San Diego	19-21	58-64	77-85	0-0	22-27	55-58	33-21	10-5	0	0	1	2,195,373	2,630,224
San Francisco	30-30	58-44	88-74	0-0	38-24	50-50	18-22	9-4	0	0	0	3,368,697	2,667,841
St. Louis	21-18	69-54	87-70	3-2	32-23	58-49	32-23	7-6	0	0	0	3,540,649	2,593,821
Washington	28-17	68-49	96-66	0-0	33-21	63-45	26-22	8-9	0	0	0	2,579,389	2,419,021

CLUB RANK BATTING

CLUB	AVG	G	AB	R	H	TB	2B	3B	HR	RBI	SH	SF	HP	BB	IBB	SO	SB	CS	GI		
																			DP	SL	GOBP
Arizona	9	1	4	11	7	9	9	1	13	12	10	13	11	14	8	2	10	6	6	9	12
Atlanta	11	1	11	14	11	13	14	12	11	14	13	15	11	6	8	13	8	6	10	14	10
Chicago	12	1	9	12	12	7	7	6	2	9	9	6	7	10	11	15	12	10	2	7	13
Cincinnati	14	1	14	13	14	13	11	14	8	13	1	10	9	13	15	7	2	15	1	11	14
Colorado	1	1	1	1	1	1	1	3	1	1	6	2	10	15	5	9	11	13	10	1	3
Los Angeles	2	1	3	2	2	2	2	4	6	2	14	5	4	2	10	6	1	14	9	2	1
Miami	7	1	6	7	6	8	11	5	12	7	2	8	15	5	1	14	13	1	15	8	6
Milwaukee	8	1	12	6	9	5	3	9	5	6	3	10	3	12	7	3	5	11	13	4	8
New York	13	1	10	8	13	12	4	15	9	8	6	4	7	4	3	8	6	8	4	12	9
Philadelphia	10	1	2	9	10	10	13	10	9	11	6	10	6	9	3	12	3	3	2	13	11
Pittsburgh	3	1	7	4	3	3	4	7	3	3	12	14	2	1	2	4	4	12	12	3	2
San Diego	15	1	15	15	15	15	15	7	14	15	10	3	14	8	14	10	9	8	8	15	15
San Francisco	4	1	8	5	4	6	10	2	7	4	15	1	11	11	6	5	15	4	5	6	7
St. Louis	6	1	13	9	8	11	4	13	15	10	4	8	1	7	13	1	14	5	14	10	5
Washington	5	1	5	3	5	4	8	10	4	5	5	6	5	3	11	11	6	2	6	5	4

CLUB RANK PITCHING

CLUB	W	L	ERA	G	CG	SHO	SV	IP	H	TBF	R	ER	HR	SH	SF	HB	BB	IBB	SO	WP	BK
Arizona	15	1	14	1	10	14	14	13	13	10	14	14	12	9	14	7	7	13	8	7	11
Atlanta	7	8	3	1	4	5	2	9	8	7	3	3	5	13	12	1	9	10	4	15	1
Chicago	12	3	13	1	13	9	13	5	12	12	13	13	3	8	6	10	11	11	2	11	6
Cincinnati	11	5	9	1	4	5	8	12	1	4	5	9	13	2	7	13	12	5	5	4	11
Colorado	14	2	15	1	13	14	15	15	15	14	15	15	15	9	15	9	15	3	15	14	15
Los Angeles	2	14	4	1	3	3	4	3	5	6	7	4	11	1	4	2	3	6	1	11	8
Miami	9	6	11	1	8	3	9	6	14	13	11	11	2	12	9	5	5	6	14	8	8
Milwaukee	6	10	10	1	8	12	6	6	10	8	10	10	14	7	2	3	4	1	10	2	4
New York	7	8	6	1	13	9	9	4	9	11	8	8	10	6	1	6	13	12	3	8	1
Philadelphia	12	3	12	1	10	7	12	2	11	15	12	12	9	15	13	13	14	13	9	5	1
Pittsburgh	4	11	5	1	10	13	3	8	6	9	9	5	7	14	11	15	10	13	11	13	6
San Diego	9	6	2	1	7	11	11	14	2	2	2	2	4	11	10	4	6	3	7	10	8
San Francisco	4	11	7	1	1	7	5	10	3	1	6	6	8	2	7	11	2	6	13	5	14
St. Louis	3	13	8	1	1	1	1	11	4	5	4	6	6	2	4	12	8	6	12	2	11
Washington	1	15	1	1	4	2	6	1	7	3	1	1	1	2	3	7	1	2	6	1	4

NL BATTING LEADERS

BATTING AVERAGE

.319	Morneau,J	COL	37	Stanton,G	MIA
.315	Harrison,J	PIT	32	Rizzo,A	CHI
.314	McCutchen,A	PIT	30	Duda,L	NY
.311	Posey,B	SF	29	Upton,J	ATL
.306	Revere,B	PHI	29	Frazier,T	CIN
.302	Span,D	WSH	27	Gonzalez,A	LA
.301	Lucroy,J	MIL	26	LaRoche,A	WSH
.296	Puig,Y	LA	25	4 players tied	
.292	Werth,J	WSH			
.292	Castro,S	CHI			

HOME RUNS

RUNS BATTED IN

MULTI HIT GAMES

116	Gonzalez,A	LA	58	Span,D	WSH
105	Stanton,G	MIA	56	Revere,B	PHI
102	Upton,J	ATL	53	Lucroy,J	MIL
95	Howard,R	PHI	50	Yelich,C	MIA
92	Duda,L	NY	50	Harrison,J	PIT
92	LaRoche,A	WSH	50	Pence,H	SF
91	Desmond,I	WSH	49	Puig,Y	LA
90	Holliday,M	STL	49	Murphy,D	NY
89	Posey,B	SF	49	McCutchen,A	PIT
89	Kemp,M	LA	49	McGehee,C	MIA

RUNS

111	Rendon,A	WSH
106	Pence,H	SF
99	Carpenter,M	STL
95	Gomez,C	MIL
94	Yelich,C	MIA
94	Span,D	WSH
93	Freeman,F	ATL
92	Puig,Y	LA
92	Gordon,D	LA
89	3 players tied	

HITS

184	Revere,B	PHI
184	Span,D	WSH
180	Pence,H	SF
177	McGehee,C	MIA
176	Gordon,D	LA
176	Rendon,A	WSH
176	Lucroy,J	MIL
175	Freeman,F	ATL
172	Murphy,D	NY
172	McCutchen,A	PIT

TOTAL BASES

299	Stanton,G	MIA
297	McCutchen,A	PIT
290	Rendon,A	WSH
289	Pence,H	SF
285	Gonzalez,A	LA
280	Freeman,F	ATL
278	Upton,J	ATL
276	Rizzo,A	CHI
274	3 players tied	

GRAND SLAMS

3	Mesoraco,D	CIN
2	Ozuna,J	SD
2	Gyuna,M	MIA
2	Bumgarner,M	SF
2	Davis,I	PIT
1	32 players tied	

DOUBLES

53	Lucroy,J	MIL
43	Freeman,F	ATL
41	Gonzalez,A	LA
39	Rendon,A	WSH
39	Goldschmid,P	ARI
39	Span,D	WSH
38	Harrison,J	PIT
38	McCutchen,A	PIT
38	Kemp,M	LA
38	Peralta,J	STL

TRIPLES

12	Gordon,D	LA
10	Hechavarri,A	MIA
10	Crawford,B	SF
10	Pence,H	SF
9	Puig,Y	LA
9	Peralta,D	ARI
8	Hamilton,B	CIN
8	Span,D	WSH
7	3 players tied	

STOLEN BASES

64	Gordon,D	LA
56	Hamilton,B	CIN
49	Revere,B	PHI
34	Gomez,C	MIL
31	Span,D	WSH
30	Marte,S	PIT
30	Young,Jr,E	NY
28	Blackmon,C	COL
28	Rollins,J	PHI
26	Bonifacio,E	ATL

HITTING STREAKS

28	Arenado,N	COL
9-Apr - 8-May		
20	Gattis,E	ATL
25-May - 21-Jun		
18	Inciarte,E	ARI
29-Jul - 18-Aug		
18	Pence,H	SF
19-Aug - 6-Sep		
18	Gomez,C	MIL
2-Jun - 22-Jun		

WALKS

95	Carpenter,M	STL
94	Stanton,G	MIA
90	Freeman,F	ATL
84	McCutchen,A	PIT
83	Werth,J	WSH
82	LaRoche,A	WSH
79	Granderson,C	NY
74	Holliday,M	STL
73	Rizzo,A	CHI
70	Yelich,C	MIA

ON BASE PERCENTAGE

.410	McCutchen,A	PIT
.395	Stanton,G	MIA
.394	Werth,J	WSH
.386	Rizzo,A	CHI
.386	Freeman,F	ATL
.382	Puig,Y	LA
.375	Carpenter,M	STL
.373	Lucroy,J	MIL
.370	Holliday,M	STL
.369	Ramirez,H	LA

SLUGGING PERCENTAGE

.555	Stanton,G	MIA
.542	McCutchen,A	PIT
.527	Rizzo,A	CHI
.506	Kemp,M	LA
.496	Morneau,J	COL
.491	Upton,J	ATL
.490	Harrison,J	PIT
.490	Posey,B	SF
.482	Gonzalez,A	LA
.481	Duda,L	NY

EXTRA BASE HITS

69	Stanton,G	MIA
69	McCutchen,A	PIT
68	Lucroy,J	MIL
68	Gonzalez,A	LA
66	Rendon,A	WSH
66	Kemp,M	LA
65	Freeman,F	ATL
65	Upton,J	ATL
62	Puig,Y	LA
61	3 players tied	

OUTFIELD ASSISTS

15	Puig,Y	LA
10	Ozuna,M	MIA
10	Inciarte,E	ARI
10	Hamilton,B	CIN
9	Upton,B	ATL
9	Schierholt,N	WSH
9	Pence,H	SF
9	Parra,G	MIL
9	Heyward,J	ATL
9	Harper,B	WSH

HOME BATTING AVG

.348	Span,D	WSH
.331	Blackmon,C	COL
.328	McCutchen,A	PIT
.327	Morneau,J	COL
.319	Harrison,J	PIT
.316	LeMahieu,D	COL
.315	Rizzo,A	CHI
.313	Adams,M	STL
.310	Stanton,G	MIA
.307	Lucroy,J	MIL

ROAD BATTING AVG.

.348	Posey,B	SF
.322	Murphy,D	NY
.312	Harrison,J	PIT
.311	Revere,B	PHI
.309	Morneau,J	COL
.309	Ramirez,A	MIL
.307	Castro,S	CHI
.305	Carpenter,M	STL
.305	Puig,Y	LA
.304	Freeman,F	ATL

RISP BATTING AVG

.372	Harrison,J	PIT
.361	Holliday,M	STL
.357	Pence,H	SF
.346	Posey,B	SF
.338	Werth,J	WSH
.333	Gonzalez,A	LA
.331	Gomez,C	MIL
.321	Ramirez,H	LA
.320	Blackmon,C	COL
.320	Morneau,J	COL

DAY BATTING AVG

.368	Blackmon,C
.354	Revere,B
.340	Puig,Y
.335	Posey,B
.328	Kemp,M
.327	Morneau,J
.325	Gonzalez,A
.318	Harrison,J
.316	Span,D
.313	Werth,J

NIGHT BATTING AVG

.339	McCutchen,A
.336	Marte,S
.315	Morneau,J
.314	Harrison,J
.313	Lucroy,J
.305	Freeman,F
.305	Stanton,G
.299	Rendon,A
.296	Posey,B
.295	Span,D

VS RIGHTY AVG

.341	Morneau,J
.321	McCutchen,A
.318	Adams,M
.317	Sandoval,P
.314	Span,D
.314	Posey,B
.307	Harrison,J
.307	Puig,Y
.304	Heyward,J
.303	Gonzalez,A

VS LEFTY AVG.

.395	Johnson,C
.367	Wright,D
.345	Harrison,J
.343	Stanton,G
.341	Revere,B
.331	Werth,J
.327	Ramirez,A
.321	Hechavarri,A
.320	Crawford,B
.317	Yelich,C

CAUGHT STEALING

23	Hamilton,B
19	Gordon,D
12	Gomez,C
11	Marte,S
10	LeMahieu,D
10	Blackmon,C
9	Segura,J
8	4 players tied

SACRIFICE BUNTS

13	Miller,S
12	Wheeler,Z
12	Cueto,J
11	Roark,T
10	Segura,J
9	9 players tied

SACRIFICE FLIES

11	Gonzalez,A
10	Crawford,B
9	Carpenter,M
9	Utley,C
8	Posey,B
8	Upton,J
8	LaRoche,A
8	Morneau,J
7	4 players tied

STRIKEOUTS

190	Howard,R
185	Byrd,M
183	Desmond,I
173	Upton,B
171	Upton,J
170	Stanton,G
164	Ozuna,M
159	Johnson,C
149	Bruce,J
145	2 players tied

GROUNDED INTO DP

31	McGehee,C
25	Simmons,A
23	Johnson,C
22	Wright,D
21	Hechavarri,A
21	Kemp,M
20	Holliday,M
19	Morse,M
19	Peralta,J
18	3 players tied

INTENTIONAL WALKS

24	Stanton,G
12	Mercer,J
12	Utley,C
11	Tejada,R
11	Montero,M
10	Crawford,B
10	Goldschmid,P
9	LaRoche,A
9	Gonzalez,A
8	2 players tied

HIT BY PITCH

20	Jay,J
19	Gomez,C
17	Marte,S
17	Holliday,M
15	Rizzo,A
15	Martin,Jr,R
13	Blackmon,C
13	Utley,C
13	Ramirez,A
12	4 players tied

AT BATS

650	Pence,H
616	McGehee,C
613	Rendon,A
610	Span,D
609	Gordon,D
607	Freeman,F
601	Revere,B
597	Frazier,T
596	Murphy,D
595	Carpenter,M

**HARDEST TO FAN
(PLATE APP. PER SO)**

12.8	Revere,B
10.3	Span,D
9.6	Simmons,A
9.2	Lucroy,J
9.2	Morneau,J
8.8	Posey,B
8.0	Segura,J
7.8	Utley,C
7.5	Sandoval,P
7.5	Murphy,D

**RBI RATIO
(AT BATS PER RBI)**

5.1	Gonzalez,A
5.1	Stanton,G
5.4	LaRoche,A
5.5	Upton,J
5.6	Duda,L
6.0	Howard,R
6.1	Kemp,M
6.1	Morneau,J
6.1	Posey,B
6.3	Ramirez,H

**HOME RUN RATIO
(AT BATS PER HOME RUN)**

14.6	Stanton,G
14.6	Rizzo,A
17.1	Duda,L
19.0	LaRoche,A
19.5	Upton,J
20.6	Frazier,T
21.6	Kemp,M
21.9	Gonzalez,A
21.9	McCutchen,A
22.3	Walker,N

**HARDEST TO DOUBLE UP
(AT BATS PER GIDP)**

564.0	Granderson,C
563.0	Hamilton,B
286.5	Heyward,J
203.0	Gordon,D
198.3	Carpenter,M
197.7	Blackmon,C
122.8	Crawford,B
101.7	Span,D
99.0	Marte,S
98.5	Byrd,M

GAMES PLAYED

162	Freeman,F
162	Pence,H
160	McGehee,C
159	Gonzalez,A
158	Carpenter,M
157	Frazier,T
157	Sandoval,P
157	Peralta,J
156	Holliday,M
155	2 players tied

NL PITCHING LEADERS

EARNED RUN AVERAGE

1.77	Kershaw,C	LA
2.25	Cueto,J	CIN
2.38	Wainwright,A	STL
2.41	Fister,D	WSH
2.46	Hamels,C	PHI
2.65	Alvarez,H	MIA
2.66	Zimmermann,J	WSH
2.71	Greinke,Z	LA
2.74	Lynn,L	STL
2.78	Wood,A	ATL

WINS

21	Kershaw,C	LA
20	Cueto,J	CIN
20	Wainwright,A	STL
18	Bumgarner,M	SF
17	Peralta,W	MIL
17	Greinke,Z	LA
16	Fister,D	WSH
15	4 players tied	

WINNING STREAKS

11	Kershaw,C	LA
2-Jun - 10-Aug		
8	Zimmermann,J	WSH
2-Aug - 28-Sep		
7	5 streaks tied	

SAVES

47	Kimbrel,C	ATL
45	Rosenthal,T	STL
44	Jansen,K	LA
44	Rodriguez,F	MIL
39	Cishek,S	MIA
39	Papelbon,J	PHI
36	Chapman,A	CIN
33	Melancon,M	PIT
32	Reed,A	ARI
32	Soriano,R	WSH

GAMES STARTED

34	Strasburg,S	WSH
34	Cueto,J	CIN
34	Burnett,A	PHI
33	8 players tied	

COMPLETE GAMES

6	Kershaw,C	LA
5	Wainwright,A	STL
4	Teheran,J	ATL
4	Bumgarner,M	SF
4	Cueto,J	CIN
3	Alvarez,H	MIA
3	Zimmermann,J	WSH
2	4 players tied	

GAMES

78	Smith,W	MIL
78	Watson,T	PIT
76	Familia,J	NY
75	Ottavino,A	COL
75	Dunn,M	MIA
75	Clippard,T	WSH
74	Brothers,R	COL
74	Duke,Z	MIL
73	4 players tied	

INNINGS PITCHED

243.2	Cueto,J	CIN
227.0	Wainwright,A	STL
221.0	Teheran,J	ATL
217.1	Bumgarner,M	SF
215.0	Strasburg,S	WSH
214.1	Leake,M	CIN
213.2	Burnett,A	PHI
204.2	Hamels,C	PHI
204.1	Harang,A	ATL
203.2	Lynn,L	STL

STRIKEOUTS

242	Strasburg,S	WSH
242	Cueto,J	CIN
239	Kershaw,C	LA
219	Bumgarner,M	SF
207	Kennedy,I	SD
207	Greinke,Z	LA
198	Hamels,C	PHI
195	Ross,T	SD
190	Burnett,A	PHI
187	Wheeler,Z	NY

WINNING PERCENTAGE

.875	Kershaw,C	LA	(21-3)
.737	Zimmermann,J	WSH	(14-5)
.727	Fister,D	WSH	(16-6)
.690	Cueto,J	CIN	(20-9)
.690	Wainwright,A	STL	(20-9)
.688	Cole,G	PIT	(11-5)
.680	Greinke,Z	LA	(17-8)
.667	Ryu,H	LA	(14-7)
.667	Arrieta,J	CHI	(10-5)
.650	Volquez,E	PIT	(13-7)

SHUTOUTS

3	Alvarez,H	MIA
3	Wainwright,A	STL
2	Teheran,J	ATL
2	Bumgarner,M	SF
2	Zimmermann,J	WSH
2	Cashner,A	SD
2	Kershaw,C	LA
2	Cueto,J	CIN
2	Lohse,K	MIL
1	14 players tied	

OPP. BATTING AVERAGE AGAINST

.194	Cueto,J	CIN
.196	Kershaw,C	LA
.218	Liriano,F	PIT
.222	Wainwright,A	STL
.230	Ross,T	SD
.232	Teheran,J	ATL
.233	Garza,M	MIL
.235	Hamels,C	PHI
.235	Volquez,E	PIT
.236	Miller,S	STL

HOME EARNED RUN AVERAGE

1.60	Alvarez,H	MIA
1.70	Kershaw,C	LA
1.71	Cueto,J	CIN
1.88	Ross,T	SD
2.11	Teheran,J	ATL
2.41	Wood,A	ATL
2.50	Lynn,L	STL
2.52	Roark,T	WSH
2.55	Greinke,Z	LA
2.56	Strasburg,S	WSH

ROAD EARNED RUN AVERAGE

1.72	Wainwright,A	STL
1.82	Hamels,C	PHI
1.85	Kershaw,C	LA
2.22	Bumgarner,M	SF
2.70	Gallardo,Y	MIL
2.76	Zimmermann,J	WSH
2.86	Greinke,Z	LA
2.89	Cueto,J	CIN
3.01	Volquez,E	PIT
3.03	Ryu,H	LA

DAY EARNED RUN AVERAGE

1.52	Cueto,J
1.56	Zimmermann,J
1.81	Ross,T
2.10	Hamels,C
2.54	Wainwright,A
2.57	Gallardo,Y
2.61	Simon,A
2.65	Peralta,W
2.74	Miller,S
2.76	Gee,D

NIGHT EARNED RUN AVERAGE

1.65	Kershaw,C	LA
2.14	Lynn,L	STL
2.30	Wainwright,A	STL
2.46	Cashner,A	SD
2.48	Alvarez,H	MIA
2.52	Greinke,Z	LA
2.58	Teheran,J	ATL
2.62	Fister,D	WSH
2.65	Hamels,C	PHI
2.66	Wood,A	ATL

HITS ALLOWED

223	Eovaldi,N
218	Colon,B
217	Leake,M
215	Harang,A
214	Kendrick,K
207	Miley,W
205	Burnett,A
199	Hudson,T
198	3 players tied

LOSSES

18	Burnett,A	PHI
17	Stults,E	SD
15	Jackson,J,E	CHI
14	Eovaldi,N	MIA
14	Ross,T	SD
13	8 players tied	

HOME RUNS ALLOWED

29	Estrada,M	MIL
27	Haren,D	LA
26	Stults,E	SD
25	Kendrick,K	PHI
24	Morales,F	COL
23	Strasburg,S	WSH
23	Leake,M	CIN
23	Peralta,W	MIL
23	Miley,W	ARI
22	6 players tied	

FEWEST WALKS PER 9 IP

1.3	Zimmermann,J	WSH
1.3	Fister,D	WSH
1.3	Colon,B	NY
1.4	Kershaw,C	LA
1.6	Alvarez,H	MIA
1.6	Hudson,T	SF
1.7	Haren,D	LA
1.8	Roark,T	WSH
1.8	Bumgarner,M	SF
1.8	Strasburg,S	WSH

WILD PITCHES

15	Lincecum,T	SF
15	Volquez,E	PIT
12	Ross,T	SD
12	Greinke,Z	LA
12	Liriano,F	PIT
11	Kennedy,I	SD
9	10 players tied	

HIT BATSMEN

19	Morton,C	PIT
16	Burnett,A	PHI
15	Cueto,J	CIN
14	Volquez,E	PIT
13	Leake,M	CIN
12	Simon,A	CIN
11	Wheeler,Z	NY
11	Kendrick,K	PHI
9	5 players tied	

EARNED RUNS

109	Burnett,A	PHI
102	Kendrick,K	PHI
99	Jackson,J,E	CHI
97	Eovaldi,N	MIA
97	Miley,W	ARI
97	Wood,T	CHI
92	Colon,B	NY
88	Leake,M	CIN
86	Santana,E	ATL
85	Morales,F	COL

STRIKEOUTS PER 9 IP

10.8	Kershaw,C	LA
10.1	Strasburg,S	WSH
9.7	Liriano,F	PIT
9.3	Kennedy,I	SD
9.2	Greinke,Z	LA
9.1	Wheeler,Z	NY
9.1	Bumgarner,M	SF
9.0	Ross,T	SD
8.9	Cueto,J	CIN
8.9	Wood,A	ATL

BALKS

4	Morales,F	COL
3	Perez,O	ARI
2	Cingrani,A	CIN
2	Hatcher,D	MIA
2	Kershaw,C	LA
2	Martin,C	COL
1	39 players tied	

WALKS

96	Burnett,A	PHI
81	Liriano,F	PIT
79	Wheeler,Z	NY
76	Wood,T	CHI
75	Miley,W	ARI
73	Miller,S	STL
73	Hernandez,R	LA
72	Lynn,L	STL
72	Ross,T	SD
71	3 players tied	

RUNS ALLOWED

122	Burnett,A	PHI
110	Wood,T	CHI
108	Kendrick,K	PHI
107	Eovaldi,N	MIA
105	Jackson,J,E	CHI
103	Miley,W	ARI
101	Haren,D	LA
97	Colon,B	NY
93	Leake,M	CIN
93	Stults,E	SD

OPP. BAT. AVG. AGAINST

.194	Cueto,J	CIN
.196	Kershaw,C	LA
.218	Liriano,F	PIT
.222	Wainwright,A	STL
.230	Ross,T	SD
.232	Teheran,J	ATL
.233	Garza,M	MIL
.235	Hamels,C	PHI
.235	Volquez,E	PIT
.236	Miller,S	STL

GAMES FINISHED

66	Rodriguez,F	MIL
59	Rosenthal,T	STL
57	Jansen,K	LA
55	Reed,A	ARI
55	Cishek,S	MIA
54	Kimbrel,C	ATL
52	Papelbon,J	PHI
49	Mejia,J	NY
48	3 players tied	

NL ROOKIE BATTING LEADERS

BATTING AVERAGE

.305	Panik,J	SF	13	D'Arnaud,T	NY
.286	Peralta,D	ARI	12	Olt,M	CHI
.278	Inciarte,E	ARI	12	Wong,K	STL
.267	Solarte,Y	SD	10	Alcantara,A	CHI
.261	Owings,C	ARI	9	Baez,J	CHI
.251	La Stella,T	ATL	9	Medica,T	SD
.250	Hamilton,B	CIN	8	Peralta,D	ARI
.249	Wong,K	STL	7	Polanco,G	PIT
.247	Flores,W	NY	6	4 players tied	
.242	D'Arnaud,T	NY			

HOME RUNS

48	Hamilton,B	CIN
42	Wong,K	STL
41	D'Arnaud,T	NY
36	Peralta,D	ARI
33	Polanco,G	PIT
33	Olt,M	CHI
31	LA Stella,T	ATL
29	Alcantara,A	CHI
29	Flores,W	NY
27	2 players tied	

RUNS BATTED IN

37	Hamilton,B	CIN
30	Peralta,D	ARI
28	Inciarte,E	ARI
25	Wong,K	STL
25	Panik,J	SF
22	D'Arnaud,T	NY
20	La Stella,T	ATL
19	Owings,C	ARI
17	Polanco,G	PIT
16	Solarte,Y	SD

MULTI HIT GAMES

1	Hernandez,E	MIA
1	Olt,M	CHI
1	Lamb,J	ARI
1	Flores,W	NY
1	Wong,K	STL
1	Marte,A	ARI
1	McBride,M	COL
1	Peralta,D	ARI

RUNS

72	Hamilton,B	CIN
54	Inciarte,E	ARI
52	Wong,K	STL
50	Polanco,G	PIT
48	D'Arnaud,T	NY
40	Peralta,D	ARI
34	Owings,C	ARI
31	Alcantara,A	CHI
31	Medica,T	SD
31	Panik,J	SF

HITS

141	Hamilton,B	CIN
116	Inciarte,E	ARI
100	Wong,K	STL
94	Peralta,D	ARI
93	D'Arnaud,T	NY
82	Panik,J	SF
81	Owings,C	ARI
80	La Stella,T	ATL
65	Polanco,G	PIT
64	Flores,W	NY

TOTAL BASES

200	Hamilton,B	CIN
160	D'Arnaud,T	NY
156	Wong,K	STL
150	Inciarte,E	ARI
148	Peralta,D	ARI
126	Owings,C	ARI
102	Alcantara,A	CHI
101	La Stella,T	ATL
99	Panik,J	SF
98	2 players tied	

GRAND SLAMS

1	Hernandez,E	MIA
1	Olt,M	CHI
1	Lamb,J	ARI
1	Flores,W	NY
1	Wong,K	STL
1	Marte,A	ARI
1	McBride,M	COL
1	Peralta,D	ARI

DOUBLES

25	Hamilton,B	CIN
22	D'Arnaud,T	NY
18	Inciarte,E	ARI
16	La Stella,T	ATL
15	Owings,C	ARI
14	Wong,K	STL
13	Flores,W	NY
12	Peralta,D	ARI
11	3 players tied	

TRIPLES

9	Peralta,D	ARI
8	Hamilton,B	CIN
6	Owings,C	ARI
3	Goebbert,J	SD
3	Wong,K	STL
3	D'Arnaud,T	NY
2	5 players tied	

STOLEN BASES

56	Hamilton,B	CIN
20	Wong,K	STL
19	Inciarte,E	ARI
14	Polanco,G	PIT
8	Alcantara,A	CHI
8	Owings,C	ARI
7	Den Dekker,M	NY
6	Medica,T	SD
6	Peralta,D	ARI
5	3 players tied	

HITTING STREAKS

18	Inciarte,E	ARI
29-Jul - 18-Aug		
15	Inciarte,E	ARI
12-Sep - 27-Sep		
12	Hamilton,B	CIN
10-Jun - 24-Jun		
11	Polanco,G	PIT
10-Jun - 21-Jun		
10	Campbell,E	NY
27-Jun - 13-Jul		

WALKS

36	La Stella,T	ATL
34	Hamilton,B	CIN
32	D'Arnaud,T	NY
30	Polanco,G	PIT
25	Olt,M	CHI
25	Inciarte,E	ARI
23	Solarte,Y	SD
21	Den Dekker,M	NY
21	Wong,K	STL
17	2 players tied	

ON BASE PERCENTAGE

.343	Panik,J	SF
.336	Solarte,Y	SD
.328	La Stella,T	ATL
.320	Peralta,D	ARI
.318	Inciarte,E	ARI
.307	Polanco,G	PIT
.302	D'Arnaud,T	NY
.300	Owings,C	ARI
.292	Hamilton,B	CIN
.292	Wong,K	STL

SLUGGING PERCENTAGE

.450	Peralta,D	ARI
.416	D'Arnaud,T	NY
.408	Medica,T	SD
.406	Owings,C	ARI
.388	Wong,K	STL
.375	Flores,W	NY
.368	Panik,J	SF
.367	Alcantara,A	CHI
.359	Inciarte,E	ARI
.356	Olt,M	CHI

EXTRA BASE HITS

39	Hamilton,B	CIN
38	D'Arnaud,T	NY
29	Wong,K	STL
29	Peralta,D	ARI
27	Owings,C	ARI
24	Inciarte,E	ARI
23	Alcantara,A	CHI
22	Medica,T	SD
20	Olt,M	CHI
20	Flores,W	NY

OUTFIELD ASSISTS

10	Inciarte,E	ARI
10	Hamilton,B	CIN
6	Peralta,D	ARI
5	Polanco,G	PIT
4	Den Dekker,M	NY
4	Almonte,A	SD
3	Taveras,O	STL
3	Alcantara,A	CHI
2	6 players tied	

NL ROOKIE PITCHING LEADERS

EARNED RUN AVERAGE

2.69	Degrom,J
3.30	Hale,D
3.36	Despaigne,O
3.75	Buchanan,D
3.76	Nuno,V
4.01	Anderson,C
4.05	Matzek,T

WINS

9	Degrom,J
9	Anderson,C
7	Hendricks,K
7	Hahn,J
6	Buchanan,D
6	Matzek,T
4	5 players tied

WINNING STREAKS

5	Degrom,J	NY
8-Jul - 2-Aug		ARI
5	Hendricks,K	CHI
1-Aug - 3-Sep		SD
5	Anderson,C	ARI
11-May - 8-Jun		COL
4	3 streaks tied	

SAVES

6	Quackenbus,K	SD
5	Familia,J	NY
3	Ramirez,N	CHI
1	Simmons,S	ATL
1	Giles,K	PHI
1	Strickland,H	SF
1	Holdzkom,J	PIT

GAMES STARTED

22	Degrom,J
21	Anderson,C
20	Buchanan,D
19	Matzek,T
16	Despaigne,O
14	Nuno,V
13	Wada,T
13	Hendricks,K
12	Hahn,J
12	Nelson,J

COMPLETE GAMES

1	Matzek,T	COL
		NY
		ARI
		PHI
		COL
		SD
		ARI
		CHI
		CHI
		SD
		MIL

GAMES

76	Familia,J	NY
61	Schlitter,B	CHI
57	Marshall,E	ARI
56	Quackenbus,K	SD
54	Kahnle,T	COL
50	Barrett,A	WSH
50	Ramirez,N	CHI
50	Hollands,M	PHI
45	Hale,D	ATL
44	2 players tied	

INNINGS PITCHED

140.1	Degrom,J
117.2	Buchanan,D
117.2	Matzek,T
114.1	Anderson,C
96.1	Despaigne,O
87.1	Hale,D
83.2	Nuno,V
80.1	Hendricks,K
77.1	Familia,J
73.1	Hahn,J

STRIKEOUTS

144	Degrom,J	NY
105	Anderson,C	ARI
91	Matzek,T	COL
73	Familia,J	NY
71	Buchanan,D	PHI
70	Hahn,J	SD
69	Nuno,V	ARI
65	Despaigne,O	SD
64	Giles,K	PHI
63	Kahnle,T	COL

WINNING PERCENTAGE

.600	Degrom,J	NY	(9-6)
.563	Anderson,C	ARI	(9-7)
.353	Matzek,T	COL	(6-11)

SHUTOUTS

1	Matzek,T
---	----------

OPPONENTS BAT. AVG. AGAINST

.228	Nuno,V	ARI
.228	Degrom,J	NY
.237	Despaigne,O	SD
.264	Hale,D	ATL
.264	Buchanan,D	PHI
.267	Matzek,T	COL
.268	Anderson,C	ARI

FINAL SPRING TRAINING STATISTICS

BATTING

NAME	BA	SLG	OBP	G	AB	R	H	TB	2B	3B	HR	RBI	SH	SF	HBP	BB	IBB	SO	SB	CS	GDP	E
Aliotti	.167	.333	.167	6	6	0	1	2	1	0	0	1	0	0	0	0	0	1	0	0	0	0
Barton	.273	.394	.478	17	33	6	9	13	4	0	0	5	0	0	1	12	0	2	0	0	0	0
Burns	.306	.347	.370	26	72	12	22	25	1	1	0	3	1	1	0	8	0	16	10	3	1	1
Callaspo	.333	.392	.393	19	51	9	17	20	3	0	0	4	0	0	0	5	0	3	0	0	0	1
Carrithers	.364	.364	.333	12	11	2	4	4	0	0	0	2	0	1	0	0	0	0	0	0	0	1
Caspedes	.167	.267	.215	20	60	10	10	16	3	0	1	9	0	1	1	3	0	14	0	0	3	1
Coleman	.143	.571	.333	6	7	1	1	4	0	0	1	1	0	0	0	2	0	5	0	0	1	0
Crisp	.261	.348	.414	16	46	11	12	16	4	0	0	5	0	0	0	12	0	11	1	0	0	0
Crocker	.000	.000	.000	2	1	0	0	0	0	0	0	0	0	0	0	0	0	1	0	0	0	0
Crumbly	.200	.400	.333	7	5	0	1	2	1	0	0	1	0	0	0	1	0	1	0	0	0	0
Donaldson	.275	.549	.377	19	51	10	14	28	3	1	3	12	0	1	1	8	0	12	0	0	1	3
Elmore	.314	.353	.397	24	51	9	16	18	2	0	0	4	1	0	0	7	0	8	0	2	1	2
Freiman	.238	.405	.327	23	42	4	10	17	2	1	1	11	0	1	1	5	0	11	0	0	2	0
Fuld	.271	.475	.348	22	59	14	16	28	1	4	1	7	0	0	0	7	0	5	1	0	1	0
Gimenez	.242	.333	.324	25	33	1	8	11	3	0	0	3	1	0	0	4	0	8	0	0	2	1
Goebbert	.111	.167	.238	19	18	2	2	3	1	0	0	0	1	0	0	3	0	9	0	0	1	0
Jaso	.292	.500	.364	19	48	8	14	24	4	0	2	13	0	1	2	4	0	13	0	0	3	1
Ladendorf	.267	.333	.267	11	15	2	4	5	1	0	0	2	0	0	0	0	2	0	0	0	2	0
Lipkin	---	---	---	1	0	0	0	0	0	0	0	0	0	0	0	0	0	0	0	0	0	0
Lowrie	.231	.481	.305	18	52	12	12	25	5	1	2	12	0	1	0	6	1	10	0	0	1	4
Martinez	.207	.207	.207	20	29	3	6	6	0	0	0	3	0	0	0	0	2	0	0	0	0	0
Maxwell	.250	.500	.250	4	4	0	1	2	1	0	0	0	0	0	0	0	2	0	0	0	0	0
McKinney	.385	.462	.429	12	13	4	5	6	1	0	0	2	0	0	0	1	0	3	0	0	0	1
Montz	.292	.583	.357	13	24	2	7	14	1	0	2	5	0	1	0	3	0	6	0	0	0	0
Moss	.364	.682	.462	16	44	9	16	30	2	0	4	14	0	0	2	6	0	11	0	0	0	2
Muncy	1.000	1.000	1.000	1	1	1	1	1	1	0	0	0	1	0	0	0	0	0	0	0	0	0
Myers	.000	.000	.000	3	2	0	0	0	0	0	0	0	0	0	0	0	0	0	0	0	0	0
Nakajima	.333	.333	.429	6	6	3	2	2	0	0	0	1	0	0	0	1	0	1	0	0	0	0
Norris	.378	.689	.417	16	45	11	17	31	5	0	3	12	0	0	0	3	0	5	1	0	2	1
Nunez	.000	.000	.000	2	3	0	0	0	0	0	0	0	0	0	0	0	0	2	0	0	0	0
Oberacker	.333	.333	.500	5	3	1	1	1	0	0	0	0	0	0	0	1	0	1	0	0	0	0
Olson	---	---	---	2	0	1	0	0	0	0	0	0	0	0	0	0	0	0	0	0	0	0
Ortiz	.333	.333	.333	4	3	0	1	1	0	0	0	0	0	0	0	0	0	2	0	0	0	1
Parrino	.000	.000	.500	1	1	0	0	0	0	0	0	0	0	0	0	1	0	0	0	0	0	0
Perez	1.000	1.000	1.000	2	1	0	1	1	0	0	0	1	0	0	0	0	0	0	0	0	0	0
Peterson	.167	.167	.375	10	12	0	2	2	0	0	0	1	0	0	0	4	0	6	0	0	1	0
Punto	.356	.422	.431	17	45	8	16	19	3	0	0	5	0	0	0	6	0	6	1	1	1	2
Reddick	.333	.574	.373	19	54	5	18	31	4	0	3	15	0	1	0	4	0	15	1	0	2	0
Robertson	.217	.217	.217	17	23	1	5	5	0	0	0	1	0	0	0	0	0	10	0	0	0	1
Russell	.280	.440	.280	12	25	3	7	11	2	1	0	3	0	0	0	0	0	5	1	0	0	2
Sogard	.255	.298	.340	18	47	8	12	14	2	0	0	4	1	0	0	6	0	8	2	0	3	3
B. Taylor	---	---	---	1	0	0	0	0	0	0	0	0	0	0	0	0	0	0	0	0	0	0
M. Taylor	.274	.532	.348	27	62	11	17	33	5	1	3	10	0	0	1	6	0	17	1	0	3	1
Vogt	.364	.659	.429	20	44	9	16	29	2	1	3	12	0	0	0	5	0	5	1	0	0	1
Whitaker	.000	.000	.000	4	2	0	0	0	0	0	0	0	0	0	0	0	0	0	0	0	0	0
TEAM	.280	.433	.358	33	1156	193	324	500	67	11	29	185	6	9	9	135	1	239	20	6	29	33
OPPONENTS	.261	.436	.324	33	1117	168	292	487	51	6	44	158	3	13	13	96	0	247	27	10	28	29

REVIEW

PITCHING

NAME	W	L	ERA	G	GS	CGSHO	SV	INN	H	R	ER	HR	SH	SFHBP	BB	IBB	SO	WP	BK	BA		
Abad	0	0	3.27	11	0	0	0	11.0	8	4	4	2	0	1	0	0	12	0	0	.205		
Alcantara	0	0	0.00	2	0	0	0	4.0	3	1	0	0	1	0	0	1	2	0	0	.214		
Barham	0	0	0.00	1	0	0	0	0.1	0	0	0	0	0	0	0	0	1	0	0	.000		
Buschmann	0	0	5.40	5	0	0	0	5.0	5	3	3	1	0	0	0	1	8	0	0	.238		
Chavez	5	1	2.22	7	5	0	0	28.1	22	7	7	4	0	0	1	6	25	0	0	.216		
R. Doolittle	0	0	40.50	1	0	0	0	0.2	2	3	3	0	0	0	0	1	0	1	0	.500		
S. Doolittle	1	1	3.24	9	0	0	0	8.1	7	3	3	2	0	0	0	1	6	0	0	.226		
Dull	0	0	27.00	3	0	0	0	1.2	6	6	5	2	0	1	1	1	2	0	0	.600		
Flores	0	0	8.10	4	0	0	0	1	3.1	2	4	3	0	0	0	5	4	1	0	.167		
Frankoff	0	0	0.00	1	0	0	0	0	1.0	1	0	0	0	0	0	1	0	1	0	.250		
Gailey	0	0	9.00	2	0	0	0	0	2.0	2	2	2	1	0	0	0	1	0	2	.250		
Gray	0	1	3.48	6	6	0	0	20.2	18	11	8	1	0	1	0	6	16	2	0	.228		
Gregerson	0	0	4.91	8	0	0	0	0	7.1	9	4	4	0	0	0	3	9	1	0	.310		
Griffin	0	0	10.38	3	3	0	0	0	8.2	19	10	10	2	0	1	1	0	6	0	.452		
Hassebrock	0	0	0.00	1	0	0	0	0	0.1	0	0	0	0	0	0	0	0	1	1	.000		
Hooker	1	2	12.79	7	0	0	0	0	6.1	8	9	9	3	1	1	0	4	4	0	.364		
House	0	0	5.40	1	0	0	0	0	1.2	2	1	1	0	0	1	0	0	1	0	.333		
Humber	0	1	15.00	7	0	0	0	0	6.0	11	11	10	1	0	0	3	6	5	1	.393		
Johnson	0	0	5.00	9	0	0	0	0	9.0	11	5	5	1	0	1	0	3	0	5	.324		
Kazmir	1	0	1.62	4	4	0	0	0	16.2	9	3	3	0	0	0	7	0	14	1	.155		
Leon	0	0	2.13	5	1	0	0	1	12.2	6	3	3	0	0	0	1	4	0	11	.140		
Lindblom	0	2	4.02	6	1	0	0	0	15.2	16	7	7	2	1	1	0	4	0	11	.271		
McBryde	0	0	3.38	3	0	0	0	0	2.2	3	1	1	1	0	0	0	0	1	0	.300		
Milone	2	1	4.26	5	4	0	0	0	19.0	18	12	9	4	0	2	1	5	0	8	.240		
Murphy	0	0	0.00	1	1	0	0	0	4.1	1	0	0	0	0	0	1	0	2	0	.071		
Neal	1	0	0.00	2	0	0	0	0	3.2	1	0	0	0	0	0	0	0	6	0	.100		
Nieve	0	0	6.35	6	0	0	0	0	1	5.2	11	4	4	2	0	0	0	2	5	.423		
Otero	1	0	4.50	9	0	0	0	0	12.0	12	8	6	2	0	0	1	0	9	2	.255		
Parker	0	0	10.61	3	3	0	0	0	9.1	11	11	11	3	0	0	1	4	0	8	.289		
Pomeranz	1	1	2.84	8	0	0	0	0	12.2	13	7	4	2	0	0	1	3	0	20	.250		
Sanburn	0	0	16.20	2	0	0	0	0	1.2	3	3	3	1	0	0	0	0	1	0	.375		
Savery	1	0	2.08	8	1	0	0	0	8.2	12	4	2	0	0	1	0	7	0	12	.333		
Scribner	0	1	5.25	9	0	0	0	0	12.0	14	7	7	2	0	1	0	2	0	11	.286		
Smyth	0	0	3.00	3	0	0	0	0	3.0	1	1	1	1	0	0	0	0	1	0	.091		
Straily	0	0	4.73	4	4	0	0	0	13.1	14	7	7	1	0	1	1	10	0	8	.275		
Urtaub	1	1	8.10	4	0	0	0	0	3.1	4	3	3	2	0	0	0	2	0	1	.333		
Werner	0	0	0.00	7	0	0	0	0	5.2	2	0	0	0	0	0	0	2	0	4	.105		
Ynoa	0	1	9.00	2	0	0	0	0	3.0	5	3	3	1	0	0	1	3	0	3	.417		
TEAM	15	13	4.68	33	33	0	2	4	290.2	292	168	151	44	3	13	13	96	0	247	17	1	.261
OPPONENTS	13	15	5.49	33	33	0	1	6	290.0	324	193	177	29	6	9	9	135	1	239	17	3	.280

SPRING TRAINING RESULTS

DATE	OPPONENT	SCORE	RECORD	WINNER	LOSER	ATTEND.	HOME CUM.
Feb. 26	at San Francisco	W, 10-5	1-0	Chavez	Petit	6,498	
Feb. 27	Milwaukee	L, 3-11	1-1	Estrada	Milone	3,649	3,649
Feb. 28	San Francisco	W, 7-6	2-1	Neal	Hembree	4,285	7,934
March 1	Texas	T, 2-2	2-1-1	--	--	4,232	12,166
March 2	at Los Angeles (AL)	W, 3-2	3-1-1	Chavez	Santiago	4,777	
March 3	Los Angeles (NL)	W, 7-3	4-1-1	Doolittle	Kershaw	3,862	16,028
March 4	Milwaukee	W, 6-4		Urlaub	Hellweg	2,209	18,237
	at Chicago (NL)	L, 4-6	5-2-1	Rosscup	Ynoa	10,049	
March 5	at Milwaukee	L, 2-7	5-3-1	Duke	Pomeranz	2,408	
March 6	at Arizona	T, 8-8 (10)	5-3-2	--	--	8,185	
March 7	Arizona	W, 2-0	6-3-2	Chavez	Miley	5,686	23,923
March 8	at Colorado	L, 4-5	6-4-2	Bettis	Lindblom	11,193	
March 9	Chicago (AL)	T, 2-2	6-4-3	--	--	5,500	29,423
March 10	at Los Angeles (NL)	T, 8-8	6-4-4	--	--	7,556	
March 11	at San Diego	L, 5-6	6-5-4	Sampson	Humber	3,750	
March 12	Kansas City	L, 1-3	6-6-4	Joseph	Doolittle	4,183	33,606
March 13	Colorado	W, 10-5	7-6-4	Hooker	Belisle	7,078	40,684
March 14	at Kansas City	T, 9-9	7-6-5	--	--	6,486	
March 15	Texas	L, 15-16		Tolleson	Hooker	7,752	48,436
	at San Francisco	W, 8-1	8-7-5	Milone	Cain	12,258	
March 16	at Cincinnati	L, 6-7	8-8-5	Wang	Lindblom	6,413	
March 17	Chicago (NL)	W, 6-2	9-8-5	Savery	Wang	6,099	54,535
March 18	at Chicago (AL)	W, 16-6	10-8-5	Chavez	Quintana	7,179	
March 19	at Cleveland	W, 13-3	11-8-5	Pomeranz	Carrasco	4,758	
March 20	OFF DAY						
March 21	at San Francisco	L, 0-3	11-9-5	Petit	Gray	12,148	
March 22	Seattle	W, 6-5	12-9-5	Otero	Baker	7,250	61,785
March 23	Chicago (NL)	L, 6-8		Russell	Chavez	6,511	68,296
	at Seattle	L, 4-6	12-11-5	Luetge	Scribner	9,512	
March 24	at Texas	L, 2-6	12-12-5	Frasor	Hooker	5,221	
March 25	Cincinnati	W, 8-4	13-12-5	Milone	Francis	4,682	72,978
March 26	Los Angeles (AL)	L, 2-6	13-13-5	Wilson	Urlaub	5,033	78,011
March 27	San Francisco (at S.F.)	W, 4-0	14-13-5	Kazmir	Hudson	35,688	
March 28	San Francisco (at S.F.)	W, 4-1	15-13-5	Chavez	Lincecum	42,725	
March 29	San Francisco (at Oak.)	Cancelled, Rain					

Live Athletics Baseball. Your Favorite Devices.



At Bat.



Download on the
App Store



ANDROID APP ON
Google play



Available at
amazon




Download from
Windows Phone Store

athletics.com

Available on supported iPhone, iPad, iPod Touch, Android phones and tablets, Kindles, Fire phones and Windows Phone 8.

© 2015 MLB Advanced Media, L.P. All Major League Baseball trademarks, service marks and copyrights used herein are the property of the applicable MLB entity. All rights reserved. Any other marks used herein are trademarks of their respective owners. Photos: Getty Images.



Hall of Famer Dennis Eckersley holds the Athletics record for saves (320) and games pitched (525)

RECORDS

ATHLETICS YEAR-BY-YEAR

YEAR	POS.	W	L	PCT.	GA/GB	WILD CARD	MANAGER	HOME	ROAD
1901	4	74	62	.544	-9		Connie Mack	42-24	32-38
1902	****1	83	53	.610	+5		Connie Mack	56-17	27-36
1903	2	75	60	.556	-14½		Connie Mack	44-21	31-39
1904	5	81	70	.536	-12½		Connie Mack	47-31	34-39
1905	****1	92	56	.622	+2		Connie Mack	50-23	42-33
1906	4	78	67	.538	-12		Connie Mack	48-23	30-44
1907	2	88	57	.607	-1½		Connie Mack	50-20	38-37
1908	6	68	85	.444	-22		Connie Mack	46-30	22-55
1909	2	95	58	.621	-3½		Connie Mack	49-27	46-31
1910	****1	102	48	.680	+14½		Connie Mack	57-19	45-29
1911	****1	101	50	.669	+13½		Connie Mack	54-20	47-30
1912	3	90	62	.592	-15		Connie Mack	45-32	45-30
1913	****1	96	57	.627	+6½		Connie Mack	50-26	46-31
1914	****1	99	53	.651	+8½		Connie Mack	51-24	48-29
1915	8	43	109	.283	-58½		Connie Mack	20-55	23-54
1916	8	36	117	.235	-54½		Connie Mack	23-53	13-64
1917	8	55	98	.359	-44½		Connie Mack	29-47	26-51
1918	8	52	76	.406	-24		Connie Mack	35-32	17-44
1919	8	36	104	.257	-52		Connie Mack	21-49	15-55
1920	8	48	106	.312	-50		Connie Mack	25-50	23-56
1921	8	53	100	.346	-45		Connie Mack	28-47	25-53
1922	7	65	89	.422	-29		Connie Mack	38-39	27-50
1923	6	69	83	.454	-29		Connie Mack	34-41	35-42
1924	5	71	81	.467	-20		Connie Mack	36-39	35-42
1925	2	88	64	.579	-8½		Connie Mack	51-26	37-38
1926	3	83	67	.553	-6		Connie Mack	44-27	39-40
1927	2	91	63	.591	-19		Connie Mack	50-27	41-36
1928	2	98	55	.641	-2½		Connie Mack	52-25	46-30
1929	****1	104	46	.693	+18		Connie Mack	57-16	47-30
1930	****1	102	52	.662	+8		Connie Mack	58-18	44-34
1931	****1	107	45	.704	+13½		Connie Mack	60-15	47-30
1932	2	94	60	.610	-13		Connie Mack	51-26	43-34
1933	3	79	72	.523	-19½		Connie Mack	46-29	33-43
1934	5	68	82	.453	-31		Connie Mack	34-40	34-42
1935	8	58	91	.389	-34		Connie Mack	30-42	28-49
1936	8	53	100	.346	-49		Connie Mack	31-46	22-54
1937	7	54	97	.358	-46½		Connie Mack	27-50	27-47
1938	8	53	99	.349	-46		Connie Mack	28-47	25-52
1939	7	55	97	.362	-51½		Connie Mack	28-48	27-49
1940	8	54	100	.351	-36		Connie Mack	29-42	25-58
1941	8	64	90	.416	-37		Connie Mack	36-41	28-49
1942	8	55	99	.357	-48		Connie Mack	25-51	30-48
1943	8	49	105	.318	-49		Connie Mack	27-51	22-54
1944	5	72	82	.468	-17		Connie Mack	39-37	33-45
1945	8	52	98	.347	-34½		Connie Mack	39-35	13-63
1946	8	49	105	.318	-55		Connie Mack	31-46	18-59
1947	5	78	76	.506	-19		Connie Mack	39-38	39-38
1948	4	84	70	.545	-12½		Connie Mack	36-41	48-29
1949	5	81	73	.526	-16		Connie Mack	52-25	29-48
1950	8	52	102	.338	-46		Connie Mack	29-48	23-54
1951	6	70	84	.455	-28		Jimmie Dykes	38-41	32-43
1952	4	79	75	.513	-16		Jimmie Dykes	45-32	34-43
1953	7	59	95	.383	-41½		Jimmie Dykes	27-50	32-45
1954	8	51	103	.331	-60		Eddie Joost	29-47	22-56
Philadelphia Totals		3886	4248	.478				2146-1896	1740-2352
1955	6	63	91	.409	-33		Lou Boudreau	33-43	30-48
1956	8	52	102	.338	-45		Lou Boudreau	22-55	30-47
1957	7	59	94	.386	-38½		Boudreau (36-67)/Craft (23-27)	37-40	22-54
1958	7	73	81	.474	-19		Harry Craft	43-34	30-47
1959	7	66	88	.429	-28		Harry Craft	37-40	29-48
1960	8	58	96	.377	-39		Bob Elliot	34-43	24-53

YEAR	POS.	W	L	PCT.	GA/GB	WILD CARD	MANAGER	HOME	ROAD
1961	9t	61	100	.379	-47½		Joe Gordon (26-33)/Bauer (35-67)	33-47	28-53
1962	9	72	90	.444	-24		Hank Bauer	39-42	33-48
1963	8	73	89	.451	-31½		Ed Lopat	36-45	37-44
1964	10	57	105	.352	-42		Lopat (17-35)/Mel McGaha (40-70)	26-55	31-50
1965	10	59	103	.364	-43		McGaha (5-21)/Haywood Sullivan (54-82)	33-48	26-55
1966	7	74	86	.463	-23		Alvin Dark	42-39	32-47
1967	10	62	99	.385	-29½		Dark (52-69)/Luke Appling (10-30)	37-44	25-55
Kansas City Totals		829	1224	.404				452-575	377-649
1968	6	82	80	.506	-21		Bob Kennedy	44-38	38-42
1969	2	88	74	.543	-9		Hank Bauer (80-69)/McNamara (8-5)	49-32	39-42
1970	2	89	73	.549	-9		John McNamara	49-32	40-41
1971	**1	101	60	.627	+16		Dick Williams	46-35	55-25
1972	****1	93	62	.600	+5½		Dick Williams	48-29	45-33
1973	****1	94	68	.580	+6		Dick Williams	50-31	44-37
1974	****1	90	72	.556	+5		Alvin Dark	49-32	41-40
1975	**1	98	64	.605	+7		Alvin Dark	54-27	44-37
1976	2	87	74	.540	-2½		Chuck Tanner	51-30	36-44
1977	7	63	98	.391	-38½		Jack McKeon (26-27)/Winkles (37-71)	35-46	28-52
1978	6	69	93	.426	-23		Bobby Winkles (24-15)/McKeon (45-78)	38-42	31-51
1979	7	54	108	.333	-34		Jim Marshall	31-50	23-58
1980	2	83	79	.512	-14		Billy Martin	46-35	37-44
1981	**1	64	45	.587	+5		Billy Martin	35-21	29-24
1982	5	68	94	.420	-25		Billy Martin	36-45	32-49
1983	4	74	88	.457	-25		Steve Boros	42-39	32-49
1984	4	77	85	.475	-7		Boros (20-24)/Moore (57-61)	44-37	33-48
1985	4	77	85	.475	-14		Jackie Moore	43-36	34-49
1986	3t	76	86	.469	-16		Moore (29-44)/Jeff Newman (2-8)/ Tony La Russa (45-34)	47-36	29-50
1987	3	81	81	.500	-4		Tony La Russa	42-39	39-42
1988	****1	104	58	.642	+13		Tony La Russa	54-27	50-31
1989	****1	99	63	.611	+7		Tony La Russa	54-27	45-36
1990	****1	103	59	.636	+9		Tony La Russa	51-30	52-29
1991	4	84	78	.519	-11		Tony La Russa	47-34	37-44
1992	**1	96	66	.593	+6		Tony La Russa	51-30	45-36
1993	7	68	94	.420	-26		Tony La Russa	38-43	30-51
1994	2	51	63	.447	-1		Tony La Russa	24-32	27-31
1995	4	67	77	.465	-11½	7th (-12)	Tony La Russa	38-34	29-43
1996	3	78	84	.481	-12	16th (-10)	Art Howe	40-41 ¹	38-43
1997	4	65	97	.401	-25	11th (-31)	Art Howe	35-46	30-51
1998	4	74	88	.457	-14	7th (-18)	Art Howe	39-42	35-46
1999	2	87	75	.537	-8	2nd (-7)	Art Howe	52-29	35-46
2000	**1	91	70	.565	+½	n/a	Art Howe	47-34	44-36
2001	*2	102	60	.630	-14	1st (+17)	Art Howe	53-28	49-32
2002	**1	103	59	.636	+4	n/a	Art Howe	54-27	49-32
2003	**1	96	66	.593	+3	n/a	Ken Macha	57-24	39-42
2004	2	91	71	.562	-1	2nd (-7)	Ken Macha	52-29	39-42
2005	2	88	74	.543	-7	3rd (-7)	Ken Macha	45-36	43-38
2006	**1	93	69	.574	+4	n/a	Ken Macha	49-32	44-37
2007	3	76	86	.469	-18	6th (-18)	Bob Geren	40-41	36-45
2008	3	75	86	.466	-24½	7th (-19½)	Bob Geren	43-38 ²	32-48
2009	4	75	87	.463	-22	17th (-20)	Bob Geren	40-41	35-46
2010	2	81	81	.500	-9	15th (-14)	Bob Geren	47-34	34-47
2011	3	74	88	.457	-22	7th (-17)	Geren (27-36)/Bob Melvin (47-52)	43-38	31-50
2012	**1	94	68	.580	+1	n/a	Bob Melvin	50-31 ²	44-37
2013	**1	96	66	.593	+5½	n/a	Bob Melvin	52-29	44-37
2014	*2	88	74	.543	-10	2nd (+1)	Bob Melvin	48-33	40-41
Oakland Totals		3907	3576	.522				2122-1622	1785-1954
Athletics Totals		8622	9048	.488				4720-4093	3902-4955

* American League Wild Card Champions (2 times)

** American League Western Division Champions (16 times)

*** American League Champions (15 times: Oakland 6 times, Philadelphia 9 times)

**** World Champions (9 times: Oakland 4 times, Philadelphia 5 times)

¹ includes 2-4 record at Las Vegas

² includes 1-1 record at Tokyo

ATHLETICS VS. THE AMERICAN LEAGUE

YEAR	BAL	BOS	CHI	CLE	DET	MIL	NY	STL	WAS	TOTAL
1901	8-12	10-10	8-12	14-6	9-7	14-6			11-9	74-62
1902	13-6	11-9	10-10	12-8	16-4			9-10	12-6	83-53
1903		6-13	14-6	11-9	9-11		8-10	11-8	16-3	75-60
1904		9-13	14-8	10-11	12-10		9-12	11-10	16-6	81-70
1905		15-7	12-9	15-7	13-9		11-8	15-7	11-9	92-56
1906		14-8	9-12	10-12	13-6		8-13	9-11	15-5	78-67
1907		14-8	12-10	14-8	8-11		9-10	14-6	17-4	88-57
1908		12-10	9-13	6-16	8-14		14-8	8-13	11-11	68-85
1909		11-10	10-12	13-9	14-8		14-8	14-8	19-3	95-58
1910		18-4	14-8	14-7	13-9		12-9	17-5	14-6	102-48
1911		13-9	11-9	17-5	10-12		15-6	20-2	15-7	101-50
1912		7-15	10-12	14-8	13-9		17-5	16-6	13-7	90-62
1913		11-11	11-11	13-9	15-7		17-5	15-6	14-8	96-57
1914		9-12	17-5	19-3	12-9		14-8	15-7	13-9	99-53
1915		5-17	3-19	7-15	5-17		9-11	6-16	8-14	43-109
1916		6-16	4-18	4-18	4-18		7-15	5-17	6-15	36-117
1917		3-18	7-15	6-16	10-12		7-15	11-11	11-11	55-98
1918		6-13	10-11	7-13	11-9		4-8	8-10	6-12	52-76
1919		6-14	3-17	4-16	6-14		2-18	7-13	8-12	36-104
1920		9-13	6-16	6-16	10-12		3-19	8-14	6-16	48-106
1921		10-12	8-14	7-15	7-14		5-17	5-17	11-11	53-100
1922		12-10	10-12	11-11	6-16		5-17	9-13	12-10	65-89
1923		7-13	12-10	10-12	10-12		6-16	9-13	15-7	69-83
1924		10-12	11-11	11-11	11-11		8-12	13-9	7-15	71-81
1925		17-5	14-8	11-11	14-8		13-9	12-10	7-13	88-64
1926		14-8	15-6	8-14	11-11		13-9	15-7	7-12	83-67
1927		16-6	14-8	12-10	13-9		8-14	16-6	12-10	91-63
1928		18-3	16-6	16-6	14-8		6-16	16-6	12-10	98-55
1929		18-4	13-9	14-7	18-4		14-8	11-10	16-4	104-46
1930		18-4	16-6	15-7	15-7		12-10	16-6	10-12	102-52
1931		16-4	19-3	18-4	18-4		11-11	14-8	11-11	107-45
1932		18-4	15-7	12-10	15-7		8-14	16-6	10-12	94-60
1933		8-14	10-12	16-6	11-11		9-12	14-6	11-11	79-72
1934		9-12	13-9	9-13	10-12		7-15	9-12	11-9	68-82
1935		6-16	10-12	10-12	5-14		6-14	11-11	10-12	58-91
1936		9-13	7-15	9-13	5-17		6-16	11-10	6-16	53-100
1937		3-17	7-15	9-13	8-14		8-14	11-11	8-13	54-97
1938		8-14	10-12	4-18	8-14		5-16	12-9	6-16	53-99
1939		4-18	11-11	4-18	11-11		4-18	13-9	8-12	55-97
1940		4-18	6-16	8-14	11-11		9-13	8-14	8-14	54-100
1941		6-16	12-10	7-15	9-13		8-14	11-11	11-11	64-90
1942		8-14	10-12	6-16	9-13		6-16	6-16	10-12	55-99
1943		11-11	4-18	6-16	9-13		6-16	8-14	5-17	49-105
1944		11-11	13-9	10-12	11-11		9-13	9-13	9-13	72-82
1945		8-14	10-12	6-12	7-15		6-16	10-12	5-17	52-98
1946		5-17	10-12	7-15	5-17		6-16	10-12	6-16	49-105
1947		12-10	11-11	11-11	11-11		9-13	13-9	11-11	78-76
1948		10-12	16-6	6-16	10-12		10-12	18-4	14-8	84-70
1949		8-14	16-6	13-9	8-14		8-14	12-10	16-6	81-73
1950		3-19	11-11	5-17	5-17		7-15	8-14	13-9	52-102
1951		7-15	13-9	6-16	9-13		9-13	14-8	12-10	70-84
1952		10-12	11-11	9-13	17-5		9-13	14-8	9-13	79-75
1953		7-15	12-10	3-19	11-11		5-17	13-9	8-14	59-95
1954	12-10	7-15	5-17	4-18	9-13		4-18		10-12	51-103
1955	12-10	8-14	8-14	5-17	10-12		7-15		13-9	63-91
1956	7-15	10-12	8-14	5-17	6-16		4-18		12-10	52-102
1957	5-16	6-16	8-14	11-11	14-8		3-19		12-10	59-94
1958	10-12	10-12	10-12	12-10	10-12		9-13		12-10	73-81
1959	14-8	11-11	10-12	7-15	7-15		5-17		12-10	66-88
1960	9-13	9-13	7-15	7-15	12-10		7-15		7-15	58-96

YEAR	BAL	BOS	CHI	CLE	DET	HOU	KC	LAA	MIL	MIN	NYG	SEA	TB	TEX	TOR	TOTAL
1961	5-13	8-10	4-14	9-8	6-12			9-9		7-11	4-14			9-9		61-100
1962	8-10	8-10	9-9	7-11	6-12			6-12		8-10	5-13			15-3		72-90
1963	9-9	11-7	6-12	7-11	5-13			10-8		9-9	6-12			10-8		73-89
1964	5-13	6-12	2-16	8-10	7-11			6-12		9-9	6-12			8-10		57-105
1965	7-11	7-11	5-13	9-9	5-13			5-13		8-10	7-11			6-12		59-103
1966	5-11	9-9	5-13	12-6	12-6			9-9		8-10	5-13			9-9		74-86
1967	8-10	6-12	10-8	7-11	6-12			4-14		8-10	7-11			6-11		62-99
1968	9-9	10-8	8-10	12-6	5-13			13-5		10-8	8-10			7-11		82-80
1969	4-8	8-4	10-8	7-5	5-7		10-8	12-6	13-5	5-13	6-6			8-4		88-74
1970	5-7	5-7	16-2	5-7	6-6		11-7	10-8	10-8	5-13	6-6			10-2		89-73
1971	4-7	9-3	7-11	8-4	8-4		13-5	11-7	15-3	10-8	7-5			9-3		101-60
1972	6-6	3-9	8-7	10-2	8-4		11-7	10-8	8-4	9-8	9-3			11-4		93-62
1973	7-5	8-4	12-6	9-3	5-7		10-8	12-6	8-4	4-14	8-4			11-7		94-68
1974	6-6	4-8	11-7	7-5	7-5		10-8	12-6	7-5	13-5	5-7			8-10		90-72
1975	8-4	6-6	9-9	10-2	6-6		11-7	11-7	7-5	12-6	6-6			12-6		98-64
1976	8-4	8-4	9-8	8-4	6-6		9-9	12-6	7-5	7-11	6-6			7-11		87-74
1977	2-8	3-8	5-10	3-7	5-5		6-9	10-5	5-5	6-8	2-9	7-8		2-13	7-3	63-98
1978	0-11	5-5	8-7	6-4	4-6		5-10	6-9	1-9	6-9	2-8	13-2		6-9	7-4	69-93
1979	4-8	3-9	4-9	4-8	5-7		4-9	3-10	6-6	4-9	3-9	8-5		2-11	4-8	54-108
1980	5-7	3-9	7-6	6-6	6-6		7-6	10-3	5-7	7-6	4-8	8-5		7-6	8-4	83-79
1981	5-7	5-7	6-7	2-3	2-1		3-3	8-2	2-4	8-2	3-4	6-1		4-2	10-2	64-45
1982	5-7	4-8	4-9	8-4	3-9		6-7	4-9	5-7	10-3	5-7	6-7		5-8	3-9	68-94
1983	4-8	4-8	5-8	5-7	6-6		6-7	8-5	6-6	9-4	4-8	9-4		2-11	6-6	74-88
1984	6-6	5-7	7-6	5-7	3-9		8-5	6-7	8-4	5-8	4-8	8-5		8-5	4-8	77-85
1985	5-7	4-8	5-8	9-3	4-8		5-8	7-6	9-3	5-8	5-7	8-5		6-7	5-7	77-85
1986	7-5	5-7	6-7	2-10	6-6		5-8	3-10	7-5	7-6	7-5	10-3		3-10	8-4	76-86
1987	5-7	8-4	4-9	8-4	7-5		8-5	7-6	6-6	3-10	7-5	5-8		6-7	7-5	81-81
1988	8-4	9-3	8-5	8-4	8-4		5-8	9-4	9-3	8-5	6-6	9-4		8-5	9-3	104-58
1989	7-5	5-7	8-5	10-2	8-4		6-7	8-5	7-5	7-6	9-3	9-4		8-5	7-5	99-63
1990	8-4	8-4	5-8	8-4	6-6		9-4	9-4	7-5	7-6	12-0	9-4		8-5	7-5	103-59
1991	9-3	4-8	6-7	7-5	8-4		7-6	12-1	4-8	5-8	6-6	6-7		4-9	6-6	84-78
1992	6-6	7-5	8-5	6-6	6-6		9-4	8-5	5-7	8-5	6-6	12-1		9-4	6-6	96-66
1993	2-10	3-9	6-7	4-8	4-8		7-6	7-6	5-7	5-8	6-6	9-4		5-8	5-7	68-94
1994	5-7	3-9	3-6	0-6	4-5		3-7	6-3	1-4	5-2	5-7	4-3		7-3	5-1	51-63
1995	7-5	4-8	5-7	0-7	3-2		8-5	7-6	2-7	7-5	9-4	7-6		5-8	3-7	67-77
1996	4-9	5-8	7-5	6-6	8-4		7-5	7-6	5-7	7-6	3-9	8-5		7-6	4-8	78-84
1997	3-8	4-7	3-8	4-7	4-7		8-3	1-11	6-5	4-7	5-6	5-7		5-7	6-5	58-88
1998	3-8	2-9	7-4	8-3	4-7		4-7	7-5		7-4	3-8	5-7	5-6	6-6	5-6	66-80
1999	7-5	6-4	7-3	2-10	6-4		6-6	4-8		5-7	4-6	6-6	9-1	5-7	8-2	75-69
2000	8-4	5-5	3-6	6-6	4-6		8-4	8-5		7-5	3-6	9-4	7-2	5-7	7-3	80-63
2001	7-2	5-4	8-1	3-4	6-1		6-3	14-6		4-5	6-3	9-10	7-2	9-10	6-3	90-54
2002	5-4	3-6	7-2	5-2	6-1		8-1	11-9		6-3	4-5	8-11	8-1	13-6	3-6	87-57
2003	7-2	4-3	5-4	6-3	6-3		7-2	12-8		1-8	6-3	7-12	6-3	15-4	5-2	87-57
2004	7-0	1-8	7-2	3-6	5-4		7-2	9-10		5-2	2-7	11-8	7-2	11-9	6-3	81-63
2005	6-4	4-6	7-2	3-6	5-1		4-2	9-10		6-4	2-7	12-6	4-5	11-8	5-5	78-66
2006	4-2	7-3	3-3	6-3	4-5		5-4	8-11		4-6	6-3	17-2	6-3	9-10	6-4	85-59
2007	4-4	4-4	5-4	4-6	6-4		4-6	10-9		2-5	4-2	5-14	4-6	9-10	5-4	66-78
2008	5-0	4-6	4-5	4-5	6-3		3-6	9-10		5-5	1-5	10-9	3-6	7-12	4-6	65-78
2009	5-1	5-5	5-4	5-2	4-5		6-2	7-12		6-4	2-7	5-14	6-4	11-8	3-6	70-74
2010	7-3	5-4	5-4	6-3	3-3		6-3	8-11		3-6	1-9	13-6	4-5	9-10	3-4	73-71
2011	5-4	2-6	4-6	2-5	5-5		5-4	11-8		4-4	3-6	9-10	5-2	6-13	5-5	66-78
2012	5-4	8-1	3-3	8-2	3-4		4-5	10-9		5-4	5-5	12-7	5-4	11-8	5-4	84-60
2013	2-5	3-3	5-2	2-5	4-3	15-4	5-1	11-8		6-1	5-1	8-11	3-3	10-9	4-3	83-59
2014	4-2	4-3	3-4	4-2	2-5	11-8	2-5	9-10		6-1	4-2	9-10	4-2	9-10	4-3	75-67
Totals		876-1062	899-1022	913-993	31-13		455-408			776-1135	93-57		211-182			
	991-932	975-1031	913-993		307-254				994-996	321-245	419-416	8442-8904				

Note: Baltimore record also includes Milwaukee Brewers (1901) and St. Louis Browns (1902-53). Houston total includes 5-1 record while in the NL. Minnesota record includes Washington Senators (1901-60). New York record includes Baltimore Orioles (1901-02). Milwaukee record includes Seattle Pilots (1969). Texas record includes Washington Senators (1961-71).

ATHLETICS VS. THE NATIONAL LEAGUE

YEAR	ARI	ATL	CHI	CIN	COL	HOU	LA	MIA	MIL	NYM	PHI	PIT	STL	SD	SF	WAS	TOTAL
1997					1-3		1-3							3-1	2-2		7-9
1998	2-1				1-2		1-2							2-1	2-2		8-8
1999	2-1				3-0		3-0							1-2	3-3		12-6
2000	2-1				1-2		2-1							3-0	3-3		11-7
2001	3-0				3-0		2-1							2-1	2-4		12-6
2002						3-0			3-0			3-0			4-2		16-2
2003		1-2						1-2			1-2				3-3	3-0	9-9
2004			1-2	3-0								3-0	0-3		3-3		10-8
2005		2-1								2-1	2-1				4-2	0-3	10-8
2006	0-3				1-2		3-0							1-2	3-3		8-10
2007				2-1		2-1				0-3			1-2		5-1		10-8
2008	1-2	1-2						2-1			2-1				4-2		10-8
2009	1-2				0-3		1-2							2-1	1-5		5-13
2010			1-2	0-3								3-0	1-2		3-3		8-10
2011	2-1							1-2		1-2	1-2				3-3		8-10
2012	0-3				3-0		3-0							2-1	2-4		10-8
2013			2-1	2-2					2-1			2-1	2-1		3-1		13-7
2014		0-3						3-0		2-2	2-1				3-1	3-0	13-7
Totals	13-14	4-8	4-5	10-6	13-12		16-9	7-5	191-160	5-8	8-7	11-1	4-8	16-9	53-47	6-3	180-144

Note: Washington record also includes Montreal Expos (2003). Milwaukee total includes 186-159 record while in the AL.

ATHLETICS IN DIVISIONAL PLAY

YEAR	A.L. WEST			A.L. CENTRAL			A.L. EAST			NATIONAL LEAGUE		
	HOME	ROAD	TOTAL	HOME	ROAD	TOTAL	HOME	ROAD	TOTAL	HOME	ROAD	TOTAL
1969	26-19	24-21	50-40				23-13	15-21	38-34			
1970	27-18	25-20	52-38				22-14	15-21	37-35			
1971	24-21	32-13	56-34				22-14	23-12	45-26			
1972	28-13	21-21	49-34				20-16	24-12	44-28			
1973	26-19	23-22	49-41				24-12	21-15	45-27			
1974	31-14	23-22	54-36				18-18	18-18	36-36			
1975	32-13	23-22	55-35				22-14	21-15	43-29			
1976	27-18	17-27	44-45				24-12	19-17	43-29			
1977	23-22	13-31	36-53				12-24	15-21	27-45			
1978	23-21	21-25	44-46				15-21	10-26	25-47			
1979	15-24	10-29	25-53				16-26	13-29	29-55			
1980	25-14	21-18	46-32				21-21	16-26	37-47			
1981	15-11	20-6	35-17				20-10	9-18	29-28			
1982	19-20	16-23	35-43				17-25	16-26	33-51			
1983	22-17	17-22	39-39				20-22	15-27	35-49			
1984	25-14	17-22	42-36				19-23	16-26	35-49			
1985	21-16	15-26	36-42				22-20	19-23	41-43			
1986	18-20	15-24	33-44				29-16	14-26	43-42			
1987	17-22	16-23	33-45				25-17	23-19	48-36			
1988	24-15	23-16	47-31				30-12	27-15	57-27			
1989	25-14	21-18	46-32				29-13	24-18	53-31			
1990	22-17	25-14	47-31				29-13	27-15	56-28			
1991	25-14	15-24	40-38				22-20	22-20	44-40			
1992	29-10	25-14	54-24				22-20	20-22	42-42			
1993	20-19	19-20	39-39				18-24	11-31	29-55			
1994	8-5	9-4	17-9	5-14	7-11	12-25	11-13	11-16	22-29			
1995	13-7	6-13	19-20	11-15	11-16	22-31	14-12	12-14	26-26			
1996	11-9	11-8	22-17	18-12	14-17	32-29	11-20	13-18	24-38			
1997	5-13	6-12	11-25	13-14	12-16	25-30	13-15	9-18	22-33	4-4	3-5	7-9
1998	9-9	9-9	18-18	16-12	14-13	30-25	10-17	8-20	18-37	4-4	4-4	8-8
1999	11-7	4-14	15-21	16-10	10-20	26-30	17-11	17-7	34-18	8-1	4-5	12-6
2000	13-6	9-10	22-16	13-17	15-10	28-27	14-9	16-11	30-20	7-2	4-5	11-7
2001	16-13	16-13	32-26	9-7	18-7	27-14	21-6	10-8	31-14	7-2	5-4	12-6
2002	19-10	13-16	32-26	19-6	13-3	32-9	8-10	15-12	23-22	8-1	8-1	16-2
2003	20-9	14-15	34-24	12-6	13-14	25-20	19-6	9-7	28-13	6-3	3-6	9-9
2004	17-12	14-15	31-27	16-8	11-8	27-16	12-7	11-13	23-20	7-2	3-6	10-8

YEAR	A.L. WEST			A.L. CENTRAL			A.L. EAST			NATIONAL LEAGUE		
	HOME	ROAD	TOTAL	HOME	ROAD	TOTAL	HOME	ROAD	TOTAL	HOME	ROAD	TOTAL
2005	15-14	17-10	32-24	13-8	12-7	25-15	10-12	11-15	21-27	7-2	3-6	10-8
2006	16-12	18-11	34-23	14-8	8-13	22-21	15-7	14-8	29-15	4-5	4-5	8-10
2007	12-16	12-17	24-33	14-11	7-14	21-25	9-10	12-10	21-20	5-4	5-4	10-8
2008	14-14	12-17	26-31	13-9	9-15	22-24	11-11	6-12	17-23	5-4	5-4	10-8
2009	11-18	12-16	23-34	17-8	9-9	26-17	10-8	11-15	21-23	2-7	3-6	5-13
2010	18-11	12-16	30-27	9-8	14-11	23-19	14-12	6-13	20-25	6-3	2-7	8-10
2011	15-13	11-18	26-31	11-14	9-10	20-24	11-8	9-15	20-23	6-3	2-7	8-10
2012	16-12	17-12	33-24	12-7	11-11	23-18	16-9	12-9	28-18	6-3	4-5	10-8
2013	21-18	23-14	44-32	13-3	9-9	22-12	10-6	7-9	17-15	8-2	5-5	13-7
2014	18-19	20-19	38-38	9-8	8-9	17-17	13-4	7-8	20-12	8-2	5-5	13-7
Totals	887-672	1649-1474	234-243	810-653	1489-1430	72-91	762-802	273-205	507-448	679-777	108-54	180-144

OAKLAND A'S MONTH-BY-MONTH

Year	March	April	May	June	July	August	September	October
1968	-	8-10	13-14	17-12	15-15	16-17	13-12	-
1969	-	11-8	12-13	17-9	18-11	16-15	13-17	1-1
1970	-	8-12	17-11	17-10	15-12	13-17	18-11	1-0
1971	-	17-8	16-10	17-8	14-13	23-8	14-13	-
1972	-	7-4	18-8	18-11	16-15	14-13	18-10	2-1
1973	-	9-11	15-13	18-11	17-12	20-7	15-14	-
1974	-	10-10	17-11	14-14	20-8	15-14	14-13	0-2
1975	-	12-8	16-10	20-9	18-11	15-16	17-10	-
1976	-	9-8	12-17	15-13	17-11	17-12	16-11	1-2
1977	-	12-9	10-15	10-17	10-19	10-18	11-18	0-2
1978	-	16-5	11-15	11-18	17-13	7-21	7-20	0-1
1979	-	8-14	9-19	5-24	8-20	14-15	10-16	-
1980	-	12-8	13-13	7-21	19-10	14-14	16-11	2-2
1981	-	18-3	13-17	6-3	-	10-9	15-12	2-1
1982	-	11-11	12-16	10-18	11-15	14-15	9-17	1-2
1983	-	11-9	11-16	14-15	12-17	17-13	8-16	1-2
1984	-	14-10	9-17	15-14	10-18	14-14	15-12	-
1985	-	9-12	13-12	17-10	13-14	15-14	8-20	2-3
1986	-	11-10	12-16	7-22	14-12	17-11	13-13	2-2
1987	-	9-14	15-10	16-11	12-15	15-14	12-15	2-2
1988	-	16-7	19-8	13-14	16-12	20-9	19-7	1-1
1989	-	18-8	16-10	13-14	16-10	18-11	17-10	1-0
1990	-	14-5	18-9	15-12	17-14	18-9	20-8	1-2
1991	-	13-7	15-12	13-15	15-12	15-14	11-15	2-3
1992	-	14-8	13-14	18-9	15-11	19-10	15-12	2-2
1993	-	7-11	12-16	12-14	12-17	9-21	15-13	1-2
1994	-	7-17	8-19	17-9	15-11	4-7	-	-
1995	-	1-4	16-12	16-12	8-20	17-12	9-16	0-1
1996	-	13-12	11-16	14-15	17-10	11-19	12-12	-
1997	-	13-13	9-21	12-15	8-19	11-16	12-13	-
1998	-	12-14	10-17	15-13	11-16	15-15	11-13	-
1999	-	10-14	17-10	10-16	16-10	19-10	13-14	2-1
2000	-	12-13	15-13	18-7	13-14	11-16	21-7	1-0
2001	-	8-17	18-9	12-15	19-8	22-7	17-4	6-0
2002	-	15-11	10-17	21-7	15-12	24-4	18-8	-
2003	-	17-10	14-13	15-12	16-11	20-9	14-11	-
2004	-	11-12	15-11	17-10	15-12	20-8	12-16	1-2
2005	-	12-12	7-20	19-8	20-6	17-11	11-17	2-0
2006	-	12-12	12-17	18-8	14-13	21-6	15-13	1-0
2007	-	12-13	14-13	15-13	9-18	17-12	9-17	-
2008	1-1	16-11	12-15	16-10	8-17	10-20	12-12	-
2009	-	8-11	11-18	13-15	12-14	14-15	17-10	0-4
2010	-	12-12	16-12	10-17	14-10	13-15	13-15	3-0
2011	-	13-14	14-15	9-17	13-13	11-17	14-12	-
2012	1-1	10-12	11-16	15-13	19-5	18-10	17-11	3-0
2013	-	16-12	16-12	16-11	15-10	14-13	19-8	-
2014	0-1	18-9	16-12	17-9	15-10	12-17	10-16	-
Totals	2-3	552-485	629-650	670-600	659-596	716-610	635-591	44-41

ATHLETICS FRANCHISE RECORDS

TEAM GENERAL

Most Games Won

Season	107 (1931)
Home	60 (1931)
Road	55 (1971)
Consecutive	20 (August 13 to September 4, 2002)
Consecutive, Home	22 (July 15-August 31, 1931)
Consecutive, Road	14 (May 3-30, 1931)
vs. One Team	20 (St. Louis, 1911)
by Shutout	27 (1907, 1909)
by One Run	33 (2004)
in Extra Innings (since 1914)	14 (1988)
Month	26 (July, 1931)

Most Games Lost

Season	117 (1916)
Home	55 (1956, 1964)
Road	64 (1916)
Consecutive	20 (1916, 1943)
Consecutive, Home	13 (May 27-July 6, 1920)
Consecutive, Road	22 (July 11-August 23, 1943)
vs. One Team	19 (five times. Last: New York, 1957)
by Shutout	24 (1943)
Fewest lost by shutout	2 (1902, 1931 and 1932)
by One Run	40 (1908)
in Extra Innings (since 1914)	16 (1921)
Month	28 (July, 1916)

Most Games

Season	163 (1964, 1968)
Shutout	41 (1909)
One Run	65 (1908)
Extra Innings (since 1914)	24 (1921, 1945)
Month	40 (August, 1938)

Highest Winning Percentage

Season	.704 (1931)
Home	.800 (1931)
Road	.688 (1971)
Shutout Games	.857 (1931, 12-2)
One-Run Games	.698 (1928, 30-13)
Extra Inning Games (since 1914)	1.000 (1928, 8-0)
Month	.857 (August, 2002; 24-4) .857 (April, 1981; 18-3)
Homestand (min. 6 games)	1.000 (August 23-29, 2004; 7-0) 1.000 (September 3-10, 2001; 7-0) 1.000 (May 4-12, 1948; 7-0) 1.000 (11 times, last: July 3-8, 2014; 6-0)
Roadtrip (min. 6 games)	1.000 (May 9-21, 1931; 11-0) 1.000 (August 19-28, 2002; 10-0) 1.000 (April 9-16, 1981; 8-0) 1.000 (April 5-11, 2013; 6-0)

Lowest Winning Percentage

Season	.235 (1916)
Home	.267 (1915)
Road	.169 (1916)
Shutout Games	.045 (1919, 1-21)
One-Run Games	.256 (1916, 11-32)
Extra Inning Games (since 1914)	.200 (1916, 2-8)
Month	.067 (July, 1916; 2-28)

Homestand (min. 6 games)	.000 (August 10-16, 1956; 0-6) .000 (July 5-11, 1937; 0-6) .000 (September 27-October 2, 1920; 0-6)
Road Trip (min. 6 games)	.000 (13 times. Most losses: 0-9, September 22-October 1, 1995)

Most Players Used

Season	56 (1915)
Pitchers, Season	27 (1915)
Game, Nine Inn. (since 1914)	24 (vs. Cal., Sept. 6, 1966)
Game, Extra Innings	30 (vs. Chi., Sept. 19, 1972; 15 inn.)
Pitchers, Nine Inning Game (since 1914)	8 (at Baltimore, July 7, 1994)
Pitchers, Extra Innings	9 (at NY-AL, Sept. 22, 2012; 14 inn.) 9 (at Boston, June 4, 2011; 14 inn.) 9 (vs. Seattle, September 20, 1997; 15 inn.)

Fewest Players Used

Season	19 (1905)
Pitchers, Season	7 (1905)

Length of Game

Most Innings	24 (vs. Detroit, July 21, 1945) 24 (at Boston, September 1, 1906)
Longest Time, 9 inn.	4:31 (at New York-AL, Aug. 25, 2011)

Left On Base

Season, Most	1274 (2004)
Season, Fewest	925 (1957)
Nine Inning Game, Most (since 1914)	17 (at Chicago, September 18, 1982) 17 (at St. Louis, June 12, 1949, 2nd Game) 17 (at Washington, May 4, 1919)
Extra Inning Game, Most (since 1914)	21 (at Texas, July 1, 1979; 15 inn.) 21 (at Detroit, June 17, 1967; 19 inn.)
Extra Inning Game, Fewest	0 (N.Y., June 22, 1929; 14 inn.)

Scoring Margin

Victory	22 (vs. Detroit, May 18, 1912; 24-2)
Shutout Victory	16 (five times, last: at Toronto, July 25, 2012)
Defeat	23 (vs. Chicago, April 23, 1955; 6-29) 23 (vs. New York, May 24, 1936; 2-25)
Shutout Defeat	21 (New York, August 13, 1939)
Largest Deficit Overcome to Win	12 (vs. Cle., June 15, 1925)

Errors

Season, Most	338 (1915)
Season, Fewest	84 (2006)
Consecutive Games, No Errors	12 (June 3-15, 2002)

Double Plays Turned

Most, Season	217 (1949)
Game	6 (several times. Last: at Chicago, May 17, 1995)

TEAM BATTING

Batting Average

Highest	.307 (1925)
Lowest	.223 (1908)

Slugging Percentage

Highest	.458 (2000)
Lowest	.292 (1908)

On-Base Percentage

Highest	372 (1927)
Lowest	281 (1908)

Most At Bats

Season	5728 (2004)
Game (since 1914)	84 (vs. Detroit, July 21, 1945; 24 inn.)
Game, Nine Inn. (since 1914)	52 (at Boston, May 1, 1929)

Most Runs

Season	981 (1932)
Game	24 (vs. Boston, May 1, 1929)
	24 (vs. Detroit, May 18, 1912)
Game, loss	16 (at Texas, May 5, 2000; 16-17)
Game, both clubs	36 (Boston, June 29, 1950; 14-22)
Inning	13 (vs. California, July 5, 1996; 1st)
	13 (vs. Chicago, April 21, 1956; 2nd)
	13 (vs. Cleveland, June 15, 1925; 8th)
Consecutive innings, no runs	48 (Sept. 22-26, 1906)
Two consecutive games	34 (June 18-19, 2000)
	34 (June 14-15, 1969)
Three consecutive games	44 (June 17-19, 2000)
Consecutive games, one or more runs	113 (Aug. 23, 1931 to July 8, 1932)

Most Hits

Season	1659 (1925)
Game, Nine Innings	29 (Boston, May 1, 1929)
Game, Extra Innings	29 (at Texas, July 1, 1979; 15 inn.)

Most Singles

Season	1206 (1925)
Game (since 1914)	25 (at Texas, July 1, 1979; 15 inn.)

Most Doubles

Season	336 (2004)
Game (since 1914)	8 (13 times, last: at Min., Sept. 11, 2013)

Most Triples

Season	108 (1912)
Game	6 (vs. Detroit, May 18, 1912)

Most Home Runs

Season	243 (1996)
Season, Home	126 (2000)
Season, Road	130 (1996)
Season, Grand Slam	14 (2000)
Season, Pinch Hit	8 (1970)
Season, Inside The Park	13 (1911)
Season, vs. One Team	34 (Detroit, 1957)
Season, Back-To-Back	13 (2000)
Players with 30 or More Home Runs	3 (1996, 1999, 2001)
Players with 20 or More Home Runs	5 (1996, 1999, 2000, 2004)
Players with 10 or More Home Runs	9 (2000)
Month	55 (June, 1996 and August, 1999)
Game	8 (at California, June 27, 1996)
Game, Grand Slam	2 (at Seattle, September 10, 2007)
	2 (at Toronto, August 24, 2003)
Inning	4 (vs. Chicago, April 27, 2002)
	3rd inning: Hatteberg, Long, Pena, Menechino)
	4 (vs. Tampa Bay, August 1, 1999)
	4th inning: Tejada, Chavez, Giambi, Jaha)
	4 (vs. Boston, August 21, 1997)
	3rd inning: Giambi, Young, McDonald, Canseco)
Consecutive	3 (12 times), last: vs. Texas, April 15, 2006 (Chavez, Thomas, Bradley)
Consecutive Games with a Home Run	23 (July 2-27, 1996)
Two consecutive games	12 (June 25-27, 1996)

Most Total Bases

Season	2546 (1996)
Game	44 (at California, June 27, 1996)
	44 (Boston, May 1, 1929)

Most Extra Base Hits

Season	555 (2001)
Game (since 1914)	11 (7 times, last: at Min., Sept. 11, 2013)

Most Runs Batted In

Season	923 (1932)
Game (since 1913)	23 (vs. Texas, September 30, 2000)
	23 (at Boston, May 1, 1929)

Most Walks

Season	783 (1949)
Game (since 1914)	16 (vs. Chicago, May 2, 1952)
	16 (at St. Louis, June 21, 1948)

Most Strikeouts

Season	1387 (2012)
Game, Nine Innings	19 (at Seattle, June 24, 1997)
Game, Extra Innings	21 (vs. Tampa Bay, July 30, 2012)

Most Hit By Pitcher

Season	88 (2001)
Game (since 1914)	5 (at Anaheim, June 7, 2001)

Most Sacrifice Hits

Season	147 (1906)
Game (since 1914)	7 (at St. Louis, June 23, 1935, G#2)

Most Sacrifice Flies

Season	77 (1984)
Game	3 (38 times, last: at Tampa Bay, August 6, 2011)

Most Grounded Into Double Plays

Season	170 (1950 and 2006)
Game	6 (at Cleveland, August 31, 1949; G#1)
Game, Nine Innings	5 (16 times, last: at New York, May 12, 2006)

Most Stolen Bases

Season	341 (1976)
Game (since 1914)	12 (at Minnesota, August 1, 1976)

TEAM PITCHING

Earned Run Average

Lowest	1.79 (1910)
Highest	6.08 (1936)

Complete Games

Most	136 (1904)
Fewest	1 (2012)
Consecutive (since 1914)	11 (August 6-17, 1932)
	11 (September 1-9, 1916)
	11 (August 5-18, 1914)

Shutouts

Most	27 (1907, 1909)
Fewest	1 (1919, 1997)
Consecutive	3 (10 times. Last: August 28-31, 1996)
Consec. Shutout IP (since 1914)	44 (Sept. 13-18, 1966)

Saves

Most	64 (1988 and 1990)
Fewest	13 (1980)

Athletics Franchise Records, continued

Innings Pitched

Most	1489.1 (1988)
Fewest	1324 (1938)

Hits

Most, Season	1734 (1997)
Most, Game (since 1914)	33 (at Cle., July 10, 1932; 18 inn.)
Most, Nine Inning Game (since 1914)	29 (vs. Chicago, April 23, 1955)
Fewest, Season	1069 (1909)

Runs Allowed

Most, Season	1045 (1936)
Most, Game	29 (vs. Chicago, April 23, 1955)
Fewest, Season	408 (1909)

Earned Runs Allowed

Most	913 (1936)
Fewest	282 (1910)

Walks Allowed

Most, Season	827 (1915)
Most, Season, Intentional	78 (1968)
Most, Game	18 (Detroit, May 9, 1916)
Most, Game, Intentional	5 (three times, last: at California, August 27, 1966)
Fewest, Season	366 (1904)
Fewest, Season, Intentional	19 (1990)

Strikeouts

Most, Season	1244 (2014)
Most, Game	26 (vs. California, July 9, 1971; 20 inn.)
Most, Nine Inning Game	18 (at Seattle, April 19, 1986)
Fewest, Season	371 (1924)

Home Runs Allowed

Most, Season	220 (1964)
Most, Game	8 (vs. New York, June 28, 1939)
Most, Inning	5 (vs. Minnesota, June 9, 1966; 7th inn.)
Most Grand Slams, Season	8 (1993, 1999)
Fewest, Season	8 (1910)
Fewest Grand Slams, Season	0 (17 times. Last: 2003)

Hit Batters

Most, Season	81 (1911)
Most, Game (since 1914)	5 (at Detroit, August 11, 1965)
Fewest, Season	9 (1931)

Wild Pitches

Most, Season	72 (1979)
Most, Game 4 (several times. Last: vs. Ana., Sept. 24, 1998)	
Fewest, Season	13 (1946)

Balks

Most, Season	76 (1988)
Most, Game	5 (at Seattle, April 13, 1988)
Fewest, Season	0 (1928)

INDIVIDUAL BATTING

Highest Batting Average

Career	.356 (Al Simmons, 1924-32, 40-41, 44)
Season, Right Hander	.426 (Nap Lajoie, 1901)
Season, Left Hander	.365 (Eddie Collins, 1911)
Season, Switch Hitter	.303 (Dave Philley, 1953)
Season, Pinch Hitter (min. 30 ab)	.452 (Elmer Valo, 1955)
Season, Designated Hitter	.328 (Erubiel Durazo, 2004)
Season, Rookie	.334 (Socks Seybold, 1901)

Highest Slugging Percentage

Career	.640 (Jimmie Foxx, 1925-35)
Season, Right Hander	.749 (Jimmie Foxx, 1932)
Season, Left Hander	.660 (Jason Giambi, 2001)
Season, Switch Hitter	.493 (Nick Swisher, 2006)
Season, Rookie	.618 (Mark McGwire, 1997)

Highest On-Base Percentage

Career	.440 (Jimmie Foxx, 1925-35)
Season, Left Hander	.477 (Jason Giambi, 2001)
Season, Right Hander	.469 (Jimmie Foxx, 1932)
Season, Switch Hitter	.381 (Nick Swisher, 2007)
Season, Rookie	.414 (Ferris Fain, 1947)

Most Games Played

Career	1795 (Bert Campaneris, 1964-76)
Season	162 (11 times, last: Miguel Tejada, 2003)
Season, Rookie	160 (Phil Garner, 1975)
Consecutive	594 (Miguel Tejada, June 2, 2000-Sept. 28, 2003)

Most At Bats

Career	7180 (Bert Campaneris, 1964-76)
Season	670 (Al Simmons, 1932)
Season, Rookie	611 (Dick Howser, 1961)
Game	11 (Irv Hall vs. Detroit, July 21, 1945)

Most Runs

Career	1270 (Rickey Henderson, 1979-84, 89-95, 98)
Season	152 (Al Simmons, 1930)
Season, Rookie	108 (Dick Howser, 1961)
Game	5 (several times. Last: Luis Polonia at Kansas City, September 9, 1988)

ATHLETICS WHO HAVE HIT FOR THE CYCLE

Harry Davis at Boston, July 10, 1901
 Nap Lajoie at Cleveland, July 30, 1901
 Danny Murphy vs. St. Louis, August 25, 1910
 Frank Baker at New York, July 3, 1911 (second game)
 Mickey Cochrane at Washington, July 22, 1932
 Mickey Cochrane at New York, August 2, 1933
 Pinky Higgins at Washington, August 6, 1933
 Jimmie Foxx at Cleveland, August 14, 1933
 Doc Cramer at New York, June 10, 1934

Sam Chapman at St. Louis, May 5, 1939
 Elmer Valo at Chicago, August 2, 1950
 Tony Phillips at Baltimore, May 16, 1986
 Mike Blowers at Chicago, May 18, 1998
 Eric Chavez vs. Baltimore, June 21, 2000
 Miguel Tejada at Seattle, September 29, 2001
 Eric Byrnes at San Francisco, June 29, 2003
 Mark Ellis vs. Boston, June 4, 2007

Most Hits

Career 1882 (Bert Campaneris, 1964-76)
Season, Right Hander 253 (Al Simmons, 1925)
Season, Left Hander 214 (Doc Cramer, 1935)
Season, Switch Hitter 188 (Dave Philley, 1953)
Season, Rookie 183 (Al Simmons, 1924)
Game 6 (Joe DeMaestri at Detroit, July 8, 1955; 11 inn.)
6 (Roger Cramer vs. Detroit, July 13, 1935)
6 (Bob Johnson vs. Chi., June 16, 1934; 2nd game, 11 inn.)
6 (Jimmie Foxx at Cleveland, July 10, 1932; 18 inn.)
6 (Roger Cramer at Chicago, June 20, 1932)
6 (Jimmie Foxx vs. Wash., May 30, 1930; 1st game, 13 inn.)
6 (Danny Murphy at Boston, July 8, 1902)
Consecutive 8 (several times. Last: Dave Magadan,
August 26-30, 1997)
Hitting Streak 29 (Billy Lamar, May 30-June 29, 1925)
Consecutive Games Reaching Base (since 1914) 62
(Mark McGwire, September 16, 1995-June 18, 1996)
Consecutive At Bats, No Hits (since 1924) 42
(Tim Thompson, July 24-August 19, 1957)

Most Singles

Career 1472 (Bert Campaneris, 1964-76)
Season 174 (Al Simmons, 1925)
Season, Rookie 135 (Al Simmons, 1924)
Game 6 (Joe DeMaestri at Detroit, July 8, 1955; 11 inn.)
6 (Roger Cramer at Chicago, June 20, 1932)

Most Doubles

Career 365 (Jimmy Dykes, 1918-32)
Season 53 (Al Simmons, 1926)
Season, Rookie 44 (Bob Johnson, 1933)
Game 4 (Frankie Hayes at Cleveland, July 25, 1936)

Most Triples

Career 102 (Danny Murphy, 1902-13)
Season 21 (Frank Baker, 1912)
Season, Rookie 19 (Frank Baker, 1909)
Game 3 (Bert Campaneris vs. Cle., Aug. 29, 1967; 10 inn.)

Most Home Runs

Career 363 (Mark McGwire, 1986-97)
Career, Pinch Hit 5 (Mark McGwire, 1986-97)
5 (Terry Steinbach, 1986-96)
5 (Mike Aldrete, 1993-95)
5 (Jeff Burroughs, 1982-84)
5 (Gus Zernial, 1951-57)
Career, Designated Hitter 9 (Dave Kingman, 1984-86)
Career, Grand Slams 9 (Mark McGwire, 1986-97)
9 (Gus Zernial, 1951-57)
9 (Sam Chapman, 1938-41, 45-51)
9 (Jimmie Foxx, 1925-35)
Career, Inside The Park 18 (Danny Murphy, 1902-13)
Career, Leadoff 43 (Rickey Henderson, 1979-84, 89-95, 98)
Season, Right Hander 58 (Jimmie Foxx, 1932)
Season, Left Hander 47 (Reggie Jackson, 1969)
Season, Switch Hitter 35 (Nick Swisher, 2006)
Season, Pinch Hitter 4 (Jeff Burroughs, 1982)
Season, Designated Hitter 39 (Frank Thomas, 2006)
Season, Grand Slams 4 (Jason Giambi, 2000)
Season, Inside The Park 4 (Danny Murphy, 1904)
Season, Leadoff 7 (Rickey Henderson, 1993)
Season, Rookie 49 (Mark McGwire, 1987)
Season, Home 31 (Jimmie Foxx, 1933)
31 (Jimmie Foxx, 1932)
Season, Road 28 (Mark McGwire, 1996)
28 (Jose Canseco, 1991)
28 (Mark McGwire, 1987)

Month 15 (Bob Johnson, June, 1934)
15 (Mark McGwire, May, 1987)
Game 3 (26 times. Last: **Josh Reddick**
at Toronto, August 9, 2013)
Game, Both Sides of Plate nine times. Last: **Coco Crisp**
(at New York-AL, August 24, 2011)
Two Consec. Games 5 (**Josh Reddick**, Aug. 9-10, 2013)
5 (Mark McGwire, June 10-11, 1995)
5 (Mark McGwire, June 27-28, 1987)
Inning 2 (Mark McGwire at Seattle, Sept. 22, 1996; 5th inn.)
Consecutive Games With Home Run 6 (Frank Thomas,
September 5-11, 2006)
Consecutive At Bats With Home Run 4
(Jimmie Foxx vs. Washington and N.Y., June 7-8, 1933)
(Mike Epstein vs. Washington, June 15-16, 1971)
Home Run, First Major League At Bat five times:
(Terry Steinbach, September 12, 1986 at Cleveland)
(Joe Keough, August 7, 1968 at New York, G#2)
(Bert Campaneris, July 23, 1964 vs. Minnesota)
(Gene Hasson, September 9, 1937 vs. Washington, G#1)
(Ace Parker, April 30, 1937 vs. Boston)

Most Runs Batted In

Career 1178 (Al Simmons, 1924-32, 40-41, 44)
Season, Right Hander 169 (Jimmie Foxx, 1932)
Season, Left Hander 137 (Jason Giambi, 2000)
Season, Switch Hitter 101 (Ruben Sierra, 1993)
Season, Designated Hitter 114 (Frank Thomas, 2006)
Season, Rookie 118 (Mark McGwire, 1987)
Game 10 (Reggie Jackson at Boston, June 14, 1969)
Inning 6 (Matt Stairs vs. California, July 5, 1996; 1st inn.)
6 (Joe Astroth at Washington, Sept. 23, 1950; 6th inn.)
6 (Bob Johnson at Chicago, Aug. 29, 1937; 1st inn.)
Consecutive Games With RBI 11 (Al Simmons, 1931)

Most Total Bases

Career 2998 (Al Simmons, 1924-32, 40-41, 44)
Season 438 (Jimmie Foxx, 1932)
Season, Rookie 344 (Mark McGwire, 1987)
Game 16 (Jimmie Foxx at Cleveland, July 10, 1932; 18 inn.)

Most Extra Base Hits

Career 655 (Al Simmons, 1924-32, 40-41, 44)
Season 100 (Jimmie Foxx, 1932)
Season, Rookie 81 (Mark McGwire, 1987)
Game 4 (several times. Last: Matt Holliday
vs. Minnesota, July 20, 2009)

Most Walks

Career 1227 (Rickey Henderson, 1979-84, 89-95, 98)
Career, Intentional 84 (Reggie Jackson, 1967-75, 87)
Season 149 (Eddie Joost, 1949)
Season, Rookie 95 (Ferris Fain, 1947)
Season, Intentional 24 (Jason Giambi, 2001)
Game 5 (several times. Last: Mark McGwire
vs. Kansas City, April 26, 1997)
Consecutive 7 (Jose Canseco, August 4-5, 1992)

Most Strikeouts

Career 1226 (Reggie Jackson, 1967-75, 87)
Season 197 (Jack Cust, 2008)
Season, Rookie 175 (Jose Canseco, 1986)
Game 5 (several times. Last: Nick Swisher
at San Diego, June 29, 2006)
Two Consecutive Games 8 (Seth Smith, May 1-3, 2013)
8 (Jose Canseco, July 14-16, 1997)
8 (Rick Monday, April 28-29, 1970)

Athletics Franchise Records, continued

Most Hit By Pitch

Career	87 (Jimmy Dykes, 1918-32)
Season	20 (Jason Kendall, 2005) 20 (Don Baylor, 1976)
Season, Rookie	15 (Olmedo Saenz, 1999)
Game (since 1914)	2 (48 times, last: Brandon Moss at Houston, April 25, 2014)

Most Sacrifice Hits

Career	188 (Jimmy Dykes, 1918-32)
Season	34 (Simon Nicholls, 1907)
Season, Rookie	34 (Simon Nicholls, 1907)
Game (since 1914)	3 (four times, last: Ned Garver at Detroit, September 23, 1960)

Most Sacrifice Flies

Career	59 (Mark McGwire, 1986-97)
Season	14 (Dave Kingman, 1984)
Season, Rookie	12 (Leo Posada, 1961)
Game	2 (31 times, last: Coco Crisp at Los Angeles-AL, September 25, 2011)

Most Grounded Into Double Plays

Career	158 (Pete Suder, 1941-55)
Season	32 (Ben Grieve, 2000)
Season, Rookie	28 (George Kell, 1944)
Game	3 (Harry Simpson vs. Wash., June 12, 1957, G#2) 3 (Benny McCoy vs. Washington, May 25, 1941)

Most Stolen Bases

Career	867 (Rickey Henderson, 1979-84, 89-95, 98)
Season	130 (Rickey Henderson, 1982)
Season, Rookie	42 (Mitchell Page, 1977)
Game	6 (Eddie Collins at St. Louis, Sept. 22, 1912; G#1) 6 (Eddie Collins at Detroit, September 11, 1912)
Consecutive	36 (Coco Crisp , July 16, 2011-June 19, 2012)

Most Caught Stealing

Career	219 (Rickey Henderson, 1979-84, 89-95, 98)
Season	42 (Rickey Henderson, 1982)
Season, Rookie	21 (Mike Edwards, 1978)
Game	3 (Rickey Henderson at California, July 27, 1982) 3 (Joe Hauser vs. St. Louis, August 18, 1922)

INDIVIDUAL PITCHING

Most Games Won

Career	284 (Eddie Plank, 1901-14)
Season, Right Hander	31 (Jack Coombs, 1910)
Season, Left Hander	31 (Lefty Grove, 1931)
Season, Rookie	20 (Alex Kellner, 1949) 20 (Scott Perry, 1918)
Consecutive	16 (Lefty Grove, 1931)

Most Games Lost

Career	162 (Eddie Plank, 1901-14)
Season, Right Hander	25 (Scott Perry, 1920)
Season, Left Hander	20 (Alex Kellner, 1950)
Season, Rookie	23 (Elmer Myers, 1916)
Consecutive	19 (Jack Nabors, 1916)

Most Saves

Career	320 (Dennis Eckersley, 1987-95)
Season, Right Hander	51 (Dennis Eckersley, 1992)
Season, Left Hander	22 (Sean Doolittle , 2014)
Season, Rookie	26 (Andrew Bailey, 2009)

Consecutive Saves	44 (Grant Balfour, May 5, 2012-July 22, 2013)
-------------------	--

Lowest Earned Run Average

Career	1.97 (Rube Waddell, 1902-07)
Season	1.30 (Jack Coombs, 1910)
Season, Rookie	1.39 (Harry Krause, 1909)

Most Games

Career	525 (Dennis Eckersley, 1987-95)
Season	84 (Billy Koch, 2002)
Season, Rookie	71 (Ryan Cook , 2012) 71 (Aaron Small, 1997)

Most Games Started

Career	459 (Eddie Plank, 1901-14)
Season	46 (Rube Waddell, 1904)
Season, Rookie	36 (Scott Perry, 1918)

Most Complete Games

Career	362 (Eddie Plank, 1901-14)
Season	39 (Rube Waddell, 1904)
Season, Rookie	31 (Elmer Myers, 1916)
Consecutive (since 1914)	22 (Rick Langford, May 23-September 12, 1980)
Consecutive Won (since 1914)	11 (Bobby Shantz, April 30-June 19, 1952)

Most Shutouts

Career	59 (Eddie Plank, 1901-14)
Season	13 (Jack Coombs, 1910)
Season, Rookie	7 (Harry Krause, 1909)
Consecutive Scoreless IP	53.0 (Jack Coombs, 1910)

Most Innings Pitched

Career	3860.2 (Eddie Plank, 1901-14)
Season	383 (Rube Waddell, 1904)
Season, Rookie	332.1 (Scott Perry, 1918)
Game	24 (Jack Coombs at Boston, September 1, 1906)

Hits

Career, Most	3438 (Eddie Plank, 1901-14)
Season, Most	360 (Jack Coombs, 1911)
Season, Rookie	295 (Scott Perry, 1918)
Game, Most	26 (Hod Lisenbee at Chicago, Sept. 11, 1936)
Game, Most, Extra Inn.	29 (Eddie Rommel at Cleveland, July 10, 1932)
Game, Fewest	0 (14 times, 12 complete)

Most Runs

Career	1374 (Eddie Plank, 1901-14)
Season	169 (Elmer Myers, 1916)
Season, Rookie	169 (Elmer Myers, 1916)
Game (since 1909)	20 (Tom Sheehan at Washington, September 29, 1915; 2nd Game)

Most Earned Runs

Career	1025 (Eddie Plank, 1901-14)
Season	146 (George Earnshaw, 1930)
Season, Rookie	130 (Buck Ross, 1936)
Game (since 1913)	15 (Win Noyes vs. Bos., Sept. 15, 1919)

Most Walks

Career	913 (Eddie Plank, 1901-14)
Season	168 (Elmer Myers, 1916)
Season, Rookie	168 (Elmer Myers, 1916)
Game	16 (Bruno Haas vs. New York, June 23, 1915)

Most Strikeouts

Career	1985 (Eddie Plank, 1901-14)
Season	349 (Rube Waddell, 1904)
Season, Rookie	182 (Elmer Myers, 1916)
Game, Nine Innings	.16 (Jose Rijo at Seattle, April 19, 1986)
Game, Extra Innings	.18 (Jack Coombs at Chicago, August 4, 1910; 16 inn.) 18 (Jack Coombs at Boston, September 1, 1906; 24 inn.)
Inning	.4 (Ryan Cook, April 27, 2012 at Baltimore; 8th inn.) 4 (Erik Hiljus, June 30, 2001 at Texas; 7th inn.) 4 (Blake Stein, July 27, 1998 at Tampa Bay; 4th inn.)

Most Home Runs

Career	261 (Jim Hunter, 1965-74)
Season	40 (Orlando Peña, 1964)
Season, Rookie	.27 (Dan Pfister, 1962) 27 (Trevor Cahill, 2009)
Game	.6 (George Caster vs. Boston, September 24, 1940)

Most Hit Batters

Career	185 (Eddie Plank, 1901-14)
Season	32 (Chick Fraser, 1901)
Season, Rookie	25 (Chief Bender, 1903)
Game (since 1914)	.3 (21 times, last: Barry Zito vs. Los Angeles (AL), April 15, 2005)

Most Wild Pitches

Career	.87 (John Odum, 1964-75)
Season	.22 (Mike Moore, 1992)
Season, Rookie	.16 (Stu Flythe, 1936)
Game (since 1914)	.4 (Stan Bahnsen vs. Cal., July 5, 1975) 4 (George Turbeville at Chicago, June 7, 1937)

OAKLAND ATHLETICS RECORDS

TEAM GENERAL

Most Games Won

Season	104 (1988)
Home	.57 (2003)
Road	.55 (1971)
Consecutive	.20 (August 13 to September 4, 2002)
Consecutive, Home	.20 (August 25, 2001 to April 3, 2002)
Consecutive, Road	.12 (August 24 to September 12, 2012) 12 (July 31 to August 15, 1971)
vs. One Team	.17 (Seattle, 2006)
by Shutout	.23 (1972)
by One Run	.33 (2004)
in Extra Innings	.14 (1988)
Month	.24 (August, 2002)
Homestand	.11 (June 1-13, 2004)
Roadtrip	.11 (May 29-June 11, 1972)

Most Games Lost

Season	108 (1979)
Home	.50 (1979)
Road	.58 (1979)
Consecutive	.14 (July 29-August 12, 1977)
Consecutive, Home	.12 (July 29-August 21, 1977)
Consecutive, Road	.15 (May 24-June 23, 1986)
vs. One Team	.14 (Seattle, 2009) 14 (Seattle, 2007) 14 (Minnesota, 1973)
by Shutout	.19 (1978)
Fewest lost by shutout	.3 (2001, 2004)
by One Run	.32 (1976)
in Extra Innings	.14 (1976)
Month	.24 (June, 1979)
Homestand	.10 (July 26-August 7, 1977)
Roadtrip	.11 (July 15-29, 1993) 11 (June 12-25, 1978)

Most Games

Season	163 (1968)
Shutout	.31 (1972)
One Run	.59 (1976)
Extra Innings	.22 (1969 and 1976)
Month	.33 (August, 1968)

Highest Winning Percentage

Season	.642 (1988)
Home	.704 (2003)
Road	.688 (1971)
Shutout Games	.800 (1989, 20-5)
One-Run Games	.696 (2002, 32-14)
Extra Inning Games	.889 (1975, 8-1)
Month	.857 (August, 2002; 24-4) .857 (April, 1981; 18-3)
Homestand (min. 6 games)	.1000 (August 23-29, 2004; 7-0) 1.000 (Sept. 3-10, 2001; 7-0) 1.000 (September 10-16, 1992; 7-0) 1.000 (seven times, last: July 3-8, 2014; 6-0)
Roadtrip (min. 6 games)	.1000 (August 19-28, 2002; 10-0) 1.000 (April 9-16, 1981; 8-0) 1.000 (April 5-11, 2013; 6-0)

Lowest Winning Percentage

Season	.333 (1979)
Home	.383 (1979)
Road	.284 (1979)
Shutout Games	.100 (1997, 1-9)
One-Run Games	.381 (1980, 16-26)
Extra Inning Games	.231 (2009, 3-10)
Month	.172 (June, 1979; 5-29)
Homestand (min. 6 games)	.100 (July 6-15, 1979; 1-9)
Roadtrip (min. 6 games)	.000 (nine times. Most losses: 0-9, September 22-October 1, 1995)

Most Players Used

Season	.54 (2007)
Pitchers, Season	.26 (1997, 2009 and 2011)
Game, Nine Innings	.22 (five times. Last: at Seattle, September 28, 2003)
Game, Extra Innings	.30 (vs. Chi., Sept. 19, 1972; 15 inn.)
Pitchers, Game, Nine Innings	.8 (at Baltimore, July 7, 1994)
Pitchers, Extra Innings	.9 (at New York-AL, September 22, 2012; 14 inn.) 9 (at Boston, June 4, 2011; 14 inn.) 9 (vs. Seattle, Sept. 20, 1997; 15 inn.)

Fewest Players Used

Season	.33 (1979)
Pitchers, Season	.11 (1974)

Oakland Athletics Records, continued

Length of Game

Most Innings21 (at Washington, June 4, 1971)
Longest Time, Nine Innings4:31 (at New York-AL, August 25, 2011)
Longest Time, Extra Innings6:32 (vs. Los Angeles-AL April 29, 2013; 19 inn.)
Shortest Game1:35 (vs. Kansas City, Sept. 28, 1971)

Left On Base

Season, Most1274 (2004)
Season, Fewest1030 (1979)
Nine Inning Game, Most17 (at Chicago, Sept. 18, 1982)
Extra Inning Game, Most21 (at Texas, July 1, 1979; 15 inn.)

Scoring Margin

Victory21 (vs. Texas, September 30, 2000; 23-2)
Shutout Victory16 (at Toronto, July 25, 2012) 16 (vs. San Francisco, June 26, 2005)
Defeat16 (five times. Last: vs. San Francisco, June 4, 2000; 2-18)
Shutout Defeat16 (at Kansas City, June 25, 1984)
Largest Deficit Overcome to Win10 (vs. Minnesota, July 20, 2009)
Largest Lead Surrendered to Lose8 (at Texas, May 5, 2000)

Errors

Season, Most190 (1977)
Season, Fewest84 (2006)
Game, Most7 (vs. Cleveland, June 7, 1987) 7 (at Chicago, September 20, 1977) 7 (vs. Kansas City, July 24, 1976)
Consecutive Games, No Errors12 (June 3-15, 2002)

Double Plays Turned

Most, Season195 (1996)
Game6 (at Chicago, May 17, 1995) 6 (at Kansas City, September 13, 1970)

TEAM BATTING

Batting Average

Highest270 (2000, 2004)
Lowest236 (1982)

Slugging Percentage

Highest458 (2000)
Lowest343 (1968)

On-Base Percentage

Highest360 (2000)
Lowest302 (1979)

Most At Bats

Season5728 (2004)
Game76 (at Washington, June 4, 1971; 21 innings)
Game, Nine Innings51 (at Boston, June 14, 1969)

Most Runs

Season947 (2000)
Game23 (vs. Texas, September 30, 2000)
Game, loss16 (at Texas, May 5, 2000; 16-17)
Game, both clubs33 (at Texas, May 5, 2000; 16-17)
Inning13 (vs. California, July 5, 1996; 1st)
Consecutive innings, no runs31.0 (May 5-10, 1978)
Two consecutive games34 (June 18-19, 2000) 34 (June 14-15, 1969)

Three consecutive games44 (June 17-19, 2000)
Consecutive games, one or more runs104 (June 18, 2001 to April 10, 2002)

Most Hits

Season1545 (2004)
Game, Nine Innings25 (at Boston, June 14, 1969)
Game, Extra Innings29 (at Texas, July 1, 1979; 15 inn.)
Inning10 (at Minnesota, September 11, 2013; 4th inn.) 10 (at Kansas City, May 3, 2000; 7th inn.)

Most Singles

Season1061 (1983)
Game25 (at Texas, July 1, 1979; 15 inn.)

Most Doubles

Season336 (2004)
Game8 (six times, last: at Minnesota, September 11, 2013)

Most Triples

Season40 (1968)
Game3 (seven times, last: vs. Houston, April 16, 2013)

Most Home Runs

Season243 (1996)
Season, Home126 (2000)
Season, Road130 (1996)
Season, Grand Slam14 (2000)
Season, Inside The Park2 (1968, 1970, 1979, 1986, 2000)
Season, vs. one team33 (Texas, 2003)
Season, Back-To-Back13 (2000)
Players with 30 or more home runs3 (1996, 1999, 2001)
Players with 20 or more home runs5 (1996, 1999, 2000, 2004)
Players with 10 or more home runs9 (2000)
Month55 (June, 1996 and August, 1999)
Game8 (at California, June 27, 1996)
Game, Grand Slam2 (at Toronto, August 24, 2003) 2 (at Seattle, September 10, 2007)
Inning4 (vs. Chicago, April 27, 2002) 3rd inning: Hatteberg, Long, Pena, Menechino 4 (vs. Tampa Bay, August 1, 1999) 4th inning: Tejada, Chavez, Giambi, Jaha 4 (vs. Boston, August 21, 1997) 3rd inning: Giambi, Young, McDonald, Canseco)
Consecutive3 (eight times, last: vs. Texas, April 15, 2006 (Chavez, Thomas, Bradley))
Consecutive games with a home run23 (July 2-27, 1996)
Two consecutive games12 (June 25-27, 1996)
Three consecutive games15 (June 25-28, 1996)
Four consecutive games18 (June 25-29, 1996)

Most Total Bases

Season2546 (1996)
Game44 (at California, June 27, 1996)
Inning21 (at Kansas City, May 3, 2000; 7th inn.)

Most Extra Base Hits

Season555 (2001)
Game11 (at Minnesota, September 11, 2013) 11 (at Arizona, June 17, 2008) 11 (at Chicago, April 26, 2001) 11 (at California, June 27, 1996)

Most Runs Batted In

Season908 (2000)
Game23 (vs. Texas, September 30, 2000)

Most Walks

Season	770 (1999)
Game	15 (at Baltimore, September 19, 2000)

Most Strikeouts

Season	1387 (2012)
Game, Nine Innings	19 (at Seattle, June 24, 1997)
Game, Extra Innings	21 (vs. Tampa Bay, July 30, 2012)

Most Hit By Pitch

Season	.88 (2001)
Game	5 (at Anaheim, June 7, 2001)

Most Sacrifice Hits

Season	108 (1978)
Game	4 (nine times. Last: vs. Cleveland, June 22, 1985)

Most Sacrifice Flies

Season	.77 (1984)
Game	3 (32 times. Last: at Tampa Bay, August 6, 2011)

Most Grounded Into Double Plays

Season	170 (2006)
Game	5 (eight times. Last: at New York, May 12, 2006)

Most Stolen Bases

Season	341 (1976)
Season, vs. one team	57 (Minnesota, 1976)
Game	12 (at Minnesota, August 1, 1976)
Game, Steals of Home	2 (vs. Kansas City, May 28, 1980) 2 (vs. Detroit, May 3, 1980)
Inning	5 (at Boston, July 17, 1983)

TEAM PINCH HITTING

Highest Average, Season	.345 (1997)
At Bats, Season	213 (1969)
Hits, Season	.57 (1997)
Home Runs, Season	.8 (1970)
Runs Batted In, Season	.31 (1997)
Pinch Hitters Used, Game	10 (vs. Chicago, Sept. 19, 1972; 15 inn.)

TEAM PITCHING

Earned Run Average

Lowest	2.58 (1972)
Highest	5.48 (1997)

Complete Games

Most	.94 (1980)
Fewest	.1 (2012)
Consecutive	.9 (August 9-17, 1980)

Shutouts

Most	.23 (1972)
Fewest	.1 (1997)
Consecutive	3 (August 28-31, 1996) 3 (August 14-16, 1983) 3 (July 31-August 2, 1972) 3 (June 11-13, 1968)
Consecutive Shutout Innings	.37 (August 13-17, 1983)

Saves

Most	.64 (1988 and 1990)
Fewest	.13 (1980)

Innings Pitched

Most	1489.1 (1988)
Fewest	1429.1 (1979)

Hits

Most, Season	1734 (1997)
Most, Game	23 (vs. Minnesota, July 8, 1978; 11 innings)
Most, Game, Nine Innings	22 (vs. Texas, Sept. 26, 2010) 22 (vs. New York, August 26, 1997)
Most, Inning	10 (at New York, July 18, 1993; 7th inn.)
Fewest, Season	1170 (1972)

Runs Allowed

Most, Season	.946 (1997)
Most, Game	.22 (at New York-AL, August 25, 2011)
Most, Inning	.12 (vs. Texas, July 3, 1983; 15th inn.)
Fewest, Season	.457 (1972)

Earned Runs Allowed

Most	.880 (1997)
Fewest	.406 (1972)

Walks

Most, Season	680 (1993)
Most, Season, Intentional	.78 (1968)
Most, Game	14 (vs. Detroit, August 27, 1993)
Most, Game, Intentional	4 (11 times, last: vs. New York (AL), June 13, 2013)
Fewest, Season	.406 (2014)
Fewest, Season, Intentional	.19 (1990)

Strikeouts

Most, Season	1244 (2014)
Most, Nine Inning Game	18 (at Seattle, April 19, 1986)
Most, Extra Inning Game	26 (vs. Cal., July 9, 1971; 20 inn.)
Fewest, Season	.695 (1984)

Doubles

Most, Season	.346 (1997)
Most, Game	.7 (11 times. Last: at Boston, June 4, 2011)

Triples

Most, Season	.48 (1983)
Most, Game	.4 (at Toronto, September 11, 1983)

Home Runs

Most, Season	.205 (1996)
Most, Game	.7 (at Seattle, April 11, 1985)
Most, Inning	.4 (at Seattle, September 21, 1996) 4 (at Minnesota, May 16, 1983)
Most Grand Slams, Season	.8 (1993 and 1999)
Fewest, Season	.90 (1974)
Fewest Grand Slams, Season	.0 (1974 and 2003)
Consecutive Innings, No HR	136.2 (June 19-July 4, 1974)

Hit Batters

Most, Season	.68 (2004)
Most, Game	.4 (vs. Texas, April 20, 2003)
Fewest, Season	.19 (1972)

Wild Pitches

Most, Season	.72 (1979)
Most, Game	4 (four times, last: vs. Anaheim, Sept. 24, 1998)
Fewest, Season	.28 (1974)

Balks

Most, Season	.76 (1988)
Most, Game	.5 (at Seattle, April 13, 1988)
Fewest, Season	.1 (1974, 2000, 2013, 2014)

Oakland Athletics Records, continued

INDIVIDUAL BATTING

Highest Batting Average

Career	.300	(Jason Giambi, 1995-2001, 09)
Season, Left Hander	.342	(Jason Giambi, 2001)
Season, Right Hander	.336	(Carney Lansford, 1989)
Season, Switch Hitter	.290	(Jed Lowrie, 2013)
	.290	(Brent Gates, 1993)
Season, Pinch Hitter	.636	(Mike Macfarlane, 1998)
Season, Designated Hitter	.328	(Erubiel Durazo, 2004)
Season, Rookie	.307	(Mitchell Page, 1977)

Highest Slugging Percentage

Career	.551	(Mark McGwire, 1986-97)
Season, Right Hander	.730	(Mark McGwire, 1996)
Season, Left Hander	.660	(Jason Giambi, 2001)
Season, Switch Hitter	.493	(Nick Swisher, 2006)
Season, Rookie	.618	(Mark McGwire, 1987)

Highest On-Base Percentage

Career	.409	(Rickey Henderson, 1979-84, 89-95, 98)
Season, Left Hander	.477	(Jason Giambi, 2001)
Season, Right Hander	.467	(Mark McGwire, 1996)
Season, Switch Hitter	.381	(Nick Swisher, 2007)
Season, Rookie	.405	(Mitchell Page, 1977)

Most Games Played

Career	1704	(Rickey Henderson, 1979-84, 89-95, 98)
Season	162	(10 times, last: Miguel Tejada, 2003)
Season, Rookie	160	(Phil Garner, 1975)
Consecutive	594	(Miguel Tejada, June 2, 2000 to September 28, 2003)

Most At Bats

Career	6140	(Rickey Henderson, 1979-84, 89-95, 98)
Season	662	(Miguel Tejada, 2002)
Season, Rookie	600	(Jose Canseco, 1986)
Game	9	(11 times, last: Jed Lowrie vs. Los Angeles-AL, April 29, 2013)

Most Runs

Career	1270	(Rickey Henderson, 1979-84, 89-95, 98)
Season	123	(Reggie Jackson, 1969)
Season, Rookie	104	(Terrence Long, 2000)
Game	5	(Luis Polonia at Kansas City, September 9, 1988)
	5	(Mark McGwire at Cleveland, June 27, 1987)
	5	(Mike Edwards vs. Texas, September 8, 1978)

Most Hits

Career	1768	(Rickey Henderson, 1979-84, 89-95, 98)
Season, Right Hander	204	(Miguel Tejada, 2002)
Season, Left Hander	190	(Mark Kotsay, 2004)
Season, Switch Hitter	175	(Jed Lowrie, 2013)
Season, Pinch Hitter	13	(Dave Magadan, 1997)
	13	(Tommy Davis, 1971)
	13	(Bob Johnson, 1969)
Season, Rookie	168	(Terrence Long, 2000)
	168	(Ben Grieve, 1998)
Game	5	(31 times. Last: Josh Donaldson at Chicago-AL, September 9, 2014)
Consecutive	8	(Dave Magadan, August 26-30, 1997)
	8	(Brent Gates, May 23-24, 1994)
Hitting Streak	25	(Jason Giambi, May 12-June 23, 1997)
Consecutive Games Reaching Base	62	(Mark McGwire, Sept. 16, 1995-June 18, 1996)
Consecutive At Bats, No Hits	40	(Jose Canseco, August 8-23, 1986)

Multiple Hit Games

Career	474	(Rickey Henderson, 1979-84, 89-95, 98)
Season	57	(Mark Kotsay, 2004)
	57	(Miguel Tejada, 2002)
Season, Rookie	49	(Terrence Long, 2000)
	49	(Brent Gates, 1993)
Season, Five-Hit Games	2	(Adam Kennedy, 2009)
	2	(Sal Bando, 1969)
Season, Four-Hit Games	5	(Carney Lansford, 1988)
	5	(Claudell Washington, 1975)
Season, Three-Hit Games	19	(Mark Kotsay, 2004)
	19	(Jason Giambi, 1999)
	19	(Carney Lansford, 1989)

OAKLAND A'S FIVE-HIT GAMES

Bert Campaneris at Washington, August 9, 1968
Reggie Jackson at Boston, June 14, 1969
Sal Bando at Seattle, July 17, 1969
Tito Francona at Chicago, September 12, 1969
Sal Bando at Seattle, September 30, 1969
Joe Rudi vs. Minnesota, September 22, 1970
Dave Duncan vs. Boston, July 12, 1972
Claudell Washington at Detroit, August 30, 1974
Bert Campaneris at Boston, August 22, 1976
Jim Essian at Texas, July 1, 1979
Tony Phillips at Baltimore, May 16, 1986
Stan Javier vs. Cleveland, July 18, 1988
Luis Polonia at Kansas City, September 9, 1988
Dave Henderson at California, April 16, 1991
Rickey Henderson vs. Texas, September 29, 1991
Carney Lansford at California, September 8, 1992

Geronimo Berroa at Minnesota, April 10, 1994
Jason Giambi at Seattle, July 2, 1996
Dave Magadan vs. New York (AL), August 27, 1997
Ben Grieve at Cleveland, April 29, 1998
Mike Stanley at Toronto, September 4, 2000
Miguel Tejada vs. Texas, June 19, 2003
Eric Byrnes at San Francisco, June 29, 2003
Mark Kotsay vs. Seattle, April 30, 2005
Eric Chavez at Atlanta, June 12, 2005
Adam Kennedy at Boston, July 28, 2009
Mark Ellis at Baltimore, August 10, 2009
Adam Kennedy vs. Chicago (AL), August 15, 2009
Ryan Sweeney vs. Cleveland, May 5, 2011
Hideki Matsui at New York (AL), July 24, 2011
Josh Donaldson at Chicago (AL), September 9, 2014

Most Singles

Career	1271 (Rickey Henderson, 1979-84, 89-95, 98)
Season	153 (Carney Lansford, 1989)
Season, Rookie	117 (Brent Gates, 1993)
Game	5 (Stan Javier vs. Cleveland, July 18, 1988) 5 (Sal Bando at Washington, September 30, 1969)

Most Doubles

Career	289 (Rickey Henderson, 1979-84, 89-95, 98)
Season	47 (Jason Giambi, 2001)
Season, Rookie	41 (Ben Grieve, 1998)
Game	3 (25 times. Last: Hideki Matsui vs. Seattle, September 4, 2011)

Most Triples

Career	41 (Rickey Henderson, 1979-84, 89-95, 98)
Season	12 (Phil Garner, 1976)
Season, Rookie	10 (Luis Polonia, 1987)
Game	2 (10 times. Last: Rajai Davis at Det., Sept. 9, 2008)

Most Home Runs

Career	363 (Mark McGwire, 1986-97)
Career, Pinch Hit	5 (Mark McGwire, 1986-97) 5 (Terry Steinbach, 1986-96) 5 (Mike Aldrete, 1993-95) 5 (Jeff Burroughs, 1982-84)
Career, Designated Hitter	98 (Dave Kingman, 1984-86)
Career, Grand Slams	9 (Mark McGwire, 1986-97)
Career, Inside The Park	4 (Reggie Jackson, 1968-75, 87)
Career, Leadoff	.43 (Rickey Henderson, 1979-84, 89-95, 98)
Season, Right Hander	52 (Mark McGwire, 1996)
Season, Left Hander	47 (Reggie Jackson, 1969)
Season, Switch Hitter	35 (Nick Swisher, 2006)
Season, Pinch Hitter	4 (Jeff Burroughs, 1982)
Season, Designated Hitter	39 (Frank Thomas, 2006)
Season, Grand Slams	4 (Jason Giambi, 2000)
Season, Inside The Park	2 (Reggie Jackson, 1968)
Season, Leadoff	7 (Rickey Henderson, 1993)
Season, Rookie	49 (Mark McGwire, 1987)
Season, Home	27 (Jason Giambi, 2001)
Season, Road	28 (Mark McGwire, 1987 and 1996) 28 (Jose Canseco, 1991)
Month	15 (Mark McGwire, May, 1987)
Game	3 (14 times, last: Josh Reddick at Toronto, August 9, 2013)
Game, Both Sides of Plate	... eight times, last: Coco Crisp (at New York-AL, August 24, 2011)
Two Consecutive Games	5 (Josh Reddick, Aug. 9-10, 2013) 5 (Mark McGwire, June 27-28, 1987) 5 (Mark McGwire, June 10-11, 1995)
Inning	2 (Mark McGwire, September 22, 1996; 5th inn.)
Consecutive Games With Home Run	6 (Frank Thomas, Sept. 5-11, 2006)
Consecutive At Bats With Home Run	4 (Mike Epstein vs. Washington, June 15-16, 1971)
Home Run, First Major League At Bat	twice: (Terry Steinbach, September 12, 1986 at Cleveland) (Joe Keough, August 7, 1968 at New York, G#2)
Consecutive At Bats, No Home Runs	837 (Walt Weiss, April 26, 1990-October 4, 1992)

Most RBI

Career	941 (Mark McGwire, 1986-97)
Season, Left Hander	137 (Jason Giambi, 2000)
Season, Right Hander	131 (Miguel Tejada, 2002)
Season, Switch Hitter	101 (Ruben Sierra, 1993)
Season, Pinch Hitter	12 (Tommy Davis, 1971) 12 (Jeff Burroughs, 1982)

Season, Designated Hitter	114 (Frank Thomas, 2006)
Season, Rookie	118 (Mark McGwire, 1987)
Game	10 (Reggie Jackson at Boston, June 14, 1969)
Inning	6 (Matt Stairs vs. California, July 5, 1996; 1st inn.)
Consecutive Games With RBI	10 (Rick Monday, April 20-30, 1969)

Most Total Bases

Career	2640 (Rickey Henderson, 1979-84, 89-95, 98)
Season	347 (Jose Canseco, 1988)
Season, Rookie	344 (Mark McGwire, 1987)
Game	14 (Harold Baines vs. Baltimore, May 7, 1991)

Most Extra Base Hits

Career	563 (Mark McGwire, 1986-97)
Season	87 (Jason Giambi, 2001)
Season, Rookie	81 (Mark McGwire, 1987)
Game	4 (five times. Last: Matt Holliday vs. Minnesota, July 20, 2009)

Most Walks

Career	1227 (Rickey Henderson, 1979-84, 89-95, 98)
Career, Intentional	84 (Reggie Jackson, 1968-75, 87)
Season	137 (Jason Giambi, 2000)
Season, Rookie	86 (Wayne Gross, 1977)
Season, Intentional	24 (Jason Giambi, 2001)
Game	5 (four times, last: Mark McGwire vs. Kansas City, April 26, 1997)
Consecutive	7 (Jose Canseco, August 4-5, 1992)

Most Strikeouts

Career	1180 (Reggie Jackson, 1968-75, 87)
Season	197 (Jack Cust, 2008)
Season, Rookie	175 (Jose Canseco, 1986)
Game	5 (six times, last: Nick Swisher at San Diego, June 29, 2006)
Two Consecutive Games	8 (Seth Smith, May 1-3, 2013) 8 (Jose Canseco, July 14-16, 1997) 8 (Rick Monday, April 28-29, 1970)

Most Hit By Pitch

Career	59 (Sal Bando, 1968-76)
Season	20 (Jason Kendall, 2005) 20 (Don Baylor, 1976)
Season, Rookie	15 (Orlando Saenz, 1999)
Game	2 (33 times, last: Brandon Moss at Houston, April 25, 2014)

Most Sacrifice Hits

Career	101 (Bert Campaneris, 1968-76)
Season	22 (Dwayne Murphy, 1980)
Season, Rookie	21 (Phil Garner, 1975)
Game	2 (64 times, last: Sonny Gray at Atlanta, August 16, 2014)

Most Sacrifice Flies

Career	59 (Mark McGwire, 1986-97)
Season	14 (Dave Kingman, 1984)
Season, Rookie	9 (Jose Canseco, 1986)
Game	2 (26 times, last: Coco Crisp at Los Angeles-AL, September 25, 2011)

Most Grounded Into Double Plays

Career	137 (Terry Steinbach, 1986-96)
Season	32 (Ben Grieve, 2000)
Season, Rookie	20 (Bobby Crosby, 2004)
Game	2 (181 times, last: Geovany Soto vs. Los Angeles-AL, September 23, 2014)

Oakland Athletics Records, continued

Most Stolen Bases

Career	867 (Rickey Henderson, 1979-84, 89-95, 98)
Season	130 (Rickey Henderson, 1982)
Season, Rookie	42 (Mitchell Page, 1977)
Game	5 (Rickey Henderson vs. Seattle, July 29, 1989) 5 (Bert Campaneris vs. Minnesota, May 24, 1976)
Consecutive	36 (Coco Crisp, July 16, 2011-June 19, 2012)

Most Caught Stealing

Career	219 (Rickey Henderson, 1979-84, 89-95, 98)
Season	42 (Rickey Henderson, 1982)
Season, Rookie	21 (Mike Edwards, 1978)
Game	3 (Rickey Henderson at California, July 27, 1982)

INDIVIDUAL PITCHING

Most Games Won

Career	131 (Jim Hunter, 1968-74)
Season, Right Hander	27 (Bob Welch, 1990)
Season, Left Hander	24 (Vida Blue, 1971)
Season, Rookie	13 (Tommy Milone, 2012) 13 (Jarrod Parker, 2012)
Consecutive	13 (Jim Hunter, 1973)

Most Games Lost

Career	105 (Rick Langford, 1977-86)
Season, Right Hander	20 (Brian Kingman, 1980)
Season, Left Hander	19 (Vida Blue, 1977)
Season, Rookie	19 (Rick Langford, 1977)
Consecutive	14 (Matt Keough, 1979)
Consecutive over two seasons	18 (Matt Keough, Sept. 11, 1978-Aug. 8, 1979)

Most Saves

Career	320 (Dennis Eckersley, 1987-95)
Season, Right Hander	51 (Dennis Eckersley, 1992)
Season, Left Hander	22 (Sean Doolittle, 2014)
Season, Rookie	26 (Andrew Bailey, 2009)
Consecutive Saves	44 (Grant Balfour, May 5, 2012-July 22, 2013)

Lowest Earned Run Average

Career	2.74 (Dennis Eckersley, 1987-95)
Season, Starter	1.82 (Vida Blue, 1971)
Season, Reliever (min. 50 ip)	0.61 (Dennis Eckersley, 1990)
Season, Rookie (min. 100 ip)	2.93 (Dave Hamilton, 1972)

Most Games

Career	525 (Dennis Eckersley, 1987-95)
Season	84 (Billy Koch, 2002)
Season, Rookie	71 (Ryan Cook, 2012) 71 (Aaron Small, 1997)
Consecutive	6 (Buddy Groom, July 11-19, 1999) 6 (Darold Knowles, August 7-12, 1972) 6 (Paul Lindblad, August 21-27, 1970) 6 (Bob Locker, August 21-27, 1970)

Most Games Started

Career	262 (Vida Blue, 1969-77)
Season	41 (Jim Hunter, 1974)
Season, Rookie	33 (Joe Blanton, 2005)

Most Complete Games

Career	105 (Vida Blue, 1969-77)
Season	28 (Rick Langford, 1980)
Season, Rookie	8 (Steve McCatty, 1979)
Consecutive	22 (Rick Langford, May 23-Sept. 12, 1980)
Consecutive Won	9 (Rick Langford, July 15-Aug. 15, 1980)

Most Shutouts

Career	28 (Vida Blue, 1969-77)
Season	8 (Vida Blue, 1971)
Season, Rookie	2 (Chris Codiroli, 1983) 2 (John Johnson, 1978) 2 (Vida Blue, 1970)
Consecutive	3 (Bobby Witt, June 23, 28, July 3, 1994) 3 (Mike Torrez, September 3, 7, 11, 1976)
Consecutive Scoreless IP, Reliever	39.0 (Brad Ziegler, 2008)
Consecutive Scoreless IP, Starter	37.0 (Mike Torrez, 1976)

Most Innings Pitched

Career	1946.0 (Vida Blue, 1969-77)
Season	318 (Jim Hunter, 1974)
Season, Rookie	208.1 (Rick Langford, 1977)
Game	14.0 (four times. Last: Steve McCatty vs. Seattle, August 10, 1980)

Hits

Career, Most	1650 (Vida Blue, 1969-77)
Season, Most	284 (Vida Blue, 1977)
Season, Rookie	223 (Rick Langford, 1977)
Season, Low-Hit Games (0,1,2)	3 (Ron Darling, 1992) 3 (Mike Torrez, 1976) 3 (Jim Hunter, 1972)
Game, Most	17 (Mike Norris vs. Milwaukee, Sept. 26, 1980)
Game, Fewest	0 Dallas Braden vs. Tampa Bay, May 9, 2010 (Perfect game) Dave Stewart at Toronto, June 29, 1990 Mike Warren vs. Chicago, September 29, 1983 Vida Blue, Glenn Abbott, Paul Lindblad and Rollie Fingers vs. California, September 28, 1975 Vida Blue vs. Minnesota, September 21, 1970 Jim Hunter vs. Minnesota, May 8, 1968 (Perfect game)
Consecutive Games, Fewest	3 (Bobby Witt, June 23-28, 1994)

Most Runs

Career	784 (Dave Stewart, 1986-92, 95)
Season	144 (Matt Keough, 1982)
Season, Rookie	115 (Chris Codiroli, 1983)
Game	14 (Mike Oquist vs. New York, August 3, 1998)

Most Earned Runs

Career	712 (Dave Stewart, 1986-92, 95)
Season	133 (Matt Keough, 1982)
Season, Rookie	102 (Chris Codiroli, 1983)
Game	14 (Mike Oquist vs. New York, August 3, 1998)

Most Walks

Career	655 (Dave Stewart, 1986-92, 95)
Season	112 (John Odom, 1969)
Season, Rookie	102 (Eric Plunk, 1986)
Game	9 (five times. Last: Kelly Downs vs. Baltimore, August 31, 1992)

FRANCHISE CAREER BATTING LEADERS

Games

Campaneris	1795
Henderson	1704
Dykes	1702
Bando	1468
Johnson, B.	1459
Suder	1421
Davis, H.	1413
Murphy, Da.	1411
Miller	1361
Valo	1361

Runs

Henderson	1270
Johnson, B.	997
Campaneris	983
Foxx	975
Simmons	969
Bishop	882
Dykes	881
Cochrane	823
Davis, H.	811
McGwire	773

Doubles

Dykes	365
Simmons	348
Davis, H.	319
Johnson, B.	307
Miller	292
Henderson	289
Chavez	282
Murphy, Da.	275
Moses	274
Campaneris	270

Walks

Henderson	1227
Bishop	1043
Johnson	853
McGwire	847
Valo	821
Bando	792
Foxx	781
Joost	768
Hartsell	733
Murphy, Dw.	694

Stolen Bases

Henderson	867
Campaneris	566
Collins	377
North	232
Davis, H.	223
Hartsell	195
Oldring	187
Murphy, Da.	185
Baker, F.	172
Crisp	160

At Bats

Campaneris	7180
Henderson	6140
Dykes	6023
Johnson, B.	5428
Davis, H.	5367
Bando	5145
Murphy, Da.	5134
Simmons	5132
Suder	5085
Chavez	4783

Hits

Campaneris	1882
Simmons	1827
Henderson	1768
Dykes	1705
Johnson, B.	1617
Davis, H.	1498
Foxx	1492
Murphy, Da.	1488
Miller	1483
Lansford	1317
Cochrane	1317

Triples

Murphy, Da.	102
Simmons	98
Baker	88
Collins	84
Davis, H.	83
Foxx	79
Oldring	75
Hartsell	74
Miller	73
Dykes	73

Strikeouts

Jackson	1226
Canseco	1096
McGwire	1043
Campaneris	933
Chavez	922
Henderson	915
Murphy, Dw.	883
Green	785
Dykes	705
Bando	702

Batting Average

Simmons	.356
Foxx	.339
Collins	.337
Cochrane	.321
Baker	.321
McInnis	.313
Miller	.311
Cramer	.308
Moses	.307
Hale	.305

(Min. 2500 plate appearances)



Bert "Campy" Campaneris

Home Runs

McGwire	363
Foxx	302
Jackson	269
Canseco	254
Johnson, B.	252
Chavez	230
Simmons	209
Giambi	198
Bando	192
Zernial	191

Total Bases

Simmons	2998
Johnson, B.	2824
Foxx	2813
Henderson	2640
Campaneris	2502
Dykes	2477
McGwire	2451
Jackson	2323
Chavez	2288
Miller	2206

Slugging Percentage

Foxx	.640
Simmons	.584
McGwire	.551
Giambi	.531
Johnson, B.	.520
Canseco	.507
Jackson	.496
Cochrane	.490
Zernial	.489
Chavez	.478

(Min. 2500 plate appearances)

Runs Batted In

Simmons	1178
Foxx	1074
Johnson, B.	1040
McGwire	941
Bando	796
Canseco	793
Chavez	787
Jackson	776
Dykes	764
Miller	762
Davis, H.	762

Extra Base Hits

Simmons	655
Foxx	638
Johnson, B.	631
McGwire	563
Chavez	532
Jackson	530
Dykes	525
Henderson	497
Davis, H.	470
Miller	460

On-Base Percentage

Foxx	.440
Fain	.426
Bishop	.423
Collins	.422
Cochrane	.412
Henderson	.409
Giambi	.406
Valo	.403
Simmons	.398
Johnson, B.	.395

(Min. 2500 plate appearances)

OAKLAND CAREER BATTING LEADERS

Games

Henderson.....	1704
Bando.....	1410
McGwire.....	1329
Chavez.....	1320
Jackson.....	1311
Campaneris.....	1295
Murphy.....	1213
Lansford.....	1203
Steinbach.....	1199
Rudi.....	1088

Runs

Henderson.....	1270
McGwire.....	773
Jackson.....	743
Chavez.....	730
Bando.....	725
Campaneris.....	722
Canseco.....	662
Giambi.....	640
Lansford.....	617
Murphy.....	614

Doubles

Henderson.....	289
Chavez.....	282
Giambi.....	241
Jackson.....	230
Rudi.....	214
Bando.....	208
Steinbach.....	205
Ellis.....	204
Lansford.....	201
McGwire.....	195

Walks

Henderson.....	1227
McGwire.....	847
Bando.....	775
Murphy.....	693
Giambi.....	636
Jackson.....	623
Chavez.....	565
Tenace.....	475
Canseco.....	469
Phillips.....	413

Stolen Bases

Henderson.....	867
Campaneris.....	398
North.....	232
Crisp.....	160
Lansford.....	146
Jackson.....	144
Canseco.....	135
Davis, M.....	121
Davis, R.....	116
Page.....	104

At Bats

Henderson.....	6140
Campaneris.....	5159
Bando.....	4991
Chavez.....	4783
Lansford.....	4568
Jackson.....	4568
McGwire.....	4448
Steinbach.....	4162
Murphy.....	4047
Canseco.....	3970

Hits

Henderson.....	1768
Campaneris.....	1355
Lansford.....	1317
Bando.....	1279
Chavez.....	1276
Jackson.....	1207
McGwire.....	1157
Steinbach.....	1144
Giambi.....	1100
Rudi.....	1079

Triples

Henderson.....	41
Campaneris.....	39
Rudi.....	32
Phillips.....	29
Lansford.....	23
Jackson.....	23
North.....	23
Bando.....	22
Crisp.....	22
Ellis.....	22

Strikeouts

Jackson.....	1180
Canseco.....	1096
McGwire.....	1043
Chavez.....	922
Henderson.....	915
Murphy.....	883
Steinbach.....	689
Bando.....	675
Giambi.....	674
Cust.....	673

Batting Average

Giambi.....	.300
Berroa.....	.293
Lansford.....	.288
Henderson.....	.288
Kotsay.....	.282
Grieve.....	.280
Steinbach.....	.275
Griffin.....	.273
Rudi.....	.273
North.....	.271

(Min. 1750 plate appearances)



Rickey Henderson

Home Runs

McGwire.....	363
Jackson.....	268
Canseco.....	254
Chavez.....	230
Giambi.....	198
Bando.....	192
Henderson.....	167
Tejada.....	156
Murphy.....	153
Steinbach.....	132

Total Bases

Henderson.....	2640
McGwire.....	2451
Chavez.....	2288
Jackson.....	2287
Bando.....	2107
Canseco.....	2012
Giambi.....	1949
Lansford.....	1846
Steinbach.....	1773
Campaneris.....	1764

Slugging Percentage

McGwire.....	.551
Giambi.....	.531
Stairs.....	.509
Canseco.....	.507
Jackson.....	.501
Berroa.....	.499
Chavez.....	.478
Grieve.....	.475
Swisher.....	.464
Tejada.....	.460

(Min. 1750 plate appearances)

Runs Batted In

McGwire.....	941
Canseco.....	793
Bando.....	789
Chavez.....	787
Jackson.....	770
Giambi.....	715
Henderson.....	648
Tejada.....	604
Steinbach.....	595
Murphy.....	563

Extra Base Hits

McGwire.....	563
Chavez.....	532
Jackson.....	521
Henderson.....	497
Canseco.....	448
Giambi.....	446
Bando.....	422
Rudi.....	362
Tejada.....	358
Steinbach.....	351

On-Base Percentage

Henderson.....	.409
Giambi.....	.406
Cust.....	.381
McGwire.....	.380
Tenace.....	.374
Monday.....	.371
Grieve.....	.370
North.....	.364
Stairs.....	.363
Swisher.....	.361

(Min. 1750 plate appearances)

FRANCHISE CAREER PITCHING LEADERS

Games

Eckersley	525
Plank	524
Fingers	502
Rommel	500
Lindblad	479
Walberg	412
Grove	402
Honeycutt	387
Bender	385
Hunter	363

Complete Games

Plank	362
Bender	230
Grove	181
Waddell	168
Rommel	147
Coombs	136
Walberg	126
Hunter	116
Blue	105
Kellner	95

Wins

Plank	284
Grove	195
Bender	193
Rommel	171
Hunter	161
Walberg	134
Waddell	131
Blue	124
Stewart	119
Coombs	115

Innings Pitched

Plank	3860.2
Bender	2603.0
Rommel	2556.1
Hunter	2456.1
Grove	2400.2
Walberg	2186.2
Blue	1946.0
Waddell	1869.1
Kellner	1730.1
Stewart	1717.1

Games Started

Plank	459
Hunter	340
Bender	288
Grove	267
Walberg	267
Blue	262
Rommel	249
Stewart	245
Kellner	239
Zito	222

Shutouts

Plank	59
Waddell	37
Bender	37
Hunter	31
Blue	28
Coombs	28
Grove	20
Rommel	18
Dygart	16
Bush	15
Walberg	15

Losses

Plank	162
Rommel	119
Walberg	114
Hunter	113
Kellner	108
Langford	105
Bender	102
Harriss	93
Blue	86
Naylor	83

Walks

Plank	913
Walberg	853
Grove	740
Odom	732
Rommel	724
Kellner	717
Hunter	687
Marchildon	682
Stewart	655
Blue	617



Eddie Plank

Saves

Eckersley	320
Fingers	136
Taylor	100
Street	94
Bailey	75
Isringhausen	75
Balfour	64
Howell	61
Koch	44
Foulke	44

(Since 1969)

Strikeouts

Plank	1985
Waddell	1576
Bender	1536
Grove	1523
Hunter	1520
Blue	1315
Stewart	1152
Zito	1096
Walberg	907
Hudson	899

ERA

Waddell	1.97
Morgan	2.15
Bender	2.32
Plank	2.39
Coombs	2.60
Dygart	2.65
Grove	2.88
Fingers	2.91
Holtzman	2.92
Blue	2.95

(Min. 700 innings pitched)

Won-Loss Percentage

Grove	195-79	.712
Hudson	92-39	.702
Mulder	81-42	.659
Bender	193-102	.654
Plank	284-162	.637
Coombs	115-67	.632
Earnshaw	98-58	.628
Zito	102-63	.618
Welch	96-60	.615
Waddell	131-82	.615

(Min. 100 decisions)

DESIGNATED HITTER RULE

A hitter may be designated to bat for the pitcher in any spot in the batting order in any game without affecting the status of the pitcher. The designated hitter must be selected and be included on the lineup cards presented to the umpire-in-chief prior to the game. Failure to do so precludes the use of a designated hitter for that game.

The designated hitter is "locked" into the batting order but may be removed for a pinch-hitter or pinch-runner, who in turn becomes the designated hitter. The designated hitter, while still in the game, may be used defensively but the pitcher then assumes the batting order of the replaced defensive player, thus terminating the designated hitter role. The designated hitter is eligible for all American League batting titles.

OAKLAND CAREER PITCHING LEADERS

Games	
Eckersley	525
Fingers	502
Lindblad	391
Honeycutt	387
Groom	301
Blevins	281
Nelson	281
Taylor	281
Blue	273
Hunter	266

Complete Games	
Blue	105
Hunter	96
Langford	85
Holtzman	54
Keough	53
Norris	52
Stewart	49
McCatty	45
Dobson	42
Odom	34

Wins	
Hunter	131
Blue	124
Stewart	119
Zito	102
Welch	96
Hudson	92
Mulder	81
Holtzman	77
Langford	73
Odom	71

Innings Pitched	
Blue	1946.0
Hunter	1886.1
Stewart	1717.1
Langford	1467.2
Zito	1430.1
Welch	1271.1
Hudson	1240.2
Odom	1202.1
McCatty	1189.0
Norris	1123.2

Games Started	
Blue	262
Hunter	260
Stewart	245
Zito	222
Welch	195
Langford	195
Hudson	183
Odom	178
McCatty	161
Norris	157

Shutouts	
Blue	28
Hunter	24
Holtzman	13
Odom	11
Dobson	10
Langford	10
Stewart	9
Hudson	8
Mulder	8
four players tied	7

Losses	
Langford	105
Blue	86
Stewart	78
Hunter	77
Keough	75
Zito	63
McCatty	63
Odom	61
Fingers	61
Welch	60

Walks	
Stewart	655
Blue	617
Odom	598
Zito	560
McCatty	520
Norris	499
Hunter	493
Welch	469
Keough	456
Langford	402



Jim "Catfish" Hunter

Saves	
Eckersley	320
Fingers	136
Taylor	100
Street	94
Bailey	75
Isringhausen	75
Balfour	64
Howell	61
Koch	44
Foulke	44

Strikeouts	
Blue	1315
Stewart	1152
Hunter	1139
Zito	1096
Hudson	899
Fingers	784
Welch	677
Odom	675
Mulder	668
Eckersley	658

ERA	
Eckersley	2.74
Segui	2.78
Duchscherer	2.82
Fingers	2.91
Holtzman	2.92
Blue	2.95
Lindblad	2.98
Hunter	3.00
Honeycutt	3.10
Hudson	3.30

(Min. 400 innings pitched)

Won-Loss Percentage	
Hudson	92-39 .702
Mulder	81-42 .659
Davis	38-21 .644
Harden	40-23 .635
Hunter	131-77 .630
Zito	102-63 .618
Lindblad	42-26 .618
Welch	96-60 .615
Stewart	119-78 .604
Blue	124-86 .590

(Min. 50 decisions)

RECORDS

LASTS BY A'S PITCHERS

Run: Tommy Milone, June 3, 2013 at Milwaukee
Hit: Tommy Milone, June 3, 2013 at Milwaukee
Double: Joe Kennedy, June 12, 2007 at Houston
Triple: John Odom, August 22, 1971 vs. Boston (Game 1)

Homer: John Odom, September 4, 1972 vs. California (Game 1)
RBI: Tommy Milone, 3, 2013 at Milwaukee
Walk: Dan Straily, July 9, 2013 at Pittsburgh
Stolen Base: Gene Nelson, July 3, 1988 at Toronto (pinch runner)

FRANCHISE SEASON BATTING LEADERS

Games

Tejada (2003).....	162
Long (2002).....	162
Tejada (2002).....	162
Long (2001).....	162
Tejada (2001).....	162
Griffin (1986).....	162
Griffin (1985).....	162
Bando (1973).....	162
Bando (1969).....	162
Bando (1968).....	162
Siebern (1962).....	162

Runs

Simmons (1930).....	152
Foxx (1932).....	151
Lajoie (1901).....	145
Simmons (1932).....	144
Collins (1912).....	137
Joost (1949).....	128
Foxx (1930).....	127
Foxx (1933).....	125
Collins (1913).....	125
Jackson (1969).....	123
Foxx (1929).....	123

Doubles

Simmons (1926).....	53
Moses (1937).....	48
Lajoie (1901).....	48
Giambi (2001).....	47
McNair (1932).....	47
H. Davis (1905).....	47
Lowrie (2013).....	45
Seybold (1903).....	45
B. Johnson (1933).....	44
five tied with.....	43

Walks

Joost (1949).....	149
Giambi (2000).....	137
Fain (1949).....	136
Fain (1950).....	133
Giambi (2001).....	129
Bishop (1930).....	128
Bishop (1929).....	128
Joost (1952).....	122
Hartsel (1905).....	121
Valo (1949).....	119
Joost (1948).....	119

Stolen Bases

RHenderson (1982) ..	130
RHenderson (1983) ..	108
RHenderson (1980) ..	100
Collins (1910).....	81
North (1976).....	75
Collins (1909).....	67
RHenderson (1998) ..	66
RHenderson (1984) ..	66
RHenderson (1990) ..	65
Collins (1912).....	63

At Bats

Simmons (1932).....	670
Tejada (2002).....	662
Cramer (1933).....	661
Simmons (1925).....	658
Finney (1936).....	653
Moses (1937).....	649
Griffin (1934).....	649
Damon (2001).....	644
Cramer (1935).....	644
Campaneris (1968)...	642

Hits

Simmons (1925).....	253
Lajoie (1901).....	232
Simmons (1932).....	216
Cramer (1935).....	214
Foxx (1932).....	213
Simmons (1929).....	212
Simmons (1930).....	211
Moses (1937).....	208
Foxx (1933).....	204
Tejada (2002).....	204

Triples

Baker (1912).....	21
Baker (1909).....	19
Da. Murphy (1910)....	18
Da. Murphy (1904)....	17
Simmons (1930).....	16
Miller (1929).....	16
Strunk (1915).....	16
Cimoli (1962).....	15
Witt (1916).....	15
Baker (1910).....	15
Collins (1910).....	15

Strikeouts

Cust (2008).....	197
Cust (2009).....	185
Canseco (1986).....	175
Jackson (1968).....	171
Cust (2007).....	164
Jackson (1971).....	161
Canseco (1990).....	158
Canseco (1987).....	157
Moss (2014).....	153
Swisher (2006).....	152
Canseco (1991).....	152

Batting Average

Lajoie (1901).....	.426
Simmons (1931).....	.390
Simmons (1925).....	.384
Simmons (1930).....	.381
Collins (1911).....	.365
Simmons (1929).....	.365
Foxx (1932).....	.364
Cochrane (1930)....	.357
Cobb (1927).....	.357
Foxx (1933).....	.356
Lamar (1925).....	.356



Al Simmons

Home Runs

Foxx (1932).....	58
McGwire (1996).....	52
McGwire (1987).....	49
Foxx (1933).....	48
Jackson (1969).....	47
Canseco (1991).....	44
Foxx (1934).....	44
Giambi (2000).....	43
McGwire (1992).....	42
Canseco (1988).....	42
Zernial (1953).....	42

Total Bases

Foxx (1932).....	438
Foxx (1933).....	403
Simmons (1930).....	392
Simmons (1925).....	392
Simmons (1929).....	373
Simmons (1932).....	367
Foxx (1930).....	358
Moses (1937).....	357
Foxx (1934).....	352
Canseco (1988).....	347

Slugging Percentage

Foxx (1932).....	.749
McGwire (1996).....	.730
Simmons (1930).....	.708
Foxx (1933).....	.703
Giambi (2001).....	.660
Foxx (1934).....	.653
Giambi (2000).....	.647
Lajoie (1901).....	.643
Simmons (1929).....	.642
Simmons (1931).....	.641

Runs Batted In

Foxx (1932).....	169
Simmons (1930).....	165
Foxx (1933).....	163
Simmons (1929).....	157
Foxx (1930).....	156
Simmons (1932).....	151
Giambi (2000).....	137
Tejada (2002).....	131
Baker (1912).....	130
Foxx (1934).....	130

Extra Base Hits

Foxx (1932).....	100
Foxx (1933).....	94
Simmons (1930).....	93
Giambi (2001).....	87
Jackson (1969).....	86
Moses (1937).....	86
Simmons (1929).....	84
Foxx (1930).....	83
Simmons (1926).....	82
McGwire (1987).....	81

On-Base Percentage

Giambi (2001).....	.477
Giambi (2000).....	.476
Foxx (1932).....	.469
McGwire (1996).....	.467
Foxx (1929).....	.463
Lajoie (1901).....	.463
Foxx (1935).....	.461
Cochrane (1933)....	.459
Collins (1914).....	.452
Collins (1911).....	.451
Fain (1951).....	.451

OAKLAND SEASON BATTING LEADERS

Games

Tejada (2003).....	162
Long (2002).....	162
Tejada (2002).....	162
Long (2001).....	162
Tejada (2001).....	162
Griffin (1986).....	162
Griffin (1985).....	162
Bando (1973).....	162
Bando (1969).....	162
Bando (1968).....	162

Runs

Jackson (1969).....	123
Canseco (1988).....	120
RHenderson (1990) ..	119
RHenderson (1982) ..	119
Giambi (1999).....	115
Canseco (1991).....	115
RHenderson (1984) ..	113
RHenderson (1980) ..	111
Giambi (2001).....	109
three players tied ..	108

Doubles

Giambi (2001).....	47
Lowrie (2013).....	45
Chavez (2001).....	43
Tejada (2003).....	42
Grieve (1998).....	41
Giambi (1997).....	41
Chavez (2005).....	40
Grieve (2000).....	40
Giambi (1996).....	40
five players tied ..	39

Walks

Giambi (2000).....	137
Giambi (2001).....	129
RHenderson (1998) ..	118
Bando (1970).....	118
RHenderson (1980) ..	117
McGwire (1996).....	116
RHenderson (1982) ..	116
Jackson (1969).....	114
Bando (1969).....	111
Cust (2008).....	111

Stolen Bases

RHenderson (1982) ..	130
RHenderson (1983) ..	108
RHenderson (1980) ..	100
North (1976).....	75
RHenderson (1998) ..	66
RHenderson (1984) ..	66
RHenderson (1990) ..	65
Campaneris (1969) ..	62
Campaneris (1968) ..	62
RHenderson (1991) ..	58

At Bats

Tejada (2002).....	662
Damon (2001).....	644
Campaneris (1968) ..	642
Tejada (2003).....	636
Sierra (1993).....	630
Canseco (1987).....	630
Long (2001).....	629
Armas (1980).....	628
Chavez (2005).....	625
Campaneris (1972) ..	625

Hits

Tejada (2002).....	204
Kotsay (2004).....	190
Canseco (1988).....	187
Lansford (1989).....	185
Washington (1975) ..	182
Giambi (1999).....	181
Rudi (1972).....	181
Lansford (1984).....	179
RHenderson (1980) ..	179
Giambi (2001).....	178
Long (2001).....	178

Triples

Garner (1976).....	12
Polonia (1987).....	10
Byrnes (2003).....	9
Rudi (1972).....	9
Campaneris (1968) ..	9
Weeks (2012).....	8
Weeks (2011).....	8
Pennington (2010) ..	8
Armas (1980).....	8
Page (1977).....	8
Campaneris (1974) ..	8

Strikeouts

Cust (2008).....	197
Cust (2009).....	185
Canseco (1986).....	175
Jackson (1968).....	171
Cust (2007).....	164
Jackson (1971).....	161
Canseco (1990).....	158
Canseco (1987).....	157
Moss (2014).....	153
Swisher (2006).....	152
Canseco (1991).....	152

Batting Average

Giambi (2001).....	.342
Lansford (1989).....	.336
Giambi (2000).....	.333
RHenderson (1990) ..	.325
Durazo (2004).....	.321
RHenderson (1981) ..	.319
Giambi (1999).....	.315
Kotsay (2004).....	.314
McGwire (1996).....	.312
Washington (1975) ..	.308
Tejada (2002).....	.308



Reggie Jackson

Home Runs

McGwire (1996).....	52
McGwire (1987).....	49
Jackson (1969).....	47
Canseco (1991).....	44
Giambi (2000).....	43
McGwire (1992).....	42
Canseco (1988).....	42
Thomas (2006).....	39
McGwire (1995).....	39
McGwire (1990).....	39

Total Bases

Canseco (1988).....	347
McGwire (1987).....	344
Giambi (2001).....	343
Tejada (2002).....	336
Jackson (1969).....	334
Giambi (2000).....	330
Giambi (1999).....	318
Canseco (1991).....	318
Armas (1980).....	314
Berroa (1996).....	312

Slugging Percentage

McGwire (1996).....	.730
Giambi (2001).....	.660
Giambi (2000).....	.647
McGwire (1987).....	.618
Jackson (1969).....	.608
McGwire (1992).....	.585
RHenderson (1990) ..	.577
Canseco (1988).....	.569
Jaha (1999).....	.556
Canseco (1991).....	.556

Runs Batted In

Giambi (2000).....	137
Tejada (2002).....	131
Canseco (1988).....	124
Giambi (1999).....	123
Canseco (1991).....	122
Giambi (2001).....	120
McGwire (1987).....	118
Kingman (1984).....	118
Jackson (1969).....	118
Canseco (1986).....	117
Jackson (1973).....	117

Extra Base Hits

Giambi (2001).....	87
Jackson (1969).....	86
McGwire (1987).....	81
Jackson (1975).....	78
Canseco (1991).....	77
Canseco (1988).....	76
Chavez (2001).....	75
Chavez (2003).....	73
McGwire (1996).....	73
Giambi (2000).....	73

On-Base Percentage

Giambi (2001).....	.477
Giambi (2000).....	.476
McGwire (1996).....	.467
RHenderson (1990) ..	.439
Giambi (1999).....	.422
RHenderson (1980) ..	.420
Jaha (1999).....	.414
RHenderson (1983) ..	.414
RHenderson (1994) ..	.411
Jackson (1969).....	.410

FRANCHISE SEASON PITCHING LEADERS

Games

Koch (2002)	84
Wyatt (1964)	81
Groom (1997)	78
Groom (1999)	76
Fingers (1974)	76
Balfour (2012)	75
Breslow (2010)	75
Bradford (2002)	75
Groom (1998)	75
Fingers (1975)	75

Complete Games

Waddell (1904)	39
Plank (1904)	37
Plank (1905)	35
Coombs (1910)	35
Fraser (1901)	35
Waddell (1903)	34
Plank (1907)	33
Plank (1903)	33
Plank (1902)	31
Myers (1916)	31
Henley (1904)	31

Wins

Grove (1931)	31
Coombs (1910)	31
Grove (1930)	28
Coombs (1911)	28
Welch (1990)	27
Rommell (1922)	27
Waddell (1905)	27
Plank (1904)	26
Plank (1912)	26
three players tied	25

Innings Pitched

Waddell (1904)	383.0
Plank (1904)	357.1
Coombs (1910)	353.0
Plank (1905)	346.2
Plank (1907)	343.2
Coombs (1911)	336.2
Plank (1903)	336.0
Perry (1918)	332.1
Fraser (1901)	331.0
Waddell (1905)	328.2

Games Started

Waddell (1904)	46
Plank (1904)	43
Hunter (1974)	41
Plank (1905)	41
eight players tied	40

Shutouts

Coombs (1910)	13
Blue (1971)	8
Plank (1907)	8
Waddell (1906)	8
Waddell (1904)	8
Bush (1916)	8
six players tied	7

Losses

Perry (1920)	25
Bush (1916)	24
Myers (1916)	23
Rommel (1921)	23
Naylor (1920)	23
Wyckoff (1915)	22
Ditmar (1956)	22
Kelley (1937)	21
Harris (1943)	21
nine tied with	20

Walks

Myers (1916)	168
Wyckoff (1915)	165
Marchildon (1947)	141
Marchildon (1942)	140
Earnshaw (1930)	139
Cain (1933)	137
Fraser (1901)	132
Grove (1925)	131
Marchildon (1948)	131
Bush (1916)	130



Lefty Grove

Saves

Eckersley (1992)	51
Eckersley (1990)	48
Eckersley (1988)	45
Koch (2002)	44
Foulke (2003)	43
Eckersley (1991)	43
Balfour (2013)	38
Street (2006)	37
Eckersley (1993)	36
Caudill (1984)	36
(Since 1969)	

Strikeouts

Waddell (1904)	349
Waddell (1903)	302
Blue (1971)	301
Waddell (1905)	287
Waddell (1907)	232
Coombs (1910)	224
Plank (1905)	210
Waddell (1902)	210
Grove (1930)	209
three players tied	205

ERA

Coombs (1910)	1.30
Krause (1909)	1.39
Waddell (1905)	1.48
Morgan (1910)	1.55
Bender (1910)	1.58
Waddell (1904)	1.62
Morgan (1909)	1.65
Bender (1909)	1.66
Plank (1909)	1.76
Blue (1971)	1.82

Won-Loss Percentage

Grove (1931)	31-4	.886
Bender (1914)	17-3	.850
Grove (1930)	28-5	.848
Zito (2002)	23-5	.821
Bender (1910)	23-5	.821
Welch (1990)	27-6	.818
Plank (1912)	26-6	.813
Hunter (1973)	21-5	.808
Coombs (1910)	31-9	.775
Waddell (1902)	24-7	.774
Shantz (1952)	24-7	.774
(Min. 20 decisions)		

RELIEF PITCHERS SAVE RULE

A pitcher is credited with a save when he meets all three of the following conditions:

1. He is the finishing pitcher in a game won by his club, and
2. He is not the winning pitcher, and
3. He qualifies under one of the following conditions:
 - a. He enters the game with a lead of no more than three runs and pitches for at least one inning, or
 - b. He enters the game with the potential tying run either on base, at bat, or on deck (that is, the potential tying run is either on base or is one of the first two batsmen he faces), or
 - c. He pitches effectively for at least three innings

OAKLAND SEASON PITCHING LEADERS

Games

Koch (2002)	84
Groom (1997)	78
Groom (1999)	76
Fingers (1974)	76
Balfour (2012)	75
Breslow (2010)	75
Bradford (2002)	75
Groom (1998)	75
Fingers (1975)	75
Wuertz (2009)	74
Lacey (1978)	74

Complete Games

Langford (1980)	28
Norris (1980)	24
Blue (1971)	24
Hunter (1974)	23
Keough (1980)	20
Blue (1976)	20
Langford (1981)	18
six players tied	16

Wins

Welch (1990)	27
Hunter (1974)	25
Blue (1971)	24
Zito (2002)	23
Stewart (1990)	22
Norris (1980)	22
Blue (1975)	22
seven players tied	21

Innings Pitched

Hunter (1974)	318.0
Blue (1971)	312.0
Blue (1976)	298.0
Holtzman (1973)	297.1
Hunter (1972)	295.0
Langford (1980)	290.0
Norris (1980)	284.0
Blue (1974)	282.0
Blue (1977)	280.0
Blue (1975)	278.0

Games Started

Hunter (1974)	41
Blue (1974)	40
Holtzman (1973)	40
Dobson (1970)	40
Hunter (1970)	40
Torrez (1976)	39
Blue (1971)	39
Blue (1977)	38
Blue (1975)	38
Holtzman (1975)	38
Holtzman (1974)	38

Shutouts


Blue (1971)	8
Blue (1976)	6
Hunter (1974)	6
Nash (1968)	6
Hunter (1972)	5
Dobson (1970)	5
10 players tied	4

Losses

Kingman (1980)	20
Blue (1977)	19
Langford (1977)	19
Keough (1982)	18
Keough (1979)	17
Holtzman (1974)	17
Candiotti (1998)	16
Langford (1982)	16
Langford (1979)	16
Smith (2008)	16

Walks

Odom (1969)	112
Stewart (1988)	110
Rijo (1986)	108
Holtzman (1975)	108
Moore (1991)	105
Stewart (1991)	105
Stewart (1987)	105
Blue (1973)	105
Moore (1992)	103
Appier (2000)	102
Plunk (1986)	102



Vida Blue

Saves

Eckersley (1992)	51
Eckersley (1990)	48
Eckersley (1988)	45
Koch (2002)	44
Foulke (2003)	43
Eckersley (1991)	43
Balfour (2013)	38
Street (2006)	37
Eckersley (1993)	36
Caudill (1984)	36

Strikeouts

Blue (1971)	301
Zito (2001)	205
Stottlemire (1995)	205
Stewart (1987)	205
Gonzalez (2011)	197
Haren (2007)	192
Stewart (1988)	192
Hunter (1972)	191
Blue (1975)	189
Gray (2014)	183

ERA

Blue (1971)	1.82
Hunter (1972)	2.04
Nash (1968)	2.28
McCatty (1981)	2.32
Blue (1976)	2.36
Odom (1968)	2.45
Hunter (1974)	2.49
Torrez (1976)	2.50
Odom (1972)	2.50
Holtzman (1972)	2.51

Won-Loss Percentage

Zito (2002)	23-5	.821
Welch (1990)	27-6	.818
Hunter (1973)	21-5	.808
Hudson (2000)	20-6	.769
Blue (1971)	24-8	.750
Hunter (1972)	21-7	.750
Colón (2013)	18-6	.750
Dobson (1971)	15-5	.750
Mulder (2002)	19-7	.731
Davis (1989)	19-7	.731
<i>(Min. 20 decisions)</i>		

RECORDS

LONGEST STREAKS BY OAKLAND A'S PITCHERS

Scoreless

37	August 13 to August 17, 1983
29	June 11 to June 14, 1968
29	August 27 to August 31, 1996
29	April 9 to April 12, 1978
29	May 27 to May 30, 1976
29	June 3 to June 5, 1972
29	July 30 to August 2, 1972
29	July 21 to July 24, 1968

Homerless

136.2	June 19-July 4, 1974
96.0	June 23-July 4, 1999
92.0	July 28-August 6, 1970
91.2	April 11-21, 1971
83.0	June 24-July 2, 1978
80.0	May 9-20, 1977
77.0	May 21-31, 1977

ATHLETICS YEAR-BY-YEAR BATTING

Year	AVG.	AB	R	H	2B	3B	HR	RBI	BB	SO	SH	SF	HP	SB	CS	SLG	OBP
1901	.289	4882	805	1409	239	87	35	665	301	344	78		53	173		.395	.337
1902	.287	4762	775	1369	235	67	38	673	343	293	118		38	201		.389	.340
1903	.264	4673	597	1236	227	68	32	502	268	513	101		32	157		.363	.309
1904	.249	5088	557	1266	197	77	31	486	313	605	137		41	137		.336	.298
1905	.255	5146	623	1310	256	51	24	511	376	644	165		34	190		.338	.310
1906	.247	4883	561	1206	213	49	32	489	385		157		43	165		.330	.308
1907	.255	5010	582	1276	220	44	22	485	384		176		27	137		.329	.311
1908	.223	5065	486	1131	183	50	21	392	368		177		37	116		.292	.281
1909	.256	4906	605	1257	186	88	21	498	403		248		64	205		.343	.321
1910	.266	5154	673	1373	191	105	19	541	409		196		47	207		.355	.326
1911	.296	5199	861	1540	237	93	35	692	424		232		65	226		.398	.357
1912	.282	5111	779	1442	204	108	22	620	485		201		38	258		.377	.349
1913	.280	5044	794	1412	223	80	33	660	534	547	174		65	221		.375	.356
1914	.272	5126	749	1392	165	80	29	627	545	517	218		52	231	188	.352	.348
1915	.237	5081	545	1204	183	72	16	440	436	634	137		54	127	89	.311	.304
1916	.242	5010	447	1212	169	65	19	380	406	631	157		30	151		.313	.303
1917	.254	5109	529	1296	177	62	17	457	435	519	205		33	112		.323	.316
1918	.243	4278	412	1039	124	44	22	356	343	485	124		26	83		.308	.303
1919	.244	4730	457	1156	175	71	35	396	349	565	125		30	103		.334	.300
1920	.252	5256	558	1324	220	49	44	470	353	593	169		43	50	67	.338	.304
1921	.274	5465	657	1497	256	64	82	601	424	565	136		29	69	56	.389	.330
1922	.270	5211	705	1409	229	63	111	631	437	591	170		34	60	63	.402	.331
1923	.271	5196	661	1407	229	64	53	577	445	517	172		44	72	62	.370	.334
1924	.281	5184	685	1459	251	59	63	608	374	482	157		38	79	66	.389	.334
1925	.307	5399	831	1659	298	79	76	767	453	432	187		31	67	59	.434	.364
1926	.269	5046	677	1359	259	65	61	619	523	452	238		26	56	46	.383	.341
1927	.303	5296	841	1606	281	70	56	767	551	326	219		30	101	63	.414	.372
1928	.295	5226	829	1540	323	75	89	759	533	442	196		37	59	48	.436	.364
1929	.296	5204	901	1539	288	76	122	845	543	440	214		29	61	38	.451	.365
1930	.294	5345	951	1573	319	74	125	895	599	531	188		31	48	33	.452	.369
1931	.287	5377	858	1544	311	64	118	798	528	543	178		35	25	23	.435	.355
1932	.290	5537	981	1606	303	52	172	923	647	630	94		21	38	23	.457	.366
1933	.285	5330	875	1519	297	57	139	831	625	618	80		15	34	34	.440	.362
1934	.280	5317	764	1491	236	50	144	708	491	584	99		13	57	35	.425	.343
1935	.279	5269	710	1470	243	44	112	671	475	602	86		17	43	35	.406	.341
1936	.269	5373	714	1443	240	60	72	663	524	590	74		19	59	43	.376	.336
1937	.267	5228	699	1398	278	60	94	649	583	557	70		5	95	48	.397	.341
1938	.270	5229	726	1410	243	62	98	686	605	590	78		22	65	53	.396	.348
1939	.271	5309	711	1438	282	55	98	666	503	532	138		15	60	34	.400	.336
1940	.262	5304	703	1391	242	53	105	648	556	656	69		19	48	33	.387	.334
1941	.268	5336	713	1431	240	69	85	660	574	588	76		8	27	36	.387	.340
1942	.249	5285	549	1315	213	46	33	517	440	490	74		23	44	45	.325	.309
1943	.232	5244	497	1219	174	44	26	462	430	465	95		29	55	42	.297	.294
1944	.257	5312	525	1364	169	47	36	475	422	490	121		17	42	32	.327	.314
1945	.245	5296	494	1297	201	37	33	440	449	463	96		19	25	45	.316	.306
1946	.253	5200	529	1317	220	51	40	481	482	594	105		9	39	30	.338	.318
1947	.252	5198	633	1311	218	52	61	581	605	563	144		24	37	33	.349	.333
1948	.260	5181	729	1345	231	47	68	685	726	523	120		22	40	32	.362	.353
1949	.260	5123	726	1331	214	49	82	680	783	493	117		25	36	25	.369	.361
1950	.261	5212	670	1361	204	53	100	627	685	493	73		23	42	25	.378	.349
1951	.262	5277	736	1381	262	43	102	685	677	565	61		34	47	36	.386	.349
1952	.253	5163	664	1305	212	35	89	634	683	561	102		27	52	43	.359	.343
1953	.256	5455	632	1398	205	38	116	588	498	602	51		24	41	24	.372	.321
1954	.236	5206	542	1228	191	41	94	503	504	677	54	31	28	30	29	.342	.305
Phila.	.266	278846	36513	74211	12386	3308	3502	32670	26237		7327		1674	5003		.372	.333

Year	AVG.	AB	R	H	2B	3B	HR	RBI	BB	SO	SH	SF	HP	SB	CS	SLG	OBP
1955	.261	5335	638	1395	189	46	121	593	463	725	57	34	26	22	36	.382	.322
1956	.252	5256	619	1325	204	41	112	581	480	727	67	37	20	40	30	.370	.315
1957	.244	5170	563	1262	195	40	166	535	364	760	62	36	24	35	27	.394	.295
1958	.247	5261	642	1297	196	50	138	605	452	747	64	43	25	22	36	.381	.307
1959	.263	5264	681	1383	231	43	117	638	481	780	69	38	33	34	24	.390	.326
1960	.249	5226	615	1303	212	34	110	566	513	744	75	32	12	16	11	.366	.316
1961	.247	5423	683	1342	216	47	90	632	580	772	89	47	25	58	22	.354	.320
1962	.263	5576	745	1467	220	58	116	691	556	803	78	50	42	76	21	.386	.332
1963	.247	5495	615	1356	225	38	95	582	529	829	77	46	25	47	26	.353	.313
1964	.239	5524	621	1321	216	29	166	594	548	1104	53	25	42	34	20	.379	.311
1965	.240	5393	585	1294	186	59	110	546	521	1020	74	35	35	110	51	.358	.309
1966	.236	5328	564	1259	212	56	70	509	421	982	71	27	26	132	50	.337	.294
1967	.233	5349	533	1244	212	50	69	481	452	1019	59	36	42	132	59	.330	.296
K.C.	.248	69600	8104	17248	2714	591	1480	7553	6360	11012	895	486	377	758	413	.368	.312
1968	.240	5406	569	1300	192	40	94	522	472	1022	78	35	35	147	61	.343	.304
1969	.249	5614	740	1400	210	28	148	680	617	953	74	35	63	100	39	.376	.328
1970	.249	5376	678	1338	208	24	171	630	584	977	73	36	36	131	68	.392	.325
1971	.252	5494	691	1383	195	25	160	642	542	1018	80	38	37	80	53	.384	.321
1972	.240	5200	604	1248	195	29	134	565	463	886	100	36	47	87	48	.366	.306
1973	.260	5507	758	1441	216	28	147	714	595	919	67	53	35	128	57	.389	.333
1974	.247	5331	689	1315	205	37	132	637	568	876	60	51	38	164	93	.373	.321
1975	.254	5415	758	1376	220	33	151	703	609	846	74	35	51	183	82	.391	.333
1976	.246	5353	686	1319	208	33	113	625	592	818	58	58	45	341	123	.361	.323
1977	.240	5358	605	1284	176	37	117	548	516	910	64	46	36	176	89	.352	.308
1978	.245	5321	532	1304	200	31	100	492	433	800	108	27	25	144	117	.351	.303
1979	.239	5348	573	1276	188	32	108	541	482	751	75	46	20	104	69	.346	.302
1980	.259	5495	686	1424	212	35	137	635	506	824	99	41	19	175	82	.385	.322
1981	.247	3677	458	910	119	26	104	430	342	647	46	32	16	98	47	.379	.312
1982	.236	5448	691	1286	211	27	149	659	582	948	50	54	20	232	87	.367	.309
1983	.262	5516	708	1447	237	28	121	662	524	872	55	62	31	235	98	.381	.326
1984	.259	5457	738	1415	257	29	158	697	568	871	37	77	22	145	64	.404	.327
1985	.264	5581	757	1475	230	34	155	690	508	861	63	47	16	117	58	.401	.325
1986	.252	5435	731	1370	213	25	163	683	553	983	56	51	32	139	61	.390	.322
1987	.260	5511	806	1432	263	33	199	761	593	1056	50	48	36	140	63	.428	.333
1988	.263	5602	800	1474	251	22	156	752	580	926	54	55	65	129	54	.399	.336
1989	.261	5416	712	1414	220	25	127	659	562	855	36	62	34	157	55	.381	.331
1990	.254	5433	733	1379	209	22	164	693	651	992	60	48	46	141	54	.391	.336
1991	.248	5410	760	1342	246	19	159	716	642	981	41	49	50	151	64	.389	.331
1992	.258	5387	745	1389	219	24	142	693	707	831	72	59	49	143	59	.386	.346
1993	.254	5543	715	1408	260	21	158	679	622	1048	46	49	33	131	59	.394	.330
1994	.260	3885	549	1009	178	13	113	515	417	686	24	51	18	91	39	.399	.330
1995	.264	4916	730	1296	228	18	169	694	565	911	32	58	45	112	46	.420	.341
1996	.265	5630	861	1492	283	21	243	823	640	1114	35	39	58	58	35	.452	.344
1997	.260	5589	764	1451	274	23	197	714	642	1181	49	40	49	71	36	.423	.339
1998	.257	5490	804	1413	295	13	149	755	633	1122	58	46	55	131	47	.397	.338
1999	.259	5519	893	1430	287	20	235	845	770	1129	39	41	71	70	37	.446	.355
2000	.270	5560	947	1501	281	23	239	908	750	1159	26	44	52	40	15	.458	.360
2001	.264	5573	884	1469	334	22	199	835	640	1021	25	59	88	68	29	.439	.345
2002	.261	5558	800	1450	279	28	205	772	609	1008	20	36	68	46	20	.432	.339
2003	.254	5497	768	1398	317	24	176	742	556	898	22	53	59	48	14	.417	.327
2004	.270	5728	793	1545	336	15	189	752	608	1061	25	43	55	47	22	.433	.343
2005	.262	5627	772	1476	310	20	155	739	537	819	19	40	52	31	22	.407	.330
2006	.260	5500	771	1429	266	22	175	735	650	976	25	56	50	61	20	.412	.340
2007	.256	5577	741	1430	295	16	171	711	664	1119	18	56	49	52	20	.407	.338
2008	.242	5451	646	1318	270	23	125	610	574	1226	30	35	48	88	21	.369	.318
2009	.262	5584	759	1464	307	21	135	723	527	1046	31	54	50	133	48	.397	.328
2010	.256	5448	663	1396	276	30	109	619	527	1061	43	51	47	156	38	.378	.324
2011	.244	5452	645	1330	280	29	114	612	509	1094	34	57	50	117	43	.369	.311
2012	.238	5527	713	1315	267	32	195	676	550	1387	27	34	45	122	32	.404	.310
2013	.254	5521	767	1403	301	25	186	725	573	1178	21	49	45	74	28	.419	.327
2014	.244	5545	729	1354	253	33	146	686	586	1104	19	43	49	83	20	.381	.320
Oak.	.254	253811	33922	64508	11477	1218	7292	31899	26940	45771	2298	2215	2040	5617	2436	.395	.328

Year	AVG.	AB	R	H	2B	3B	HR	RBI	BB	SH	HP	SB	SLG	OBP
Totals	.259	602257	78539	155967	26577	5117	12274	72122	59537	10520	4091	11378	.381	.328

ATHLETICS YEAR-BY-YEAR PITCHING

Year	ERA	CG	SV	SHO	IP	H	R	ER	HR	BB	SO	HB	WP	OPP. AVG.
1901	4.00	124		6	1200.2	1346	761	534	20	374	350	59	40	.280
1902	3.29	114		5	1216.1	1292	636	444	33	368	455	63	29	.273
1903	2.98	112		10	1207.1	1124	519	400	20	315	728	71	38	.249
1904	2.35	136		26	1361.1	1149	503	355	13	366	887	63	23	.227
1905	2.19	117		19	1383.1	1137	492	337	21	409	895	63	40	.228
1906	2.60	107		19	1322.0	1135	543	382	9	425	749	57	30	.235
1907	2.35	106		27	1354.2	1106	511	353	13	378	789	67	36	.222
1908	2.56	102		23	1400.1	1194	562	398	10	410	741	53	46	.235
1909	1.93	110		27	1378.0	1069	408	296	9	386	728	62	31	.218
1910	1.79	123		24	1421.2	1103	441	282	8	450	789	55	42	.221
1911	3.01	97		13	1375.2	1343	601	460	17	487	739	81	34	.265
1912	3.32	95		11	1357.0	1273	658	501	12	518	601	57	30	.258
1913	3.19	69		17	1351.1	1200	592	479	24	532	630	39	48	.229
1914	2.78	89		24	1404.0	1264	529	433	18	521	720	28	37	.249
1915	4.29	78		6	1348.1	1358	888	643	22	827	588	57	68	.278
1916	3.92	94		11	1343.2	1311	776	585	26	715	575	31	53	.267
1917	3.27	80		8	1365.2	1310	691	496	23	562	516	23	37	.250
1918	3.22	80		13	1156.0	1106	538	413	13	486	277	35	20	.264
1919	4.26	72		1	1239.1	1371	742	587	44	503	417	29	25	.290
1920	3.93	79		6	1380.1	1612	834	602	56	461	423	40	27	.300
1921	4.61	75		2	1400.1	1645	894	717	85	548	431	32	34	.300
1922	4.59	73		4	1362.1	1573	830	695	107	469	373	32	22	.297
1923	4.08	65		7	1364.2	1465	761	619	68	550	400	23	23	.280
1924	4.39	68		8	1345.0	1527	778	656	43	597	371	28	19	.292
1925	3.87	61		8	1381.2	1468	713	594	60	544	495	36	30	.276
1926	3.00	62		10	1346.0	1362	570	448	38	451	571	31	22	.268
1927	3.97	66		8	1384.0	1467	726	611	65	442	553	36	18	.278
1928	3.36	81		15	1367.2	1349	615	511	66	424	607	22	19	.256
1929	3.44	70		9	1357.0	1371	615	519	73	487	573	15	28	.264
1930	4.28	72		8	1371.0	1457	751	652	84	488	672	20	25	.274
1931	3.47	97		12	1365.1	1342	626	526	73	457	574	9	20	.258
1932	4.45	95		10	1386.0	1477	752	686	112	511	595	18	21	.271
1933	4.81	69		6	1343.2	1523	853	718	77	644	423	17	33	.283
1934	5.01	68		8	1337.0	1429	838	745	84	693	480	23	33	.275
1935	5.12	58		7	1326.1	1486	869	754	73	704	469	25	35	.285
1936	6.08	68		3	1352.1	1645	1045	913	131	696	405	24	67	.300
1937	4.85	65		6	1335.0	1490	854	720	105	613	469	17	40	.281
1938	5.48	56		4	1324.0	1573	956	806	142	599	473	18	28	.292
1939	5.79	50		6	1342.2	1687	1022	864	148	579	397	19	35	.307
1940	5.22	72		4	1345.0	1543	932	780	135	534	488	15	40	.283
1941	4.83	64		3	1365.1	1516	840	733	136	557	386	18	46	.279
1942	4.45	67		5	1374.2	1404	801	679	89	639	546	21	35	.263
1943	4.05	73		5	1394.0	1421	717	627	73	536	503	35	24	.265
1944	3.26	72		10	1397.1	1345	594	506	58	390	534	31	30	.252
1945	3.62	65		11	1381.0	1380	638	556	55	571	531	22	18	.262
1946	3.90	61		10	1342.2	1371	680	582	83	577	562	25	13	.264
1947	3.51	70		12	1391.1	1291	614	543	85	597	493	14	14	.247
1948	4.43	74		7	1368.2	1456	735	673	86	638	486	15	35	.275
1949	4.23	85		9	1365.0	1359	725	642	105	758	490	19	33	.263
1950	5.49	50		3	1346.1	1528	913	821	138	729	466	31	39	.287
1951	4.47	52		7	1358.0	1421	745	674	109	569	437	32	30	.272
1952	4.15	73		11	1384.1	1402	723	639	113	526	562	35	21	.263
1953	4.67	51		7	1409.0	1475	799	731	121	594	566	57	51	.271
1954	5.18	49		3	1371.1	1523	875	789	141	685	555	39	40	.285
Phila.	3.91	4281		544	72953.0	74574	38624	31709	3572	28889	29533	1887	1755	

Year	ERA	CG	SV	SHO	IP	H	R	ER	HR	BB	SO	HB	WP	OPP. AVG.
1955	5.35	29		9	1382.0	1486	911	822	175	707	572	42	36	.278
1956	4.86	30		3	1370.1	1424	831	740	187	679	636	42	38	.271
1957	4.19	26		6	1369.2	1344	710	637	153	565	626	25	45	.260
1958	4.15	42		9	1398.1	1405	713	645	150	467	721	28	31	.262
1959	4.35	44		8	1360.2	1452	760	658	148	492	703	46	41	.274
1960	4.38	44		4	1374.0	1428	756	668	160	525	664	43	37	.271
1961	4.74	32		5	1415.0	1519	863	746	141	629	703	53	58	.275
1962	4.79	32		4	1434.0	1450	837	764	199	655	825	42	63	.263
1963	3.92	35		11	1458.0	1417	704	635	156	540	887	44	43	.256
1964	4.71	18		6	1455.2	1516	836	761	220	614	966	54	55	.269
1965	4.24	18		7	1433.0	1399	755	675	161	574	882	39	67	.256
1966	3.56	19		11	1435.0	1281	648	567	106	630	854	39	52	.241
1967	3.68	26		10	1428.0	1265	660	584	125	558	990	37	44	.238
K.C.	4.37	395		93	18313.2	18386	9984	8902	2081	7635	10029	534	610	
1968	2.94	45		18	1455.2	1220	544	476	124	505	997	31	55	.227
1969	3.71	42	36	14	1480.2	1356	678	611	163	586	887	39	55	.245
1970	3.30	33	40	15	1442.2	1253	593	529	134	542	858	34	56	.234
1971	3.05	57	36	18	1469.1	1229	564	498	131	501	999	33	37	.228
1972	2.58	42	43	23	1417.2	1170	457	406	96	418	862	19	29	.226
1973	3.29	46	41	16	1457.1	1311	615	532	143	494	797	30	52	.241
1974	2.95	49	28	12	1439.2	1322	551	472	90	430	755	25	27	.246
1975	3.27	36	44	10	1448.0	1267	606	526	102	523	784	37	47	.236
1976	3.26	39	29	15	1459.1	1412	598	528	96	415	711	30	40	.255
1977	4.04	32	25	4	1436.2	1459	749	645	145	560	788	24	55	.265
1978	3.62	26	29	11	1433.1	1401	690	577	106	582	750	26	37	.259
1979	4.75	41	20	4	1429.1	1606	860	754	147	654	726	49	72	.288
1980	3.46	94	13	9	1471.2	1347	642	566	142	521	769	31	51	.244
1981	3.30	60	10	11	993.0	883	403	364	80	370	505	28	30	.240
1982	4.54	42	22	6	1456.0	1506	819	735	177	648	697	30	58	.268
1983	4.35	22	33	12	1454.1	1462	782	703	135	626	719	31	43	.263
1984	4.48	15	44	6	1430.0	1554	796	712	155	592	695	35	47	.278
1985	4.41	10	41	6	1453.0	1451	787	712	172	607	785	25	48	.259
1986	4.31	22	37	8	1433.0	1334	760	686	166	667	937	34	62	.247
1987	4.32	18	40	6	1445.2	1442	789	694	176	531	1042	36	52	.258
1988	3.44	22	64	9	1489.1	1376	620	569	116	553	983	29	62	.247
1989	3.09	17	57	20	1448.1	1287	576	497	103	510	930	28	71	.239
1990	3.18	18	64	16	1456.0	1287	570	514	123	494	831	27	50	.238
1991	4.57	14	49	10	1444.1	1425	776	734	155	655	892	55	60	.260
1992	3.73	8	58	9	1447.0	1396	672	599	129	601	843	41	67	.256
1993	4.90	8	42	2	1452.1	1551	846	791	157	680	864	49	39	.276
1994	4.80	12	23	9	1003.1	979	589	535	128	510	732	34	42	.257
1995	4.93	8	34	4	1273.0	1320	761	698	153	556	890	53	56	.269
1996	5.20	7	34	5	1456.1	1638	900	841	205	644	884	52	60	.287
1997	5.48	2	38	1	1445.1	1734	946	880	197	642	953	64	51	.301
1998	4.81	12	39	4	1434.0	1555	866	766	179	529	922	56	68	.276
1999	4.69	6	48	5	1438.1	1537	846	750	160	569	967	54	57	.274
2000	4.58	7	43	11	1435.1	1535	813	730	158	615	963	48	46	.274
2001	3.59	13	44	9	1463.1	1384	645	583	153	440	1117	46	42	.249
2002	3.68	9	48	19	1452.0	1391	654	593	135	474	1021	62	40	.252
2003	3.63	16	48	14	1441.2	1336	643	582	140	499	1018	54	41	.246
2004	4.17	10	35	8	1471.1	1466	742	682	164	544	1034	68	39	.262
2005	3.69	9	38	12	1450.1	1315	658	594	154	504	1075	60	41	.241
2006	4.21	5	54	11	1451.2	1525	727	679	162	529	1003	55	43	.272
2007	4.28	4	36	9	1448.0	1468	758	689	138	530	1036	43	52	.263
2008	4.01	4	33	7	1435.0	1364	690	640	135	576	1061	54	30	.253
2009	4.26	2	38	10	1447.1	1486	761	685	156	523	1124	36	43	.265
2010	3.56	7	38	17	1431.2	1315	626	566	153	512	1070	38	42	.245
2011	3.71	6	39	12	1447.2	1380	679	597	136	519	1160	41	53	.250
2012	3.48	1	47	13	1470.0	1360	614	569	147	462	1136	46	40	.245
2013	3.56	6	46	13	1452.0	1339	625	574	163	428	1183	35	56	.242
2014	3.22	7	31	13	1463.1	1269	572	524	147	406	1244	48	59	.233
Oak.	3.92	1011	1779	496	67054.2	65003	32458	29187	6726	25276	42999	1903	2303	

Year	ERA	CG	SHO	IP	H	R	ER	HR	BB	SO	HB	WP
Totals	3.97	5687	1133	158321.1	157963	81066	69798	12379	61800	82561	4324	4668

ATHLETICS YEAR-BY-YEAR FIELDING

Year	AVG.	G	PO	A	E	TC	DP	TP	PB
1901	.942	137	3600	1903	337	5840	93	0	23
1902	.953	137	3646	1819	270	5735	75	0	13
1903	.960	137	3618	1613	217	5448	66	0	20
1904	.959	155	4080	1835	250	6165	67	0	21
1905	.957	152	4101	1746	265	6112	64	0	21
1906	.955	149	3941	1728	267	5936	86	1	17
1907	.958	150	4046	1959	263	6268	67	0	14
1908	.957	157	4158	1886	272	6316	68	1	20
1909	.961	153	4105	1894	245	6244	92	1	14
1910	.965	155	4255	2001	230	6486	117	0	10
1911	.964	152	4121	1896	225	6242	100	0	14
1912	.959	153	4100	2023	263	6386	115	0	17
1913	.966	153	4048	1958	212	6218	108	1	13
1914	.966	158	4198	1938	213	6349	116	1	25
1915	.947	154	4044	2023	338	6405	118	0	17
1916	.951	154	4021	2126	314	6461	126	0	19
1917	.961	154	4078	2064	251	6393	106	0	17
1918	.959	130	3458	1850	228	5536	136	0	7
1919	.956	140	3702	1902	257	5861	96	1	9
1920	.959	156	4120	2173	266	6559	125	0	13
1921	.958	155	4182	2005	274	6461	144	0	14
1922	.966	155	4072	1978	215	6265	118	1	16
1923	.964	153	4064	1935	221	6220	127	1	23
1924	.971	152	4025	1943	180	6148	157	0	12
1925	.966	153	4117	1931	211	6259	148	0	13
1926	.972	150	4041	1869	171	6081	131	1	10
1927	.970	155	4161	1897	190	6248	124	1	10
1928	.970	153	4107	1728	181	6016	124	0	10
1929	.975	151	4065	1587	146	5798	117	0	10
1930	.976	154	4127	1651	145	5923	121	0	11
1931	.976	153	4088	1614	141	5843	151	0	10
1932	.979	154	4160	1736	124	6020	142	0	15
1933	.966	152	4032	1750	203	5985	121	0	9
1934	.967	153	4012	1809	196	6017	166	0	12
1935	.967	149	3964	1690	190	5844	150	0	11
1936	.965	154	4061	1773	209	6043	152	0	21
1937	.967	154	4002	1725	198	5925	150	0	15
1938	.965	154	3964	1637	206	5807	119	0	15
1939	.965	153	4028	1678	210	5916	131	0	14
1940	.960	154	4035	1667	238	5940	131	0	15
1941	.967	154	4095	1733	200	6028	150	0	20
1942	.968	154	4062	1678	188	5928	124	0	23
1943	.973	155	4180	1741	162	6083	148	0	19
1944	.971	155	4192	1745	176	6113	127	0	12
1945	.973	153	4140	1903	168	6211	160	0	9
1946	.971	155	4028	1594	167	5789	141	1	7
1947	.976	156	4174	1689	143	6006	161	0	5
1948	.981	154	4108	1710	113	5931	180	1	7
1949	.976	154	4102	1710	140	5952	217	0	10
1950	.974	154	4033	1732	155	5920	208	0	9
1951	.978	154	4073	1849	136	6058	204	0	12
1952	.977	155	4150	1766	140	6056	148	0	11
1953	.977	157	4218	1710	137	6065	161	0	15
1954	.971	156	4104	1655	169	5928	163	0	12
Phila.	.966	8213	218406	98155	11226	327787	6957	12	761

Year	AVG.	G	PO	A	E	TC	DP	TP	PB
1955	.976	155	4142	1729	146	6017	174	0	14
1956	.973	154	4111	1785	166	6062	187	0	19
1957	.979	154	4108	1720	125	5953	162	0	22
1958	.979	156	4196	1730	125	6051	166	0	34
1959	.973	154	4086	1669	160	5915	156	0	15
1960	.979	155	4122	1666	127	5915	149	0	17
1961	.972	162	4260	1755	175	6190	160	0	17
1962	.979	162	4294	1724	132	6150	131	0	25
1963	.980	162	4373	1722	127	6222	131	0	11
1964	.974	163	4361	1669	158	6188	152	0	18
1965	.977	162	4300	1620	139	6059	142	0	20
1966	.977	160	4320	1646	139	6105	154	1	20
1967	.978	161	4279	1533	132	5944	120	0	17
K.C.	.977	2060	54952	21968	1851	78771	1984	1	249
1968	.977	163	4367	1659	145	6171	136	0	20
1969	.979	162	4442	1788	136	6366	162	0	26
1970	.977	162	4328	1680	141	6149	152	0	12
1971	.981	161	4408	1660	117	6185	157	0	17
1972	.979	155	4253	1689	130	6072	146	0	13
1973	.978	162	4372	1710	137	6219	170	0	9
1974	.977	162	4319	1704	141	6164	154	0	10
1975	.977	162	4344	1686	143	6173	140	0	13
1976	.977	161	4378	1821	144	6343	130	0	11
1977	.970	161	4310	1762	190	6262	136	0	12
1978	.971	162	4300	1626	179	6105	145	0	10
1979	.972	162	4288	1718	174	6180	137	3	15
1980	.979	162	4415	1631	130	6176	115	0	9
1981	.980	109	2979	1080	81	4140	74	1	2
1982	.974	162	4368	1647	160	6175	140	0	8
1983	.974	162	4363	1602	157	6122	157	1	14
1984	.975	162	4290	1508	146	5944	159	0	9
1985	.977	162	4359	1566	140	6065	136	0	19
1986	.978	162	4299	1596	135	6030	120	0	16
1987	.977	162	4337	1649	142	6128	123	0	18
1988	.983	162	4468	1629	105	6202	151	0	10
1989	.979	162	4345	1640	129	6114	159	0	13
1990	.986	162	4368	1630	87	6085	152	0	14
1991	.982	162	4333	1608	107	6048	150	0	8
1992	.979	162	4341	1576	125	6042	158	0	8
1993	.982	162	4357	1625	111	6093	161	0	15
1994	.979	114	3010	1122	88	4220	105	0	5
1995	.981	144	3819	1486	102	5407	151	0	4
1996	.984	162	4369	1778	103	6250	195	1	11
1997	.980	162	4336	1765	122	6223	170	0	5
1998	.977	162	4302	1654	141	6097	155	0	13
1999	.980	162	4315	1700	122	6137	166	0	18
2000	.978	161	4306	1726	134	6166	164	1	8
2001	.980	162	4390	1756	125	6271	151	0	4
2002	.984	162	4356	1798	102	6256	144	0	9
2003	.983	162	4325	1779	107	6211	145	0	9
2004	.986	162	4414	1809	91	6314	172	0	14
2005	.986	162	4351	1649	88	6088	166	0	5
2006	.986	162	4355	1626	84	6065	173	0	10
2007	.985	162	4344	1687	90	6121	153	0	16
2008	.984	161	4305	1573	98	5976	169	0	8
2009	.983	162	4342	1592	105	6039	155	0	5
2010	.984	162	4295	1704	99	6098	147	0	8
2011	.979	162	4343	1529	124	5996	145	0	6
2012	.982	162	4410	1568	111	6089	135	1	12
2013	.983	162	4356	1377	97	5830	112	0	15
2014	.982	162	4390	1634	111	6135	150	0	10
Oak.	.980	7484	201164	76802	5776	283742	6943	8	526
Year	AVG.	G	PO	A	E	TC	DP	TP	PB
Totals	.973	17757	474522	196925	18853	690300	15884	21	1536

ATHLETICS YEAR-BY-YEAR BATTING LEADERS

Batting Average

1901 Lajoie426
1902 Cross339
1903 Seybold299
1904 Davis308
1905 Davis284
1906 Seybold316
1907 Nicholls302
1908 Collins273
1909 Collins346
1910 Collins322
1911 Collins365
1912 Collins348
1913 Collins345
1914 Collins344
1915 McInnis314
1916 Strunk316
1917 McInnis303
1918 Burns352
1919 Burns296
1920 Dugan322
1921 Witt315
1922 Miller336
1923 Hauser307
1924 Miller342
1925 Simmons384
1926 Simmons343
1927 Simmons392
1928 Simmons351
1929 Simmons365
1930 Simmons381
1931 Simmons390
1932 Foxx364
1933 Foxx356
1934 Foxx334
1935 Foxx346
1936 Moses345
1937 Moses320
1938 Johnson313
1939 Johnson338
1940 Moses309
1941 Siebert334
1942 Johnson291
1943 Estalella259
1944 Siebert306
1945 Estalella299
1946 Rosar283
1947 McCosky328
1948 McCosky326
1949 Valo283
1950 Lehner309
1951 Fain344
1952 Fain327
1953 Philley303
1954 Finigan302
1955 Power319
1956 Power309
1957 Lopez294
1958 Cerv305
1959 Tuttle300
1960 Siebern279
1961 Siebern296
1962 Siebern308

1963 Causey280
1964 Causey281
1965 Campaneris270
1966 Cater292
1967 Cater270
1968 Cater290
1969 Bando281
1970 Campaneris279
1971 Jackson277
1972 Rudi305
1973 Jackson293
1974 Rudi293
1975 Washington308
1976 North276
1977 Page307
1978 Page285
1979 Revering288
1980 Henderson303
1981 Henderson319
1982 Henderson267
1983 Henderson292
1984 Lansford300
1985 Davis287
1986 Griffin285
1987 McGwire289
1988 Canseco307
1989 Lansford336
1990 R. Henderson325
1991 Baines295
1992 Bordick300
1993 Gates290
1994 Berroa306
1995 Henderson300
1996 McGwire312
1997 Giambi293
1998 Giambi295
1999 Giambi315
2000 Giambi333
2001 Giambi342
2002 Tejada308
2003 Chavez282
2004 Durazo321
2005 Ellis316
2006 Payton296
2007 Stewart290
2008 Suzuki279
2009 Sweeney293
2010 Ellis291
2011 Pennington264
2012 Céspedes292
2013 Donaldson301
2014 Donaldson255

Games

1901 Fultz132
1902 four players tied 137
1903 four players tied 137
1904 Cross155
1905 Murphy150
1906 Davis145
1907 Davis149
1908 Nicholls150
1909 Collins153

1910 Collins153
1911 Baker148
1912 Collins153
McInnis153
1913 Baker149
1914 Collins152
1915 Strunk132
1916 Strunk150
1917 McInnis150
1918 Burns130
1919 Burns126
1920 Walker149
1921 Dykes155
1922 Galloway155
1923 Hauser146
1924 Simmons152
1925 Simmons153
1926 Simmons147
1927 Cobb134
1928 Miller139
1929 Foxx149
1930 Miller154
1931 Foxx139
1932 Foxx154
Simmons154
1933 Cramer152
Higgins152
1934 Cramer153
1935 Cramer149
1936 Johnson153
1937 Moses154
1938 Johnson152
1939 Johnson150
1940 Siebert154
1941 Johnson149
1942 Siebert153
1943 Hall151
1944 Hayes155
1945 Hall151
1946 Chapman146
1947 Joost151
1948 Majeski148
Suder148
1949 Chapman154
1950 Fain151
1951 Joost140
1952 Philley151
1953 Philley157
1954 DeMaestri146
1955 Finigan150
1956 Lopez151
1957 DeMaestri135
1958 Lopez151
1959 Williams130
1960 Tuttle151
1961 Howser158
1962 Siebern162
1963 Charles158
1964 Colavito160
1965 Harrelson150
Hershberger150
1966 Hershberger146
1967 Campaneris147

1968 Bando162
1969 Bando162
1970 Bando155
1971 Bando153
1972 Bando152
1973 Bando162
1974 Rudi158
Tenace158
1975 Bando160
Garner160
1976 Garner159
1977 Sanguillen152
1978 Revering152
1979 Newman143
1980 Murphy159
1981 Armas109
1982 Murphy151
1983 Phillips148
1984 Phillips154
1985 Griffin162
1986 Griffin162
1987 Canseco159
1988 Canseco158
1989 D. Henderson152
1990 McGwire156
1991 Gallego159
1992 Bordick154
1993 Bordick159
1994 Bordick114
1995 Berroa141
1996 Bordick155
1997 Spiezio147
1998 Grieve155
1999 Tejada159
2000 Tejada160
2001 Long162
Tejada162
2002 Long162
Tejada162
2003 Tejada162
2004 Hatteberg152
2005 Chavez160
2006 Swisher157
2007 Ellis150
Swisher150
2008 Cust148
Suzuki148
2009 Cust149
2010 Barton159
2011 Pennington148
2012 Reddick156
2013 Donaldson158
2014 Donaldson158

At Bats

1901 Fultz561
1902 Cross558
1903 Cross554
1904 Cross607
1905 Davis602
1906 Davis551
1907 Davis582
1908 Nicholls550

1909	Collins	572
1910	Collins	583
1911	Baker	592
1912	Baker	577
1913	Baker	565
1914	McInnis	576
1915	Lajoie	490
1916	Witt	563
1917	McInnis	567
1918	Burns	505
1919	Burns	470
1920	Walker	585
1921	Johnson	613
1922	Galloway	571
1923	Hauser	537
1924	Simmons	594
1925	Simmons	658
1926	Simmons	581
1927	Hale	501
1928	Miller	510
1929	Simmons	581
1930	Miller	585
1931	Miller	534
1932	Simmons	670
1933	Cramer	661
1934	Cramer	649
1935	Cramer	644
1936	Finney	653
1937	Moses	649
1938	Moses	589
1939	Johnson	544
1940	Siebert	595
1941	Chapman	552
	Johnson	552
1942	Siebert	612
1943	Siebert	558
1944	Hayes	581
1945	Hall	616
1946	Chapman	545
1947	Chapman	551
1948	Majewski	590
1949	Chapman	589
1950	Chapman	553
1951	Joost	553
1952	Philly	586
1953	Philly	620
1954	DeMaestri	539
1955	Power	596
1956	Lopez	561
1957	Power	467
1958	Lopez	564
1959	Williams	488
1960	Lumpe	574
1961	Howser	611
1962	Lumpe	641
1963	Charles	603
1964	Causey	604
1965	Campaneris	578
1966	Campaneris	573
1967	Campaneris	601
1968	Campaneris	642
1969	Bando	609
1970	Campaneris	603
1971	Campaneris	569
1972	Campaneris	625
1973	Campaneris	601
1974	Rudi	593

1975	Jackson	593
1976	Baylor	595
1977	Sanguillen	571
1978	Revering	521
1979	Newman	516
1980	Armas	628
1981	Armas	440
1982	Murphy	543
1983	Henderson	513
1984	Lansford	597
1985	Griffin	614
1986	Canseco	600
1987	Canseco	630
1988	Canseco	610
1989	D. Henderson	579
1990	McGwire	523
1991	Canseco	572
	D. Henderson	572
1992	Bordick	504
1993	Sierra	630
1994	Sierra	426
1995	Berroa	546
1996	Berroa	586
1997	Spiezio	538
1998	Grieve	583
1999	Tejada	593
2000	Tejada	607
2001	Damon	644
2002	Tejada	662
2003	Tejada	636
2004	Kotsay	606
2005	Chavez	625
2006	Payton	557
2007	Ellis	583
2008	Crosby	556
2009	Suzuki	570
2010	Barton	556
2011	Crisp	531
2012	Reddick	611
2013	Lowrie	603
2014	Donaldson	608

Runs

1901	Lajoie	145
1902	Fultz	109
	Hartsel	109
1903	Pickering	93
1904	Murphy	80
	Cross	80
1905	Davis	92
1906	Hartsel	96
1907	Hartsel	93
1908	Davis	65
1909	Collins	104
1910	Baker	83
1911	Murphy	104
1912	Collins	137
1913	Collins	125
1914	Collins	122
1915	Strunk	76
1916	Strunk	71
1917	Strunk	83
1918	Burns	61
1919	Burns	63
1920	Dykes	81
1921	Johnson	93
1922	Walker	111

1923	Hauser	93
1924	Hauser	97
1925	Simmons	122
1926	Simmons	90
1927	Cobb	104
1928	Bishop	104
1929	Fox	123
1930	Simmons	152
1931	Bishop	115
1932	Fox	151
1933	Fox	125
1934	Fox	120
1935	Fox	118
1936	Finney	100
1937	Moses	113
1938	Johnson	114
1939	Johnson	115
1940	Johnson	93
1941	Johnson	98
1942	Johnson	78
1943	White	69
1944	Hayes	62
1945	Siebert	62
	Hall	62
1946	Chapman	77
1947	Chapman	84
1948	Joost	99
1949	Joost	128
1950	Chapman	93
1951	Joost	107
1952	Joost	94
1953	Zernial	85
1954	Jacobs	63
1955	Power	91
1956	Lopez	91
1957	Zernial	56
1958	Cerv	93
1959	Tuttle	74
1960	Tuttle	75
1961	Howser	108
1962	Siebern	114
1963	Charles	82
1964	Colavito	89
1965	Campaneris	87
1966	Campaneris	82
1967	Campaneris	85
1968	Campaneris	86
1969	Jackson	123
1970	Campaneris	97
1971	Jackson	87
1972	Rudi	94
1973	Jackson	99
1974	Jackson	90
1975	Jackson	91
1976	North	91
1977	Page	85
1978	Page	62
1979	Revering	63
1980	Henderson	111
1981	Henderson	89
1982	Henderson	119
1983	Henderson	105
1984	Henderson	113
1985	Davis	92
1986	Canseco	85
1987	McGwire	97
1988	Canseco	120

1989	Lansford	81
1990	R. Henderson	119
1991	Canseco	115
1992	McGwire	87
1993	R. Henderson	77
	Sierra	77
1994	Javier	75
1995	Berroa	87
1996	McGwire	104
1997	Giambi	66
1998	Henderson	101
1999	Giambi	115
2000	Giambi	108
2001	Giambi	109
2002	Tejada	108
2003	Tejada	98
2004	Byrnes	91
2005	Chavez	92
2006	Swisher	106
2007	Ellis	84
	Swisher	84
2008	Cust	77
2009	Cust	88
2010	Barton	79
2011	Crisp	69
	Willingham	69
2012	Reddick	85
2013	Crisp	93
2014	Donaldson	93

Hits

1901	Lajoie	229
1902	Cross	189
1903	Cross	162
1904	Cross	177
1905	Davis	171
1906	Davis	161
1907	Davis	155
1908	Murphy	139
1909	Collins	198
1910	Collins	188
1911	Baker	198
1912	Baker	200
1913	Baker	190
1914	Baker	182
1915	Strunk	144
1916	Strunk	172
1917	McInnis	172
1918	Burns	178
1919	Burns	139
1920	Walker	157
1921	Witt	198
1922	Galloway	185
1923	Hauser	165
1924	Simmons	183
1925	Simmons	253
1926	Simmons	199
1927	Cobb	175
1928	Miller	168
1929	Simmons	212
1930	Simmons	211
1931	Simmons	200
1932	Simmons	216
1933	Fox	204
1934	Cramer	202
1935	Cramer	214
1936	Moses	202

Athletics Year-By-Year Batting Leaders, continued

1937 Moses 208	2000 Giambi 170	1942 Johnson 35	2003 Tejada 42
1938 Moses 181	2001 Giambi 178	1943 Siebert 26	2004 Byrnes 39
1939 Johnson 184	Long 178	1944 Siebert 27	2005 Chavez 40
1940 Siebert 170	2002 Tejada 204	1945 Kell 30	2006 Payton 32
1941 Chapman 179	2003 Tejada 177	1946 McQuinn 23	2007 Swisher 36
1942 Siebert 158	2004 Kotsay 190	1947 Fain 28	2008 Crosby 39
1943 Siebert 140	2005 Chavez 168	Suder 28	2009 Suzuki 37
1944 Estalella 151	2006 Payton 165	1948 Majeski 41	2010 Barton 33
1945 Hall 161	2007 Stewart 167	1949 Valo 27	2011 Matsui 28
1946 Chapman 142	2008 Suzuki 148	1950 Fain 25	2012 Reddick 29
1947 McCosky 179	2009 Suzuki 156	1951 Fain 30	2013 Lowrie 45
1948 Majeski 183	2010 Barton 152	Zernial 30	2014 Donaldson 31
1949 Chapman 164	2011 Crisp 140	1952 Fain 43	
1950 Fain 147	2012 Reddick 148	1953 Philley 30	Triples
1951 Joost 170	2013 Lowrie 175	1954 Finigan 25	1901 Lajoie 13
1952 Fain 166	2014 Donaldson 155	1955 Power 34	1902 Hartsel 12
1953 Philley 188		1956 Lopez 27	1903 Hartsel 14
1954 Finigan 147	Doubles	1957 Smith 26	1904 Murphy 18
1955 Power 190	1901 Lajoie 48	1958 Lopez 28	1905 Hoffman 10
1956 Power 164	1902 Davis 43	1959 Williams 33	1906 Hartsel 9
1957 Power 121	1903 Seybold 43	1960 Williams 31	1907 Davis 8
1958 Cerv 157	1904 Murphy 29	Siebern 31	Oldring 8
1959 Tuttle 139	Cross 29	1961 Siebern 36	1908 Davis 9
1960 Lumpe 156	1905 Davis 47	1962 Lumpe 34	1909 Baker 19
1961 Howser 171	1906 Davis 40	1963 Causey 32	1910 Murphy 18
1962 Lumpe 193	1907 Davis 37	1964 Causey 31	1911 Oldring 14
1963 Lumpe 161	1908 Murphy 28	Colavito 31	1912 Baker 21
Charles 161	1909 Collins 30	1965 Campaneris 23	1913 Collins 13
1964 Causey 170	1910 Murphy 28	1966 Campaneris 29	1914 Collins 14
1965 Campaneris 156	1911 Baker 42	1967 Campaneris 29	1915 Strunk 16
1966 Campaneris 153	1912 Baker 40	1968 Cater 28	1916 Witt 15
1967 Campaneris 149	1913 Baker 34	1969 Jackson 36	1917 Bodie 11
1968 Campaneris 177	1914 Baker 23	1970 Campaneris 28	1918 Burns 9
1969 Bando 171	Collins 23	1971 Campaneris 29	1919 Thomas 10
1970 Campaneris 168	1915 Strunk 28	1972 Rudi 32	1920 Walker 7
1971 Jackson 157	1916 Strunk 30	1973 Bando 32	1921 Dykes 13
1972 Rudi 181	1917 Bodie 28	1974 Rudi 39	1922 Miller 12
1973 Bando 169	1918 Burns 22	1975 Jackson 39	1923 Hauser 10
1974 Rudi 174	Gardner 22	1976 Rudi 32	1924 Simmons 9
1975 Washington 182	1919 Walker 30	1977 Page 28	1925 Simmons 12
1976 North 163	1920 Dugan 40	1978 Page 25	1926 Simmons 10
1977 Sanguillen 157	1921 Dykes 32	1979 Revering 25	1927 Simmons 11
1978 Page 147	Walker 32	1980 Henderson 22	1928 Cochrane 12
1979 Revering 136	1922 Walker 31	1981 Armas 24	1929 Miller 16
1980 Henderson 179	1923 Perkins 34	1982 Henderson 24	1930 Simmons 16
1981 Henderson 135	1924 Hauser 31	1983 Almon 29	1931 Simmons 13
1982 Henderson 143	Simmons 31	1984 Lansford 31	1932 Simmons 9
1983 Henderson 150	1925 Simmons 43	1985 Davis 34	Foxx 9
1984 Lansford 179	1926 Simmons 53	1986 Canseco 29	1933 Higgins 11
1985 Griffin 166	1927 Simmons 36	1987 Canseco 35	1934 Cramer 9
1986 Griffin 169	1928 Miller 34	1988 Henderson 38	1935 Foxx 7
1987 Canseco 162	1929 Simmons 41	1989 Lansford 28	Warstler 7
1988 Canseco 187	Haas 41	1990 R. Henderson 33	1936 Johnson 14
1989 Lansford 185	1930 Cochrane 42	1991 D. Henderson 33	1937 Moses 13
1990 R. Henderson 159	1931 Miller 43	1992 Lansford 30	1938 Finney 12
1991 D. Henderson 158	1932 McNair 47	1993 Gates 29	1939 Johnson 9
1992 Bordick 151	1933 Johnson 44	1994 Javier 23	1940 Moses 9
1993 Gates 155	1934 Higgins 37	1995 Henderson 31	1941 Chapman 9
1994 Javier 114	1935 Cramer 37	1996 Giambi 40	Brancato 9
Sierra 114	1936 Moses 35	1997 Giambi 41	Suder 9
1995 Berroa 152	1937 Moses 48	1998 Grieve 41	1942 Valo 10
1996 Berroa 170	1938 Moses 29	1999 Giambi 36	1943 Siebert 7
1997 Giambi 152	1939 Johnson 30	2000 Grieve 40	1944 Estalella 9
1998 Grieve 168	1940 Moses 41	2001 Giambi 47	1945 Peck 9
1999 Giambi 181	1941 Moses 31	2002 Long 32	

1946	Valo	6	1999	Phillips	4	1946	Chapman	20	2011	Willingham	29
	McQuinn	6		Tejada	4	1947	Chapman	14	2012	Reddick	32
1947	McCosky	7	2000	Platt	5	1948	Joost	16	2013	Moss	30
1948	Fain	6	2001	Damon	4	1949	Chapman	24	2014	Donaldson	29
	Chapman	6		Long	4	1950	Chapman	23			
	Coleman	6	2002	four players tied	4	1951	Zernial	33	Runs Batted In		
1949	Valo	12	2003	Byrnes	9	1952	Zernial	29	1901	Lajoie	125
1950	Dillinger	9	2004	Dye	4	1953	Zernial	42	1902	Cross	108
1951	Valo	8	2005	Ellis	5	1954	Wilson	15	1903	Cross	90
1952	Michaels	5	2006	Scutaro	6	1955	Zernial	30	1904	Murphy	77
1953	Philly	9	2007	Buck	5	1956	Simpson	21	1905	Davis	83
1954	Finigan	6	2008	Barton	5	1957	Zernial	27	1906	Davis	96
	Valo	6	2009	Davis	5	1958	Cerv	38	1907	Davis	87
1955	Power	10	2010	Pennington	8	1959	Cerv	20	1908	Murphy	66
1956	Simpson	11	2011	Weeks	8	1960	Siebern	19	1909	Baker	85
1957	Simpson	6	2012	Weeks	8	1961	Siebern	18	1910	Collins	81
	DeMaestri	6	2013	Céspedes	4	1962	Siebern	25	1911	Baker	115
1958	Tuttle	9	2014	Reddick	7	1963	Siebern	16	1912	Baker	130
1959	Maris	7				1964	Colavito	34	1913	Baker	117
1960	Siebern	6	Home Runs			1965	Harrelson	23	1914	McInnis	95
1961	Lumpe	9	1901	Lajoie	14	1966	Repoz	11	1915	Lajoie	61
1962	Cimoli	15	1902	Seybold	16	1967	Monday	14	1916	McInnis	60
1963	Cimoli	11	1903	Seybold	8	1968	Jackson	29	1917	Bodie	74
1964	Green	5	1904	Davis	10	1969	Jackson	47	1918	Burns	70
	Mathews	5	1905	Davis	8	1970	Mincher	27	1919	Walker	64
1965	Campaneris	12	1906	Davis	12	1971	Mincher	32	1920	Walker	82
1966	Campaneris	10	1907	Davis	8	1972	Epstein	26	1921	Walker	101
1967	Campaneris	6	1908	Davis	5	1973	Jackson	32	1922	Walker	99
	Monday	6	1909	Murphy	5	1974	Jackson	29	1923	Hauser	94
1968	Campaneris	9	1910	Murphy	4	1975	Jackson	36	1924	Hauser	115
1969	Green	6		Oldring	4	1976	Bando	27	1925	Simmons	129
1970	Monday	7	1911	Baker	11	1977	Gross	22	1926	Simmons	109
1971	Monday	4	1912	Baker	10	1978	Page	17	1927	Simmons	108
	Rudi	4	1913	Baker	12	1979	Newman	22	1928	Simmons	107
1972	Rudi	9	1914	Baker	9	1980	Armas	35	1929	Simmons	157
1973	Campaneris	6	1915	Oldring	6	1981	Armas	22	1930	Simmons	165
1974	Campaneris	8	1916	Schang	7	1982	Armas	28	1931	Simmons	128
1975	Washington	7	1917	Bodie	7	1983	Murphy	17	1932	Foxx	169
1976	Garner	12	1918	Walker	11		Lopes	17	1933	Foxx	163
1977	Page	8	1919	Walker	10	1984	Kingman	35	1934	Foxx	130
1978	Page	7	1920	Walker	17	1985	Kingman	30	1935	Foxx	115
1979	Murphy	4	1921	Walker	23	1986	Kingman	35	1936	Johnson	121
1980	Armas	8	1922	Walker	37	1987	McGwire	49	1937	Johnson	108
1981	Henderson	7	1923	Hauser	16	1988	Canseco	42	1938	Johnson	113
1982	Henderson	4	1924	Hauser	27	1989	McGwire	33	1939	Johnson	114
	Heath	4	1925	Simmons	24	1990	McGwire	39	1940	Johnson	103
1983	Henderson	7	1926	Simmons	19	1991	Canseco	44	1941	Johnson	107
1984	Lansford	5	1927	Simmons	15	1992	McGwire	42	1942	Johnson	80
	Heath	5	1928	Hauser	16	1993	Sierra	22	1943	Estalella	63
1985	Griffin	7	1929	Simmons	34	1994	Sierra	23	1944	Hayes	78
1986	Griffin	6	1930	Foxx	37	1995	McGwire	39	1945	Kell	56
1987	Polonia	10	1931	Foxx	30	1996	McGwire	52	1946	Chapman	67
1988	Phillips	4	1932	Foxx	58	1997	McGwire	34	1947	Chapman	83
	Polonia	4	1933	Foxx	48	1998	Giambi	27	1948	Majeski	120
1989	Phillips	6	1934	Foxx	44	1999	Stairs	38	1949	Chapman	108
1990	R. Henderson	3	1935	Foxx	36	2000	Giambi	43	1950	Chapman	95
	Randolph	3	1936	Johnson	25	2001	Giambi	38	1951	Zernial	125
1991	three players tied	4	1937	Moses	25	2002	Chavez	34	1952	Zernial	100
1992	Wilson	5		Johnson	25		Tejada	34	1953	Zernial	108
1993	Sierra	5	1938	Johnson	30	2003	Chavez	29	1954	Zernial	62
1994	Bordick	4	1939	Johnson	23	2004	Chavez	29	1955	Zernial	84
1995	Gates	4	1940	Johnson	31	2005	Chavez	27	1956	Simpson	105
1996	Bordick	4	1941	Chapman	25	2006	Thomas	39	1957	Zernial	69
	Young	4	1942	Johnson	13	2007	Cust	26	1958	Cerv	104
1997	McDonald	4	1943	Estalella	11	2008	Cust	33	1959	Cerv	87
	Spiezio	4	1944	Hayes	13	2009	Cust	25	1960	Siebern	69
1998	three players tied	2	1945	Estalella	8	2010	Kouzmanoff	16	1961	Siebern	98

1986	Phillips	76
1987	McGwire	71
1988	Canseco	78
1989	McGwire	83
1990	McGwire	110
1991	R. Henderson	98
1992	R. Henderson	95
1993	R. Henderson	85
1994	Henderson	72
1995	McGwire	88
1996	McGwire	116
1997	McGwire	58
1998	Henderson	118
1999	Giambi	105
2000	Giambi	137
2001	Giambi	129
2002	Justice	70
2003	Durazo	100
2004	Chavez	95
2005	Chavez	58
2006	Swisher	97
2007	Cust	105
2008	Cust	111
2009	Cust	93
2010	Barton	110
2011	Matsui	56
	Willingham	56
2012	Reddick	55
2013	Donaldson	76
2014	Donaldson	76

Strikeouts

1913	Murphy	44
	Shang	44
1914	Murphy	46
1915	Walsh	64
1916	Witt	71
1917	Grover	53
1918	Dugan	55
	Kopp	55
1919	Thomas	52
1920	Dykes	73
1921	Dykes	75
1922	Dykes	98
1923	Hauser	52
1924	Simmons	60
1925	Dykes	49
1926	Simmons	49
1927	Hale	32
1928	Hauser	45
1929	Foxx	70
1930	Foxx	66
1931	Foxx	84
1932	Foxx	96
1933	Foxx	93
1934	Foxx	75
1935	Foxx	99
1936	Johnson	71
1937	Peters	59
1938	Chapman	94
1939	Nagel	86
1940	Chapman	96
1941	Johnson	75
1942	Johnson	61
1943	White	51
1944	Estalella	60
1945	Estalella	46

1946	Chapman	66
1947	Joost	110
1948	Joost	87
1949	Joost	80
1950	Chapman	79
1951	Zernial	99
1952	Joost	94
1953	Zernial	79
1954	Finigan	66
1955	Zernial	90
1956	Simpson	82
1957	Zernial	84
1958	DeMaestri	84
1959	Cerv	87
1960	Williams	68
	Siebern	68
1961	Siebern	91
1962	Cimoli	89
1963	Siebern	82
1964	Mathews	143
1965	Harrelson	112
1966	Green	101
1967	Monday	107
1968	Jackson	171
1969	Jackson	142
1970	Jackson	135
1971	Jackson	161
1972	Jackson	125
1973	Jackson	116
1974	Jackson	105
	Tenace	105
1975	Jackson	133
1976	North	95
1977	Gross	84
1978	Page	95
1979	Page	93
1980	Armas	123
1981	Armas	115
1982	Armas	128
1983	Murphy	105
1984	Kingman	119
1985	Murphy	123
1986	Canseco	175
1987	Canseco	157
1988	Canseco	128
1989	D. Henderson	131
1990	Canseco	158
1991	Canseco	152
1992	McGwire	105
1993	D. Henderson	113
1994	Javier	76
1995	Berroa	98
1996	Berroa	122
1997	Canseco	122
1998	Grieve	123
1999	Jaha	129
2000	Grieve	130
2001	Long	103
2002	Chavez	119
2003	Durazo	105
2004	Crosby	141
2005	Chavez	129
2006	Swisher	152
2007	Cust	164
2008	Cust	197
2009	Cust	185
2010	Cust	127

2011	Willingham	150
2012	Reddick	151
2013	Moss	140
2014	Moss	153
Stolen Bases		
1901	Fultz	36
1902	Hartsel	47
1903	Pickering	40
1904	Murphy	22
1905	Hoffman	46
1906	Hartsel	31
1907	Oldring	29
1908	Davis	20
1909	Collins	67
1910	Collins	81
1911	Collins	38
	Baker	38
1912	Collins	63
1913	Collins	54
1914	Collins	58
1915	Walsh	22
1916	Walsh	27
1917	McInnis	18
1918	Kopp	22
1919	Kopp	16
1920	Walker	9
1921	Witt	16
1922	Miller	10
	Galloway	10
1923	Mathews	16
1924	Simmons	16
1925	Galloway	16
1926	Simmons	10
1927	Cobb	22
1928	Miller	10
1929	Miller	24
1930	Miller	13
1931	Miller	5
1932	McNair	8
	Dykes	8
1933	Johnson	8
	Cochrane	8
1934	Johnson	12
1935	Warstler	8
1936	Newsome	13
1937	Werber	35
1938	Werber	19
1939	Johnson	15
1940	Hayes	9
1941	Chapman	6
	Johnson	6
1942	Valo	13
1943	Welaj	12
	White	12
1944	Garrison	10
1945	Peck	5
1946	Valo	9
1947	Valo	11
1948	Fain	10
	Valo	10
1949	Valo	14
1950	Valo	12
1951	Valo	11
1952	Valo	12
1953	Philly	13
1954	Jacobs	17

1955	Valo	5
1956	Pilarcik	9
1957	Martin	7
1958	Tuttle	7
1959	Tuttle	10
1960	Snyder	7
1961	Howser	37
1962	Charles	20
1963	Tartabull	16
1964	Charles	12
1965	Campaneris	51
1966	Campaneris	52
1967	Campaneris	55
1968	Campaneris	62
1969	Campaneris	62
1970	Campaneris	42
1971	Campaneris	34
1972	Campaneris	52
1973	North	53
1974	North	54
1975	Washington	40
1976	North	75
1977	Page	42
1978	Dilone	50
1979	Henderson	33
1980	Henderson	100
1981	Henderson	56
1982	Henderson	130
1983	Henderson	108
1984	Henderson	66
1985	Collins	29
1986	Griffin	33
1987	Polonia	29
1988	Canseco	40
1989	R. Henderson	52
1990	R. Henderson	65
1991	R. Henderson	58
1992	R. Henderson	48
1993	R. Henderson	31
1994	Javier	24
1995	Javier	36
1996	Battle	10
1997	McDonald	13
1998	Henderson	66
1999	Phillips	11
	Velarde	11
2000	Velarde	9
2001	Damon	27
2002	Chavez	8
2003	Byrnes	10
	Tejada	10
2004	Byrnes	17
2005	Kendall	8
2006	Kendall	11
2007	Stewart	11
2008	Davis	25
2009	Davis	41
2010	Davis	50
2011	Crisp	49
2012	Crisp	39
2013	Crisp	21
2014	Gentry	20

Bold denotes tied or led league

ATHLETICS YEAR-BY-YEAR PITCHING LEADERS

Wins	1958 Garver..... 12	2013 Colón..... 18	1951 Kellner..... 14
1901 Fraser..... 20	1959 Daley..... 16	2014 Kazmir..... 15	1952 Byrd..... 15
1902 Waddell..... 24	1960 Daley..... 16		Hooper..... 15
1903 Plank..... 23	1961 Bass..... 11	Losses	1953 Byrd..... 20
1904 Plank..... 26	1962 Rakow..... 14	1901 Fraser..... 15	1954 Portocarrero..... 18
1905 Waddell..... 26	1963 Wickersham..... 12	1902 Plank..... 15	1955 Ditmar..... 12
1906 Plank..... 19	Pena..... 12	1903 Plank..... 16	1956 Ditmar..... 22
1907 Plank..... 24	1964 Pena..... 12	Waddell..... 16	1957 Garver..... 13
1908 Vickers..... 18	1965 Sheldon..... 10	1904 Plank..... 17	1958 Terry..... 13
1909 Plank..... 19	Talbot..... 10	Waddell..... 17	1959 Daley..... 13
1910 Coombs..... 31	1966 Krausse..... 14	Henley..... 17	Garver..... 13
1911 Coombs..... 28	1967 Hunter..... 13	1905 Plank..... 12	1960 Daley..... 16
1912 Plank..... 26	1968 Odom..... 16	Henley..... 12	1961 Archer..... 15
1913 Bender..... 21	1969 Odom..... 15	1906 Waddell..... 16	1962 Rakow..... 17
1914 Bender..... 17	Dobson..... 15	1907 Plank..... 16	1963 Pena..... 20
Bush..... 17	1970 Hunter..... 18	1908 Vickers..... 19	1964 Segui..... 17
1915 Wyckoff..... 10	1971 Blue..... 24	1909 Morgan..... 11	1965 O'Donoghue... 18
1916 Bush..... 15	1972 Hunter..... 21	Coombs..... 11	1966 Hunter..... 11
1917 Bush..... 11	1973 Holtzman..... 21	1910 Morgan..... 12	1967 Hunter..... 17
1918 Perry..... 21	Hunter..... 21	1911 Coombs..... 12	Nash..... 17
1919 Johnson..... 9	1974 Hunter..... 25	1912 Brown..... 11	Krausse..... 17
Kinney..... 9	1975 Blue..... 22	1913 Brown..... 11	1968 Dobson..... 14
1920 Perry..... 11	1976 Blue..... 18	1914 Bush..... 12	1969 Hunter..... 15
1921 Rommel..... 16	1977 Blue..... 14	1915 Wyckoff..... 22	1970 Dobson..... 15
1922 Rommel..... 27	1978 Johnson..... 11	1916 Bush..... 24	1971 Odom..... 12
1923 Rommel..... 18	1979 Langford..... 12	1917 Bush..... 17	1972 Holtzman..... 11
1924 Rommel..... 18	1980 Norris..... 22	1918 Perry..... 19	1973 Holtzman..... 13
1925 Rommel..... 21	1981 McCatty..... 14	1919 Naylor..... 18	1974 Holtzman..... 17
1926 Grove..... 13	1982 Langford..... 11	1920 Perry..... 25	1975 Holtzman..... 14
1927 Grove..... 20	Keough..... 11	1921 Rommel..... 23	1976 Blue..... 13
1928 Grove..... 24	1983 Codiroli..... 12	1922 Harris..... 20	1977 Langford..... 19
1929 Earnshaw..... 24	1984 Burris..... 13	1923 Rommel..... 19	Blue..... 19
1930 Grove..... 28	1985 Codiroli..... 14	1924 Rommel..... 15	1978 Keough..... 15
1931 Grove..... 31	1986 Young..... 13	1925 Walberg..... 14	1979 Keough..... 17
1932 Grove..... 25	1987 Stewart..... 20	1926 Grove..... 13	1980 Kingman..... 20
1933 Grove..... 24	1988 Stewart..... 21	1927 Grove..... 13	1981 Langford..... 10
1934 Marcum..... 14	1989 Stewart..... 21	1928 Walberg..... 12	1982 Keough..... 18
1935 Marcum..... 17	1990 Welch..... 27	1929 Walberg..... 11	1983 Codiroli..... 12
1936 Kelley..... 15	1991 Moore..... 17	1930 Earnshaw..... 13	1984 McCatty..... 14
1937 Kelley..... 13	1992 Moore..... 17	1931 Walberg..... 12	1985 Codiroli..... 14
1938 Caster..... 16	1993 Witt..... 14	1932 Earnshaw..... 13	1986 Rijo..... 11
1939 Nelson..... 10	1994 Darling..... 10	Mahaffey..... 13	1987 Stewart..... 13
1940 Babich..... 14	1995 Stottlemire..... 14	1933 Walberg..... 13	1988 Stewart..... 12
1941 Knott..... 13	1996 Wasdin..... 8	1934 Cain..... 17	1989 Moore..... 11
1942 Marchildon..... 17	1997 Small..... 9	1935 Dietrich..... 13	1990 Moore..... 15
1943 Flores..... 12	1998 Rogers..... 16	1936 Rhodes..... 20	1991 Welch..... 13
1944 Christopher..... 14	1999 Heredia..... 13	1937 Kelley..... 21	1992 Moore..... 12
1945 Christopher..... 13	2000 Hudson..... 20	1938 Caster..... 20	1993 Witt..... 13
1946 Marchildon..... 13	2001 Mulder..... 21	1939 Ross..... 14	1994 Darling..... 11
1947 Marchildon..... 19	2002 Zito..... 23	1940 Caster..... 19	1995 Van Poppel..... 8
1948 Fowler..... 15	2003 Hudson..... 16	1941 Marchildon..... 15	1996 Johns..... 12
1949 Kellner..... 20	2004 Mulder..... 17	1942 Wolf..... 15	1997 Karsay..... 12
1950 Hooper..... 15	2005 Haren..... 14	Harris..... 15	1998 Candiotti..... 16
1951 Shantz..... 18	Zito..... 14	1943 Harris..... 21	1999 Haynes..... 12
1952 Shantz..... 24	2006 Blanton..... 16	1944 Newsom..... 15	2000 Appier..... 11
1953 Kellner..... 11	Zito..... 16	1945 Newsom..... 20	Heredia..... 11
Byrd..... 11	2007 Haren..... 15	1946 Marchildon... 16	2001 Hudson..... 9
1954 Portocarrero..... 9	2008 Duchscherer..... 10	Knerr..... 16	2002 Lidle..... 10
1955 Ditmar..... 12	2009 Anderson..... 11	Fowler..... 16	2003 Zito..... 12
1956 Ditmar..... 12	2010 Cahill..... 18	1947 Flores..... 13	2004 Redman..... 12
1957 Trucks..... 9	2011 Gonzalez..... 16	1948 Marchildon..... 15	2005 Zito..... 13
Morgan..... 9	2012 Milone..... 13	1949 Coleman..... 14	2006 Haren..... 13
	Parker..... 13	1950 Kellner..... 20	2007 Gaudin..... 13

2008	Smith	16
2009	Cahill	13
2010	Braden	14
2011	Cahill	14
2012	Ross	11
2013	Griffin	10
2014	Gray	10

ERA

1901	Plank	3.31
1902	Waddell	2.05
1903	Plank	2.38
1904	Waddell	1.62
1905	Waddell	1.48
1906	Waddell	2.21
1907	Bender	2.05
1908	Coombs	2.00
1909	Krause	1.39
1910	Coombs	1.30
1911	Plank	2.10
1912	Plank	2.21
1913	Bender	2.21
1914	Bender	2.26
1915	Wyckoff	3.52
1916	Bush	2.57
1917	Bush	2.47
1918	Perry	1.98
1919	Naylor	3.34
1920	Rommel	2.84
1921	Rommel	3.95
1922	Rommel	3.28
1923	Rommel	3.27
1924	Baumgartner	2.88
1925	Gray	3.39
1926	Grove	2.51
1927	Quinn	3.18
1928	Grove	2.57
1929	Grove	2.82
1930	Grove	2.54
1931	Grove	2.05
1932	Grove	2.84
1933	Grove	3.21
1934	Cain	4.40
1935	Marcum	4.07
1936	Kelley	3.87
1937	Smith	3.93
1938	Caster	4.36
1939	Nelson	4.77
1940	Babich	3.73
1941	Marchildon	3.57

1942	Wolff	3.32
1943	Flores	3.12
1944	Newsom	2.82
1945	Christopher	3.17
1946	Flores	2.32
1947	Fowler	2.81
1948	Fowler	3.78
1949	Fowler	3.74
1950	Brissie	4.02
1951	Shantz	3.95
1952	Shantz	2.48
1953	Fricano	3.88
1954	Potocarrero	4.06
1955	Kellner	4.20
1956	Gorman	3.84
1957	Trucks	3.03
1958	Herbert	3.50
1959	Daley	3.17
1960	Herbert	3.27
1961	Archer	3.20
1962	Rakow	4.25
1963	Drabowsky	3.05
1964	Pena	4.44
1965	O'Donoghue	4.14
1966	Krause	2.98
1967	Hunter	2.80
1968	Nash	2.88
1969	Odum	2.92
1970	Segui	2.56
1971	Blue	1.82
1972	Hunter	2.04
1973	Holtzman	2.97
1974	Hunter	2.49
1975	Blue	3.01
1976	Blue	2.35
1977	Blue	3.83
1978	Keough	3.24
1979	McCatty	4.22
1980	Norris	2.53
1981	McCatty	2.32
1982	McCatty	3.99
1983	Krueger	3.61
1984	Burris	3.15
1985	Sutton	3.89
1986	Haas	2.74
1987	Stewart	3.68
1988	Stewart	3.23
1989	Moore	2.61
1990	Stewart	2.56
1991	Moore	2.96

1992	Welch	3.27
1993	Witt	4.29
1994	Ontiveros	2.65
1995	Ontiveros	4.37
1996	Prieto	4.15
1997	Haynes	4.42
1998	Rogers	3.17
1999	Hudson	3.23
2000	Heredia	4.12
2001	Hudson	3.37
2002	Zito	2.75
2003	Hudson	2.70
2004	Hudson	3.53
2005	Blanton	3.53
2006	Zito	3.83
2007	Haren	3.07
2008	Smith	4.16
2009	Anderson	4.06
2010	Cahill	2.97
2011	Gonzalez	3.12
2012	Parker	3.47
2013	Colón	2.65
2014	Gray	3.08

Games

1901	Fraser	40
1902	Plank	36
1903	Plank	43
1904	Waddell	46
1905	Waddell	46
1906	Waddell	43
1907	Waddell	44
1908	Vickers	53
1909	Plank	34
	Bender	34
1910	Coombs	45
1911	Coombs	47
1912	Coombs	40
1913	Bender	48
1914	Bush	38
	Shawkey	38
1915	Wyckoff	43
1916	Myers	44
1917	Myers	38
1918	Perry	44
1919	Kinney	43
1920	Perry	42
	Naylor	42
1921	Rommel	46
1922	Rommel	51

1923	Rommel	56
1924	Rommel	43
1925	Walberg	53
1926	Pate	47
1927	Grove	51
1928	Rommel	43
1929	Earnshaw	44
1930	Grove	50
1931	Walberg	44
1932	Grove	44
1933	Grove	45
1934	Cascarella	42
1935	Dietrich	43
1936	Kelley	35
	Rhodes	35
1937	Kelley	41
1938	Smith	43
1939	Dean	54
1940	Heusser	41
1941	Ferrick	36
1942	Marchildon	38
1943	Wolff	41
1944	Berry	53
1945	Berry	52
1946	Savage	40
1947	Christopher	44
	Savage	44
1948	Harris	45
1949	Kellner	38
	Scheib	38
1950	Brissie	46
1951	Scheib	46
1952	Hooper	43
1953	Martin	58
1954	Burtschy	38
1955	Gorman	57
1956	Crimian	54
1957	Trucks	48
1958	Gorman	50
1959	Grim	40
1960	Kutyna	51
1961	Kunkel	58
1962	Wyatt	59
1963	Wyatt	63
1964	Wyatt	81
1965	Dickson	68
1966	Aker	66
1967	Aker	57
1968	Aker	54

ATHLETICS TOP HITTING STREAKS

G	Player	Year	G	Player	Year	G	Player	Year
29	Bill Lamar	1925	22	Tilly Walker	1919	20	Tillie Walker	1921
28	Bing Miller	1929		Al Simmons	1925		Mule Haas	1929
27	Socks Seybold	1901		Jimmie Foxx	1929		Al Simmons	1929
	Al Simmons	1931		Doc Cramer	1932		Doc Cramer	1932-33
26	Bob Johnson	1938		Doc Cramer	1934		Wally Moses	1938
25	Jason Giambi	1997		Hector Lopez	1957		Benny McCoy	1941
24	Ferris Fain	1952		Vic Power	1958		Hank Majeski	1948-49
	Carney Lansford	1984		Eric Byrnes	2003		Dave Philley	1953
	Miguel Tejada	2002	21	Bob Johnson	1935		Hal Smith	1958
23	Jimmy Dykes	1925-26		Ty Cobb	1927		Jerry Lumpe	1962
	Al Simmons	1925						

Athletics Year-By-Year Pitching Leaders, continued

1969 Lindblad..... 60	1911 Coombs..... 40	1971 Blue..... 39	1909 Plank..... 24
Fingers..... 60	1912 Coombs..... 32	1972 Hunter..... 37	Bender..... 24
1970 Grant..... 72	1913 Brown..... 35	1973 Holtzman..... 40	1910 Coombs..... 35
1971 Fingers..... 48	1914 Shawkey..... 31	1974 Hunter..... 41	1911 Coombs..... 26
1972 Fingers..... 65	1915 Wyckoff..... 34	1975 Holtzman..... 38	1912 Plank..... 24
1973 Fingers..... 62	1916 Myers..... 35	Blue..... 38	1913 Plank..... 18
1974 Fingers..... 76	1917 Bush..... 31	1976 Torrez..... 39	1914 Shawkey..... 18
1975 Fingers..... 75	1918 Perry..... 36	1977 Blue..... 38	1915 Wyckoff..... 20
1976 Fingers..... 70	1919 Johnson..... 25	1978 Keough..... 32	1916 Myers..... 31
1977 Lacey..... 64	1920 Naylor..... 36	1979 Langford..... 29	1917 Bush..... 17
1978 Lacey..... 74	1921 Rommel..... 32	1980 Langford..... 33	1918 Perry..... 30
1979 Heaverlo..... 62	1922 Rommel..... 33	Norris..... 33	1919 Naylor..... 17
1980 Lacey..... 47	1923 Hasty..... 36	1981 Langford..... 24	1920 Perry..... 20
1981 Jones..... 33	1924 Rommel..... 34	1982 Keough..... 34	Naylor..... 20
1982 Underwood..... 56	1925 Harriss..... 33	1983 Codiroli..... 31	1921 Rommel..... 20
1983 Underwood..... 51	1926 Grove..... 33	1984 McCatty..... 30	1922 Rommel..... 22
1984 Caudill..... 68	1927 Walberg..... 34	1985 Codiroli..... 37	1923 Rommel..... 19
1985 Howell..... 63	1928 Grove..... 31	1986 Young..... 27	1924 Rommel..... 21
1986 Ontiveros..... 46	1929 Grove..... 37	1987 Stewart..... 37	1925 Harriss..... 15
1987 Eckersley..... 54	1930 Earnshaw..... 39	1988 Stewart..... 37	1926 Grove..... 20
Nelson..... 54	1931 Walberg..... 35	1989 Stewart..... 36	1927 Walberg..... 15
1988 Eckersley..... 60	1932 Walberg..... 34	1990 Stewart..... 36	1928 Grove..... 24
1989 Honeycutt..... 64	1933 Cain..... 32	1991 Stewart..... 35	1929 Grove..... 21
1990 Eckersley..... 63	1934 Cain..... 32	Welch..... 35	1930 Grove..... 22
1991 Eckersley..... 67	1935 Marcum..... 27	1992 Moore..... 36	1931 Grove..... 27
1992 Eckersley..... 69	1936 Rhodes..... 28	1993 Witt..... 33	1932 Grove..... 27
1993 Eckersley..... 64	1937 Caster..... 33	1994 Darling..... 25	1933 Grove..... 21
1994 Eckersley..... 45	1938 Caster..... 40	1995 Stottlmyre..... 31	1934 Marcum..... 17
1995 Eckersley..... 52	1939 Ross..... 28	1996 Wengert..... 25	1935 Marcum..... 19
1996 Groom..... 72	1940 Babich..... 30	1997 Karsay..... 24	1936 Kelley..... 20
Mohler..... 72	1941 Marchildon..... 27	1998 Rogers..... 34	1937 Caster..... 19
1997 Groom..... 78	1942 Marchildon..... 31	1999 Heredia..... 33	1938 Caster..... 20
1998 Groom..... 75	1943 Flores..... 27	2000 Hudson..... 32	1939 Nelson..... 12
1999 Groom..... 76	Harris..... 27	2001 Hudson..... 35	1940 Babich..... 16
2000 Tam..... 72	1944 Newsom..... 33	Zito..... 35	1941 Marchildon..... 14
2001 Tam..... 70	1945 Newsom..... 34	2002 Zito..... 35	1942 Marchildon..... 18
2002 Koch..... 84	1946 Marchildon..... 29	2003 Zito..... 35	1943 Harris..... 15
2003 Bradford..... 72	1947 Marchildon..... 35	2004 Zito..... 34	1944 Newsom..... 17
Foulke..... 72	1948 Marchildon..... 30	2005 Zito..... 35	1945 Christopher..... 18
2004 Bradford..... 68	1949 Coleman..... 30	2006 Haren..... 34	1946 Marchildon..... 16
2005 Rincon..... 67	1950 Brissie..... 31	Zito..... 34	1947 Marchildon..... 21
Street..... 67	1951 Kellner..... 29	2007 Blanton..... 34	1948 Fowler..... 16
2006 Calero..... 70	1952 Shantz..... 33	Gaudin..... 34	1949 Kellner..... 19
2007 Embree..... 68	Kellner..... 33	Haren..... 34	1950 Kellner..... 15
2008 Embree..... 70	1953 Byrd..... 37	2008 Smith..... 32	Brissie..... 15
2009 Wuerztz..... 74	1954 Portocarrero..... 33	2009 Cahill..... 32	1951 Shantz..... 13
2010 Breslow..... 75	1955 Kellner..... 24	2010 Gonzalez..... 33	1952 Shantz..... 27
2011 Breslow..... 67	1956 Ditmar..... 34	2011 Cahill..... 34	1953 Kellner..... 14
Fuentes..... 67	1957 Garver..... 23	2012 Milone..... 31	1954 Portocarrero..... 16
2012 Balfour..... 75	1958 Terry..... 33	2013 Griffin..... 32	1955 Ditmar..... 7
2013 Cook..... 71	1959 Garver..... 30	Parker..... 32	1956 Ditmar..... 14
2014 Gregerson..... 72	1960 Daley..... 35	2014 Gray..... 33	1957 Garver..... 6
Otero..... 72	1961 Archer..... 27		1958 Garver..... 10
	1962 Rakow..... 35		1959 Daley..... 12
	1963 Wickersham..... 33		1960 Herbert..... 14
	1964 Segui..... 35		1961 Archer..... 9
	1965 Talbot..... 33		1962 Rakow..... 11
	1966 Hunter..... 25		1963 Drabowsky..... 9
	1967 Hunter..... 35		Pena..... 9
	1968 Dobson..... 34		1964 Pena..... 5
	Hunter..... 34		1965 Segui..... 5
	1969 Dobson..... 35		1966 Nash..... 5
	Hunter..... 35		1967 Hunter..... 13
	1970 Hunter..... 40		1968 Nash..... 12
	Dobson..... 40		1969 Dobson..... 11
		Complete Games	
Games Started		1901 Fraser..... 35	
1901 Fraser..... 37		1902 Plank..... 31	
1902 Plank..... 32		1903 Waddell..... 34	
1903 Plank..... 40		1904 Waddell..... 39	
1904 Waddell..... 46		1905 Plank..... 35	
1905 Plank..... 41		1906 Bender..... 24	
1906 Waddell..... 34		1907 Plank..... 33	
1907 Plank..... 40		1908 Vickers..... 21	
1908 Vickers..... 33		Plank..... 21	
1909 Plank..... 33			
1910 Coombs..... 38			

1970	Dobson	13
1971	Blue	24
1972	Holtzman	16
	Hunter	16
1973	Holtzman	16
1974	Hunter	23
1975	Holtzman	13
	Blue	13
1976	Blue	20
1977	Blue	16
1978	Johnson	7
1979	Langford	14
1980	Langford	28
1981	Langford	18
1982	Langford	15
1983	Codirolri	7
1984	Burris	5
1985	Codirolri	4
1986	Andujar	7
1987	Stewart	8
1988	Stewart	14
1989	Stewart	8
1990	Stewart	11
1991	Welch	7
1992	Darling	4
1993	Witt	5
1994	Witt	5
1995	Ontiveros	2
	Stottlemyre	2
1996	Prieto	2
1997	Oquist	1
	Wengert	1
1998	Rogers	7
1999	Rogers	3
2000	Heredia	2
	Hudson	2
2001	Mulder	6
2002	Hudson	4
2003	Mulder	9
2004	Mulder	5
2005	Haren	3
2006	Haren	2
	Loaiza	2
2007	Blanton	3
2008	Smith	2
2009	Anderson	1
	Tomko	1
2010	Braden	5
2011	McCarthy	5
2012	Milone	1
2013	Colón	3
2014	Gray	2
	Kazmir	2
	Samardzija	2

Saves

1969	Fingers	12
1970	Grant	24
1971	Fingers	17
1972	Fingers	21
1973	Fingers	22
1974	Fingers	18
1975	Fingers	24
1976	Fingers	20
1977	Bair	7
	Lacey	7
1978	Sosa	14

1979	Heaverlo	9
1980	Lacey	6
1981	Beard	3
	Jones	3
1982	Beard	11
1983	Beard	10
1984	Caudill	36
1985	Howell	29
1986	Howell	16
1987	Eckersley	16
	Howell	16
1988	Eckersley	45
1989	Eckersley	33
1990	Eckersley	48
1991	Eckersley	43
1992	Eckersley	51
1993	Eckersley	36
1994	Eckersley	19
1995	Eckersley	29
1996	Taylor	17
1997	Taylor	23
1998	Taylor	33
1999	Taylor	26
2000	Isringhausen	33
2001	Isringhausen	34
2002	Koch	44
2003	Foulke	43
2004	Dotel	22
2005	Street	23
2006	Street	37
2007	Embree	17
2008	Street	18
2009	Bailey	26
2010	Bailey	25
2011	Bailey	24
2012	Balfour	24
2013	Balfour	38
2014	Doolittle	22

Innings Pitched

1901	Fraser	331
1902	Plank	300
1903	Plank	336
1904	Waddell	383
1905	Plank	347
1906	Waddell	273
1907	Plank	344
1908	Vickers	300
1909	Plank	275
1910	Coombs	353
1911	Coombs	337
1912	Coombs	262
1913	Bender	237
1914	Shawkey	237
1915	Wyckoff	276
1916	Myers	315
1917	Myers	233
1918	Bury	332
1919	Naylor	205
1920	Perry	264
1921	Rommel	285
1922	Rommel	294
1923	Rommel	298
1924	Rommel	278
1925	Rommel	261
1926	Grove	258
1927	Grove	262

1928	Grove	262
1929	Grove	275
1930	Earnshaw	296
1931	Walberg	291
1932	Grove	292
1933	Grove	275
1934	Marcum	232
1935	Marcum	243
1936	Kelley	235
1937	Caster	232
1938	Caster	281
1939	Nelson	198
1940	Babich	229
1941	Marchildon	204
1942	Marchildon	244
1943	Flores	231
1944	Newsom	265
1945	Newsom	257
1946	Marchildon	227
1947	Marchildon	277
1948	Marchildon	226
1949	Kellner	245
1950	Brissie	246
1951	Kellner	210
1952	Shantz	280
1953	Byrd	237
1954	Portocarrero	248
1955	Ditmar	175
1956	Ditmar	254
1957	Garver	145
1958	Terry	217
1959	Daley	216
1960	Herbert	253
1961	Archer	205
1962	Rakow	235
1963	Wickersham	238
1964	Pena	219
1965	Talbot	198
1966	Krausse	178
1967	Hunter	260
1968	Hunter	234
1969	Hunter	247
1970	Dobson	267
1971	Blue	213
1972	Hunter	295
1973	Holtzman	297
1974	Hunter	318
1975	Blue	278
1976	Blue	298
1977	Blue	279.2
1978	Keough	197.1
1979	Langford	219.0
1980	Langford	290.0
1981	Langford	195.1
1982	Langford	237.1
1983	Codirolri	205.2
1984	Burris	211.2
1985	Codirolri	226.0
1986	Young	198.0
1987	Stewart	261.1
1988	Stewart	275.2
1989	Stewart	257.2
1990	Stewart	267.0
1991	Stewart	226.0
1992	Moore	223.0
1993	Witt	220.0
1994	Darling	160.0

1995	Stottlemyre	209.2
1996	Wengert	161.1
1997	Wengert	134.0
1998	Rogers	238.2
1999	Heredia	200.1
2000	Hudson	202.1
2001	Hudson	235.0
2002	Hudson	238.1
2003	Hudson	240.0
2004	Mulder	225.2
2005	Zito	228.1
2006	Haren	223.0
2007	Blanton	230.0
2008	Smith	190.1
2009	Cahill	178.2
2010	Gonzalez	200.2
2011	Cahill	207.2
2012	Milone	190.0
2013	Griffin	200.0
2014	Gray	219.0

Strikeouts

1901	Fraser	110
1902	Waddell	210
1903	Waddell	302
1904	Waddell	349
1905	Waddell	287
1906	Waddell	196
1907	Waddell	232
1908	Dygart	164
1909	Bender	161
1910	Coombs	224
1911	Coombs	185
1912	Coombs	120
1913	Plank	151
1914	Plank	110
1915	Wyckoff	157
1916	Myers	182
1917	Bush	121
1918	Perry	81
1919	Kinney	97
1920	Naylor	90
1921	Harris	92
1922	Harris	102
1923	Harris	89
1924	Rommel	72
1925	Grove	116
1926	Grove	194
1927	Grove	174
1928	Grove	183
1929	Grove	170
1930	Grove	209
1931	Grove	175
1932	Grove	188
1933	Grove	114
1934	Marcum	92
1935	Marcum	99
1936	Kelley	82
1937	Caster	100
1938	Caster	112
1939	Nelson	75
1940	Babich	94
1941	Marchildon	74
1942	Marchildon	110
1943	Flores	113
1944	Newsom	142
1945	Newsom	127

Athletics Year-By-Year Pitching Leaders, continued

1946 Marchildon 95	1994 Witt 111	1925 Grove 131	1973 Blue 105
1947 Marchildon 127	1995 Stottlemyre . . . 205	1926 Grove 101	1974 Blue 98
1948 Brissie 128	1996 Reyes 78	1927 Walberg 91	1975 Holtzman 108
1949 Brissie 118	1997 Karsay 92	1928 Earnshaw 100	1976 Torrez 87
1950 Brissie 101	1998 Rogers 138	1929 Earnshaw 125	1977 Blue 86
1951 Kellner 94	1999 Hudson 132	1930 Earnshaw 139	1978 Keough 85
1952 Shantz 152	2000 Hudson 169	1931 Walberg 109	1979 Norris 94
1953 Byrd 122	2001 Zito 205	1932 Walberg 103	1980 McCatty 99
1954 Portocarrero 132	2002 Zito 182	1933 Cain 137	1981 Norris 63
1955 Ditmar 79	2003 Hudson 162	1934 Cain 128	1982 Keough 101
1956 Ditmar 126	2004 Harden 167	1935 Dietrich 101	1983 Conroy 98
1957 Terry 80	2005 Zito 171	1936 Rhodes 102	1984 Burris 90
1958 Terry 134	2006 Haren 176	1937 Caster 107	1985 Birtsas 91
1959 Daley 125	2007 Haren 192	1938 Caster 117	1986 Rijo 108
1960 Daley 126	2008 Eveland 118	1939 Ross 95	1987 Stewart 105
1961 Archer 110	2009 Anderson 150	1940 Babich 80	1988 Stewart 110
1962 Rakow 159	2010 Gonzalez 171	1941 Marchildon 118	1989 Moore 83
1963 Pena 128	2011 Gonzalez 197	1942 Marchildon 140	1990 Moore 84
1964 Pena 184	2012 Parker 140	1943 Black 110	1991 Moore 105
1965 Segui 119	2013 Griffin 171	1944 Newsom 82	Stewart 105
1966 Hunter 103	2014 Gray 183	1945 Newsom 103	1992 Moore 103
1967 Hunter 196		1946 Marchildon 114	1993 Witt 91
1968 Hunter 172	Walks	1947 Marchildon 141	1994 Van Poppel 89
1969 Odom 150	1901 Fraser 132	1948 Marchildon 131	1995 Stottlemyre 80
Hunter 150	1902 Husting 91	1949 Kellner 129	1996 Johns 69
1970 Hunter 178	1903 Waddell 85	1950 Brissie 117	1997 Prieto 70
1971 Blue 301	1904 Waddell 91	1951 Kellner 93	1998 Haynes 88
1972 Hunter 191	1905 Waddell 90	1952 Byrd 98	1999 Haynes 80
1973 Blue 158	Bender 90	1953 Byrd 115	2000 Appier 102
1974 Blue 174	1906 Waddell 92	1954 Portocarrero 114	2001 Zito 80
1975 Blue 189	1907 Plank 85	1955 Ditmar 86	2002 Zito 78
1976 Blue 166	Dyger 85	1956 Ditmar 108	2003 Zito 88
1977 Blue 157	1908 Dyger 97	1957 Trucks 62	2004 Mulder 83
1978 Keough 108	1909 Coombs 73	1958 Garver 66	2005 Zito 89
1979 Langford 101	1910 Morgan 117	1959 Daley 62	2006 Zito 99
1980 Norris 180	1911 Coombs 119	Herbert 62	2007 Gaudin 100
1981 McCatty 91	1912 Coombs 94	1960 Daley 96	2008 Smith 87
1982 Norris 83	1913 Houck 122	1961 Walker 96	2009 Cahill 72
1983 Conroy 112	1914 Wyckoff 103	1962 Pfister 106	2010 Gonzalez 92
1984 Burris 93	1915 Wyckoff 165	1963 Wickersham 79	2011 Gonzalez 91
1985 Codiroli 111	1916 Myers 168	1964 Segui 94	2012 Parker 63
1986 Rijo 176	1917 Bush 111	1965 Talbot 86	2013 Parker 63
1987 Stewart 205	1918 Perry 111	1966 Hunter 64	2014 Gray 74
1988 Stewart 192	1919 Kinney 91	1967 Nash 87	
1989 Moore 172	1920 Naylor 86	1968 Odom 98	Bold denotes tied or led league
1990 Stewart 166	1921 Moore 122	1969 Odom 112	
1991 Moore 153	1922 Harriss 94	1970 Odom 100	
1992 Stewart 130	1923 Rommel 108	1971 Blue 88	
1993 Witt 131	1924 Rommel 94	1972 Odom 87	

OAKLAND'S 20-GAME WINNING STREAK, 2002

Date	Opponent	Score	Date	Opponent	Score
Aug. 13	Toronto	5-4	Aug. 24	at Detroit	12-3
Aug. 14	Toronto	4-2	Aug. 25	at Detroit	10-7
Aug. 16	Chicago	1-0	Aug. 26	at Kansas City	6-3
Aug. 17	Chicago	9-2	Aug. 27	at Kansas City	6-4
Aug. 18	Chicago	7-4	Aug. 28	at Kansas City	7-1
Aug. 19	at Cleveland	8-1	Aug. 30	Minnesota	4-2
Aug. 20	at Cleveland	6-3	Aug. 31	Minnesota	6-3
Aug. 21	at Cleveland	6-0	Sept. 1	Minnesota	7-5
Aug. 22	at Cleveland	9-3	Sept. 2	Kansas City	7-6
Aug. 23	at Detroit	9-1	Sept. 4	Kansas City	12-11

ATHLETICS HOME RUN HISTORY

20 OR MORE HOME RUNS IN A SEASON

NO.	PLAYER	YEAR	NO.	PLAYER	YEAR	NO.	PLAYER	YEAR
58	Jimmie Foxx	1932	30	Jimmie Foxx	1931	23	Tilly Walker	1921
52	Mark McGwire	1996		Bob Johnson	1938		Mickey Cochrane	1932
49	Mark McGwire	1987		Gus Zernial	1955		Mike Higgins	1935
48	Jimmie Foxx	1933		Dave Kingman	1985		Bob Johnson	1939
47	Reggie Jackson	1969		Miguel Tejada	2000		Sam Chapman	1940
44	Jimmie Foxx	1934		Brandon Moss	2013		Eddie Joost	1949
	Jose Canseco	1991	29	Gus Zernial	1952		Sam Chapman	1950
43	Jason Giambi	2000		Reggie Jackson	1968		Ken Harrelson	1965
42	Gus Zernial	1953		Sal Bando	1973		Reggie Jackson	1970
	Jose Canseco	1988		Reggie Jackson	1974		Billy Williams	1975
	Mark McGwire	1992		Gene Tenace	1975		Ruben Sierra	1994
39	Mark McGwire	1990		Eric Chavez	2003		Jose Canseco	1997
	Mark McGwire	1995		Eric Chavez	2004		Jermaine Dye	2004
	Frank Thomas	2006		Josh Willingham	2011		Yoenis Céspedes	2012
38	Bob Cerv	1958		Josh Donaldson	2014	22	Al Simmons	1931
	Matt Stairs	1999	28	Bob Johnson	1935		Bob Johnson	1941
	Jason Giambi	2001		Jim Gentile	1964		Eddie Robinson	1953
37	Tilly Walker	1922		Tony Armas	1982		Bert Campaneris	1970
	Jimmie Foxx	1930		Rickey Henderson	1990		Sal Bando	1974
	Jose Canseco	1990		Ben Grieve	1999		Joe Rudi	1974
36	Al Simmons	1930	27	Joe Hauser	1924		Gene Tenace	1976
	Jimmie Foxx	1935		Gus Zernial	1957		Wayne Gross	1977
	Reggie Jackson	1975		Don Mincher	1970		Jeff Newman	1979
	Geronimo Berroa	1996		Sal Bando	1976		Tony Armas	1981
35	Al Simmons	1932		Dwayne Murphy	1982		Mike Davis	1987
	Tony Armas	1980		Matt Stairs	1997		Dave Parker	1989
	Dave Kingman	1984		Jason Giambi	1998		Mark McGwire	1991
	Dave Kingman	1986		Ben Grieve	2000		Jose Canseco	1992
	Terry Steinbach	1996		Miguel Tejada	2003		Ruben Sierra	1993
	John Jaha	1999		Eric Chavez	2005		Geronimo Berroa	1995
	Nick Swisher	2006	26	Mike Epstein	1972		Scott Brosius	1996
34	Al Simmons	1929		Gene Tenace	1974		Bobby Crosby	2004
	Bob Johnson	1934		Matt Stairs	1998		Erubiel Durazo	2004
	Rocky Colavito	1964		Eric Chavez	2000		Eric Chavez	2006
	Mark McGwire	1997		Jack Cust	2007		Nick Swisher	2007
	Eric Chavez	2002		Yoenis Céspedes	2013		Coco Crisp	2013
	Miguel Tejada	2002	25	Bob Johnson	1936	21	Bing Miller	1922
33	Jimmie Foxx	1929		Bob Johnson	1937		Bob Johnson	1933
	Gus Zernial	1951		Wally Moses	1937		Harry Simpson	1956
	Dwayne Murphy	1984		Sam Chapman	1941		Joe Rudi	1975
	Jose Canseco	1986		Norm Siebern	1962		Mitchell Page	1977
	Mark McGwire	1989		Reggie Jackson	1972		Miguel Tejada	1999
	Jason Giambi	1999		Dave Henderson	1991		Matt Stairs	2000
	Jack Cust	2008		Jack Cust	2009		Erubiel Durazo	2003
32	Reggie Jackson	1971		Brandon Moss	2014		Ramon Hernandez	2003
	Reggie Jackson	1973	24	Al Simmons	1925		Nick Swisher	2005
	Mark McGwire	1988		Sam Chapman	1949		Brandon Moss	2012
	Eric Chavez	2001		Sal Bando	1971	20	Frankie Hayes	1939
	Josh Reddick	2012		Gene Tenace	1973		Sam Chapman	1946
31	Bob Johnson	1940		Mike Davis	1985		Eddie Joost	1952
	Sal Bando	1969		Dave Henderson	1988		Woodie Held	1957
	Jose Canseco	1987		Jermaine Dye	2002		Bob Cerv	1959
	Miguel Tejada	2001		Josh Donaldson	2013		Sal Bando	1970
							Dwayne Murphy	1985
							Dave Henderson	1990
							Harold Baines	1991
							Dave Henderson	1993
							Jason Giambi	1996
							Jason Giambi	1997
							Eric Byrnes	2004

Athletics Home Run History, continued

HOME RUN LEADERS BY POSITION

Franchise – Career

P	John Odom (1964-75)	12
C	Terry Steinbach (1986-96)	116
1B	Mark McGwire (1986-97)	349
2B	Mark Ellis (2002-11)	84
3B	Eric Chavez (1998-10)	223
SS	Miguel Tejada (1997-03)	156
LF	Bob Johnson (1933-42)	201
CF	Dwayne Murphy (1978-87)	152
RF	Reggie Jackson (1967-75; 87)	225
DH	Dave Kingman (1984-86)	98

Franchise – Season

P	John Odom (1969)	5
C	Terry Steinbach (1996)	34
1B	Jimmie Foxx (1932)	51
2B	Mark Ellis (2007)	19
3B	Eric Chavez (2001)	32
SS	Miguel Tejada (2002)	34
LF	Gus Zernial (1953)	41
CF	Dwayne Murphy (1984)	33
RF	Reggie Jackson (1969)	45
DH	Frank Thomas (2006)	39

Oakland – Career

P	John Odom (1968-75)	12
C	Terry Steinbach (1986-96)	116
1B	Mark McGwire (1986-97)	349
2B	Mark Ellis (2002-11)	84
3B	Eric Chavez (1998-10)	223
SS	Miguel Tejada (1997-03)	156
LF	Rickey Henderson (1979-84; 89-95; 98)	156
CF	Dwayne Murphy (1978-87)	152
RF	Reggie Jackson (1968-75; 87)	225
DH	Dave Kingman (1984-86)	98

Oakland – Season

P	John Odom (1969)	5
C	Terry Steinbach (1996)	34
1B	Mark McGwire (1987)	48
2B	Mark Ellis (2007)	19
3B	Eric Chavez (2001)	32
SS	Miguel Tejada (2002)	34
LF	Ben Grieve (1999)	28
CF	Dwayne Murphy (1984)	33
RF	Reggie Jackson (1969)	45
DH	Frank Thomas (2006)	39

GRAND SLAM LEADERS

Franchise – Career

1.	Jimmie Foxx (1925-35)	9
	Sam Chapman (1938-41, 45-51)	9
	Gus Zernial (1951-57)	9
	Mark McGwire (1986-97)	9
5.	Bob Johnson (1933-42)	8
	Terry Steinbach (1986-96)	8
	Jason Giambi (1995-01)	8
8.	Sal Bando (1966-76)	7
	Matt Stairs (1996-00)	7
	Miguel Tejada (1997-03)	7

Franchise – Season

1.	Jason Giambi (2000)	4
2.	Jimmie Foxx (1932)	3
	Jimmie Foxx (1934)	3
	Bob Johnson (1938)	3
	Gus Zernial (1952)	3
	Gene Tenace (1974)	3
	Dave Kingman (1984)	3
	Ben Grieve (2000)	3
	Miguel Tejada (2001)	3
	Brandon Moss (2014)	3

Oakland – Career

1.	Mark McGwire (1986-97)	9
2.	Terry Steinbach (1986-96)	8
	Jason Giambi (1995-01; 09)	8
4.	Sal Bando (1968-76)	7
	Matt Stairs (1996-00)	7
	Miguel Tejada (1997-03)	7
7.	Gene Tenace (1969-76)	7
8.	Joe Rudi (1968-76; 82)	5
	Dave Kingman (1984-86)	5
	Eric Chavez (1998-10)	5

Oakland – Season

1.	Jason Giambi (2000)	4
2.	Gene Tenace (1974)	3
	Dave Kingman (1984)	3
	Ben Grieve (2000)	3
	Miguel Tejada (2001)	3
	Brandon Moss (2014)	3
7.	25 times; last: Brandon Inge (2012)	2

INSIDE-THE-PARK HOME RUN LEADERS

Franchise – Career

1.	Danny Murphy (1902-13)	18
2.	Harry Davis (1901-11; 13-17)	9
	Stuffy McInnis (1909-17)	9
4.	Jimmie Foxx (1925-35)	8
5.	Eddie Collins (1906-14; 27-30)	7

Franchise – Season

1.	Danny Murphy (1904)	4
2.	10 times; last Jimmie Foxx (1931)	3

Oakland – Career

1.	Reggie Jackson (1968-75; 87)	4
2.	18 times	1

Oakland – Season

1.	Reggie Jackson (1968)	2
2.	20 times; last Nick Swisher (2006)	1

PINCH HIT HOME RUN LEADERS

Franchise – Career

1.	Gus Zernial (1951-57)	5
	Jeff Burroughs (1982-84)	5
	Mark McGwire (1986-97)	5
	Terry Steinbach (1986-96)	5
	Mike Aldrete (1993-95)	5
6.	Five times	4

Franchise – Season

1.	Jeff Burroughs (1982)	4
2.	Allie Clark (1952)	3
	Kite Thomas (1952)	3
	Bob Cerv (1957)	3
	Frank Fernandez (1970)	3
	Rich McKinney (1977)	3
	Jeff Newman (1978)	3
	Derek Norris (2013)	3

Oakland – Career

1.	Jeff Burroughs (1982-84)	5
	Mark McGwire (1986-87)	5
	Terry Steinbach (1986-96)	5
	Mike Aldrete (1993-95)	5
5.	Matt Stairs (1996-00)	4
	Olmedo Saenz (1999-02)	4
	Derek Norris (2012-14)	4

Oakland – Season

1.	Jeff Burroughs (1982)	4
2.	Frank Fernandez (1970)	3
	Rich McKinney (1977)	3
	Jeff Newman (1978)	3
	Derek Norris (2013)	3
6.	10 times; last: John Jaso (2014)	2

LEAD OFF HOME RUN LEADERS

Franchise – Career

1.	Rickey Henderson (1979-84; 89-95; 98)	43
2.	Eddie Joost (1947-54)	19
3.	Bert Campaneris (1964-76)	13
	Coco Crisp (2010-14)	13
5.	Max Bishop (1924-33)	9
6.	Wally Moses (1935-41; 49-51)	7

Franchise – Season

1.	Rickey Henderson (1993)	7
2.	Eddie Joost (1948)	6
	Bert Campaneris (1970)	6
4.	Rickey Henderson (1990)	5
	Rickey Henderson (1991)	5
	Rickey Henderson (1992)	5
	Coco Crisp (2013)	5

Oakland – Career

1.	Rickey Henderson (1979-84; 89-95; 98)	43
2.	Coco Crisp (2010-14)	13
3.	Bert Campaneris (1968-76)	10
4.	Mark Kotsay (2004-07)	5
5.	Eric Byrnes (2000-04)	4
	Tony Phillips (1982-89; 99)	4

Oakland – Season

1.	Rickey Henderson (1993)	7
2.	Bert Campaneris (1970)	6
3.	Rickey Henderson (1990)	5
	Rickey Henderson (1991)	5
	Rickey Henderson (1992)	5
	Coco Crisp (2013)	5

GAME ENDING HOME RUN LEADERS

Franchise – Career

1.	Reggie Jackson (1967-75; 87)	5
	Rickey Henderson (1979-84; 89-95; 98)	5
	Matt Stairs (1996-00)	5
4.	Jimmie Foxx (1925-35)	4
	Al Simmons (1924-32; 40-41; 44)	4
	Dwayne Murphy (1978-87)	4
	Josh Donaldson (2010, 12-14)	4

Franchise – Season

1.	Reggie Jackson (1971)	3
	Dave Kingman (1986)	3
	Matt Stairs (1999)	3
	Josh Donaldson (2014)	3
5.	eight times	2

Oakland – Career

1.	Reggie Jackson (1968-75; 87)	5
	Rickey Henderson (1979-84; 89-95; 98)	5
	Matt Stairs (1996-00)	5
4.	Dwayne Murphy (1978-87)	4
	Josh Donaldson (2010, 12-14)	4
6.	nine times	3

Oakland – Season

1.	Reggie Jackson (1971)	3
	Dave Kingman (1986)	3
	Matt Stairs (1999)	3
	Josh Donaldson (2014)	3
5.	seven times; last: Brandon Moss (2013)	2

OAKLAND ATHLETICS DAY/NIGHT DOUBLEHEADERS

Date	Opponent	Site	Day Game	Night Game
August 10, 1971	Boston	Fenway Park	W, 6-5	W, 7-5
July 22, 1972	Boston	Fenway Park	W, 5-3	L, 0-3
July 17, 2000	Colorado	Coors Field	W, 11-10	L, 9-10 (10 inn.)
September 20, 2000	Baltimore	Camden Yards	L, 0-2	W, 4-0
August 27, 2011	Boston	Fenway Park	L, 3-9	L, 0-4
April 2, 2014	Cleveland	O.co Coliseum	W, 6-1	L, 4-6

Athletics Home Run History, continued

ATHLETICS GAMES OF FIVE OR MORE HOME RUNS

No.	Opponent	H/A	Date	Hitters
8	California	A	June 27, 1996	Berroa, Brosius 2, Giambi, Herrera, McGwire, Steinbach, Young
7	Detroit	H	June 3, 1921	Dugan, Dykes 2, Perkins, Walker, Welch 2
7	Cleveland (2)	A	July 6, 1990	Canseco, R. Henderson 2, Lansford, McGwire 2, Quirk
6	Cleveland	H	July 18, 1980	Armas 2, Essian, Murphy, Page 2
6	Minnesota	H	Aug. 3, 1991	Baines, Canseco, D. Henderson 3, McGwire
6	Boston	H	Aug. 21, 1997	Bellhorn, Canseco, Giambi, McDonald, Spiezio, Young
6	Toronto	H	Aug. 18, 1998	Christenson, Giambi, Spiezio 2, Stairs 2
6	Cleveland	H	Aug. 24, 1999	Hinch, Jaha 2, Spiezio, Velarde 2
6	Tampa Bay	H	Sept. 9, 2000	Ja. Giambi 2, Grieve, Hernandez, Long, Tejada
6	Anaheim	H	Sept. 11, 2003	Byrnes, Chavez 2, Ellis, Hernandez, McMillon
6	Kansas City	A	May 10, 2007	Chavez, Cust 2, Johnson 2, Putnam
6	Arizona	A	June 17, 2008	Ellis 2, Chavez, Crosby, Davis, Suzuki
5*	Detroit	H	May 26, 2014	Blanks, Céspedes, Donaldson, Moss, Norris

* 40 times total; game listed is most recent

OPPONENT GAMES OF FIVE OR MORE HOME RUNS

No.	Opponent	H/A	Date	Hitters
7	Seattle	A	Apr. 11, 1985	Cowens, Bradley, Presley, Thomas 3, Henderson
6	Detroit	H	Aug. 17, 1969	Northrup, Wert, Tresh, Kaline 2, Stanley
6	Seattle	A	Aug. 2, 1983	Owen, D. Henderson 2, S. Henderson 2, Ramos
6	California	A	Apr. 23, 1985	Jackson 2, Narron, Schofield, Grich, DeCinces
6	Minnesota	H	Aug. 15, 1993	Brito 2, Puckett 2, Harper, Reboulet
6	Boston	A	Apr. 19, 1994	Vaughn 2, Cooper, Naehring 2, Greenwell
5*	Los Angeles	H	Aug. 8, 2012	Morales 2, Hunter, Iannetta, Trumbo

*24 times total; game listed most recent

MOST HOME RUNS, INNING – ATHLETICS

No.	Opponent	H/A	Date	Hitters
4	Boston	H	Aug. 21, 1997	Giambi, Young, McDonald, Canseco (3)
4	Tampa Bay	H	Sept. 1, 1999	Tejada, Chavez, Giambi, Jaha (4)
4	Chicago	H	Apr. 27, 2002	Hatteberg, Long, Pena, Menechino (3)

MOST HOME RUNS, INNING – OPPONENTS

No.	Opponent	H/A	Date	Hitters
5	Minnesota	A	June 9, 1966	Rollins, Versalles, Oliva, Mincher, Killebrew (7)
4	Boston	H	Sept. 24, 1940	Williams, Foxx, Cronin, Tabor (6)
4	Boston	H	Aug. 26, 1957	Zauchin, Lepcio, Malzone, Piersall (7)
4	Minnesota	H	May 2, 1964	Oliva, Allison, Hall, Killebrew (11)
4	Minnesota	A	May 16, 1983	Mitchell, Gaetti, Hatcher, Engle (9)
4	Seattle	A	Sept. 21, 1996	Rodriguez, Griffey, Martinez, Sorrento (3)

CONSECUTIVE HOME RUNS - ATHLETICS

No.	Opponent	H/A	Date	Hitters
3	Washington	H	May 2, 1922	Walker, Perkins, Miller
3	Cleveland	H	June 18, 1930	Simmons, Foxx, Miller
3	St. Louis	A	July 17, 1934	Johnson, Foxx, Higgins
3	New York	H	Aug. 19, 1962	Cimoli, Causey, Bryan
3	Minnesota (G1)	H	June 22, 1969	Kubiak, Jackson, Bando
3	Kansas City	H	June 19, 1979	Gross, Revering, Heath
3	Cleveland	A	June 3, 1980	Revering, Page, Armas
3	Cleveland	A	May 16, 1990	Canseco, McGwire, Hassey
3	Cleveland	A	July 6, 1990	R. Henderson, Lansford, Canseco
3	Kansas City	A	June 16, 2000	Chavez, Tejada, Hernandez
3	Kansas City	H	June 23, 2000	Velarde, Ja. Giambi, Grieve
3	Texas	H	April 15, 2006	Chavez, Thomas, Bradley

CONSECUTIVE HOME RUNS - OPPONENTS

No.	Opponent	H/A	Date	Hitters
4	Minnesota	H	May 2, 1964	Oliva, Allison, Hall, Killebrew
3	16 times, most recent:			
	Los Angeles	H	Sept. 18, 2008	Morales, Napoli, Wood
	Seattle	A	Sept. 21, 1996	Rodriguez, Griffey, Martinez
	Kansas City	A	Aug. 28, 1986	Brett, White, Quirk
	Toronto	A	Apr. 26, 1984	Upshaw, Bell, Barfield
	Seattle	A	Aug. 2, 1983	S. Henderson, D. Henderson, Ramos
	Milwaukee	H	June 5, 1982	Young, Cooper, Oglivie
	Baltimore	A	May 8, 1979	Murray, May, Roenicke

MOST HOME RUNS — ATHLETICS

HR	Player	Date	HR	Player	Date
3	Joe Hauser at Cleveland.....	Aug. 2, 1924	3	Dave Kingman at Seattle	April 16, 1984
3	Mickey Cochrane at St. Louis.....	May 21, 1925	3	Mark McGwire at Cleveland.....	June 27, 1987
3	Jimmie Foxx at Cleveland.....	July 10, 1932	3	Jose Canseco at Toronto	July 3, 1988
3	Al Simmons vs. Detroit.....	July 15, 1932	3	Harold Baines vs. Baltimore.....	May 7, 1991
3	Jimmie Foxx vs. New York	June 8, 1933	3	Dave Henderson vs. Minnesota.....	Aug. 3, 1991
3	Ed Coleman vs. Chicago.....	Aug. 17, 1934	3	Mark McGwire at Boston.....	June 11, 1995
3	Pinky Higgins vs. Boston	June 27, 1935	3	Ernie Young vs. Minnesota	May 10, 1996
3	Sam Chapman vs. Boston	Aug. 15, 1946	3	Geronimo Berroa	May 22, 1996
3	Hector Lopez vs. Washington.....	June 26, 1958	3	Geronimo Berroa vs. Minnesota.....	Aug. 12, 1996
3	Preston Ward vs. Baltimore	Sept. 9, 1958	3	Miguel Tejada vs. Los Angeles.....	June 11, 1999
3	Bob Cerv vs. Boston	Aug. 20, 1959	3	Miguel Tejada at Texas.....	June 30, 2001
3	Manny Jimenez at Baltimore.....	July 4, 1964	3	Erubiel Durazo at Baltimore.....	Aug. 18, 2004
3	Reggie Jackson vs. Seattle.....	July 2, 1969	3	Josh Reddick at Toronto.....	Aug. 9, 2013

MOST HOME RUNS — OPPONENTS

HR	Player	Date	HR	Player	Date
4	Lou Gehrig, New York (AL)	June 3, 1932	3	Jim King, Washington	June 8, 1964
4	Pat Seerey, Chicago (AL)	July 18, 1948 (G#1)	3	Jim Rice, Boston	Aug. 29, 1977
3	Babe Ruth, New York (AL)	May 21, 1930 (G#1)	3	Larry Hemdon, Detroit	May 18, 1982
3	Lou Gehrig, New York (AL)	May 22, 1930 (G#2)	3	Gorman Thomas, Seattle	April 11, 1985
3	Goose Goslin, St. Louis	Aug. 19, 1930	3	Danny Tartabull, Kansas City.....	July 6, 1991
3	Tony Lazzeri, New York (AL)	May 24, 1936	3	Jack Clark, Boston	July 31, 1991
3	Merv Connors, Chicago (AL)	Sept. 17, 1938 (G#2)	3	Manny Ramirez, Cleveland	Aug. 25, 1999
3	Jim Tabor, Boston	July 4, 1939 (G#2)	3	Juan Gonzalez, Texas	Sept. 24, 1999
3	Al Rosen, Cleveland	April 29, 1952	3	John Buck, Toronto	April 29, 2010
3	Al Kaline, Detroit	April 17, 1955	3	Miguel Cabrera, Detroit	May 28, 2010
3	Lee Thomas, Los Angeles.....	Sept. 5, 1961 (G#2)			

HOME RUN IN FIRST GAME WITH THE OAKLAND A'S

Player	Opponent (Date)
*Joe Keough	at New York (Aug. 7, 1968) (G1)
Don Mincher.....	at Kansas City (April 7, 1970)
*Don Baylor	at California (April 9, 1976)
Earl Williams.....	Minnesota (April 9, 1977)
Mike Heath	Kansas City (June 19, 1979)
*Terry Steinbach	at Cleveland (Sept. 12, 1986)
*Dave Henderson	Seattle (April 4, 1988)
Scott Brosius	Seattle (Aug. 7, 1991)
*Tilson Brito	Milwaukee (Aug. 10, 1997) (G2)
Ed Sprague, Jr.....	Cleveland (Aug. 2, 1998)
Tom Wilson	Chicago-AL (May 19, 2001)
David Justice	Texas (April 1, 2002)

Player	Opponent (Date)
*Erubiel Durazo	Seattle (April 1, 2003)
*Jay Payton	Texas (July 15, 2005)
*Frank Thomas.....	New York (April 3, 2006)
Jack Cust	at Tampa Bay (May 6, 2007)
*Adam Rosales.....	at Los Angeles-AL (April 11, 2010)
*Josh Willingham	Seattle (April 1, 2011)
Jonny Gomes	vs. Seattle at Tokyo (March 29, 2012)
Chris Young	Seattle (April 3, 2013)
*Adam Dunn	Seattle (Sept. 1, 2014)

*indicates players who homered in their first at bat.

Athletics Home Run History, continued

COLISEUM HOME RUNS

Since its opening in 1968 a total of 6,630 Major League home runs have been hit in the Coliseum during the regular season, an average of 141.1 per year.

COLISEUM CAREER HOME RUN LEADERS

Player	No.
Mark McGwire	166
Reggie Jackson	146*
Jose Canseco	122*
Eric Chavez	115
Jason Giambi	115*
Sal Bando	90
Miguel Tejada	83
Rickey Henderson	82*
Dwayne Murphy	67
Matt Stairs	67*

* Home Runs hit while non-Athletic (included in individual total): Canseco (8), Giambi (6), Henderson (3), Jackson (13), Stairs (3)

NON-A'S COLISEUM CAREER HOME RUN LEADERS

Player	No.
Alex Rodriguez	21
Mark Teixeira	20
Rafael Palmeiro	20
Jay Buhner	18
Carlton Fisk	18
Brian Downing	17
Juan Gonzalez	17
Vladimir Guerrero	16
Cal Ripken	16
Danny Tartabull	16*
Frank Thomas	16*
Greg Vaughn	16

* Does not include home runs hit while a member of the Athletics: Tartabull (1), Thomas (27).

OAKLAND ATHLETICS STREAKS

CONSECUTIVE WINS

Overall

20	August 13-September 4, 2002
14	April 23-May 9, 1988
11	August 2-12, 2001
11	April 9-19, 1981
10	June 8-18, 2006
10	August 23-September 2, 2003
10	September 8-18, 1992
9	seven times, last: April 3-12, 2013

Home

20*	August 25, 2001-April 3, 2002
12	August 13-September 14, 2002
11	May 17-June 13, 2013
10	August 11-September 1, 2006
10	April 11-May 3, 1991
9	June 18-July 1, 2005
9	May 2-28, 1999
9	September 6-29, 1992
9	Sept. 26, 1977-April 14, 1978
9	August 7-15, 1976
9	August 19-September 19, 1970

*streak includes final 17 games of 2001 and first three games of 2002

Road

12	August 24-September 12, 2012
12	July 31-August 15, 1971
11	April 9-26, 1981
10	August 19-28, 2002
9	Sept. 24, 1989-April 26, 1990
9	April 23-May 3, 1988
8	July 19-August 2, 2005
8	June 16-24, 2002
8	August 16-31, 2001
8	April 13-26, 1990
8	June 3-10, 1972
8	May 31-June 20, 1971

CONSECUTIVE LOSSES

Overall

14	July 29-August 12, 1977
12*	Sept. 22, 1995-April 4, 1996
12	April 19-30, 1994
11	June 8-18, 1978
10	May 30-June 9, 2011
10	July 28-August 7, 2008
9	seven times, last: May 22-June 1, 2012

*streak includes final nine games of 1995 and first three games of 1996

Home

12	July 29-August 21, 1977
11	Sept. 19, 1978-April 15, 1979
9	June 4-20, 1982
8	June 23-July 9, 1979
8	May 3-22, 1994
8	April 8-May 1, 2001
7	August 20-September 6, 1978
7	June 2-9, 1979
7	September 11-27, 1987
7	August 30-September 17, 1993

Road

15	May 24-June 23, 1986
13	May 31-June 30, 1979
12*	September 5, 1995-April 9, 1996
11	May 21-June 9, 2005
10	May 14-30, 1981
10	April 19-May 6, 1994
9	six times, last: June 29-July 26, 1995

*streak includes final 11 games of 1995 and first game of 1996

ATHLETICS LOW-HIT GAMES

ATHLETICS NO-HITTERS (11 NINE INNINGS; 3 LESS THAN 9)

Date	Pitchers	Opponent	Score
July 22, 1905	Weldon Henley	at St. Louis (1st game)	6-0
Aug. 15, 1905	Rube Waddell	vs. St. Louis*	2-0
Aug. 29, 1906	Jimmy Dygert & Rube Waddell	vs. Chicago*	4-3
Oct. 5, 1907	Rube Vickers	at Washington (2nd game, Perfect Game)*	4-0
May 12, 1910	Chief Bender	vs. Cleveland	4-0
Aug. 26, 1916	Joe Bush	vs. Cleveland	5-0
Sept. 9, 1945	Dick Fowler	vs. St. Louis (2nd game)	1-0
Sept. 3, 1947	Bill McCahan	vs. Washington	3-0
May 8, 1968	Jim Hunter	vs. Minnesota (Perfect Game)	4-0
Sept. 21, 1970	Vida Blue	vs. Minnesota	6-0
Sept. 28, 1975	Vida Blue, Glenn Abbott, Paul Lindblad, Rollie Fingers	vs. California	5-0
Sept. 29, 1983	Mike Warren	vs. Chicago	3-0
June 29, 1990	Dave Stewart	at Toronto	5-0
May 9, 2010	Dallas Braden	vs. Tampa Bay (Perfect Game)	4-0

*5 innings

NO-HITTERS AGAINST ATHLETICS (14)

Date	Pitchers	Opponent	Score
May 5, 1904	Cy Young	at Boston (Perfect Game)	0-3
Sept. 20, 1908	Frank Smith	at Chicago	0-1
Sept. 4, 1923	Sam Jones	vs. New York	0-2
Sept. 7, 1923	Howard Ehmke	vs. Boston	0-4
July 10, 1947	Don Black	at Cleveland (1st game)	0-3
May 6, 1953	Bobo Holloman	at St. Louis	0-6
Aug. 26, 1962	Jack Kralick	at Minnesota	0-1
Aug. 13, 1969	Jim Palmer	at Baltimore	0-8
July 3, 1970	Clyde Wright	at California	0-4
July 30, 1973	Jim Bibby	vs. Texas	0-6
July 19, 1974	Dick Bosman	at Cleveland	0-4
July 28, 1976	John Odom & Francisco Barrios	vs. Chicago	1-2
June 11, 1990	Nolan Ryan	vs. Texas	0-5
July 13, 1991	Bob Milacki, Mike Flanagan, Mark Williamson & Gregg Olson	vs. Baltimore	0-2

OAKLAND ATHLETICS ONE-HITTERS (31)

Date	Pitchers	Broken Up By	Inn.	Opponent	H/A	Score
June 7, 1968	John Odom	Dave Johnson	9 (2 outs)	Baltimore	A	6-1
Aug. 10, 1968	John Odom, Diego Segui, Jack Aker	Frank Howard	1	Washington	A	4-1
May 24, 1970	Chuck Dobson	Gail Hopkins	1	Chicago	A	5-1
Sept. 11, 1970	Vida Blue	Pat Kelly	8	Kansas City	A	3-0
July 16, 1971	Vida Blue	Tony Taylor	4	Detroit	H	4-0
May 31, 1973	Ken Holtzman, Rollie Fingers	Matty Alou	7	New York	A	6-0
June 8, 1975	Ken Holtzman	Tom Verzyer	9 (2 outs)	Detroit	H	4-0
June 10, 1975	Jim Perry	Al Bumby	6	Baltimore	H	4-0
Aug. 28, 1976	Vida Blue	Mickey Stanley	9 (1 out)	Detroit	H	5-2
May 9, 1979	Mike Norris	Gary Roenicke	7	Baltimore	A	4-2
July 5, 1979	Rick Langford	Brian Downing	5	California	A	3-0
June 23, 1984	Tim Conroy, Bill Caudill	Alan Bannister	5	Texas	H	5-1
Oct. 5, 1986	Curt Young	Kevin Seitzer	7	Kansas City	H	6-0
June 9, 1987	Curt Young	Kenny Williams	8	Chicago	H	8-3
Aug. 4, 1988	Dave Stewart	Jay Buhner	3	Seattle	H	2-0
May 26, 1989	Todd Burns, Rick Honeycutt, Eric Plunk	Rickey Henderson	4	New York	A	4-0
Apr. 14, 1992	Ron Darling, Rick Honeycutt	Keith Miller	8	Kansas City	A	1-3
June 23, 1994	Bobby Witt	Greg Gagne	6	Kansas City	H	4-0
May 27, 1995	Steve Ontiveros	Luis Polonia	6	New York	H	3-0
Aug. 28, 2000	Tim Hudson	Frank Thomas	4	Chicago	H	3-0
July 6, 2001	Mark Mulder	Danny Bautista	8	Arizona	A	3-0
July 19, 2002	Cory Lidle	Juan Gonzalez	8	Texas	H	10-0

Athletics Low-Hit Games, continued

Date	Pitchers	Broken Up By	Inn.	Opponent	H/A	Score
August 4, 2002	Cory Lidle, Ricardo Rincon, Chad Bradford, Billy Koch	Wendell Magee	6	Detroit	H	4-0
August 21, 2002	Cory Lidle	Ellis Burks	1	Cleveland	A	6-0
June 26, 2005	Rich Harden, Ron Flores, Kiko Calero	Deivi Cruz	5	San Francisco	H	16-0
April 8, 2006	Barry Zito, Kiko Calero, Joe Kennedy, Huston Street	Richie Sexson	2	Seattle	A	3-0
June 30, 2007	Chad Gaudin, Rich Harden	Johnny Damon	6	New York (AL)	A	7-0
May 24, 2008	Justin Duchscherer, Huston Street	David Ortiz	7	Boston	H	3-0
Sept. 16, 2009	Trevor Cahill, Michael Wuertz, Andrew Bailey	Marlon Byrd	2	Texas	A	4-0
Sept. 23, 2010	Dallas Braden, Brad Ziegler	Nelson Cruz	1	Texas	H	5-0
June 28, 2011	Gio Gonzalez, Andrew Bailey	Emilio Bonifacio	1	Florida	H	1-0

MOST RECENT ONE-HITTERS AGAINST ATHLETICS (29 TOTAL)

Date	Pitchers	Opponent	H/A	Score
May 21, 2014	Erik Bedard, Brad Boxberger, Jake McGee, Joel Peralta, Grant Balfour	Tampa Bay	A	3-2
May 22, 2012	C.J. Wilson, Ernesto Frieri	Los Angeles (AL)	H	0-5
May 19, 2012	Ryan Vogelsong, Javier Lopez, Clay Hensley	San Francisco	A	0-4
April 10, 2012	Danny Duffy, Aaron Crow	Kansas City	H	0-3
Aug. 21, 2011	Luis Perez, Casey Janssen	Toronto	H	0-1
Sept. 2, 2010	CC Sabathia, Jonathan Albaladejo	New York (AL)	A	0-5
Aug. 16, 2010	Shaun Marcum	Toronto	H	1-3
June 7, 2007	Curt Schilling	Boston	H	0-1
July 7, 2006	John Lackey	Los Angeles (AL)	H	0-3
June 20, 2006	Jason Jennings, Tom Martin, Brian Fuentes	Colorado	A	0-6
May 21, 2006	Matt Cain	San Francisco	H	0-6
May 2, 1998	Roger Clemens, Paul Quantrill	Toronto	H	0-7
Sept. 2, 1996	David Cone, Mariano Rivera	New York (AL)	H	0-5
June 15, 1995	Mark Gubicza	Kansas City	H	0-7
June 21, 1994	Kevin Appier, Mike Magnante, Stan Belinda, Rusty Meacham	Kansas City	H	0-2
Aug. 23, 1993	Mike Moore	Detroit	A	0-9
May 16, 1993	Randy Johnson	Seattle	H	0-7
Aug. 14, 1991	Randy Johnson	Seattle	A	0-4

OAKLAND ATHLETICS STEALS OF HOME

1968	Sal Bando vs. Detroit, May 26	1984	Carney Lansford vs. Kansas City, June 18
	Danny Cater vs. Chicago, September 24	1985	Rob Picciolo at Boston, May 11
	Danny Cater vs. Minnesota, September 28		Mike Davis at Chicago, June 20
1969	Danny Cater vs. Seattle, May 4		Donnie Hill vs. Cleveland, June 21
1974	Angel Mangual vs. Detroit, May 27		Mike Gallego at Chicago, September 21
1976	Claudell Washington vs. Minnesota, September 15	1986	Alfredo Griffin at Seattle, April 18
1978	Taylor Duncan vs. Kansas City, July 2 (Game 1)		Carney Lansford at Milwaukee, May 1
1979	Wayne Gross at Seattle, April 11		Dwayne Murphy at Milwaukee, July 6
1980	Rickey Henderson vs. California, April 20	1987	Reggie Jackson at Seattle, April 18
	Wayne Gross vs. Detroit, May 3	1989	Mike Gallego vs. California, April 22
	Dwayne Murphy vs. Detroit, May 3	1991	Jose Canseco at Minnesota, April 23
	Dwayne Murphy vs. Kansas City, May 28		Mike Gallego at Seattle, August 15
	Wayne Gross vs. Kansas City, May 28		Scott Brosius at Kansas City, October 2
	Jeff Cox at Chicago, July 4	1992	Mike Bordick vs. Kansas City, April 6
	Rickey Henderson vs. Cleveland, July 19		Carney Lansford vs. Detroit, July 19
1981	Dave McKay vs. Toronto, September 30	1997	Jose Canseco at Texas, May 22
1982	Davey Lopes at Seattle, April 17	1998	Miguel Tejada vs. Tampa Bay, September 6
	Dave McKay vs. Cleveland, May 8	2000	Jason Giambi at Los Angeles (NL), June 11
	Rickey Henderson at Chicago, June 8		Eric Chavez at Toronto, September 1
	Rickey Henderson at California, July 26	2006	Jay Payton at Baltimore, July 17
	Jeff Burroughs vs. Boston, August 20	2008	Bobby Crosby at Texas, May 11
1983	Bill Almon vs. Milwaukee, May 24		Carlos Gonzalez vs. Florida, June 22
	Mike Heath at Chicago, September 7		
	Mike Davis vs. Toronto, September 25		

CAREER GAMES PLAYED LEADERS

FRANCHISE LEADERS

Catcher

Mickey Cochrane . . .	1148
Cy Perkins	1095
Terry Steinbach . . .	1050
Kurtie Hayes	959
Frank Hayes	959
Kurt Suzuki	684
Ossee Schreckengost	597
Ramon Hernandez . .	591
Mike Heath	537
Mike Powers	518
Joe Astroth	511

First Base

Harry Davis	1390
Mark McGwire	1251
Jimmie Foxx	1020
Stuffy McInnis	956
Dick Siebert	940
Ferris Fain	830
Jason Giambi	728
Joe Hauser	539
Daric Barton	534
Norm Siebern	471

Second Base

Dick Green	1158
Max Bishop	1139
Mark Ellis	1021
Eddie Collins	996
Danny Murphy	810
Pete Suder	805
Jimmy Dykes	676
Jerry Lumpe	653
Tony Phillips	529
Mike Gallego	452

Third Base

Sal Bando	1446
Eric Chavez	1233
Carney Lansford . . .	1096
Frank Baker	896
Jimmy Dykes	791
Wayne Gross	719
Ed Charles	695
Lave Cross	675
Sammy Hale	641
Hank Majeski	583

Shortstop

Bert Campaneris . . .	1702
Chick Galloway	971
Miguel Tejada	935
Eddie Joost	907
Joe DeMaestri	890
Jack Barry	877
Mike Bordick	715
Monte Cross	711
Bobby Crosby	582
Eric McNair	528

Outfield

Rickey Henderson . .	1592
Bob Johnson	1399
Al Simmons	1256
Bing Miller	1230
Sam Chapman	1230
Reggie Jackson	1196
Dwayne Murphy	1177
Elmer Valo	1168
Topsy Hartsel	1110
Rube Oldring	1061

Designated Hitter

Dave Kingman	428
Mitchell Page	355
Jack Cust	303
Erubiel Durazo	292
Harold Baines	271
Billy Williams	251
Geronimo Berroa . . .	234
Dave Parker	201
Jose Canseco	196
Frank Thomas	188

Pitcher

Dennis Eckersley . . .	525
Eddie Plank	524
Rollie Fingers	502
Eddie Rommel	500
Paul Lindblad	479
Rube Walberg	412
Lefty Grove	402
Rick Honeycutt	387
Chief Bender	385
Jim Hunter	363

OAKLAND LEADERS

Catcher

Terry Steinbach	1050
Kurt Suzuki	684
Ramon Hernandez . . .	591
Mike Heath	537
Gene Tenace	446
Jeff Newman	438
Dave Duncan	423
Jason Kendall	368
Jim Essian	316
Ray Fosse	291

First Base

Mark McGwire	1251
Jason Giambi	728
Daric Barton	534
Scott Hatteberg	420
Bruce Bochte	387
Gene Tenace	385
Dave Revering	337
Dan Johnson	283
Danny Cater	253
Brandon Moss	233
Mike Epstein	233

Second Base

Mark Ellis	1021
Dick Green	721
Tony Phillips	529
Mike Gallego	452
Brent Gates	397
Phil Garner	322
Scott Spiezio	300
Mike Edwards	269
Ted Kubiak	266
Davey Lopes	265

Third Base

Sal Bando	1395
Eric Chavez	1233
Carney Lansford	1096
Wayne Gross	719
Scott Brosius	398
Josh Donaldson	376
Jack Hannahan	218
Craig Paquette	193
Kevin Kouzmanoff . . .	188
Tony Phillips	159

Shortstop

Bert Campaneris . . .	1272
Miguel Tejada	935
Mike Bordick	715
Bobby Crosby	582
Walt Weiss	522
Cliff Pennington	466
Alfredo Griffin	461
Rob Picciolo	434
Mario Guerrero	311
Mike Gallego	282

Outfield

Rickey Henderson . .	1592
Dwayne Murphy	1177
Reggie Jackson	1162
Jose Canseco	851
Joe Rudi	846
Mike Davis	695
Tony Armas	679
Dave Henderson	636
Bill North	627
Terrence Long	598

Designated Hitter

Dave Kingman	428
Mitchell Page	355
Jack Cust	303
Erubiel Durazo	292
Harold Baines	271
Billy Williams	251
Geronimo Berroa	234
Dave Parker	201
Jose Canseco	196
Frank Thomas	188

Pitcher

Dennis Eckersley . . .	525
Rollie Fingers	502
Paul Lindblad	391
Rick Honeycutt	387
Buddy Groom	301
Jerry Blevins	281
Gene Nelson	281
Bill Taylor	281
Vida Blue	273
Jim Hunter	266

OAKLAND A'S CONSECUTIVE GAMES PLAYED

594	Miguel Tejada (June 2, 2000 to September 28, 2003)
456	Terrence Long (July 13, 2000 to June 4, 2003)
347	Alfredo Griffin (April 9, 1985-April 30, 1987)
203	Danny Cater (July 7, 1968-August 24, 1969)
199	Sal Bando (August 27, 1968-April 14, 1970)

198	Tony Armas (July 11, 1980-April 16, 1982)
176	Sal Bando (June 13, 1970-June 27, 1971)
169	Sal Bando (April 6, 1973-April 14, 1974)
169	Gene Tenace (May 25, 1973-May 31, 1974)
168	Rickey Henderson (May 12, 1981-July 16, 1982)

HOMESTANDS AND ROAD TRIPS

BEST HOMESTANDS

W-L	Year	Dates	Opponents
7-0	2004	Aug. 23-29	Baltimore 4, Tampa Bay 3
7-0	2001	Sept. 3-10	Baltimore 3, Tampa Bay 3, Texas 1
7-0	1992	Sept. 10-16	Seattle 4, Minnesota 3
6-0	2014	July 3-8	Toronto 4, San Francisco 2
6-0	2012	Sept. 28-Oct. 3	Seattle 3, Texas 3
6-0	2006	June 13-18	Seattle 3, Los Angeles (NL) 3
6-0	2003	Aug. 26-31	Baltimore 3, Tampa Bay 3
6-0	2001	Sept. 21-27	Seattle 3, Anaheim 3
6-0	2001	Aug. 7-12	Boston 3, New York 3
6-0	2001	May 15-20	New York 3, Chicago 3
6-0	1970	Sept. 1-6	Chicago 3, Kansas City 3
11-1	2004	June 1-13	Chicago 2, Toronto 4, Cincinnati 3, Pittsburgh 3
9-1	1976	Aug. 6-15	California 4, Milwaukee 3, Boston 3

WORST HOMESTANDS

W-L	Year	Dates	Opponents
1-9	1979	July 6-15	New York 4, Baltimore 3, Boston 3
1-8	2001	April 6-15	Anaheim 3, Seattle 3, Texas 3
1-8	1993	Aug. 27-Sept. 5	Detroit 3, Toronto 3, Baltimore 3
1-8	1982	June 15-23	Chicago 3, Toronto 3, Kansas City 3
1-7	1978	Aug. 15-23	New York 2, Boston 3, Baltimore 3
1-6	1994	April 27-May 4	Boston 2, New York 3, Baltimore 2
2-10	1977	July 26-Aug. 7	California 3, New York 3, Baltimore 2, Boston 4
1-5*	2012	May 21-27	Los Angeles 3, New York 3

*nine times total; homestand listed is most recent

BEST ROAD TRIPS

W-L	Year	Dates	Opponents
10-0	2002	Aug. 19-28	Cleveland 4, Detroit 3, Kansas City 3
8-0	1981	April 9-16	Minnesota 4, California 4
6-0	2013	April 5-11	Houston 3, Los Angeles 3
10-1	1988	April 21-May 3	Chicago 4, Toronto 3, Cleveland 2, Detroit 2
10-1	1971	April 12-22	Milwaukee 2, Minnesota 2, Chicago 4, California 3
8-1	1990	Sept. 3-12	Boston 3, New York 3, Seattle 3
6-1*	2012	Sept. 7-13	Seattle 3, Los Angeles 4

*eight times total; road trip listed is most recent

WORST ROAD TRIPS

W-L	Year	Dates	Opponents
0-9	1995	Sept. 22-Oct. 1	Seattle 3, Texas 2, California 4
0-8	1994	April 19-26	Boston 3, New York 3, Baltimore 2
0-8	1976	May 17-23	Minnesota 2, Kansas City 2, Chicago 4
0-7	1998	July 21-27	Baltimore 3, Tampa Bay 4
0-7	1986	June 5-11	Chicago 4, Cleveland 3
0-7	1979	June 11-17	Detroit 2, Cleveland 2, Toronto 3
0-6	1999	May 18-23	Kansas City 3, Minnesota 3
0-6	1998	April 10-15	New York 3, Boston 3
0-6	1995	July 14-18	Cleveland 4, Milwaukee 2
1-9	2011	June 3-12	Boston 3, Baltimore 3, Chicago 4
1-9	2008	August 1-10	Boston 3, Toronto 4, Detroit 3
1-9	1981	May 12-21	New York 3, Milwaukee 3, Baltimore 2, Boston 2

All Homestand and Road Trip records based on a minimum of six games.

LONGEST GAMES IN OAKLAND HISTORY

Innings	Opponent	Date	Score	Innings	Opponent	Date	Score
21	at Washington	June 4, 1971	W, 5-3	17	Los Angeles (NL)	June 17, 2006	W, 5-4
20	California	July 9, 1971	W, 1-0	16	California	Apr. 8, 1982	L, 6-8
19	Chicago	Aug. 10-11, 1972	W, 5-3	16	Seattle (1)	Apr. 11, 1982	L, 3-6
19	Los Angeles (AL)	April 29, 2013	W, 10-8	16	Minnesota	Apr. 20, 1982	W, 4-3
18	Baltimore	Aug. 24, 1969	W, 9-8	16	Chicago	June 10, 1983	W, 2-1
18	Minnesota	Sept. 6, 1969	L, 6-8	16	at Toronto	July 3, 1988	W, 9-8
18	at Minnesota	August 8, 2004	W, 6-5	16	at Cleveland	July 4, 1988	W, 4-2
18	New York (AL)	June 13, 2013	W, 3-2	16	at New York	August 9, 2002	W, 3-2
17	Milwaukee	May 23, 1983	W, 5-4	16	at Cleveland	August 31, 2011	L, 3-4

GAME TIMES

LONGEST GAMES IN OAKLAND HISTORY

Time	Opponent	W-L	Date
6:32	Los Angeles (19)	W, 10-8	April 29, 2013
6:00	at New York (16)	W, 3-2	Aug. 9, 2002
5:43	at New York (14)	L, 9-10	Sept. 22, 2012
5:35	New York (18)	W, 3-2	June 13, 2013
5:31	California (16)	L, 8-6	Apr. 8, 1982
5:31	Chicago (19) *	W, 5-3	Aug. 10, 1972
5:19	Texas (15)	L, 4-16	July 3, 1983

Time	Opponent	W-L	Date
5:19	at Washington (21)	W, 5-3	June 4, 1971
5:18	Seattle (1) (16)	L, 6-3	Apr. 11, 1982
5:17	at Boston (14)	L, 8-9	June 4, 2011
5:17	Milwaukee (17)	W, 5-4	May 23, 1983
5:17	Minnesota (18)	L, 8-6	Sept. 6, 1969

* Suspended game; completed on August 11, 1972.

LONGEST NINE-INNING GAMES IN OAKLAND HISTORY

Time	Opponent	W-L	Date
4:31	at New York	L, 9-22	Aug. 25, 2011
4:15	San Francisco	L, 8-9	June 23, 2012
4:15	at Tampa Bay	W, 13-9	May 31, 2002
4:09	at Texas	W, 9-8	Sept. 13, 2013
4:09	Detroit	W, 12-7	Apr. 7, 1993
4:08	at Texas	L, 9-12	Sept. 9, 2007

Time	Opponent	W-L	Date
4:06	at Houston	W, 12-5	April 25, 2014
4:06	at New York	L, 17-13	Apr. 10, 1998
4:01	at Texas	L, 17-16	May 5, 2000
4:00	at Baltimore	W, 14-9	July 27, 2012
4:00	Minnesota	L, 12-11	May 26, 1993

QUICKEST NINE-INNING GAMES IN OAKLAND HISTORY

Time	Opponent	W-L	Date
1:35	Kansas City	W, 2-1	Sept. 28, 1971
1:37	New York	L, 3-0	May 10, 1975
1:39	Texas	W, 4-1	May 22, 1973
1:39	Boston	W, 3-2	Aug. 8, 1975
1:42	at New York	W, 6-0	May 31, 1973

Time	Opponent	W-L	Date
1:43	Cleveland	W, 3-1	May 3, 1974
1:43	at Texas (1)	W, 1-0	Sept. 15, 1978
1:43	at Minnesota	L, 1-0	Aug. 12, 1979
1:44	Detroit	W, 4-0	June 8, 1975
1:44	Texas	W, 1-0	July 30, 1975

Note: The last time the A's played a game in under 2:00 was on July 8, 2008 vs. Seattle in Oakland (1:49).

OAKLAND A'S AT THE ALL-STAR BREAK

Year	Record	Pos.	GB/GA	Leader
1968	39-43	6	-15.5	Detroit
1969	53-39	2	-4.0	Minnesota
1970	47-40	3	-9.5	Minnesota
1971	56-31	1	+11.5	Oakland
1972	56-35	1	+6.5	Oakland
1973	56-42	1	+2.5	Oakland
1974	55-41	1	+5.0	Oakland
1975	55-32	1	+8.5	Oakland
1976	44-41	3	-8.5	Kansas City
1977	39-51	6	-15.0	Chicago
1978	43-44	4	-3.5	California
1979	25-69	7	-30.5	California
1980	36-45	4	-11.5	Kansas City
1981	37-23*	1	+1.5	Oakland
1982	38-50	6	-12.0	California
1983	37-43	5	-8.0	Texas
1984	43-45	4	-3.0	Chicago
1985	46-41	2	-6.0	California
1986	34-56	7	-15.5	California
1987	46-41	t2	-2.0	Minnesota
1988	54-34	1	+5.5	Oakland
1989	52-36	2	-1.5	California
1990	51-31	1	+1.0	Oakland
1991	44-38	5	-2.5	Texas
1992	51-36	2	-2.0	Minnesota

Year	Record	Pos.	GB/GA	Leader
1993	38-46	6	-6.0	Chicago
1994	39-48	2	-3.0	Texas
1995	36-35	3	-4.0	California/Texas
1996	43-45	t3	-8.5	Texas
1997	37-52	4	-13.0	Seattle
1998	41-45	3	-8.0	Anaheim
1999	43-44	2	-5.0	Texas
2000	48-38	3	-3.0	Seattle
2001	44-43	2	-19.0	Seattle
2002	50-38	3	-5.0	Seattle
2003	54-39	2	-4.0	Seattle
2004	47-39	2	-2.0	Texas
2005	44-43	3	-7.5	Los Angeles
2006	45-43	t1	—	Oakland/Texas
2007	44-44	3	-9	Los Angeles
2008	51-44	2	-6	Los Angeles
2009	37-49	4	-12	Los Angeles
2010	43-46	3	-7.5	Texas
2011	39-53	4	-12	Texas
2012	43-43	3	-9	Texas
2013	56-39	1	+2	Oakland
2014	59-36	1	+1½	Oakland

* Strike Break

HIGH SCORING GAMES IN OAKLAND HISTORY

ATHLETICS

Score	Opponent	Date
23-2	Texas	Sept. 30, 2000
21-3	at Kansas City	June 18, 2000
21-7	at Boston	June 14, 1969
20-2	Boston	Aug. 31, 2012
19-5	Texas	Sept. 29, 1991
19-5	at New York	Aug. 29, 1989
19-3	at Milwaukee	May 15, 1985
18-3	at Minnesota	Sept. 11, 2013
18-2	at California	June 27, 1996
17-3	at Kansas City	May 10, 2007
17-8	Cincinnati	June 9, 2004
17-2	at Toronto	Aug. 24, 2003
17-4	at Cleveland	Aug. 2, 2001
17-3	at Tampa Bay	Sept. 15, 2000
17-3	at Toronto	May 6, 1986
17-2	at Texas	May 10, 1973

OPPONENTS

Score	Opponent	Date
22-9	at New York	Aug. 25, 2011
20-4	at Detroit	Apr. 13, 1993
20-6	Cleveland	May 4, 1991
20-11	at Minnesota	Apr. 27, 1980
18-3	at Colorado	July 18, 2000
18-2	San Francisco	June 4, 2000
18-2	New York	Aug. 26, 1997
18-5	Baltimore	Aug. 15, 1996
18-11	at Toronto	July 29, 1995
17-7	at New York	July 22, 2011
17-16	at Texas	May 5, 2000
17-13	at New York	Apr. 10, 1998
17-6	at Chicago	Sept. 23, 1992
17-1	at Chicago	Oct. 3, 1987
17-6	at California	July 4, 1979

BIGGEST COMEBACKS AND BLOWN LEADS

BIGGEST COME-FROM-BEHIND VICTORIES IN OAKLAND HISTORY

Deficit	Score	Inn.	Opponent	Date	Final Score
10	2-12	B3	Minnesota	July 20, 2009	14-13
8	0-8	B2	Kansas City	June 18, 1993	10-9
8	0-8	T3	at Toronto	August 21, 2006	12-10
7	1-8	T6	at Chicago	May 22, 1970	9-8
7	0-7	B5	Minnesota	Sept. 28, 1972	8-7
7	0-7	T3	at California	July 30, 1983 (1)	13-8
7	1-8	T6	at Chicago	May 21, 1993	12-11
7	0-7	B3	Boston	May 3, 1999	12-11 (10)
7	1-8	B3	Baltimore	June 19, 2000	13-12 (10)
7	0-7	B5	Detroit	Sept. 2, 2007	8-7 (10)
7	2-9	T5	at Los Angeles (AL)	Sept. 26, 2009	15-10

Notes: The all-time Athletics franchise record for biggest come-from-behind victory is also the Major League record, set by the Philadelphia A's on June 15, 1925 against Cleveland...the A's trailed by 12 runs in that game but scored 13 runs in the bottom of the eighth inning to win, 17-15...twice in Oakland history the A's have erased leads of eight or more runs, only to eventually lose the game...in the second game of a doubleheader at Toronto on Sept. 15, 1982, the A's trailed the Blue Jays 11-2 after six innings, but came back to tie the game at 11 before the Blue Jays scored one run in the bottom of the ninth for the 12-11 victory...on April 14, 2001, the A's trailed the Texas Rangers, 8-0 heading into the bottom of the fourth inning and tied the game at eight before the Rangers scored one in the top of the ninth for the 9-8 victory.

LARGEST LEADS SURRENDERED IN OAKLAND LOSSES

Lead	Score	Inn.	Opponent	Date	Final Score
8	15-7	B7	at Texas	May 5, 2000	16-17
7	7-0	T5	Kansas City	Sept. 6, 1978	8-11 (12)
7	7-0	B6	at Texas	May 25, 2006	7-8
6*	6-0	B2	at Arizona	June 8, 2012	8-9

*14 times total; game listed is most recent

Notes: The A's blew an 11-0 lead to Kansas City on Sept. 4, 2002, but won the game 12-11 on a pinch hit, game-ending home run by Scott Hatteberg in the bottom of the ninth inning...the win gave the A's their American League-record 20th consecutive victory... three other times in Oakland history the A's have blown seven run leads only to win the game...the last time was on April 24, 1997 vs. Minnesota, when the A's led 8-1 after four innings and fell behind 11-8 before tying the game in the bottom of the ninth...the A's eventually won in 11 innings, 12-11.

THE LAST TIME IT HAPPENED

OAKLAND PITCHING – TEAM

No-Hitter: vs. Tampa Bay, May 9, 2010 (Braden)

One-Hitter: vs. Florida, June 28, 2011 (Gonzalez, Bailey)

Two-Hitter: at Texas, April 28, 2014 (Gray)

Back-to-Back Complete Games: at Chicago, July 31, 2010 (Braden) and Aug. 1 (Gonzalez); vs. Kansas City, Aug. 2 (Cahill)

Four Straight Complete Games: April 24-28, 1982 (at California; at California; at Baltimore DH)

Back-to-Back Shutouts: vs. Seattle and Washington, May 7-9, 2014 (2-0, 8-0)

Back-to-Back Complete Game Shutouts: vs. Tampa Bay, Sept. 9 (Hudson) and Sept. 10 (Zito), 2000

OAKLAND PITCHING – INDIVIDUAL

No-Hitter: Dallas Braden vs. Tampa Bay, May 9, 2010

One-Hitter: Cory Lidle at Cleveland, Aug. 21, 2002

Two-Hitter: Sonny Gray at Texas, April 28, 2014

10 or More Strikeouts: Sonny Gray (12) vs. Los Angeles (AL), September 23, 2014

13 or More Strikeouts: Todd Stottlemyre (15) vs. Kansas City, June 16, 1995

Back-to-Back Games, 10 or More Strikeouts: Brandon McCarthy at Cle., Aug. 29, 2011 (10); vs. Sea., Sept. 3, 2011 (10)

Four Strikeouts in One Inning: Ryan Cook at Baltimore, April 27, 2012

Complete Game, ML Debut: Mike Morgan vs. Baltimore, June 11, 1978

Complete Game Shutout, ML Debut: Mike Norris vs. Chicago, Apr. 10, 1975

Back-to-Back Complete Games: Brandon McCarthy at Cleveland, August 29, 2011; vs. Seattle, September 3, 2011

Three Straight Complete Games: Mark Mulder vs. Minnesota, May 9; at Kansas City, May 15; vs. Kansas City, May 21, 2004

Back-to-Back Shutouts: Mark Mulder at Arizona, July 6, 2001; vs. Los Angeles, July 12, 2001

More Than 9 Innings Pitched: Todd Stottlemyre (10.0) vs. Kansas City, June 16, 1995

Position Player Pitched: Frank Menchino at Colorado, July 18, 2000

Home Run by Pitcher: John "Blue Moon" Odom, Sept. 4, 1972 vs. California (G1)

OAKLAND HITTING – TEAM

Three Straight Home Runs: vs. Texas, April 15, 2006 (Chavez, Thomas, Bradley)

Three Home Runs, Inning: at Texas, September 27, 2012 (Céspedes, Moss, Reddick)

Four Home Runs, Inning: vs. Chicago (B3), Apr. 27, 2002 (Hatteberg, Long, Pena, Menchino)

Five or More Home Runs, Game: 5, vs. Detroit, May 26, 2014 (Blanks, Céspedes, Donaldson, Moss, Norris)

Six or More Home Runs, Game: 6, at Arizona, June 17, 2008 (Ellis 2, Chavez, Crosby, Davis, Suzuki)

Seven or More Home Runs, Game: 8 at California, June 27, 1996 (Berroa, Brosius 2, Giambi, Herrera, McGwire, Steinbach, Young)

Two Grand Slams, Game: at Seattle, September 10, 2007 (Suzuki and Johnson)

Home Runs by First Two Batters of Game: Terrence Long and Randy Velarde vs. Kansas City, May 16, 2000

10 or More Plate Appearances, Inning: 10 vs. Los Angeles (AL), September 22, 2014

11 or More Plate Appearances, Inning: 12 vs. Kansas City, August 2, 2014

13 or More Plate Appearances, Inning: 13 at Minnesota, September 11, 2013

14 or More Plate Appearances, Inning: 14 vs. Los Angeles (AL), July 17, 2011

15 or More Plate Appearances, Inning: 18 vs. California, July 5, 1996

10 or More Runs, Inning: at Minnesota, September 11, 2013 (10 in T4)

20 or More Hits, Game: at Kansas City, August 12, 2014 (20)

Back-to-Back Games of 10 or More Runs: at Houston, April 24-25, 2014 (10-1, 12-5)

Three Straight Games of 10 or More Runs: at Baltimore, August 27-29, 2005 (12-3; 10-3; 10-5)

Four or More Stolen Bases, Game: vs. Houston, April 16, 2013 (4)

Five or More Stolen Bases, Game: at Tampa Bay, August 6, 2011 (7)

Three or More Stolen Bases, Inning: vs. Houston, April 16, 2013 (3)

Four or More Stolen Bases, Inning: vs. Seattle, September 8, 2010 (4)

No Strikeouts, Game: at Detroit, July 1, 2014

OAKLAND HITTING – INDIVIDUAL

Lead-Off Home Run: Coco Crisp vs. Los Angeles (AL), August 22, 2014

Inside-the-Park Home Run: Nick Swisher at New York, June 11, 2006

(Note: Mark Kotsay had an ITPHR at Minnesota in Game 2 of the ALDS, October 4, 2006)

Pinch-Hit Home Run: John Jaso vs. Boston, June 22, 2014

Pinch Hit Grand Slam: Scott Sizemore at Texas, September 10, 2011

Pinch Hit Game Ending Home Run: Chris Carter vs. Seattle, July 6, 2012

Walk Off Home Run: Josh Donaldson vs. Philadelphia, September 21, 2014

Walk Off Grand Slam: Brandon Inge vs. Toronto, May 8, 2012

Inside-the-Park Grand Slam: Jim Essian vs. Toronto, June 10, 1979

Inside-the-Park Walk Off Home Run: Reggie Jackson vs. Boston, August 22, 1971

Two Home Runs, Game: Nate Freiman at Atlanta, August 17, 2014

The Last Time It Happened, continued

Three Home Runs, Game: Josh Reddick at Toronto, August 9, 2013
Back-to-Back Multi-Homer Games: Josh Reddick at Toronto, August 9-10, 2013
Two Players, Multi-HR, Same Game: Jack Cust and Dan Johnson at Kansas City, May 10, 2007
Two Home Runs, Same Inning: Mark McGwire at Seattle (T5), Sept. 22, 1996
Home Runs From Both Sides of the Plate: Coco Crisp at New York (AL), August 24, 2011
Home Run First Major League At Bat: Terry Steinbach at Cleveland, Sept. 12, 1986
Home Run, First Major League Hit: Tom Wilson vs. Chicago, May 19, 2001
Hit First Major League At Bat: Nate Freiman vs. Seattle, April 3, 2013
Five Hits, Game: Josh Donaldson at Chicago (AL), September 9, 2014
Two Hits, Same Inning: Jonny Gomes vs. Kansas City, August 2, 2014
Five or More RBI, Same Inning: Mark McGwire at Seattle, September 22, 1996
Three Steals, Game: Coco Crisp vs. Los Angeles (NL), June 19, 2012
Four Steals, Game: Coco Crisp at Tampa Bay, August 6, 2011
Five Steals, Game: Rickey Henderson vs. Seattle, July 29, 1989
Steal of Home: Carlos Gonzalez vs. Florida, June 22, 2008
Suicide Squeeze: Donnie Murphy vs. Texas, September 14, 2007
Hitting for the Cycle: Mark Ellis vs. Boston, June 4, 2007
Two Strikeouts, Inning: Kurt Suzuki at Detroit, August 10, 2007
Hitless Streak, 20 or more at bats: 23, Stephen Vogt, July 28-August 6, 2014
Hitless Streak, 24 or more at bats: 33, Josh Donaldson, June 6-15, 2014
Hitless Streak, 34 or more at bats: 34, Adam Rosales, June 30-September 26, 2011

OAKLAND FIELDING

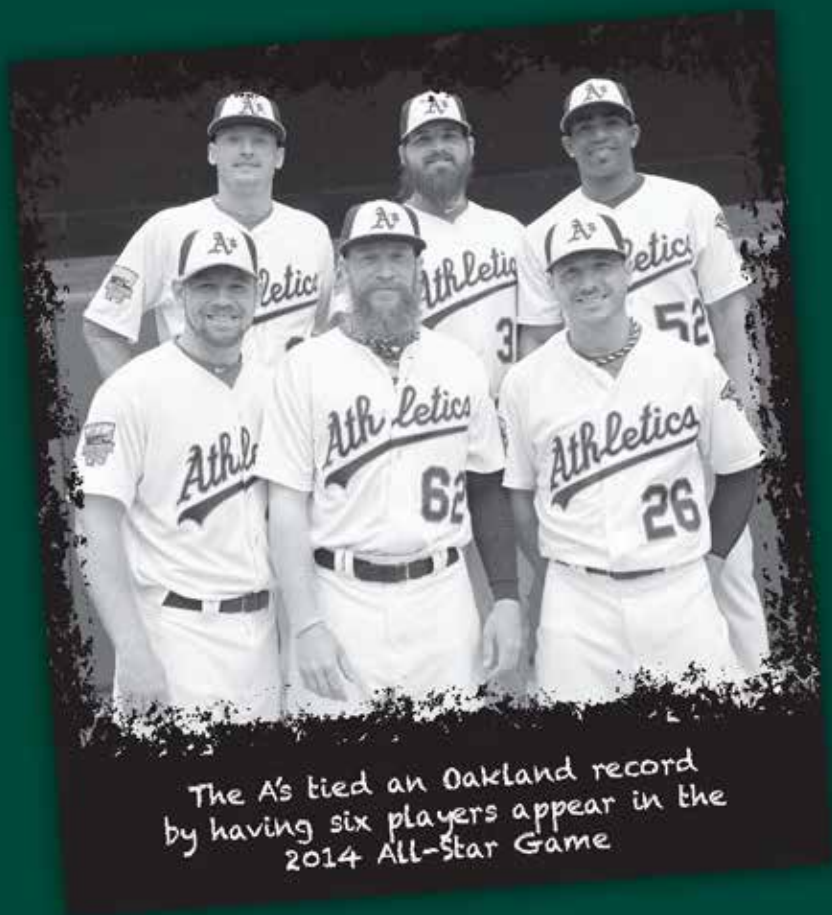
Four or More Errors, Game: 4, vs. Minnesota, August 22, 2012
Five or More Errors, Game: 5, vs. Seattle, April 1, 2011
Six or More Errors, Game: 7 vs. Cleveland, June 7, 1987
Three Errors by Team, Inning: vs. Detroit, April 15, 2011
Triple Play: vs. Minnesota, August 21, 2012 (Josh Donaldson to Adam Rosales to Chris Carter)
Turned Four or More DPs, Game: 4 vs. Kansas City, August 3, 2014
Turned Five or More DPs, Game: 5 vs. Kansas City, August 2, 2010

OAKLAND MISCELLANEOUS – TEAM

Four-Game Series, Sweep: vs. Toronto, July 3-6, 2014
Four-Game Series, Swept: at Los Angeles (AL), August 28-31, 2014
Tie Game: vs. Detroit, May 24, 1968 (2-2)
Three Consecutive Extra Inning Games: at Chicago, April 11-13, 2011 (10, 10, 10)
Rain Shortened Game: at Detroit, August 27, 2013
Game Postponed: vs. Seattle, April 4, 2014
Game Cancelled: at Baltimore, September 6, 2008
Played a Game Under 2:00: 1:49, July 8, 2008 vs. Seattle
Doubleheader: vs. Seattle, May 7, 2014
Scheduled Doubleheader: vs. Los Angeles (AL), July 16, 2011
Day-Night Doubleheader: vs. Cleveland, April 2, 2014
Doubleheader, Sweep: vs. Detroit, Aug. 22, 1998 (7-2, 7-1)
Doubleheader, Swept: at Texas, May 29, 2009 (3-6, 2-5)
Player Ejection: Nick Punto at Seattle, July 11, 2014
Coach Ejection: Chip Hale at San Francisco, May 29, 2013
Manager Ejection: Bob Melvin at Los Angeles (AL), August 31, 2014

LONGEST WINNING STREAKS BY OAKLAND A'S PITCHERS

13	Jim Hunter	June 2 to September 5, 1973	9	Barry Zito	May 5 to June 22, 2002
11	Mark Mulder	May 9 to July 18, 2004	9	Barry Zito	August 20 to October 7, 2001
10	Dan Haren	April 18 to July 1, 2007	9	Tim Hudson	April 25 to July 2, 2000
10	Barry Zito	August 13, 2002 to April 8, 2003	9	T.J. Mathews	June 27, 1998 to May 15, 1999
10	Bob Welch	May 11 to June 30, 1990	9	Mike Moore	September 5, 1991 to April 28, 1992
10	Storm Davis	July 8 to September 5, 1988	9	Dave Stewart	September 19, 1988 to May 5, 1989
10	Vida Blue	April 9 to May 23, 1971	9	Rick Langford	July 5 to August 15, 1980
9	Jarrod Parker	May 28 to September 4, 2013	9	Paul Lindblad	April 11 to September 6, 1975
9	Dan Haren	May 31 to August 7, 2005	9	Chuck Dobson	May 12 to July 20, 1971
9	Tim Hudson	August 3, 2002 to April 1, 2003			



The A's tied an Oakland record
by having six players appear in the
2014 All-Star Game

HISTORY

NOTABLE PERFORMANCES & AWARD WINNERS

GENERAL

World Championships (9)

Year	Record	Opponent
1910	102-48	Chicago
1911	101-50	New York
1913	96-57	New York
1929	104-46	Chicago
1930	102-52	St. Louis
1972	93-62	Cincinnati
1973	94-68	New York
1974	90-72	Los Angeles
1989	99-63	San Francisco

American League Pennants (15)

Year	Record	Manager
1902	83-53	Connie Mack
1905	92-56	Connie Mack
1910	102-48	Connie Mack
1911	101-50	Connie Mack
1913	96-57	Connie Mack
1914	99-53	Connie Mack
1929	104-46	Connie Mack
1930	102-52	Connie Mack
1931	107-45	Connie Mack
1972	93-62	Dick Williams
1973	94-68	Dick Williams
1974	90-72	Alvin Dark
1988	104-58	Tony La Russa
1989	99-63	Tony La Russa
1990	103-59	Tony La Russa

West Division Titles (16)

Year	Record	Manager
1971	101-60	Dick Williams
1972	93-62	Dick Williams
1973	94-68	Dick Williams
1974	90-72	Alvin Dark
1975	98-64	Alvin Dark
1981	64-45	Billy Martin
1988	104-58	Tony La Russa
1989	99-63	Tony La Russa
1990	103-59	Tony La Russa
1992	96-66	Tony La Russa
2000	91-70	Art Howe
2002	103-59	Art Howe
2003	96-66	Ken Macha
2006	93-69	Ken Macha
2012	94-68	Bob Melvin
2013	96-66	Bob Melvin

American League Wild Card (2)

Year	Record	Manager
2001	102-60	Art Howe
2014	88-74	Bob Melvin

Batting Champions (6)

Year	Name	Avg.
1901	Nap Lajoie	.426
1930	Al Simmons	.381
1931	Al Simmons	.390
1933	Jimmie Foxx	.356

1951	Ferris Fain	.344
1952	Ferris Fain	.327

Home Run Champions (22)

Year	Name	HR
1901	Nap Lajoie	14
1902	Socks Seybold	16
1904	Harry Davis	10
1905	Harry Davis	8
1906	Harry Davis	12
1907	Harry Davis	8
1911	Frank Baker	11
1912	Frank Baker	10
1913	Frank Baker	12
1914	Frank Baker	9
1918	Tilly Walker	11
1932	Jimmie Foxx	58
1933	Jimmie Foxx	48
1935	Jimmie Foxx	36
1951	Gus Zernial	33
1973	Reggie Jackson	32
1975	Reggie Jackson	36
1981	Tony Armas	22
1987	Mark McGwire	49
1988	Jose Canseco	42
1991	Jose Canseco	44
1996	Mark McGwire	52

RBI Champions (11)

Year	Name	RBI
1901	Nap Lajoie	125
1905	Harry Davis	83
1906	Harry Davis	96
1912	Frank Baker	130
1913	Frank Baker	117
1929	Al Simmons	157
1932	Jimmie Foxx	169
1933	Jimmie Foxx	163
1951	Gus Zernial	125
1973	Reggie Jackson	117
1988	Jose Canseco	124

ERA Champions (12)

Year	Name	ERA
1905	Rube Waddell	1.48
1909	Harry Krause	1.39
1926	Lefty Grove	2.51
1929	Lefty Grove	2.82
1930	Lefty Grove	2.54
1931	Lefty Grove	2.05
1932	Lefty Grove	2.84
1970	Diego Segui	2.56
1971	Vida Blue	1.82
1974	Catfish Hunter	2.49
1981	Steve McCatty	2.32
1994	Steve Ontiveros	2.65

Strikeout Champions (13)

Year	Name	Tot.
1902	Rube Waddell	210
1903	Rube Waddell	302
1904	Rube Waddell	349
1905	Rube Waddell	287

1906	Rube Waddell	196
1907	Rube Waddell	232
1925	Lefty Grove	116
1926	Lefty Grove	194
1927	Lefty Grove	174
1928	Lefty Grove	183
1929	Lefty Grove	170
1930	Lefty Grove	209
1931	Lefty Grove	175

BBWAA AWARDS

AL Most Valuable Player

Lefty Grove	1931
Jimmie Foxx	1932
Jimmie Foxx	1933
Bobby Shantz	1952
Vida Blue	1971
Reggie Jackson	1973
Jose Canseco	1988
Rickey Henderson	1990
Dennis Eckersley	1992
Jason Giambi	2000
Miguel Tejada	2002

AL Cy Young Award

Vida Blue	1971
Jim Hunter	1974
Bob Welch	1990
Dennis Eckersley	1992
Barry Zito	2002

AL Rookie of the Year

Harry Byrd	1952
Jose Canseco	1986
Mark McGwire	1987
Walt Weiss	1988
Ben Grieve	1998
Bobby Crosby	2004
Huston Street	2005
Andrew Bailey	2009

AL Manager of the Year

Tony La Russa	1988
Tony La Russa	1992
Bob Melvin	2012

Local Chapter MVP

Joe Rudi	1974
Rollie Fingers	1975
Vida Blue	1976
Jason Giambi	2000

Bill Rigney "Good Guy" Award

Matt Stairs	1997
Rickey Henderson	1998
Jason Giambi	1999
Eric Chavez	2000
Johnny Damon	2001
Scott Hatteberg	2002
Tim Hudson	2003
Mark Kotsay	2004
Bobby Crosby	2005

Frank Thomas	2006
Mark Ellis	2007
Huston Street	2008
Kurt Suzuki	2009
Kurt Suzuki	2010
Gio Gonzalez	2011
Jonny Gomes	2012
Brandon Moss	2013
Sean Doolittle	2014

THE SPORTING NEWS AWARDS

Major League Player of the Year

Reggie Jackson	1973
----------------	------

AL Most Valuable Player

Al Simmons	1929
Jimmie Foxx	1932
Jimmie Foxx	1933

AL Player of the Year

Ferris Fain	1951
Reggie Jackson	1973
Tony Armas	1981
Jose Canseco	1988

AL Pitcher of the Year

Bobby Shantz	1952
Vida Blue	1971
Jim Hunter	1974
Bob Welch	1990
Dennis Eckersley	1992
Barry Zito	2002

AL Rookie Player of the Year

Dick Hower	1961
Mitchell Page	1977
Jose Canseco	1986
Mark McGwire	1987
Walt Weiss	1988
Ben Grieve	1998
Bobby Crosby	2004
Huston Street	2005

AL Rookie Pitcher of the Year

Jim Nash	1966
Tim Hudson	1999

AL Fireman of the Year

Jack Aker	1966
Dennis Eckersley	1988
Dennis Eckersley	1991
Dennis Eckersley	1992
Billy Koch	2002
Keith Foulke	2003

AL Comeback Player of the Year

Storm Davis	1988
John Jaha	1999

ML Manager of the Year

Billy Martin	1981
--------------	------

AL Manager of the Year

Tony La Russa	1988
Tony La Russa	1992

ML Executive of the Year

Billy Beane	1999
Billy Beane	2012

Sportsman of the Year

Charles O. Finley	1972
Mark McGwire	1997

Major League All-Star Team

Mickey Cochrane, C	1925
Eddie Rommel, P	1925
Al Simmons, OF	1927
Mickey Cochrane, C	1928
Lefty Grove, P	1928
Jimmie Foxx, 1B	1929
Al Simmons, OF	1929
Mickey Cochrane, C	1929
Lefty Grove, P	1929
Al Simmons, OF	1930
Mickey Cochrane, C	1930
Lefty Grove, P	1930
Al Simmons, OF	1931
Mickey Cochrane, C	1931
Lefty Grove, P	1931
Jimmie Foxx, 1B	1932
Lefty Grove, P	1932
Jimmie Foxx, 1B	1933
Mike Higgins, 3B	1934
Doc Cramer, OF	1935
Mike Higgins, 3B	1936
Ferris Fain, 1B	1951
Ferris Fain, 1B	1952
Bobby Shantz, P	1952

American League All-Star Team

Norm Siebern, 1B	1962
Reggie Jackson, OF	1969
Vida Blue, LHP	1971
Joe Rudi, OF	1972
Sal Bando, 3B	1973
Bert Campaneris, SS	1973
Ken Holtzman, LHP	1973
Reggie Jackson, OF	1973
Sal Bando, 3B	1974
Bert Campaneris, SS	1974
Jim Hunter, RHP	1974
Joe Rudi, OF	1974
Reggie Jackson, OF	1975
Joe Rudi, OF	1976
Dwayne Murphy, OF	1981
Rickey Henderson, OF	1981
Tony Armas, OF	1981
Dave Kingman, DH	1984
Jose Canseco, OF	1988
Dennis Eckersley, RP	1988
Dave Stewart, RHP	1988
Carney Lansford, 3B	1989
Jose Canseco, OF	1990
Rickey Henderson, OF	1990
Bob Welch, RHP	1990
Jose Canseco, OF	1991
Mark McGwire, 1B	1992
Mark McGwire, 1B	1996
Mark Mulder, LHP	2001
Eric Chavez, 3B	2002
Barry Zito, LHP	2002

AL Silver Slugger Team

Rickey Henderson	1981
Jose Canseco	1988
Jose Canseco	1990
Rickey Henderson	1990
Jose Canseco	1991
Mark McGwire	1992
Mark McGwire	1996
Jason Giambi	2001
Eric Chavez	2002

ASSOCIATED PRESS AWARDS

Player of the Year

Jose Canseco	1988
--------------	------

Manager of the Year

Billy Martin	1980
--------------	------

Major League All-Star Team

Rickey Henderson, OF	1990
Bob Welch, RHP	1990
Jose Canseco, OF	1991
Dennis Eckersley, RP	1992
Mark McGwire, 1B	1992
Mark McGwire, 1B	1996

UPI AWARDS

Manager of the Year

Tony LaRussa	1992
--------------	------

Executive of the Year

Sandy Alderson	1988
Sandy Alderson	1990

AL Comeback Player of the Year

Dave Kingman	1984
Dave Henderson	1988
Mark McGwire	1992

AL All-Star Team

Mark McGwire, 1B	1992
Dennis Eckersley, RP	1992

PLAYERS CHOICE AWARDS

AL Outstanding Pitcher of the Year

Barry Zito	2002
------------	------

AL Outstanding Rookie

Ben Grieve	1998
Terrence Long	2000
Bobby Crosby	2004
Huston Street	2005

AL Comeback Player of the Year

Dennis Eckersley	1992
John Jaha	1999
Frank Thomas	2006

Man of the Year

Mark McGwire	1996
--------------	------

Notable Performances & Award Winners, continued

MISCELLANEOUS AWARDS

Organization of the Year

Baseball America	1982
Topps	1998
Baseball America	1999
Howe Sports Data	1999
Topps	1999
Topps	2004

Baseball America Executive of the Year

Billy Beane	2002
Billy Beane	2013

AL Chalmers Award*

Eddie Collins	1914
---------------	------

Early American League MVPs*

Mickey Cochrane, C	1928
--------------------	------

AL Rawlings Gold Glove

Joe Rudi, OF	1974
Joe Rudi, OF	1975
Joe Rudi, OF	1976
Dwayne Murphy, OF	1980
Mike Norris, P	1980
Dwayne Murphy, OF	1981
Mike Norris, P	1981
Rickey Henderson, OF	1981
Dwayne Murphy, OF	1982
Dwayne Murphy, OF	1983
Dwayne Murphy, OF	1984
Dwayne Murphy, OF	1985
Alfredo Griffin, SS	1985
Mark McGwire, 1B	1990
Eric Chavez, 3B	2001
Eric Chavez, 3B	2002
Eric Chavez, 3B	2003
Eric Chavez, 3B	2004
Eric Chavez, 3B	2005
Eric Chavez, 3B	2006
Josh Reddick, OF	2012

AL Rolands Relief Man Award

Dennis Eckersley	1988
Dennis Eckersley	1992
Billy Koch	2002
Keith Foulke	2003

Topps ML Rookie All-Star Team

Dick Howser, OF	1961
Ed Charles, 3B	1962
Manny Jimenez, OF	1962
Bert Campaneris, SS	1964
Jim Nash, RHP	1966
Rick Monday, OF	1967
Angel Mangual, OF	1971
Claudell Washington, OF	1974
Wayne Gross, 3B	1977
Mitchell Page, OF	1977
Dave Revering, 1B	1978
John Johnson, LHP	1978
Bob Kearney, C	1983

Jose Canseco, OF	1986
Mark McGwire, 1B	1987
Walt Weiss, SS	1988
Felix Jose, OF	1990
Tony Batista, 2B	1996
Ben Grieve, OF	1998
A.J. Hinch, C	1998
Terrence Long, OF	2000
Mark Ellis, 2B	2002
Bobby Crosby, SS	2004
Dan Johnson, 1B	2005
Huston Street, P	2005
Brad Ziegler, P	2008
Yoenis Céspedes, OF	2012

World Series Most Valuable Player

Gene Tenace	1972
Reggie Jackson	1973
Rollie Fingers	1974
Dave Stewart	1989

ALCS Most Valuable Player

Dennis Eckersley	1988
Rickey Henderson	1989
Dave Stewart	1990

All-Star Game Most Valuable Player

Terry Steinbach	1988
-----------------	------

Outstanding Designated Hitter Award

Dave Kingman	1984
Dave Parker	1989

Joe Cronin Award

Rickey Henderson	1982
Jose Canseco	1988
Dave Stewart	1990

Roberto Clemente Award

Dave Stewart	1990
--------------	------

Tony Conigliaro Award

Jim Mecir	2003
-----------	------

The Hutch Award

Carney Lansford	1992
Jason Giambi	2000

Dave Stewart Community Service Award

Ernie Young	1996
Scott Spiezio	1997
Tom Candiotti	1998
Art Howe	1999
Jason Giambi	2000
Terrence Long	2001
Tim Hudson	2002
Scott Hatteberg	2003
Eric Chavez	2004
Barry Zito	2005
Mark Kotsay	2006
Mark Ellis	2007
Dana Eveland	2008
Dallas Braden/Kurt Suzuki	2009
Craig Breslow	2010

Josh Willingham	2011
Jonny Gomes	2012
Sean Doolittle	2013
Jed Lowrie	2014

Jim "Catfish" Hunter Award

Tim Hudson	2004
Mark Ellis	2005
Jason Kendall	2006
Mark Ellis	2007
Mike Sweeney	2008
Kurt Suzuki	2009
Ben Sheets	2010
Josh Willingham	2011
Jonny Gomes	2012
Coco Crisp	2013
Stephen Vogt	2014

AL Pitcher of the Month

Rick Langford	August, 1979
Matt Keough	April, 1981
Jay Howell	June, 1985
Steve Ontiveros	June, 1987
Dave Stewart	April, 1988
Mike Moore	July, 1989
Dave Stewart	April, 1990
Dave Stewart	September, 1990
Tim Hudson	September, 2000
Mark Mulder	July, 2001
Barry Zito	August, 2001
Barry Zito	September, 2001
Mark Mulder	June, 2002
Cory Lidle	August, 2002
Barry Zito	July, 2005
Esteban Loaiza	August, 2006
Dan Haren	May, 2007
Bartolo Colón	June, 2013
Sonny Gray	April, 2014
Sonny Gray	July, 2014

AL Player of the Month

Gene Tenace	September, 1975
Mike Davis	April, 1985
Carney Lansford	May, 1988
Jose Canseco	September, 1988
Jose Canseco	May, 1990
Dave Henderson	April, 1991
Mark McGwire	June, 1996
Jason Giambi	September, 2000
Jason Giambi	May, 2001
Jermaine Dye	August, 2001
Eric Chavez	September, 2001
Josh Donaldson	September, 2013

AL Rookie of the Month

Bobby Crosby	June, 2004
Joe Blanton	June, 2005
Joe Blanton	August, 2005
Andrew Bailey	August, 2009
Brett Anderson	September, 2009
Jemile Weeks	June, 2011
Yoenis Céspedes	September, 2012
Nate Freiman	May, 2013

ATHLETICS IN THE HALL OF FAME

Players (6)	Year Inducted	Pos.	Career Avg.	Years With Athletics
Frank Baker	1955	3B	.307	1908-14
Mickey Cochrane	1947	C	.320	1925-33
Jimmie Foxx	1951	1B	.325	1925-35
Rickey Henderson	2009	OF	.279	1979-1984; 89-93; 94-95; 98
Reggie Jackson	1993	OF	.262	1967-75; 87
Al Simmons	1953	OF	.334	1924-32; 40-41; 44

Pitchers (7)	Year Inducted	Career Record	Career ERA	Years With Athletics
Chief Bender	1953	212-127	2.46	1903-14
Dennis Eckersley	2004	197-171, 390 SVs	3.50	1987-95
Rollie Fingers	1992	114-118, 341 SVs	2.90	1968-76
Lefty Grove	1947	300-141	3.06	1925-33
Jim Hunter	1987	224-166	3.26	1965-74
Eddie Plank	1946	326-194	2.35	1901-14
Rube Waddell	1946	193-143	2.16	1902-07

Managers (3)	Year Inducted	Career Record	Years With Athletics
Tony La Russa	2014	2728-2365	1986-95
Connie Mack	1937	3776-4025	1901-50
Dick Williams	2008	1571-1451	1971-73

Other Hall of Famers Who Spent Part of Their Career With the Athletics (22): Orlando Cepeda (1972); Ty Cobb (1927-28); Eddie Collins (1906-14; 1927-30); Jimmy Collins (1907-08); Stan Coveleski (1912); Elmer Flick (1902); Nellie Fox (1947-49); Rich Gossage (1992-93); Whitey Herzog (1958-60); Waite Hoyt (1931); George Kell (1943-46); Nap Lajoie (1901-02; 1915-16); Willie McCovey (1976); Joe Morgan (1984); Satchel Paige (1965); Herb Pennock (1912-15); Enos Slaughter (1955-56); Tris Speaker (1928); Don Sutton (1985); Frank Thomas (2006; 08); Zack Wheat (1927); Billy Williams (1975-76).

Broadcasters Who Spent Part of Their Careers With the Athletics (Ford C. Frick Award): By Saam (1938-54); Harry Caray (1970); Jon Miller (1974); Lon Simmons (1981-1995)

Note: For purpose of comparison, the National Baseball Hall of Fame uses "games played" and "games won" as the determining factors for position players and pitchers who played for more than one club during their careers. Based on that criteria, Willie McCovey, for example, is not counted among the Athletics 16 representatives.

ATHLETICS RETIRED NUMBERS

JIM "CATFISH" HUNTER

27

Pitcher

Born: April 8, 1946


Batted: Right

Hall of Fame Induction: 1987

Birthplace: Hartford, NC

Threw: Right

Number Retired: June 9, 1991



A control pitcher with a sneaky fastball, Catfish Hunter enjoyed a 15-year major league career with the Kansas City/Oakland Athletics and the New York Yankees...posted a 224-166 career record with a 3.26 ERA before arm trouble ended his career at the age of 33...holds Oakland's all-time career mark for wins (131)...won 20 or more games five consecutive seasons (1971-75), including his Cy Young Award-winning season of 1974 when he won a career-high 25 games... won five World Series rings, three with the A's and two with the Yankees...was 4-0 with one save in seven World Series appearances with the A's...signed a free agent contract with the Yankees in 1975 and helped New York to three straight pennants (1976-78)...was an eight-time All-Star...pitched a perfect game on May 8, 1968 against the Minnesota Twins...made his major league debut in 1965 with the Kansas City Athletics and did not miss a start until 1977...a good hitting pitcher, he batted .350 (36-for-103) in 1971 and had a .226 lifetime average with six home runs... nicknamed "Catfish" for effect by A's owner Charles O. Finley...soft-spoken and humble with a dose of country charm, he was inducted into the Hall of Fame in 1987.


ROLLIE FINGERS

34

Pitcher

Born: August 25, 1946
Batted: Right
Hall of Fame Induction: 1992

Birthplace: Steubenville, OH
Threw: Right
Number Retired: July 5, 1993



Almost as famous for his handlebar mustache as his pitching, Rollie Fingers is one of the greatest relief pitchers in major league history...in his 17-year career spent with Oakland (1968-76), San Diego (1977-80) and Milwaukee (1981-85), the seven-time All-Star chalked up 341 saves to go along with a 114-118 career mark...made his ML debut in 1968 and began the 1969, '70 and '71 seasons as a starter, but finished all three seasons in the bullpen...became a full-time reliever in 1972, winning 11 games in relief and saving 21 to help Oakland to its first World Series appearance...saved 22 games and posted a 1.92 ERA in 1973...earned a win and two saves in the '74 World Series against the Los Angeles Dodgers...in 1975, pitched the final two innings of a four-pitcher no-hitter as he, Vida Blue, Glenn Abbott and Paul Lindblad combined to blank the California Angels, 5-0...signed a free agent contract with San Diego following the 1976 season and promptly led the National League in appearances (78) and saves (35)...posted a career high 37 saves for the Padres in 1978...returned to the American League in 1981 after being traded to Milwaukee and led the AL in saves with 28 to go along with a 1.04 ERA as the Brewers made their first-ever postseason appearance... captured both the Cy Young and Most Valuable Player Awards in 1981 after figuring in 55 percent of the Brewers victories...retired following the 1985 season...inducted into the Hall of Fame in 1992.


REGGIE JACKSON

9

Outfielder

Born: May 18, 1946
Batted: Left
Hall of Fame Induction: 1993

Birthplace: Wyncote, PA
Threw: Left
Number Retired: May 22, 2004



Was originally selected by the Kansas City Athletics in the first round of the 1966 June Draft and played for 21 seasons in the Major Leagues, including nine seasons in Oakland (1968-75; 1987)...was a .262 career hitter with 563 home runs and 1702 RBI...named American League Most Valuable Player in 1973...appeared in 12 All-Star Games, 11 League Championship Series and five World Series..."Mr. October" played in five World Series (27 games) and was a part of four world championship clubs...earned World Series MVP honors in 1973 with Oakland and again in 1977 with New York...belted three home runs in Game Six of the 1977 World Series, all on the first pitch...once said, "Some people call October a time of pressure. I call it a time of character"...stole 228 bases in his career...finished among the AL Top 10 in home runs 13 times and led the circuit on four occasions...had 16 seasons of at least 20 home runs which ties an AL record...had six seasons of 100 or more RBI...when his number was retired on May 22, 2004, he ranked second on Oakland's career charts in home runs (268), double (230) and extra base hits (521)...became the eighth player to have his number retired by at least two teams and third to have two different numbers retired...inducted into the Hall of Fame in 1993.


DENNIS ECKERSLEY

43

Pitcher

Born: October 3, 1954
Batted: Right
Hall of Fame Induction: 2004

Birthplace: Oakland, CA
Threw: Right
Number Retired: August 13, 2005




Dennis Eckersley blazed a unique path to the Hall of Fame that most likely will never be repeated, beginning his career as a highly-touted starting pitcher before transforming into arguably the best closer the game has ever seen...from 1988 to 1992, Eck averaged 44 saves a season and helped the A's to four American League West crowns, three AL pennants and a World Series title in 1989...had 15 career postseason saves, including four when he was named 1988 ALCS MVP against Boston...was a six-time All-Star, including four times with Oakland (1988, 90-92)...earned both the American League Cy Young and Most Valuable Player Awards in 1992 after recording a league leading, career high and Oakland record 51 saves in 54 opportunities...finished his Oakland career as the Athletics career leader in saves (320)...tossed a no-hitter against California on May 30, 1977 as a member of the Cleveland Indians...ended his 24-year major league career with a record of 197-171 to go along with 390 saves and a 3.50 ERA...inducted into the Hall of Fame in 2004...had his number retired by the Oakland Athletics on August 13, 2005.

Outfielder

Born: December 25, 1958
Batted: Right
Hall of Fame Induction: 2009

Birthplace: Chicago, IL
Threw: Left
Number Retired: August 1, 2009



Rickey Henderson is one of the greatest leadoff hitters in baseball history...when his 25-year career concluded following the 2003 season, he was Major League Baseball's all-time leader in runs (2295), stolen bases (1406) and walks (2190)...he also banged out 3,055 hits, 297 home runs and 1,115 RBI with a .401 on-base percentage...he also hit 81 home runs leading off a game, still a ML mark...Henderson made his ML debut with Oakland in 1979 and had four stints with the A's (1979-84, 89-93, 94-95, 98)...he also played for both New York teams, San Diego, Boston, Los Angeles, Anaheim, Seattle and Toronto...Henderson was a 10-time All-Star and was named 1990 American League Most Valuable Player after batting .325 with 28 home runs, 61 RBI, 119 runs scored, 97 walks and 65 stolen bases...he set the ML single season stolen base record with 130 in 1982 and led the league in steals 12 times...inducted into the Hall of Fame in 2009...had his number retired by the Oakland Athletics on August 1, 2009...at the time, he was Oakland's all-time leader in games (1704), at bats (6140), runs (1270), hits (1768), doubles (289), triples (41), walks (1227) and stolen bases (867).

SPECIAL RECOGNITION

WALTER A. HAAS, JR.

Owner/Managing General Partner 1980-95

Born: January 24, 1916

Birthplace: San Francisco, CA




One of the most beloved owners in the history of the Athletics organization, Walter A. Haas, Jr. purchased the A's from Charles O. Finley in 1980, saving the team from potentially moving out of the area...during his 15-year ownership period, the A's won one World Championship (1989) and captured three consecutive American League pennants (1988-90)...team broke franchise attendance records each of those seasons, attracting a record 2.9 million fans to the Coliseum in 1990...long considered one of the top business and civic leaders in the United States, Haas headed some of the finest corporations in the country, including Levi Strauss, Bank of America, United Air Lines and the Pacific Telephone Company...former A's slugger Mark McGwire once described Haas as "the nicest man who has ever been put on this earth"...the A's paid tribute to his ownership reign on September 17, 1995 on Haas Family Tribute Day, when an honorary jersey was retired...Haas passed away on September 20, 1995...inducted to the Bay Area Sports Hall of Fame in 2013.

JACKIE ROBINSON

Second Baseman

Born: January 31, 1919
Batted: Right
Hall of Fame Induction: 1962

Birthplace: Cairo, GA
Threw: Right



Jackie Robinson burst onto the scene in 1947, breaking baseball's color barrier and bringing the Negro leagues' electrifying style of play to the majors...quickly became baseball's top drawing card and a symbol of hope to millions of Americans...led the Dodgers to six pennants in his 10 seasons...dominated games on the base paths, stealing home 19 times while riling opposing pitchers with his daring baserunning style...was named National League MVP in 1949, leading the loop in hitting (.342) and steals (37), while knocking in 124 runs...passed away on October 24, 1972 in Stamford, Conn...was named to Major League Baseball's All-Century Team...number 42 was retired by every Major League team in 1997.

ATHLETICS ALL-STAR GAME SELECTIONS

- 1933 Connie Mack (manager), Jimmie Foxx (1b), Lefty Grove (p)
- 1934 Jimmie Foxx (1b), Pinky Higgins (3b)
- 1935 Jimmie Foxx (1b), Bob Johnson (of)
- 1936 Pinky Higgins (3b)
- 1937 Wally Moses (of)
- 1938 Bob Johnson (of)
- 1939 Russell Blackburne (coach), Frank Hayes (c), Bob Johnson (of)
- 1940 Frank Hayes (c), Bob Johnson (of)
- 1941 Frank Hayes (c)
- 1942 Bob Johnson (of)
- 1943 Russell Blackburne (coach), Dick Siebert (1b)
- 1944 Frank Hayes (c), Bobo Newsom (p)
- 1945 NO GAME
- 1946 Buddy Rosar (c), Sam Chapman (of)
- 1947 Buddy Rosar (c)
- 1948 Buddy Rosar (c)*, Joe Coleman (p)
- 1949 Eddie Joost (ss)*, Lou Brissie (p), Alex Kellner (p)
- 1950 Ferris Fain (1b)
- 1951 Ferris Fain (1b)*, Bobby Shantz (p)
- 1952 Ferris Fain (1b), Bobby Shantz (p), Eddie Joost (ss)
- 1953 Gus Zernial (of)*, Eddie Robinson (1b)
- 1954 Jim Finigan (3b)
- 1955 Jim Finigan (3b)*, Vic Power (1b)
- 1956 Harry Simpson (of), Vic Power (1b)
- 1957 Joe DeMaestri (ss)
- 1958 Bob Cerv (of)*
- 1959 Harry Craft (coach), Bud Daley (p), Roger Maris (of)****
- 1960 Bud Daley (p)
- 1961 Dick Howser (ss)
- 1962 Norm Siebern (1b), Hank Bauer (coach)****
- 1963 Norm Siebern (1b-of)
- 1964 John Wyatt (p)
- 1965 John O'Donoghue (p)
- 1966 Jim Hunter (p)
- 1967 Jim Hunter (p)
- 1968 Bert Campaneris (ss), Rick Monday (of), John Odom (p)
- 1969 Sal Bando (3b)*, Reggie Jackson (of)*, John Odom (p)
- 1970 Jim Hunter (p)
- 1971 Vida Blue (p), Dave Duncan (c), Reggie Jackson (of)
- 1972 Dick Williams (coach), Sal Bando (3b), Bert Campaneris (ss), Ken Holtzman (p), Jim Hunter (p), Reggie Jackson (of)*, Joe Rudi (of)
- 1973 Dick Williams (manager), Sal Bando (3b), Bert Campaneris (ss), Rollie Fingers (p), Ken Holtzman (p), Jim Hunter (p), Reggie Jackson (of)*
- 1974 Sal Bando (3b), Bert Campaneris (ss)*, Rollie Fingers (p), Jim Hunter (p), Reggie Jackson (of)*, Joe Rudi (of)
- 1975 Alvin Dark (manager), Wes Stock (coach), Vida Blue (p), Bert Campaneris (ss)*, Rollie Fingers (p), Reggie Jackson (of)*, Joe Rudi (of)*, Gene Tenace (c), Claudell Washington (of)
- 1976 Rollie Fingers (p), Phil Garner (2b)
- 1977 Wayne Gross (3b)
- 1978 Matt Keough (p)
- 1979 Jeff Newman (c)
- 1980 Rickey Henderson (of)
- 1981 Tony Armas (of), Mike Norris (p)
- 1982 Billy Martin (manager), Art Fower (coach), Jackie Moore (coach), Rickey Henderson (of)*
- 1983 Rickey Henderson (of)
- 1984 Bill Caudill (p), Rickey Henderson (of), Jackie Moore (coach)
- 1985 Jay Howell (p)
- 1986 Jose Canseco (of)
- 1987 Tony La Russa (coach), Rene Lachemann (coach), Jay Howell (p), Mark McGwire (1b)
- 1988 Jose Canseco (of)*, Dennis Eckersley (p), Carney Lansford (3b), Mark McGwire (1b)*, Terry Steinbach (c)*
- 1989 Tony La Russa (manager), Dave Duncan (coach), Art Kusnyer (coach), Jose Canseco (of)***, Mark McGwire (1b)*, Mike Moore (p), Terry Steinbach (c)*, Dave Stewart (p)*
- 1990 Tony La Russa (manager), Dave Duncan (coach), Dave McKay (coach), Jose Canseco (of)*, Dennis Eckersley (p), Rickey Henderson (of)*, Mark McGwire (1b)*, Bob Welch (p)*
- 1991 Tony La Russa (manager), Dave Duncan (coach), Rene Lachemann (coach), Tommie Reynolds (coach), Harold Baines (of), Dennis Eckersley (p), Dave Henderson (of)*, Rickey Henderson (of)*, Mark McGwire (1b)**
- 1992 Jose Canseco (of)***, Dennis Eckersley (p), Mark McGwire (1b)*
- 1993 Terry Steinbach (c)
- 1994 Ruben Sierra (of)
- 1995 Mark McGwire (1b)***, Steve Ontiveros (rhp)
- 1996 Mark McGwire (1b)
- 1997 Mark McGwire (1b)
- 1998 Art Howe (coach), Ben Grieve (of)
- 1999 John Jaha (1b)
- 2000 Jason Giambi (1b)*, Tim Hudson (rhp), Jason Isringhausen (rhp)
- 2001 Jason Giambi (1b)
- 2002 Miguel Tejada (ss), Barry Zito (lhp)
- 2003 Ramon Hernandez (c), Keith Foulke (rhp), Mark Mulder (lhp), Barry Zito (lhp)****
- 2004 Mark Mulder (lhp)*, Tim Hudson (rhp)***
- 2005 Justin Duchschere (rhp), Ken Macha (coach)
- 2006 Barry Zito (lhp)
- 2007 Dan Haren (rhp)*
- 2008 Justin Duchschere (rhp)
- 2009 Andrew Bailey (rhp)
- 2010 Andrew Bailey (rhp), Trevor Cahill (rhp)*****, Bob Geren (coach)
- 2011 Gio Gonzalez (lhp)
- 2012 Ryan Cook (rhp), Bob Melvin (coach)
- 2013 Grant Balfour (rhp), Bartolo Colón***** (rhp)
- 2014 Yoenis Céspedes (of), Josh Donaldson (3b)*, Sean Doolittle (lhp), Scott Kazmir (lhp), Brandon Moss (1b/of), Derek Norris (c), Jeff Samardzija (rhp)*****

* All-Star Game Starters

** Elected Starter, Injured

*** Injured, did not play

**** Second game addition

***** Ineligible List, did not play

***** Named to NL All-Star Team, ineligible list

OAKLAND ATHLETICS IN SEASON OPENERS

Year	Date	Opponent	W-L	Score	WP	LP	Attendance
1968	April 10	at Baltimore	L	1-3	Phoebus	Hunter	22,050
1969	April 8	Chicago	W	5-2	Odom	Peters	23,610
1970	April 7	at Kansas City	W	6-4	Odom	Bunker	18,127
1971	April 5	at Washington	L	0-8	Bosman	Blue	45,061
1972	April 15	Minnesota	W	4-3 (11)	Locker	LaRoche	9,912
1973	April 6	Minnesota	L	3-8	Blyleven	Hunter	37,972
1974	April 4	at Texas	W	7-2	Hunter	Bibby	21,907
1975	April 8	Chicago	W	3-2	Blue	Wood	17,474
1976	April 9	at California	W	5-2	Torrez	Tanana	30,094
1977	April 9	Minnesota	W	7-4	Torrez	Schuler	12,562
1978	April 7	at California	L	0-1	Tanana	Langford	29,194
1979	April 6	Minnesota	L	3-5	Goltz	Langford	10,387
1980	April 10	Minnesota	L	7-9 (12)	Corbett	McCatty	24,415
1981	April 9	at Minnesota	W	5-1	Norris	Koosman	42,658
1982	April 6	California	W	3-2 (11)	Jones	Aase	48,348
1983	April 4	Cleveland	L	5-8	Sutcliffe	Langford	34,831
1984	April 3	Milwaukee	W	6-5	Burgmeier	Fingers	45,398
1985	April 9	at Seattle	L	3-6	Moore	Codioli	37,161
1986	April 8	Minnesota	L	2-3	Viola	Codioli	44,726
1987	April 7	at Minnesota	L	4-5 (10)	Frazier	Krueger	43,548
1988	April 4	Seattle	W	4-1	Stewart	Langston	45,333
1989	April 3	Seattle	W	3-2	Stewart	Langston	46,163
1990	April 9	Minnesota	W	8-3	Stewart	Anderson	45,207
1991	April 9	Minnesota	W	7-2	Stewart	Morris	44,373
1992	April 6	Kansas City	W	5-3	Honeycutt	Aquino	44,078
1993	April 5	Detroit	W	9-4	Welch	Moore	43,370
1994	April 5	at Milwaukee	L	7-11	Kiefer	Ontiveros	52,012
1995	April 26	at Toronto	L	1-13	Cone	Stewart	50,426
1996	April 1	vs. Toronto*	L	6-9	Hanson	Reyes	7,292
1997	April 2	Cleveland	L	7-9	Kline	Wengert	41,332
1998	April 1	Boston	L	0-2	Martinez	Candiotti	36,915
1999	April 4	New York	W	5-3 (8)	Mathews	Stanton	46,380
2000	April 3	Detroit	L	4-7	Nomo	Appier	53,498
2001	April 2	at Seattle	L	4-5	Rhodes	Mecir	45,911
2002	April 1	Texas	W	8-3	Mulder	Park	43,908
2003	April 1	Seattle	W	5-0	Hudson	Garcia	41,723
2004	April 5	Texas	W	5-4	Bradford	Nelson	45,122
2005	April 4	at Baltimore	L	0-4	Lopez	Zito	48,271
2006	April 3	New York	L	2-15	Johnson	Zito	35,077
2007	April 2	at Seattle	L	0-4	Hernandez	Haren	46,002
2008	March 25	vs. Boston**	L	5-6 (10)	Okajima	Street	44,628
2009	April 6	at Los Angeles	L	0-3	Saunders	Braden	43,220
2010	April 5	Seattle	L	3-5	League	Ziegler	30,686
2011	April 1	Seattle	L	2-6	Hernandez	Breslow	36,067
2012	March 28	vs. Seattle**	L	1-3	Wilhelmsen	Carignan	44,227
2013	April 1	Seattle	L	0-2	Hernandez	Anderson	36,067
2014	March 31	Cleveland	L	0-2	Allen	Johnson	36,067

*Las Vegas, Nev.

**Tokyo, Japan

Overall Record: 20-27 (Oakland 16-13, Road 4-11, Tokyo 0-2, Las Vegas 0-1)

OAKLAND A'S OPENING DAY TRIVIA

Youngest Opening Day Starters

Claudell Washington, LF (1975)	20 yrs, 220 days
Rickey Henderson, LF (1980)	21 yrs, 106 days
Eric Chavez, 3B (1999)	21 yrs, 119 days
Claudell Washington, RF (1976)	21 yrs, 221 days
Vida Blue, P (1971)	21 yrs, 251 days
Jose Canseco, LF (1986)	21 yrs, 280 days
Reggie Jackson, RF (1968)	21 yrs, 327 days
Ben Grieve, RF (1998)	21 yrs, 332 days

Oldest Opening Day Starters

Reggie Jackson, DH (1987)	40 yrs, 324 days
Tom Candiotti, P (1998)	40 yrs, 213 days
Joe Morgan, 2B (1984)	40 yrs, 196 days
Tony Phillips, 2B (1999)	39 yrs, 344 days
Randy Velarde, 2B (2002)	39 yrs, 128 days
Rickey Henderson, LF (1998)	39 yrs, 97 days
Don Baylor, DH (1988)	38 yrs, 281 days
Mike Piazza, DH (2007)	38 yrs, 209 days

OAKLAND A'S OPENING DAY LINEUPS

1968

Campaneris . . . SS
R. Jackson . . . RF
Bando 3B
Webster 1B
Donaldson . . . 2B
Pagliaroni . . . C
Gosger LF
Monday CF
Hunter P

1969

Campaneris . . . SS
R. Jackson . . . RF
Hershberger . . LF
Bando 3B
Cater 1B
Green 2B
Monday CF
Duncan C
Odom P

1970

Campaneris . . . SS
Monday CF
F. Alou LF
R. Jackson . . . RF
Bando 3B
Mincher 1B
Green 2B
Fernandez . . . C
Odom P

1971

Campaneris . . . SS
F. Alou LF
R. Jackson . . . RF
Mincher 1B
Bando 3B
Monday CF
Duncan C
Green 2B
Blue P

1972

Campaneris . . . SS
Rudi LF
R. Jackson . . . RF
Bando 3B
Epstein 1B
B. Brooks CF
Duncan C
Green 2B
Holtzman P

1973

North DH
Maxvill SS
Rudi LF
R. Jackson . . . RF
Bando 3B
Tenace 1B
Conigliaro . . . CF
Fosse C
Green 2B
Hunter P

1974

North CF
Campaneris . . . SS
Bando 3B
R. Jackson . . . RF
Tenace 1B
Rudi LF
D. Johnson . . . DH
Fosse C
Green 2B
Hunter P

1975

North CF
Campaneris . . . SS
Bando 3B
R. Jackson . . . RF
Rudi 1B
B. Williams . . . DH
Tenace C
C. Washington . LF
Garner 2B
Blue P

1976

North CF
Campaneris . . . SS
C. Washington . RF
Baylor 1B
Rudi LF
Bando 3B
Tenace C
B. Williams . . . DH
Garner 2B
M. Torrez P

1977

North CF
Scott 2B
Page LF
Allen 1B
Sanguillen . . . C
Gross 3B
E. Williams . . . DH
Armas RF
Picciolo SS
M. Torrez P

1978

Dilone LF
North CF
Thomasson . . . 1B
Armas RF
G. Alexander . . DH
Essian C
Gross 3B
Guerrero SS
Staggs 2B
Langford P

1979

Burke LF
Dilone RF
Page DH
Newman C
Revering 1B
Edwards 2B
Armas CF
Kluttz 3B
Picciolo SS
Langford P

1980

Henderson LF
Murphy CF
Heath C
Newman 1B
Essian DH
Armas RF
Guerrero SS
Kluttz 3B
Picciolo 2B
Langford P

1981

Henderson LF
Murphy CF
C. Johnson . . . DH
Armas RF
Heath C
Newman 1B
Babitt 2B
McKay 3B
Picciolo SS
Norris P

1982

Henderson LF
Murphy CF
Meyer DH
Armas RF
Gross 3B
Spencer 1B
Lopes 2B
Kearney C
Stanley SS
Langford P

1983

Henderson LF
Davis RF
Lansford 3B
Murphy CF
Burroughs DH
Moore 1B
Lopes 2B
Kearney C
Phillips SS
Langford P

1984

Henderson LF
Murphy CF
Morgan 2B
Lansford 3B
Bochte 1B
Kingman DH
Davis RF
Heath C
Hill SS
McCatty P

1985

Collins LF
Lansford 3B
Murphy CF
Kingman DH
Bochte 1B
Heath C
Davis RF
Hill 2B
Griffin SS
Codirolì P

1986

Phillips 2B
Murphy CF
Baker DH
Kingman 1B
Canseco LF
Lansford 3B
Davis RF
Griffin SS
Tettleton C
Codirolì P

1987

Davis RF
Phillips 2B
Lansford 3B
Canseco LF
Jackson DH
Murphy CF
R. Nelson 1B
Tettleton C
Griffin SS
Young P

1988

Phillips 2B
Lansford 3B
Canseco RF
McGwire 1B
Parker LF
Henderson CF
Baylor DH
Steinbach C
Weiss SS
Stewart P

1989

Phillips LF
D. Henderson . . CF
Lansford 3B
McGwire 1B
Steinbach C
Parker DH
Hubbard 2B
Javier RF
Weiss SS
Stewart P

1990

R. Henderson . . LF
Lansford 3B
Canseco RF
McGwire 1B
D. Henderson . . CF
Steinbach C
Javier DH
Gallego 2B
Weiss SS
Stewart P

1991

R. Henderson . . LF
D. Henderson . . CF
Canseco RF
Baines DH
Steinbach C
McGwire 1B
Riles 3B
Weiss SS
Gallego 2B
Stewart P

1992

R. Henderson . . LF
Wilson CF
Canseco RF
Baines DH
McGwire 1B
Steinbach C
Lansford 3B
Bordick SS
Blankenship . . . 2B
Stewart P

1993

R. Henderson . . . LF
 D. Henderson . . . CF
 Sierra RF
 McGwire 1B
 Neel DH
 Steinbach C
 Browne 3B
 Bordick SS
 Blankenship . . . 2B
 Welch P

1994

Henderson LF
 Javier CF
 Sierra RF
 McGwire 1B
 Gates 2B
 Neel DH
 Steinbach C
 Brosius 3B
 Bordick SS
 Witt P

1995

Henderson LF
 Javier CF
 Berroa DH
 Sierra RF
 McGwire 1B
 Steinbach C
 Brosius 3B
 Gallego 2B
 Bordick SS
 Stewart P

1996

Young CF
 Gates 2B
 Giambi 1B
 Berroa DH
 Plantier LF
 Muñoz RF
 Steinbach C
 Lovullo 3B
 Bordick SS
 Reyes P

1997

Batista SS
 Brosius 3B
 Canseco RF
 McGwire 1B
 Berroa DH
 Giambi LF
 Young CF
 Spiezio 2B
 Williams C
 Prieto P

1998

Henderson LF
 Magadan 3B
 Grieve RF
 Stairs DH
 Giambi 1B
 Spiezio 2B
 Hinch C
 McDonald CF
 Bournigal SS
 Candiotti P

1999

Phillips 2B
 McDonald CF
 Giambi DH
 Stairs RF
 Jaha 1B
 Grieve LF
 Chavez 3B
 Hinch C
 Tejada SS
 Heredia P

2000

Becker CF
 Tejada SS
 Giambi, Ja 1B
 Jaha DH
 Stairs RF
 Grieve LF
 Hernandez C
 Chavez 3B
 Menechino 2B
 Appier P

2001

Damon LF
 Ortiz 2B
 Giambi, Ja 1B
 Saenz DH
 Chavez 3B
 Tejada SS
 Long CF
 Giambi, Je RF
 Hernandez C
 Hudson P

2002

Giambi, Je LF
 Velarde 2B
 Hatteberg DH
 Justice RF
 Chavez 3B
 Tejada SS
 Long CF
 Hernandez C
 Pena 1B
 Mulder P

2003

Ellis 2B
 Hatteberg 1B
 Tejada SS
 Chavez 3B
 Dye RF
 Durazo DH
 Long LF
 Hernandez C
 Singleton CF
 Hudson P

2004

Kotsay CF
 Kieilty LF
 Chavez 3B
 Dye RF
 Durazo DH
 Karros 1B
 Crosby SS
 Miller C
 Scutaro 2B
 Hudson P

2005

Kotsay CF
 Kendall C
 Chavez 3B
 Durazo DH
 Hatteberg 1B
 Byrnes LF
 Crosby SS
 Swisher RF
 Ellis 2B
 Zito P

2006

Ellis 2B
 Kotsay CF
 Crosby SS
 Chavez 3B
 Thomas DH
 Bradley RF
 Payton LF
 Kendall C
 Swisher 1B
 Zito P

2007

Kendall C
 Stewart LF
 Bradley CF
 Piazza DH
 Chavez 3B
 Swisher 1B
 Crosby SS
 Buck RF
 Ellis 2B
 Haren P

2008

Buck RF
 Ellis 2B
 Barton 1B
 Cust DH
 Brown LF
 Crosby SS
 Hannahan 3B
 Suzuki C
 R. Sweeney CF
 Blanton P

2009

Sweeney CF
 Cabrera SS
 Giambi DH
 Holliday LF
 Garciaparra 1B
 Chavez 3B
 Suzuki C
 Cust RF
 Ellis 2B
 Braden P

2010

Davis CF
 Barton 1B
 Sweeney RF
 Kouzmanoff 3B
 Suzuki C
 Chavez DH
 Ellis 2B
 Buck LF
 Pennington SS
 Sheets P

2011

Crisp CF
 Barton 1B
 DeJesus RF
 Willingham LF
 Matsui DH
 Suzuki C
 Ellis 2B
 Kouzmanoff 3B
 Pennington SS
 Cahill P

2012

Weeks 2B
 Pennington SS
 Crisp LF
 Smith DH
 Suzuki C
 Reddick RF
 Céspedes CF
 Allen 1B
 Sogard 3B
 McCarthy P

2013

Crisp CF
 Jaso C
 Reddick RF
 Céspedes LF
 Lowrie SS
 Moss 1B
 Donaldson 3B
 Smith DH
 Sogard 2B
 Anderson P

2014

Crisp CF
 Donaldson 3B
 Lowrie SS
 Moss DH
 Céspedes LF
 Jaso C
 Reddick RF
 Barton 1B
 Sogard 2B
 Gray P

OAKLAND A'S OPENING DAY TRIVIA**Most Starts**

12 Rickey Henderson
 11 Eric Chavez
 9 Sal Bando
 Reggie Jackson
 Carney Lansford
 Mark McGwire
 Terry Steinbach
 8 Bert Campaneris
 Mark Ellis
 Dwayne Murphy

Most Starts by Position

P: Stewart 6, Langford, 5, Hunter 3,
 Hudson 3
 C: Steinbach 9, Suzuki 5, Heath 4,
 Hernandez 4
 1B: McGwire 9, Giambi 4, Barton 4
 2B: Ellis 8, Green 6, Phillips 4
 3B: Chavez 10, Bando 9, Lansford 9
 SS: Campaneris 8, Bordick 5, Tejada 5,
 Crosby 5
 LF: Henderson 12, Rudi 4, four with 2
 CF: Murphy 8, North 5, D. Henderson 5
 RF: Jackson 8, Armas 5, Canseco 5,
 Davis 5
 DH: Berroa 3, Durazo 3, six with 2

THE CHAMPIONSHIP YEARS

1910: Finished with a 102-48 record and outdistanced the New York Highlanders by 14.5 games in the American League standings... defeated the Chicago Cubs in five games to win the first of five World Championships in Philadelphia...102 wins set a new American League record...opened the season in Washington in a game attended by President William Howard Taft, who honored the game by throwing out the first ball, setting a precedent which was followed by each of his successors until the Senators left Washington following the 1971 season...the pitching staff, headlined by Jack Coombs, Chief Bender, Cy

Morgan and Eddie Plank, finished with a 1.79 ERA... Coombs emerged as the ace of the pitching staff and finished with a 31-9 record and a 1.30 ERA, including 13 shutouts...compiled a 46-inning scoreless streak during the season...the infield of Stuffy McInnis, Eddie Collins, Jack Barry, and Frank Baker would become known as the "\$100,000 Infield"...won the first three games of the World Series before the Cubs took game four, 4-3 in 10 innings...Coombs won his third game of the series in Game 5, outpitching Mordecai Brown to lift the A's to their first world title.

1911: Dominated the American League for the second straight season, finishing with a 101-50 record...defeated the New York Giants in six games to capture a second straight world championship...offense was paced by Eddie Collins, Frank Baker, Stuffy McInnis, Eddie Murphy and Bris Lord...Baker captured the American League home run title with 11 round trippers, earning him the nickname "Home Run" Baker...clinched the pennant on Sept. 26 with an 11-5 win over Detroit at Shibe Park, as Baker hit two doubles and two home runs...faced the New York Giants in the World Series in a rematch of the 1905 Fall Classic, won by the Giants...Christy Mathewson and Chief Bender square-off in Game 1, just as they did in the 1905 Series finale...a run-scoring double by New York's Josh Devore in the seventh inning breaks a 1-1 tie as the Giants capture the first game...the A's won Game 2, 3-1, behind the pitching of Eddie Plank and a home run by Baker...A's took a 2-1 lead in the series by winning Game 3, 3-2 in 11 innings at the Polo Grounds...after heavy rains forced postponement of the series for a week, the A's captured Game 4 at Shibe Park, 4-2, as Bender outdueled Mathewson...the Giants staved off elimination by winning Game 5 at the Polo Grounds, 4-3 in 10 innings...the A's routed the Giants, 13-2 in Game 6 to capture their second straight World Series title.

1911 World Champion Philadelphia Athletics



1911 PHILADELPHIA ATHLETICS – Front row: Topsy Hartsel, Doc Martin, Dave Danforth, Louis Van Zeldt (mascot), Stuffy McInnis, Eddie Collins, Jack Barry; Row two: Rube Oldring, Bris Lord, Danny Murphy, Manager Connie Mack, Eddie Plank, Jack Lapp, Amos Strunk; Top row: Harry Davis, Frank Baker, Jack Coombs, Harry Krause, Ira Thomas, Chief Bender, Claude Derrick, Cy Morgan, Padding Livingston

1910 World Champion Philadelphia Athletics



1910 PHILADELPHIA ATHLETICS – Front row: Topsy Hartsel, Stuffy McInnis, Tom Atkins, Harry Krause, bat boy Louis Van Zelt, Jim Dygert, Eddie Collins, Jack Barry and Pat Livingston; Second row: Rube Oldring, Bris Lord, Danny Murphy, Manager Connie Mack, Eddie Plank, Jack Lapp and Amos Strunk; Top row: Harry Davis, Frank Baker, Jack Coombs, Ira Thomas, Chief Bender, Ben Hauser, Claude Derrick, Cy Morgan and Pat Donohue.

1913: The Athletics post a 96-57 regular season record and outdistanced Washington by six and a half games to reclaim the American League pennant...defeated the New York Giants in five games to capture their third World Series title in four years...moved into first place in April and stayed atop the AL standings the rest of the way...Jack Coombs, three years removed from a 31-win season, missed the entire campaign with typhoid fever...Chief Bender (21-10), Eddie Plank (18-10), Boardwalk Brown (17-11), Byron "Duke" Houck (14-6) and rookie "Bullet" Joe Bush (14-6) anchored the pitching staff...the "\$100,000 Infield" turned in another

er solid season...Frank Baker hit .336 to go along with an American League-best 12 home runs and 117 RBI... Stuff McInnis hit .324 with 90 RBI, Collins finished with a .345 average while Barry batted .275...the Athletics and Giants split the first two games of the series before the A's win Games 3, 4 and 5 to capture their third World Series title.

1929: Behind a high-powered offense that featured six .300 hitters and the league's best pitching staff paced by Lefty Grove and George Earnshaw, the A's finish with a 104-46 record and capture the American League pennant by 18 games over the New York Yankees...defeat the Chicago Cubs

in five games to win their fourth World Series title...the championship is the culmination of a long journey back to the top of the baseball world for Connie Mack's club...after winning the 1914 pennant, the A's spent the next seven seasons in the AL cellar before finishing seventh in 1922...finished sixth in 1923, fifth in '24, second in '25, third in '26 and second in '27 and '28 before winning the pennant in 1929...Al Simmons leads the American League with 157 RBI and finishes second with a .365 batting average...Jimmie Foxx hits .354 with 33 home runs while catcher Mickey Cochrane finishes with a .331 average...Bing Miller (.335), Jimmy Dykes (.327) and Mule Haas (.313) also top the .300 mark for the season...Earnshaw (24-8, 3.29) and Grove (20-6, 2.81) combine for 44 wins.

1930: After posting a 102-52 regular season record, the Athletics successfully defend their World Championship by defeating a hard-nosed St. Louis Cardinals team in six games...offensively, Al Simmons leads the AL with a .381 average to go along with 36 home runs...Jimmie Foxx hits .335 and his 37 home runs rank tied for third in the league behind Babe Ruth (49) and Lou Gehrig (41)...Mickey Cochrane finishes the year with a .357 average...Lefty Grove posts a 28-5 record to go along with a 2.54 ERA while George Earnshaw finishes with a 22-13 record and a 4.44 ERA...the 1931 Athletics won a franchise record 107 games, but were denied a third straight championship after losing to the St. Louis Cardinals in a seven-game World Series...after finishing second in 1932 and third in 1933, the A's would average 92 losses a season for the next 21 years before relocating to Kansas City for the 1955 season.

1972: The Swingin' A's finished with a 93-62 regular season record and held off the Chicago White Sox to capture a second straight American League West title...defeated the Detroit Tigers in five games in the American League Championship Series to advance to the World Series, where they defeated the heavily-favored Cincinnati Reds in seven games...the pitching staff, led by Jim "Catfish" Hunter (21-7), Ken Holtzman (19-11), John "Blue Moon" Odom (15-6) and closer Rollie Fingers (11-9, 21 saves), finished second in the American League with a 2.58

ERA...a contract dispute forced Vida Blue, who won both the AL Cy Young Award and league MVP honors a year before, to miss spring training and he did not make his first start until May 28th...led by Mike Epstein (26) and Reggie Jackson (25), the A's led the American League with 134 home runs...Jackson tore a hamstring muscle in the fifth game of the ALCS vs. Detroit and was sidelined for the World Series...Gene Tenace, who hit just .225 with five home runs during the regular season, hits a then-Fall Classic record four home runs to go along with a .348 average to earn World Series MVP honors.

1913 World Champion Philadelphia Athletics



1913 PHILADELPHIA ATHLETICS – Front row: Byron Houck, Eddie Murphy, Eddie Plank, Amos Strunk, Danny Murphy, Jimmy Walsh, John Taff; Middle row: Tom Daley, Wally Schang, Jack Lapp, Boardwalk Brown, Chief Bender, Weldon Wyckoff, Harry Davis, Billy Orr; Top row: Joe Bush, Stuff McInnis, Jack Barry, Eddie Collins, Frank Baker, Manager Connie Mack, Rube Oldring, Ira Thomas

1929 World Champion Philadelphia Athletics



1929 PHILADELPHIA ATHLETICS – Front row: Mule Haas, Joe Boley, Homer Summa, Walter French, Carroll Yerkes, Earl Mack, Eddie Collins, Jim Cronin, Sammy Hale, Max Bishop; Middle row: Charlie Perkins, Eddie Rommel, Jimmy Foxx, Trainer E.E. Ebling, Business Manager R. Von Ohl, Manager Connie Mack, President Thomas Shibe, Kid Gleason, Howard Ehmke, Jimmy Dykes, Mickey Cochrane; Top row: Bill Shores, Bevo Lebourveau, George Burns, Lefty Grove, Rube Walberg, Steve Pflueger, George Earnshaw, Al Simmons, Bing Miller, Bill Breckinridge, Jack Quinn

The Championship Years, continued

1973: The A's claim their third straight AL West title with a 94-68 record and dispatch the Baltimore Orioles to win a hard-fought five-game ALCS...defeat the New York Mets in seven games to capture a second straight World Championship... Reggie Jackson leads the American League in home runs (32) and RBI (117) and hits .293 to earn AL MVP honors...after hitting just .143 against Baltimore in the ALCS, Jackson earns World Series MVP honors after hitting .310 with three doubles, a triple and a home run against the Mets... third baseman Sal Bando hits .287 with 29 home runs and 98 RBI while playing all 162 games at third base... All-Star shortstop Campy Campaneris

reaches the 150-hit plateau for the second consecutive season and for the sixth time in 10 years...hit .333 vs. Baltimore and set then-ALCS records for total bases (14) and stolen bases (3) and ties an ALCS record with two home runs...hit .290 with six runs, three stolen bases, a triple and home run vs. the Mets in the World Series... Dick Green bounces back from an injury-plagued 1972 campaign to set a then-Oakland record for highest fielding percentage by a second baseman (.988)...Bill North, acquired in a trade with the Cubs in the off-season, emerges as the A's everyday center fielder, but a late season ankle injury forces him to miss both the ALCS and World Series... catcher Ray Fosse is acquired from Cleveland during spring training and establishes career highs in games played (143), at bats (492), doubles (23) and triples (2)...pitching staff is paced by 20-game winners Catfish Hunter (21-5), Ken Holtzman (21-13) and Vida Blue (20-9)...Hunter posts his third straight 21-win season despite missing a month of the season with an injury...strung together 13-straight victories from June 2 to September 5... Hunter posted two wins over Baltimore in the ALCS, including a 3-0 shutout in Game 5...he kept his record perfect in World Series play, winning Game 6 against the Mets...Holtzman wins seven games in the month of May and finishes with four shutouts among his 16 complete games...after a slow start, Blue wins 11 of his last 13 decisions down the stretch to notch his second 20-win season in just his third full Major League season...Blue tossed a team-high four shutouts during the season...Manager Dick Williams resigns shortly after the season after failing to come to terms on a new contract.



1930 PHILADELPHIA ATHLETICS – Front row: Joe Boley, Max Bishop, Jimmy Dykes, Eddie Collins, Manager Connie Mack, Kid Gleason, Eddie Rommel, Al Simmons, Mickey Cochrane; Middle row: Ralph Perkins, Frank Higgins, Homer Summa, Jimmy Foxx, Dibrell Williams, Bing Miller, Lefty Grove, Jimmy Moore, Charlie Perkins; Top row: Trainer Dr. E. E. Ehling, Leroy Mahaffey, George Ernschaw, George Haas, William Shores, Wally Schang, Coach Earl Mack and Jack Quinn

1972 World Champion Oakland Athletics



1972 OAKLAND A's – Front row: Matty Alou, Mike Hegan, bat boy Ron Pieraldi, Tim Cullen, Dick Green; Second row: Travelling secretary Tom Corwin, Bert Campaneris, Angel Mangual, Coach Jerry Adair, Coach Bill Posedel, Manager Dick Williams, Coach Vern Hoscheit, Coach Irv Noren, John "Blue Moon" Odom, Ted Kubiak; Third row: Trainer Joe Romo, Reggie Jackson, Gonzalo Marquez, Joe Horlen, Darold Knowles, Gene Tenace, Dal Maxvill, Sal Bando, Dave Hamilton, Vida Blue, Frank Ciensczyk; Fourth row: Joe Rudi, Don Mincher, Ken Holtzman, Rollie Fingers, George Hendrick, Bob Locker, Mike Epstein, Dave Duncan, Jim "Catfish" Hunter

1974: Under new manager Alvin Dark, the A's defeat the Los Angeles Dodgers to claim their third straight World Series...finish the regular season with a 90-72 record and win their fourth straight AL West title by five games over Texas...defeat the Baltimore Orioles in a four-game ALCS to set up the first ever All-California World Series against the Dodgers...Catfish Hunter captures the American League Cy Young Award after winning a career high 25 games to go along with a 2.49 ERA... Rollie Fingers makes a career high 76 appearances to set a then-Oakland record...he was named World Series MVP after chalking up a win, two saves and a 1.93 ERA in four appearances...Fingers earned the win in Game 1 as he worked 4.1 innings in relief of Ken Holtzman...Campy Campaneris hits a career high .290

and steals over 30 bases for the 10th straight season...Campy batted .353 in five World Series games against the Dodgers...Joe Rudi led the AL in doubles (39) and total bases (287) while finishing third in RBI (99), fourth in slugging (.484) and fifth in hits (174)...Sal Bando finishes second in the American League with 103 RBI...he hit game winning home runs in the second and third games of the ALCS vs. Baltimore...Reggie Jackson starts the season by batting .399 with 15 home runs and 42 RBI over the first 50 games...he made his fifth All-Star Game appearance in six years and amassed over 3.5 million votes in the fan balloting, nearly 800,000 more than runner up Hank Aaron...after a blazing start, Jackson hits just .239 with 14 home runs and 51 RBI over the final 104 games of the season... Claudell Washington made the jump from Double A to appear in 73 games and is named to Topps Rookie All-Star Team.



1973 OAKLAND A's – Front row: Reggie Jackson, Jim “Catfish” Hunter, Pat Bourque, batboy Ron Pieraldi, Dick Green, Vic Davalilo, Billy North; Second row: Bert Campaneris, Vida Blue, Paul Lindblad, Coach Jerry Adair, Coach Vern Hoscheit, Manager Dick Williams, Coach Irv Noren, Coach Wes Stock, Sal Bando, Gene Tenace; Third row: Trainer Joe Romo, traveling secretary Jim Bank, Angel Mangual, Jesus Alou, Joe Rudi, John “Blue Moon” Odom, Mike Andrews, Ted Kubiak, equipment manager Frank Ciensczyk; Fourth Row: Horacio Pina, Ken Holtzman, Deron Johnson, Rollie Fingers, Billy Conigliaro, Ray Fosse, Darold Knowles and Allan Lewis

1989: The A's posted a regular season mark of 99-63 and finished seven games ahead of Kansas City in the American League West Division...defeated Toronto in five games to win a second straight American League pennant...swept the San Francisco Giants in the “Battle of the Bay” World Series, which will always be remembered for the devastating earthquake that struck on Oct. 17 at 5:04 pm, just minutes before the first pitch of Game 3 at Candlestick Park...for the second straight season, won more regular season games than any team in the Majors... never led the AL West by more than 4.5 games until the final week and never were more than three games out of the division lead...were an injury-plagued team for the first four months of the season as 11 different players spent time on the disabled list, including Jose Canseco, Mark McGwire, Storm Davis, Walt Weiss, Dennis Eckersley and Bob Welch...pitching staff posted the lowest ERA in the American League (3.09) for the second straight season... tossed a Major League-best 20 shutouts on the year...starting pitchers Dave Stewart (21-9), Mike Moore (19-11), Storm Davis (19-7) and Bob Welch (17-8) combined for a 76-35 record with a 3.25 ERA...Stewart became the first pitcher to string together three 20-win seasons since Hall of Famer Jim Palmer accomplished the feat from 1975-78...became just the second player in Oakland history to reel off three straight 20-win seasons...was the first since

Catfish Hunter won 20 or more games during a four year stretch from 1971-74...was 4-0 in four postseason starts and earned World Series MVP honors...third baseman Carney Lansford set an Oakland single-season record with a .336 batting average, which was the second best mark in the AL...offense received a tremendous boost when the team reacquired Oakland native Rickey Henderson in a trade with the New York Yankees on June 20th...Henderson hit .294 and reached base safely in 80 of the 85 games he played with Oakland down the stretch...tied Wade Boggs for the AL lead in runs scored (113) and topped the loop with a career high 126 walks...was named ALCS MVP after hitting .400 with 15 total bases, eight runs scored, five RBI



1974 OAKLAND A's – Front row: Jim “Catfish” Hunter, Dal Maxvill, Angel Mangual, Jim Holt; Second row: Bert Campaneris, Paul Lindblad, Vida Blue, Coach Bob Hofman, Coach Bobby Winkles, Manager Alvin Dark, Coach Wes Stock, Coach Jerry Adair, Sal Bando, Ted Kubiak, Billy North; Third row: Trainer Joe Romo, Traveling secretary Jim Bank, Herb Washington, Reggie Jackson, Jesus Alou, Dave Hamilton, Glenn Abbott, Joe Rudi, Ray Fosse, Dick Green, Phil Garner, Equipment manager Frank Ciensczyk; Top row: Claudell Washington, Gene Tenace, Larry Haney, Ken Holtzman, Rollie Fingers, John “Blue Moon” Odom, Darold Knowles

The Championship Years, continued

and seven walks in five games vs. the Blue Jays...hit a combined .441 in nine postseason games...Dave Parker topped the team with 97 RBI to go along with 22 home runs... McGwire ranked third in the AL with 33 home runs and ranked 10th in RBI (95)...Mike Gallego, who was thrust into the starting shortstop's role with Weiss sidelined for 65 games with an injury, finished the season with career highs in virtually every offensive category, including average (.252), runs (45), hits (90) home runs (3) and RBI (30)...Canseco, who won AL MVP honors the year before, missed the first 88 games of the season due to a stress fracture of the hook of the hamate bone in his left hand...despite missing the first half of the season, still managed to finish third on the team in homers (17) and fourth in RBI (57)...hit a tremendous home run in Game 4 of the ALCS off Mike Flanagan, a blast that carried into the fifth deck in Toronto's SkyDome.



1989 OAKLAND A's – In front: Bat Boy *Tori Lewis*, Bat Boy *Evan Mattrai*, Bat Boy *Brian Caskey*; Front row: *Mike Gallego*, *Jim Corsi*, *Felix Jose*, Hitting Coach *Merv Rettenmund*, First Base Coach *Dave McKay*, Third Base Coach *Rene Lachemann*, Manager *Tony La Russa*, Pitching Coach *Dave Duncan*, Bullpen Coach *Art Kusnyer*, Bench Coach *Tommy Reynolds*, *Glenn Hubbard*, *Matt Sinatro*, *Luis Polonia*, *Stan Javier*; Second row: Traveling Secretary *Mickey Morabito*, Equipment manager *Frank Ciensczyk*, *Jose Canseco*, *Storm Davis*, *Dennis Eckersley*, *Bob Welch*, *Carney Lansford*, *Mark McGwire*, *Eric Plunk*, *Dave Parker*, Trainer *Barry Weinberg*, Assistant Trainer *Larry Davis*; Top row: *Tony Phillips*, *Todd Burns*, *Brian Snyder*, *Dave Henderson*, *Ron Hassey*, *Greg Cadaret*, *Mike Moore*, *Dave Stewart*, *Walt Weiss*, *Gene Nelson*, *Terry Steinbach*, *Rick Honeycutt*, *Curt Young*

ALL-TIME POSTSEASON RESULTS

AMERICAN LEAGUE WILD CARD

2014	Date	Site	W/L	Score	Winner	Loser	Save	Attendance
1	9/30	at Kansas City	L	8-9 (12)	Frasor	Otero		40,502

AMERICAN LEAGUE DIVISION SERIES

1981	Date	Site	W/L	Score	Winner	Loser	Save	Attendance
1	10/6	at Kansas City	W	4-0	NORRIS	LEONARD		40,592
2	10/7	at Kansas City	W	2-1	McCATTY	Jones		40,274
3	10/9	at Oakland	W	4-1	Langford	Gura	Beard	40,002

2000	Date	Site	W/L	Score	Winner	Loser	Save	Attendance
1	10/3	at Oakland	W	5-3	Heredia	Clemens	Isringhausen	47,360
2	10/4	at Oakland	L	0-4	Pettitte	Appier	Rivera	47,860
3	10/6	at New York	L	2-4	Hernandez	HUDSON	Rivera	56,606
4	10/7	at New York	W	11-1	Zito	Clemens		56,915
5	10/8	at Oakland	L	5-7	Stanton	Heredia	Rivera	41,170

2001	Date	Site	W/L	Score	Winner	Loser	Save	Attendance
1	10/10	at New York	W	5-3	Mulder	Clemens	Isringhausen	56,697
2	10/11	at New York	W	2-0	Hudson	Pettitte	Isringhausen	56,684
3	10/13	at Oakland	L	0-1	Mussina	Zito	Rivera	55,861
4	10/14	at Oakland	L	2-9	Hernandez	Lidle		43,681
5	10/15	at New York	L	3-5	Stanton	Mulder	Rivera	56,642

2002	Date	Site	W/L	Score	Winner	Loser	Save	Attendance
1	10/1	at Oakland	L	5-7	Radke	Lilly	Guardado	34,853
2	10/2	at Oakland	W	9-1	Mulder	Mays		31,953
3	10/4	at Minnesota	W	6-3	Zito	Reed	Koch	55,932
4	10/5	at Minnesota	L	2-11	Milton	Hudson		55,960
5	10/6	at Oakland	L	4-5	Radke	Mulder		32,146

2003	Date	Site	W/L	Score	Winner	Loser	Save	Attendance
1	10/1	at Oakland	W	5-4 (12)	Harden	Lowe		50,606
2	10/2	at Oakland	W	5-1	Zito	Wakefield		36,305
3	10/4	at Boston	L	1-3 (11)	Williamson	Harden		35,460
4	10/5	at Boston	L	4-5	Williamson	Foulke		35,048
5	10/6	at Oakland	L	3-4	Martinez	Zito	Lowe	49,397

2006	Date	Site	W/L	Score	Winner	Loser	Save	Attendance
1	10/3	at Minnesota	W	3-2	Zito	Santana	Street	55,542
2	10/4	at Minnesota	W	5-2	Calero	Neshek	Street	55,710
3	10/6	Minnesota	W	8-3	Haren	Radke		35,694

2012	Date	Site	W/L	Score	Winner	Loser	Save	Attendance
1	10/6	at Detroit	L	1-3	Verlander	Parker	Valverde	43,323
2	10/7	at Detroit	L	4-5	Albuquerque	Balfour		40,684
3	10/9	Detroit	W	2-0	Anderson	Sanchez	Balfour	37,090
4	10/10	Detroit	W	4-3	Cook	Valverde		36,385
5	10/11	Detroit	L	0-6	VERLANDER	Parker		36,393

2013	Date	Site	W/L	Score	Winner	Loser	Save	Attendance
1	10/4	Detroit	L	2-3	Scherzer	Colón	Benoit	48,401
2	10/5	Detroit	W	1-0	Balfour	Albuquerque		48,292
3	10/7	at Detroit	W	6-3	Parker	Sanchez	Balfour	43,973
4	10/8	at Detroit	L	6-8	Scherzer	Doolittle		43,958
5	10/10	Detroit	L	0-3	Verlander	Gray	Benoit	46,959

AMERICAN LEAGUE CHAMPIONSHIP SERIES

1971	Date	Site	W/L	Score	Winner	Loser	Save	Attendance
1	10/3	at Baltimore	L	3-5	McNally	Blue	Watt	42,621
2	10/4	at Baltimore	L	1-5	CUELLAR	HUNTER		35,003
3	10/5	at Oakland	L	3-5	PALMER	Segui		33,176

1972	Date	Site	W/L	Score	Winner	Loser	Save	Attendance
1	10/7	at Oakland	W	3-2 (11)	Fingers	Lolich		29,536
2	10/8	at Oakland	W	5-0	ODOM	Fryman		31,088
3	10/10	at Detroit	L	0-3	COLEMAN	Holtzman		41,156
4	10/11	at Detroit	L	3-4 (10)	Hiller	Horlen		37,615
5	10/12	at Detroit	W	2-1	Odom	Fryman	Blue	50,276

1973	Date	Site	W/L	Score	Winner	Loser	Save	Attendance
1	10/6	at Baltimore	L	0-6	PALMER	Blue		41,279
2	10/7	at Baltimore	W	6-3	Hunter	McNally	Fingers	48,425
3	10/9	at Oakland	W	2-1 (11)	HOLTZMAN	CUELLAR		34,467
4	10/10	at Oakland	L	4-5	Jackson	Fingers		27,497
5	10/11	at Oakland	W	3-0	HUNTER	Alexander		24,265

1974	Date	Site	W/L	Score	Winner	Loser	Save	Attendance
1	10/5	at Oakland	L	3-6	Cuellar	Hunter		41,609
2	10/6	at Oakland	W	5-0	HOLTZMAN	McNally		42,810
3	10/8	at Baltimore	W	1-0	BLUE	PALMER		32,060
4	10/9	at Baltimore	W	2-1	Hunter	Cuellar	Fingers	28,136

1975	Date	Site	W/L	Score	Winner	Loser	Save	Attendance
1	10/4	at Boston	L	1-7	TIANT	Holtzman		35,578
2	10/5	at Boston	L	3-6	Moret	Fingers	Drago	35,578
3	10/7	at Oakland	L	3-5	Wise	Holtzman	Drago	49,358

1981	Date	Site	W/L	Score	Winner	Loser	Save	Attendance
1	10/13	at New York	L	1-3	John	Norris	Gossage	55,740
2	10/14	at New York	L	3-13	Frazier	McCatty		48,497
3	10/15	at Oakland	L	0-4	Righetti	Keough		47,302

1988	Date	Site	W/L	Score	Winner	Loser	Save	Attendance
1	10/5	at Boston	W	2-1	Honeycutt	HURST	Eckersley	34,104
2	10/6	at Boston	W	4-3	Nelson	Smith	Eckersley	34,605
3	10/8	at Oakland	W	10-6	Nelson	Boddicker	Eckersley	49,261
4	10/9	at Oakland	W	4-1	Stewart	Hurst	Eckersley	49,406

All-Time Postseason Results, continued

1989	Date	Site	W/L	Score	Winner	Loser	Save	Attendance
1	10/3	at Oakland	W	7-3	Stewart	Stieb		49,435
2	10/4	at Oakland	W	6-3	Moore	Stottlemyre	Eckersley	49,444
3	10/6	at Toronto	L	3-7	Key	Davis		50,268
4	10/7	at Toronto	W	6-5	Welch	Flanagan	Eckersley	50,076
5	10/8	at Toronto	W	4-3	Stewart	Stieb	Eckersley	50,024

1990	Date	Site	W/L	Score	Winner	Loser	Save	Attendance
1	10/6	at Boston	W	9-1	Stewart	Andersen		35,192
2	10/7	at Boston	W	4-1	Welch	Harris	Eckersley	35,070
3	10/9	at Oakland	W	4-1	Moore	BODDICKER	Eckersley	49,026
4	10/10	at Oakland	W	3-1	Stewart	Clemens	Honeycutt	49,052

1992	Date	Site	W/L	Score	Winner	Loser	Save	Attendance
1	10/7	at Toronto	W	4-3	Russell	MORRIS	Eckersley	51,039
2	10/8	at Toronto	L	1-3	Cone	Moore	Henke	51,114
3	10/10	at Oakland	L	5-7	Guzman	Darling	Henke	46,911
4	10/11	at Oakland	L	6-7 (11)	Ward	Downs	Henke	47,732
5	10/12	at Oakland	W	6-2	STEWART	Cone		44,955
6	10/14	at Toronto	L	2-9	Guzman	Moore		51,335

2006	Date	Site	W/L	Score	Winner	Loser	Save	Attendance
1	10/10	Detroit	L	1-5	Robertson	Zito		35,655
2	10/11	Detroit	L	5-8	Verlander	Loaiza	Jones	36,168
3	10/13	at Detroit	L	0-3	Rogers	Harden	Jones	41,669
4	10/14	at Detroit	L	3-6	Ledezma	Street		42,967

WORLD SERIES

1905	Date	Site	W/L	Score	Winner	Loser	Save	Attendance
1	10/9	at Philadelphia	L	0-3	MATHEWSON	PLANK		17,955
2	10/10	at New York	W	3-0	BENDER	McGinnity		24,992
3	10/12	at Philadelphia	L	0-9	MATHEWSON	COAKLEY		10,991
4	10/13	at New York	L	0-1	McGINNITY	PLANK		13,598
5	10/14	at New York	L	0-2	MATHEWSON	BENDER		24,187

1910	Date	Site	W/L	Score	Winner	Loser	Save	Attendance
1	10/17	at Philadelphia	W	4-1	BENDER	Overall		26,891
2	10/18	at Philadelphia	W	9-3	COOMBS	Brown		24,597
3	10/20	at Chicago	W	12-5	COOMBS	McIntire		26,210
4	10/22	at Chicago	L	3-4 (10)	Brown	BENDER		19,150
5	10/23	at Chicago	W	7-2	COOMBS	BROWN		27,374

1911	Date	Site	W/L	Score	Winner	Loser	Save	Attendance
1	10/14	at New York	L	1-2	MATHEWSON	BENDER		38,281
2	10/16	at Philadelphia	W	3-1	PLANK	Marquard		26,286
3	10/17	at New York	W	3-2 (11)	COOMBS	MATHEWSON		37,216
4	10/24	at Philadelphia	W	4-2	BENDER	Mathewson		24,355
5	10/25	at New York	L	3-4 (10)	Crandall	Plank		33,228
6	10/26	at Philadelphia	W	13-2	BENDER	Ames		20,485

1913	Date	Site	W/L	Score	Winner	Loser	Save	Attendance
1	10/7	at New York	W	6-4	BENDER	Marquard		36,291
2	10/8	at Philadelphia	L	0-3 (10)	MATHEWSON	PLANK		20,563
3	10/9	at New York	W	8-2	BUSH	Tesreau		36,896
4	10/10	at Philadelphia	W	6-5	BENDER	Demaree		20,568
5	10/11	at New York	W	3-1	PLANK	MATHEWSON		36,632

1914	Date	Site	W/L	Score	Winner	Loser	Save	Attendance
1	10/9	at Philadelphia	L	1-7	RUDOLPH	Bender		20,562
2	10/10	at Philadelphia	L	0-1	JAMES	PLANK		20,562
3	10/12	at Boston	L	4-5 (12)	James	BUSH		35,520
4	10/13	at Boston	L	1-3	RUDOLPH	Shawkey		34,365

1929	Date	Site	W/L	Score	Winner	Loser	Save	Attendance
1	10/8	at Chicago	W	3-1	EHMKE	Root		50,740
2	10/9	at Chicago	W	9-3	Earnshaw	Malone		49,987
3	10/11	at Philadelphia	L	1-3	BUSH	EARNSHAW		29,921
4	10/12	at Philadelphia	W	10-8	Rommel	Blake		29,921
5	10/14	at Philadelphia	W	3-2	Walberg	MALONE		29,921
1930	Date	Site	W/L	Score	Winner	Loser	Save	Attendance
1	10/1	at Philadelphia	W	5-2	GROVE	GRIMES		32,295
2	10/2	at Philadelphia	W	6-1	EARNSHAW	Rhem		32,295
3	10/4	at St. Louis	L	0-5	HALLAHAN	Walberg		36,944
4	10/5	at St. Louis	L	1-3	HAINES	GROVE		39,946
5	10/6	at St. Louis	W	2-0	Grove	GRIMES		38,844
6	10/8	at Philadelphia	W	7-1	EARNSHAW	Hallahan		32,295
1931	Date	Site	W/L	Score	Winner	Loser	Save	Attendance
1	10/1	at St. Louis	W	6-2	GROVE	Derringer		38,529
2	10/2	at St. Louis	L	0-2	HALLAHAN	EARNSHAW		35,947
3	10/5	at Philadelphia	L	2-5	GRIMES	Grove		32,295
4	10/6	at Philadelphia	W	3-0	EARNSHAW	Johnson		32,295
5	10/7	at Philadelphia	L	1-5	HALLAHAN	Hoyt		32,295
6	10/9	at St. Louis	W	8-1	GROVE	Derringer		39,401
7	10/10	at St. Louis	L	2-4	Grimes	Earnshaw		20,805
1972	Date	Site	W/L	Score	Winner	Loser	Save	Attendance
1	10/14	at Cincinnati	W	3-2	Holtzman	Nolan	Blue	52,918
2	10/15	at Cincinnati	W	2-1	Hunter	Grimsley	Fingers	53,244
3	10/18	at Oakland	L	0-1	Billingham	Odom	Carroll	49,410
4	10/19	at Oakland	W	3-2	Fingers	Carroll		49,410
5	10/20	at Oakland	L	4-5	Grimsley	Fingers	Billingham	49,410
6	10/21	at Cincinnati	L	1-8	Grimsley	Blue	Hall	52,737
7	10/22	at Cincinnati	W	3-2	Hunter	Borbon	Fingers	56,040
1973	Date	Site	W/L	Score	Winner	Loser	Save	Attendance
1	10/13	at Oakland	W	2-1	Holtzman	Matlack	Knowles	46,021
2	10/14	at Oakland	L	7-10 (12)	McGraw	Fingers	Stone	49,151
3	10/16	at New York	W	3-2 (11)	Lindblad	Parker	Fingers	54,817
4	10/17	at New York	L	1-6	Matlack	Holtzman	Sadecki	54,817
5	10/18	at New York	L	0-2	Koosman	Blue	McGraw	54,817
6	10/20	at Oakland	W	3-1	Hunter	Seaver	Fingers	49,333
7	10/21	at Oakland	W	5-2	Holtzman	Matlack	Knowles	49,333
1974	Date	Site	W/L	Score	Winner	Loser	Save	Attendance
1	10/12	at Los Angeles	W	3-2	Fingers	Messersmith	Hunter	55,974
2	10/13	at Los Angeles	L	2-3	Sutton	Blue	Marshall	55,989
3	10/15	at Oakland	W	3-2	Hunter	Downing		49,347
4	10/16	at Oakland	W	5-2	Holtzman	Messersmith	Fingers	49,347
5	10/17	at Oakland	W	3-2	Odom	Marshall	Fingers	49,347
1988	Date	Site	W/L	Score	Winner	Loser	Save	Attendance
1	10/15	at Los Angeles	L	4-5	Pena	Eckersley		55,983
2	10/16	at Los Angeles	L	0-6	HERSHISER	Davis		56,051
3	10/18	at Oakland	W	2-1	Honeycutt	Howell		49,316
4	10/19	at Oakland	L	3-4	Belcher	Stewart	Howell	49,317
5	10/20	at Oakland	L	2-5	HERSHISER	Davis		49,317
1989	Date	Site	W/L	Score	Winner	Loser	Save	Attendance
1	10/14	at Oakland	W	5-0	STEWART	Garrelts		49,385
2	10/15	at Oakland	W	5-1	Moore	Reuschel		49,388
3	10/27	at San Francisco	W	13-7	Stewart	Garrelts		62,038
4	10/28	at San Francisco	W	9-6	Moore	Robinson	Eckersley	62,032
1990	Date	Site	W/L	Score	Winner	Loser	Save	Attendance
1	10/16	at Cincinnati	L	0-7	Rijo	Stewart		55,830
2	10/17	at Cincinnati	L	4-5 (10)	Dibble	Eckersley		55,832
3	10/19	at Oakland	L	3-8	Browning	Moore		48,269
4	10/20	at Oakland	L	1-2	Rijo	STEWART	Myers	48,613

Capitals denote complete game.

POSTSEASON TEAM TOTALS

AMERICAN LEAGUE WILD CARD

Year	AVG.	G	AB	R	H	TB	2B	3B	HR	RBI	SH	SF	HP	BB	IBB	SO	SB	CS	DP	E	SLG	OBP
2014	.277	1	47	8	13	19	0	0	2	8	1	0	0	6	1	15	0	0	0	0	.404	.358

Year	W	L	ERA	G	GS	CG	GF	SHO	SV	IP	H	R	ER	HR	HB	BB	IBB	SO	WP	BK	AVG.
2014	0	1	6.94	1	1	0	1	0	0	11.2	15	9	9	0	0	3	0	8	1	0	.341

AMERICAN LEAGUE DIVISION SERIES

Year	AVG.	G	AB	R	H	TB	2B	3B	HR	RBI	SH	SF	HP	BB	IBB	SO	SB	CS	DP	E	SLG	OBP
1981	.253	3	99	10	25	39	5	0	3	9	3	0	0	6	0	10	2	2	1	3	.394	.295
2000	.263	5	167	23	44	59	9	0	2	22	1	2	2	19	1	31	3	0	6	5	.353	.342
2001	.247	5	174	12	43	70	13	1	4	11	0	2	3	11	1	31	3	0	3	6	.402	.300
2002	.288	5	184	26	53	92	13	1	8	25	0	1	1	12	1	34	1	0	2	3	.500	.333
2003	.213	5	178	18	38	51	8	1	1	15	1	0	4	21	2	37	3	0	5	.287	.310	
2006	.245	3	106	16	26	50	9	0	5	15	0	0	0	6	1	19	0	0	2	1	.472	.286
2012	.194	5	155	11	30	44	5	0	3	10	1	0	2	14	0	50	2	1	2	3	.284	.269
2013	.217	5	166	15	36	63	6	3	5	14	1	1	1	14	2	57	1	0	1	1	.380	.280
Totals	.240	36	1229	131	295	468	68	6	31	121	7	6	13	103	8	269	15	3	17	27	.381	.304

Year	W	L	ERA	G	GS	CG	GF	SHO	SV	IP	H	R	ER	HR	HB	BB	IBB	SO	WP	BK	AVG.
1981	3	0	0.67	3	3	2	1	1	1	27.0	20	2	2	0	0	7	0	11	0	0	.204
2000	2	3	3.48	5	5	1	4	0	1	44.0	41	19	17	1	1	16	2	35	0	0	.244
2001	2	3	2.86	5	5	0	5	1	2	44.0	40	18	14	3	4	11	0	29	0	0	.241
2002	2	3	4.09	5	5	0	5	0	1	44.0	52	27	20	5	2	14	1	42	4	0	.291
2003	2	3	2.98	5	5	0	5	0	0	48.1	38	17	16	8	2	18	5	39	1	0	.211
2006	3	0	2.33	3	3	0	3	0	2	27.0	26	7	7	5	0	6	0	11	0	0	.257
2012	2	3	2.89	5	5	0	5	1	1	43.2	41	17	14	2	3	7	1	39	4	0	.252
2013	2	3	3.48	5	5	0	5	1	1	44.0	38	17	17	3	2	13	1	38	1	0	.235
Totals	18	18	2.99	36	36	3	33	4	9	322.0	296	124	107	27	14	92	10	244	10	0	.243

AMERICAN LEAGUE CHAMPIONSHIP SERIES

Year	AVG.	G	AB	R	H	TB	2B	3B	HR	RBI	SH	SF	HP	BB	IBB	SO	SB	CS	DP	E	SLG	OBP
1971	.229	3	96	7	22	41	8	1	3	7	2	0	0	5	0	16	0	3	3	0	.427	.267
1972	.224	5	170	13	38	49	8	0	1	10	4	1	3	12	0	35	7	2	2	3	.288	.285
1973	.200	5	160	15	32	54	5	1	5	15	4	1	2	17	3	39	3	1	2	4	.338	.283
1974	.183	4	120	11	22	37	4	1	3	11	2	1	1	22	3	16	3	3	3	2	.308	.313
1975	.194	3	98	7	19	28	6	0	1	7	0	0	0	9	0	14	0	0	2	6	.286	.262
1981	.222	3	99	4	22	28	4	1	0	4	0	0	0	6	1	23	2	0	6	4	.283	.267
1988	.299	4	137	20	41	70	8	0	7	20	0	1	0	10	3	35	1	3	1	3	.511	.345
1989	.272	5	158	26	43	75	9	1	7	23	3	2	1	20	0	32	13	3	2	3	.475	.354
1990	.299	4	127	20	38	42	4	0	0	18	4	3	4	19	2	21	9	3	5	1	.331	.399
1992	.251	6	207	24	52	71	5	1	4	23	3	2	1	24	2	33	16	2	5	7	.343	.329
2006	.221	4	131	9	29	48	7	0	4	9	0	0	1	14	0	28	0	0	7	3	.366	.301
Totals	.238	46	1503	156	358	543	68	6	35	147	22	11	13	158	14	292	54	20	38	36	.361	.314

Year	W	L	ERA	G	GS	CG	GF	SHO	SV	IP	H	R	ER	HR	HB	BB	IBB	SO	WP	BK	AVG.
1971	0	3	5.40	3	3	1	2	0	0	25.0	26	15	15	4	0	13	2	22	1	0	.274
1972	3	2	1.76	5	5	1	4	1	1	46.0	32	10	9	4	0	13	2	25	2	0	.198
1973	3	2	2.74	5	5	2	3	1	1	46.0	36	15	14	3	2	16	1	25	1	0	.211
1974	3	1	1.75	4	4	2	2	2	2	36.0	22	7	7	3	0	5	0	20	0	0	.177
1975	0	3	4.32	3	3	0	3	0	0	25.0	31	18	12	2	0	3	2	12	1	0	.316
1981	0	3	6.84	3	3	0	3	0	0	25.0	36	20	19	3	2	13	0	10	1	0	.336
1988	4	0	2.00	4	4	0	4	0	4	36.0	26	11	8	2	1	18	0	23	1	1	.206
1989	4	1	3.89	5	5	0	5	0	3	44.0	40	21	19	3	0	15	1	24	1	0	.242
1990	4	0	1.00	4	4	0	4	0	3	36.0	23	4	4	1	0	6	0	16	0	0	.183
1992	2	4	4.50	6	6	1	5	0	1	54.0	59	31	27	10	0	23	1	29	3	0	.281
2006	0	4	5.71	4	4	0	4	0	0	34.2	39	22	22	7	0	19	2	25	3	0	.285
Totals	23	23	3.44	46	46	7	39	4	14	407.2	370	174	156	42	5	144	11	231	14	1	.243

WORLD SERIES

Year	AVG.	G	AB	R	H	TB	2B	3B	HR	RBI	SH	SF	HP	BB	IBB	SO	SB	CS	DP	E	SLG	OBP
1905	.161	5	155	3	25	30	5	0	0	2	3	0	1	5	-	25	2	2	2	8	.194	.193
1910	.316	5	177	35	56	80	19	1	1	30	7	0	2	17	-	24	7	7	3	11	.452	.383
1911	.244	6	205	27	50	74	15	0	3	21	7	2	0	4	-	31	4	6	0	11	.361	.256
1913	.264	5	174	23	46	64	4	4	2	21	5	2	0	7	-	16	5	2	0	5	.368	.290
1914	.172	4	128	6	22	31	9	0	0	5	2	1	0	13	-	28	2	3	2	3	.242	.246
1929	.281	5	171	26	48	71	5	0	6	26	6	1	1	13	-	27	0	2	4	4	.415	.333
1930	.197	6	178	21	35	67	10	2	6	21	4	3	1	24	-	32	0	2	3	3	.376	.291
1931	.220	7	227	22	50	64	5	0	3	20	4	0	1	28	-	46	0	0	5	2	.282	.309
1972	.209	7	220	16	46	65	4	0	5	16	6	0	1	21	5	37	1	3	2	9	.295	.281
1973	.212	7	241	21	51	75	12	3	2	20	2	1	2	28	3	62	3	4	2	9	.311	.298
1974	.211	5	142	16	30	46	4	0	4	14	7	1	2	16	1	42	3	3	3	5	.324	.298
1988	.177	5	158	11	28	37	3	0	2	11	1	1	1	17	1	41	3	0	2	2	.234	.260
1989	.301	4	146	32	44	85	8	3	9	30	0	0	1	18	3	22	4	1	2	1	.582	.382
1990	.207	4	135	8	28	41	4	0	3	8	2	1	0	12	1	28	7	0	2	5	.304	.270
Totals	.228	75	2457	267	559	830	107	13	46	245	56	13	13	223	-	461	41	35	32	78	.338	.294

Year	W	L	ERA	G	GS	CG	GF	SHO	SV	IP	H	R	ER	HR	HB	BB	IBB	SO	WP	BK	AVG.
1905	1	4	1.47	5	5	5	0	1	-	43.0	31	15	7	0	2	15	-	26	1	0	.203
1910	4	1	2.76	5	5	5	0	0	-	45.2	35	15	14	0	0	18	-	31	1	0	.222
1911	4	2	1.29	6	6	5	1	0	-	55.2	33	13	8	0	3	14	-	44	1	0	.175
1913	4	1	2.15	5	5	5	0	0	-	46.0	33	15	11	1	3	8	-	19	0	0	.201
1914	0	4	3.41	4	4	2	2	0	-	37.0	33	16	14	1	1	15	-	18	0	0	.244
1929	4	1	2.40	5	5	2	3	0	-	45.0	43	17	12	1	0	13	-	50	0	0	.249
1930	4	2	1.73	6	6	4	2	1	-	52.0	38	12	10	2	0	11	-	33	0	0	.200
1931	3	4	2.66	7	7	4	3	1	-	61.0	54	19	18	2	0	9	-	41	1	0	.236
1972	4	3	3.05	7	7	0	7	0	3	62.0	46	21	21	3	1	27	8	46	4	0	.209
1973	4	3	2.32	7	7	0	7	0	4	66.0	66	24	17	4	3	26	6	36	3	0	.253
1974	4	1	2.05	5	5	0	5	0	3	44.0	36	11	10	4	1	16	0	32	1	0	.228
1988	1	4	3.92	5	5	0	5	0	0	43.2	41	21	19	5	1	13	0	36	1	1	.246
1989	4	0	3.50	4	4	1	3	1	1	36.0	28	14	14	4	0	8	0	27	2	0	.209
1990	0	4	3.82	4	4	1	3	0	0	35.1	45	22	15	3	1	15	1	9	2	0	.317
Totals	41	34	2.54	75	75	34	41	4	-	672.1	562	235	190	30	16	208	-	448	17	1	.227

Lowest Earned Run Average

Career (min. 10.0 ip) 1.74 (Jim Mecer, 2000-03)
 Series 0.00 (Ted Lilly, 2003, 9.0 ip)
 0.00 (Mike Norris, 1981, 9.0 ip)

Most Games

Career **7 (Sean Doolittle, 2012-13)**
 7 (Chad Bradford, 2001-03)
 7 (Tim Hudson, 2000-03)
 7 (Jim Mecer, 2000-03)
 Series **4** (five times, last: **Sean Doolittle and Dan Otero, 2013**)

Most Games Started

Career 6 (Tim Hudson, 2000-03)
 6 (Barry Zito (2000-03, 06)
 Series **2** (six times, last: **Sonny Gray, 2013**)

Most Complete Games

Career 1 (three players tied)
 Series 1 (Tim Hudson, 2000)
 1 (Steve McCatty, 1981)
 1 (Mike Norris, 1981)

Most Innings Pitched

Career 40.2 (Barry Zito, 2000-03, 06)
 Series **13.0 (Sonny Gray, 2013)**
 13.0 (Barry Zito, 2003)
 13.0 (Mark Mulder, 2002)
 Game 9.0 (Steve McCatty, 1981 Game 2)
 9.0 (Mike Norris, 1981 Game 1)

Most Hits

Career 37 (Tim Hudson, 2000-03)
 Series 14 (Jarrod Parker, 2012)
 14 (Mark Mulder, 2002)
 14 (Mark Mulder, 2001)
 Game 10 (Bartolo Colón, 2013 Game 1)
 10 (Tim Hudson, 2003 Game 1)
 10 (Rick Langford, 1981 Game 3)
 Game, Fewest 4 (Mike Norris, 1981 Game 1)

Most Runs

Career 19 (Tim Hudson, 2000-03)
 Series 11 (Tim Hudson, 2002)
 Game 7 (Tim Hudson, 2002 Game 4)

Most Earned Runs

Career 13 (Tim Hudson, 2000-03)
 Series 9 (Gil Heredia, 2000)
 Game 6 (Gil Heredia, 2000 Game 5)

Most Walks

Career 14 (Barry Zito, 2000-03, 06)
 Series **6 (Sonny Gray, 2013)**
 6 (Kevin Appier, 2000)
 Game 5 (Kevin Appier, 2000 Game 2)

Most Strikeouts

Career 33 (Barry Zito, 2000-03, 06)
 Series 13 (Barry Zito, 2003)
 13 (Kevin Appier, 2000)
 Game **9 (Sonny Gray, 2013 Game 2)**
 9 (Barry Zito, 2003 Game 2)
 9 (Mark Mulder, 2002 Game 5)

Most Home Runs

Career 5 (Tim Hudson, 2000-03)
 Series 2 (five times, last: Esteban Loaiza, 2006)
 Game 2 (four times, last: Esteban Loaiza, 2006 Game 2)

TEAM GAME

Batting

At Bats 41 (2003 Game 1, 12 innings)
 41 (2002 Game 1)
 Runs 11 (2000 Game 4)
 Runs, Inning 5 (2003 Game 2, 2nd inn.)
 5 (2002 Game 2, 4th inn.)
 Hits 14 (2002 Game 2)
 Doubles 5 (2006 Game 2)
 5 (2002 Game 2)
 Triples 1 (six times, last: 2013 Game 4)
 Home Runs 4 (2002 Game 3)
 Home Runs, Inning 2 (2013 Game 3, 5th inn.)
 2 (2002 Game 3, 1st inn.)
 Home Runs, Back-to-Back
 Ray Durham and Scott Hatteberg, 2002 Game 3
 Total Bases 24 (2002 Game 2)
 Extra Base Hits 7 (2002 Game 2)
 Runs Batted In 11 (2000 Game 4)
 Walks 10 (2003 Game 1)
 Strikeouts 16 (2013 Game 1)
 Stolen Bases 2 (four times, last: 2012 Game 2)

Pitching

Hits 13 (2002 Game 1)
 Runs 11 (2002 Game 4)
 Runs, Inning 7 (2002 Game 4, 4th inn.)
 Earned Runs 8 (2013 Game 4)
 Walks 7 (2003 Game 1)
 Strikeouts 12 (2013 Game 4)
 Home Runs 3 (2003 Game 1)

TEAM MISCELLANEOUS

Consecutive Wins 4 (Oct. 6, 1981 to Oct. 3, 2000)
 Consecutive Losses 4 (Oct. 13, 2001 to Oct. 11, 2002)
 Shutouts 4
 2013 Game 2 (1-0; Gray, Balfour)
 2012 Game 3 (2-0; Anderson, Cook, Doolittle, Balfour)
 2001 Game 2 (2-0; Hudson, Isringhausen)
 1981 Game 1 (4-0; Norris)
 Longest Nine Inning Game 4:13 (2001 Game 4)
 Longest Extra Inning Game 4:37 (2003 Game 1, 12 inn.)
 Fastest Game 2:19 (2006 Game 1)
 Extra Inning Games 2003 Game 1 (5-4, 12 inn.)
 2003 Game 3 (1-3, 11 inn.)
 Margin of Victory 10 (2000 Game 4, 11-1)
 Margin of Defeat 9 (2002 Game 4, 2-11)
 Largest Deficit Overcome to Win 2 (2012 Game 4)
 2 (2000 Game 1)
 Largest Lead Surrendered to Lose 4 (2002 Game 1)
 Left On Base, Game 12 (2003 Game 1, 12 inn.)
 12 (2002 Game 1)
 Fewest Left On Base, Game 4 (2013 Game 1)
 4 (2012 Game 5)
 4 (2012 Game 3)
 Double Plays Turned, Game 2 (8 times, last: 2013 Game 3)
 Errors, Series 6 (2001)
 Errors, Game 4 (2003 Game 3)

LEAGUE CHAMPIONSHIP SERIES RECORDS

INDIVIDUAL BATTING

Highest Batting Average

Career (min. 30 pa)	.410 (Harold Baines)
Series (min. 10 pa)	.500 (Milton Bradley, 2006)
Game	.500 (Sal Bando, 1975)

Highest Slugging Percentage

Career (min. 30 pa)	.568 (Jose Canseco)
Series (min. 10 pa)	1.000 (Rickey Henderson, 1989)

Highest On-Base Percentage

Career (min. 30 pa)	.439 (Harold Baines)
Series (min. 10 pa)	.609 (Rickey Henderson, 1989)

Most Games Played

Career	20 (Sal Bando)
Game	20 (Reggie Jackson)

Most At Bats

Career	75 (Reggie Jackson)
Series	25 (Harold Baines, 1992)
Game	6 (Rickey Henderson, 1992 Game 4)

Most Runs

Career	14 (Rickey Henderson)
Series	8 (Rickey Henderson, 1989)
Game	3 (Mark McGwire, 1988 Game 3)

Most Hits

Career	21 (Rickey Henderson)
Series	11 (Harold Baines, 1992)
Game	4 (Milton Bradley, 2006 Game 2)
	4 (Jerry Browne, 1992 Game 5)
	4 (Sal Bando, 1975 Game 2)
Hitting Streak, Series	5 (Ruben Sierra, Oct. 8-14, 1992)
	5 (Bert Campaneris, October 6-11, 1973)
	5 (Matty Alou, October 7-12, 1972)
Hitting Streak, Career	8 (Harold Baines, October 6, 1991-October 11, 1992)
	8 (Rickey Henderson, Oct. 4, 1989-Oct. 10, 1990)
	8 (Dave Henderson, October 5, 1988-October 7, 1989)

Most Doubles

Career	4 (Matty Alou)
	4 (Sal Bando)
	4 (Dave Henderson)
	4 (Joe Rudi)
Series	4 (Matty Alou, 1972)
Game	2 (seven times, last: Mark Kotsay, 2006 Game 2)

Most Triples

Career	2 (Rickey Henderson)
Series	1 (six times)
Game	1 (six times, last: Ruben Sierra, 1992 Game 2)

Most Home Runs

Career	5 (Sal Bando)
Series	3 (Jose Canseco, 1988)
Game	2 (Milton Bradley, 2006 Game 2)
	2 (Rickey Henderson, 1989 Game 4)
	2 (Sal Bando, 1973 Game 2)
	2 (Reggie Jackson, 1971 Game 3)
Grand Slams	none
Pinch Hit	none
Inside The Park	none
Leadoff	Bert Campaneris, 1973 Game 2
Game Ending	Bert Campaneris, 1973 Game 3

Most RBI

Career	11 (Mark McGwire)
Series	7 (Ruben Sierra, 1992)
Game	4 (Milton Bradley, 2006 Game 2)
	4 (Rickey Henderson, 1989 Game 4)

Most Total Bases

Career	39 (Sal Bando)
Series	17 (Milton Bradley, 2006)
Game	10 (Milton Bradley, 2006 Game 2)

Most Extra Base Hits

Career	9 (Sal Bando)
Series	4 (six times, last: Milton Bradley, 2006)
Game	2 (15 times, last: Milton Bradley and Mark Kotsay, 2006 Game 2)

Most Walks

Career	13 (Rickey Henderson)
	13 (Gene Tenace)
Series	7 (Rickey Henderson, 1989)
Game	3 (four times, last: Mark McGwire, 1992 Game 5)

Most Strikeouts

Career	17 (Reggie Jackson)
Series	7 (Terry Steinbach, 1992)
	7 (Jose Canseco, 1989)
	7 (Dave Henderson, 1988)
Game	3 (10 times, last: Nick Swisher and Frank Thomas, 2006 Game 2)

Most Stolen Bases

Career	14 (Rickey Henderson)
Series	8 (Rickey Henderson, 1989)
Game	4 (Rickey Henderson, 1989 Game 2)

INDIVIDUAL PITCHING

Most Games Won

Career	.6 (Dave Stewart)
Series	2 (five times, last: Dave Stewart, 1990)

Most Games Lost

Career	3 (Ken Holtzman)
Series	2 (Mike Moore, 1992)
	2 (Ken Holtzman, 1975)

Most Saves

Career	10 (Dennis Eckersley)
Series	4 (Dennis Eckersley, 1988)

Lowest Earned Run Average

Career (min. 10.0 ip)0.40 (John Odom)
Series0.00 (John Odom, 1972, 14.0 ip)

Most Games

Career14 (Dennis Eckersley)
Series4 (four times, last: Joe Kennedy, 2006)

Most Games Started

Career8 (Dave Stewart)
Series . 2 (11 times, last: Mike Moore and Dave Stewart, 1992)

Most Complete Games

Career2 (Jim Hunter and Ken Holtzman)
Series1 (seven times, last: Dave Stewart, 1992 Game 5)

Most Innings Pitched

Career62.0 (Dave Stewart)
Series16.2 (Dave Stewart, 1992)
Game11.0 (Ken Holtzman, 1973 Game 3)

Most Hits

Career44 (Dave Stewart)
Series14 (Dave Stewart, 1992)
Game9 (Esteban Loaiza, 2006 Game 2)
Game, Fewest2 (Vida Blue, 1974 Game 3)

Most Runs

Career16 (Vida Blue)
16 (Jim Hunter)
Series9 (Mike Moore, 1992)
Game7 (Esteban Loaiza, 2006 Game 2)

Most Earned Runs

Career16 (Vida Blue)
16 (Jim Hunter)
Series8 (Mike Moore, 1992)
8 (Vida Blue, 1973)
Game7 (Esteban Loaiza, 2006 Game 2)

Most Walks

Career17 (Dave Stewart)
Series6 (four times, last: Dave Stewart, 1992)
Game6 (Matt Keough, 1981 Game 3)
6 (Diego Segui, 1971 Game 3)

Most Strikeouts

Career31 (Dave Stewart)
Series11 (Dave Stewart, 1988)
Game8 (Vida Blue, 1971 Game 1)

Most Home Runs

Career9 (Jim Hunter)
Series4 (Jim Hunter, 1971)
Game4 (Jim Hunter, 1971 Game 2)

TEAM GAME

Batting

At Bats42 (1992 Game 4)
Runs10 (1988 Game 3)
Runs, Inning7 (1990 Game 1, 9th inn.)
Hits15 (1988 Game 3)
Doubles5 (1975 Game 2)
5 (1971 Game 1)
Triples1 (six times, last: 1992 Game 2)
Home Runs4 (1988 Game 3)
4 (1973 Game 2)
Home Runs, Inning2 (four times, last: 1992 Game 1)
Home Runs, Back-to-Back
Joe Rudi and Sal Bando (1973 Game 2)
Mark McGwire and Terry Steinbach (1992 Game 1)
Total Bases30 (1988 Game 3)
Extra Base Hits7 (1988 Game 3)
Runs Batted In10 (1988 Game 3)
Walks11 (1974 Game 4)
Strikeouts14 (1972 Game 3)
Stolen Bases6 (1992 Game 2)
6 (1989 Game 2)

Pitching

Hits19 (1981 Game 2)
Runs13 (1981 Game 2)
Runs, Inning7 (1981 Game 2, 4th inn.)
Earned Runs13 (1981 Game 2)
Walks9 (1971 Game 3)
Strikeouts10 (2006 Game 4)
Home Runs4 (1971 Game 2)

TEAM MISCELLANEOUS

Consecutive Wins7 (Oct. 7, 1989 to Oct. 7, 1992)
Consecutive Losses6 (Oct. 4, 1975 to Oct. 15, 1981)
Shutouts4
1972 Game 2 (5-0; Odom)
1973 Game 5 (3-0; Hunter)
1974 Game 2 (5-0; Holtzman)
1974 Game 3 (1-0; Blue)
Longest Nine Inning Game3:42 (1990 Game 2)
Longest Extra Inning Game4:25 (1992 Game 4, 11 inn.)
Fastest Game1:57 (1974 Game 3)
Extra Inning Games4
1972 Game 1 (3-2, 11 inn.)
1972 Game 4 (3-4, 10 inn.)
1973 Game 3 (2-1, 11 inn.)
1992 Game 4 (6-7, 11 inn.)
Margin of Victory8 (1990 Game 1, 9-1)
Margin of Defeat10 (1981 Game 2, 3-13)
Largest Deficit Overcome to Win5 (1988 Game 3)
Largest Deficit Surrendered to Lose5 (1992 Game 4)
Left On Base, Game12 (1990 Game 2)
Double Plays Turned, Game4 (1975 Game 2)
Errors, Series7 (1992)
Errors, Game4 (1975 Game 1)

WORLD SERIES RECORDS

INDIVIDUAL BATTING

Highest Batting Average

Career (min. 25 pa)412 (Rickey Henderson)
Series (min. 10 pa)474 (Rickey Henderson, 1989)

Highest Slugging Percentage

Career (min. 25 pa)794 (Rickey Henderson)
Series (min. 10 pa)923 (Dave Henderson, 1989)

Highest On-Base Percentage

Career (min. 25 pa)487 (Rickey Henderson)
Series (min. 10 pa)591 (Mickey Cochrane, 1929)

Most Games Played

Career20 (Frank Baker)
20 (Jack Barry)
20 (Eddie Collins)

Most At Bats

Career82 (Frank Baker)
Series31 (Bert Campaneris, 1973)
Game6 (five times, last: Rickey Henderson, 1989 Game 4)

Most Runs

Career15 (Frank Baker)
Series7 (Frank Baker, 1911)
Game4 (Carney Lansford, 1989 Game 3)

Most Hits

Career31 (Frank Baker)
Series9 (eight times, last: Rickey Henderson, 1989)
Game4 (Dave Henderson, 1988 Game 4)
4 (Reggie Jackson, 1973 Game 2)
4 (Danny Murphy, 1911 Game 6)
Hitting Streak, Series6 (Jimmie Foxx, Oct. 1-8, 1930)
Hitting Streak, Career
8 (Jimmie Foxx, October 1, 1930 to October 2, 1931)
8 (Jack Barry, October 17, 1911 to October 10, 1913)

Most Doubles

Career9 (Jack Barry)
Series4 (Jack Barry, 1911)
4 (Eddie Collins, 1910)
Game2 (13 times, last: Rickey Henderson, 1990 Game 1)

Most Triples

Career2 (Rickey Henderson)
2 (Eddie Collins)
Series2 (Rickey Henderson, 1989)
2 (Eddie Collins, 1913)
Game1 (14 times, last: Rickey Henderson, 1989 Game 4)

Most Home Runs

Career6 (Al Simmons)
Series4 (Gene Tenace, 1972)
Game2 (Dave Henderson, 1989 Game 3)
2 (Gene Tenace, 1972 Game 1)
Grand SlamsJose Canseco, 1988 Game 1
Pinch Hitnone
Inside The ParkMule Haas, 1929 Game 4
LeadoffRickey Henderson, 1989 Game 4
Game EndingMark McGwire, 1988 Game 3

Most RBI

Career18 (Frank Baker)
Series9 (Gene Tenace, 1972)
9 (Danny Murphy, 1910)
Game4 (Dave Henderson, 1989 Game 3)
4 (Jose Canseco, 1988 Game 1)
4 (Al Simmons, 1929 Game 2)
4 (Wally Schang, 1913 Game 4)

Most Total Bases

Career47 (Frank Baker)
Series21 (Gene Tenace, 1972)
Game10 (Dave Henderson, 1989 Game 3)

Most Extra Base Hits

Career11 (Al Simmons)
Series5 (Gene Tenace, 1972)
5 (Reggie Jackson, 1973)
Game3 (Dave Henderson, 1989 Game 3)

Most Walks

Career17 (Mickey Cochrane)
Series11 (Gene Tenace, 1973)
Game3 (Gene Tenace, 1973 Game 5)
3 (Gene Tenace, 1973 Game 2)
3 (Mickey Cochrane, 1929 Game 2)

Most Strikeouts

Career17 (Sal Bando)
Series9 (Dib Williams, 1931)
Game3 (seven times, last: Dave Stewart, 1988 Game 1)

Most Stolen Bases

Career10 (Eddie Collins)
Series4 (Eddie Collins, 1910)
Game2 (four times, last: Rickey Henderson, 1989 Game 3)

INDIVIDUAL PITCHING

Most Games Won

Career6 (Chief Bender)
Series3 (Jack Coombs, 1910)

Most Games Lost

Career5 (Eddie Plank)
Series2 (Dave Stewart, 1990)
2 (Storm Davis, 1988)
2 (George Earnshaw, 1931)
2 (Eddie Plank, 1905)

Most Saves

Career6 (Rollie Fingers)
Series2 (four times, last: Rollie Fingers, 1974)

Lowest Earned Run Average

Career (min 10.0 ip)1.32 (Eddie Plank)
Series0.00 (Darold Knowles, 1973, 6.1 ip)
0.00 (Lefty Grove, 1929, 6.1 ip)
0.00 (Rube Walberg, 1929, 6.1 ip)

Most Games

Career16 (Rollie Fingers, 1973)
Series7 (Darold Knowles, 1973)

Most Games Started

Career 10 (Chief Bender)
Series 3 (six times, last: Ken Holtzman, 1973)

Most Complete Games

Career 9 (Chief Bender)
Series 3 (Chief Bender, 1911)
3 (Jack Coombs, 1910)

Most Innings Pitched

Career 85.0 (Chief Bender)
Series 27.0 (Jack Coombs, 1910)
Game 11.0 (Joe Bush, 1914 Game 3)
11.0 (Jack Coombs, 1911 Game 3)

Most Hits

Career 64 (Chief Bender)
Series 28 (Lefty Grove, 1931)
Game 12 (Lefty Grove, 1931 Game 1)
Game, Fewest 2 (George Earnshaw, 1931 Game 4)
2 (Eddie Plank, 1913 Game 5)

Most Runs

Career 28 (Chief Bender)
Series 10 (Storm Davis, 1988)
10 (Jack Coombs, 1910)
Game 9 (Andy Coakley, 1905 Game 3)

Most Earned Runs

Career 23 (Chief Bender)
Series 10 (Storm Davis, 1988)
10 (Jack Coombs, 1910)
Game 6 (Storm Davis, 1988 Game 2)
6 (Chief Bender, 1914 Game 1)

Most Walks

Career 21 (Chief Bender)
Series 14 (Jack Coombs, 1910)
Game 9 (Jack Coombs, 1910 Game 2)

Most Strikeouts

Career 59 (Chief Bender)
Series 20 (George Earnshaw, 1931)
20 (Chief Bender, 1911)
Game 13 (Howard Ehmke, 1929 Game 1)

Most Home Runs

Career 4 (Vida Blue)
4 (Jim Hunter)
Series 3 (Storm Davis, 1988)
Game 2 (four times, last: Mike Moore, 1990 Game 3)

TEAM GAME

Batting

At Bats 47 (1973 Game 2)
Runs 13 (1989 Game 3)
. 13 (1911 Game 6)
Runs, Inning 10 (1929 Game 4, 7th inn.)
Hits 15 (1929 Game 4)
. 15 (1910 Game 3)
Doubles 7 (1911 Game 4)

Triples 3 (1973 Game 2)
Home Runs 5 (1989 Game 3)
Home Runs, Inning 2 (1989 Game 3, 5th inn.)
2 (1989 Game 3, 4th inn.)
2 (1973 Game 7, 3rd inn.)
2 (1929 Game 4, 7th inn.)

Home Runs, Back-to-Back none
Total Bases 31 (1989 Game 3)
Extra Base Hits 7 (1989 Game 3)
. 7 (1973 Game 2)
. 7 (1930 Game 6)
. 7 (1911 Game 4)
Runs Batted In 12 (1989 Game 3)
Walks 7 (four times, last: 1989 Game 4)
Strikeouts 15 (1973 Game 2)
Stolen Bases 4 (1910 Game 5)

Pitching

Hits 15 (1973 Game 2)
Runs 10 (1973 Game 2)
Runs, Inning 7 (1990 Game 3, 3rd inn.)
Earned Runs 8 (1972 Game 6)
Walks 9 (1910 Game 2)
Strikeouts 14 (1972 Game 3)
Home Runs 2 (eight times, last: 1990 Game 3)

TEAM MISCELLANEOUS

Consecutive Wins 4 (October 14 to 28, 1989)
4 (October 12, 1929 to October 2, 1930)
Consecutive Losses 4 (October 16, 1990 to present)
4 (October 9 to 13, 1914)
Shutouts 4
1989 Game 1 vs. San Francisco (5-0; Stewart)
1931 Game 4 vs. St. Louis (3-0; Earnshaw)
1930 Game 5 at St. Louis (2-0; Earnshaw and Grove)
1905 Game 2 at New York (3-0; Bender)
Margin of Victory 11 (1911 Game 6, 13-2)
Margin of Defeat 9 (1905 Game 3, 0-9)
Largest Deficit Overcome to Win 8 (1929 Game 4)
Largest Deficit Surrendered to Lose 3 (1911 Game 5)
Longest Nine Inning Game 3:30 (1989 Game 3)
Longest Extra Inning Game 4:13 (1973 Game 2, 12 inn.)
Fastest Game 1:35 (1905 Game 5)
Extra Inning Games 8
1990 Game 2 at Cincinnati (4-5, 10 inn.)
1973 Game 3 at New York (3-2, 11 inn.)
1973 Game 2 vs. New York (7-10, 12 inn.)
1914 Game 3 at Boston (4-5, 12 inn.)
1913 Game 2 vs. New York (0-3, 10 inn.)
1911 Game 5 at New York (3-4, 10 inn.)
1911 Game 3 at New York (3-2, 11 inn.)
1910 Game 4 at Chicago (3-4, 10 inn.)
Left on Base, Nine Inning Game 11 (1990 Game 1)
11 (1930 Game 3)
Left on Base, Extra Inning Game 12 (1973 Game 2, 12 inn.)
Double Plays Turned, Game 4 (1914 Game 1)
. 4 (1973 Game 4)
Errors, Series 11 (1910)
11 (1911)
Errors, Game 5 (1973 Game 2)
5 (1911 Game 6)

POSTSEASON CAREER LEADERS

INDIVIDUAL BATTING

Batting Average (min. 50 pa)

1. Frank Baker.....	.378
2. Harold Baines.....	.370
3. Eddie Collins.....	.347
4. Jimmie Foxx.....	.344
5. Rickey Henderson.....	.333
Al Simmons.....	.333

At Bats

1. Bert Campaneris.....	144
2. Sal Bando.....	142
3. Joe Rudi.....	140
4. Reggie Jackson.....	118
5. Mark McGwire.....	114

Triples

1. Rickey Henderson.....	4
2. Eddie Collins.....	2
3. 19 tied with.....	1

Extra Base Hits

1. Rickey Henderson.....	14
2. Reggie Jackson.....	13
Dave Henderson.....	13
4. Sal Bando.....	12
5. Al Simmons.....	11

Slugging Pct. (min. 50 pa)

1. Al Simmons.....	.667
2. Jimmie Foxx.....	.609
3. Frank Baker.....	.573
4. Rickey Henderson.....	.568
5. Harold Baines.....	.565

Runs

1. Rickey Henderson.....	23
2. Sal Bando.....	20
3. five players tied.....	15

Home Runs

1. Jose Canseco.....	7
2. Al Simmons.....	6
3. Sal Bando.....	5
Reggie Jackson.....	5
5. six players tied.....	4

Walks

1. Gene Tenace.....	29
2. Rickey Henderson.....	20
3. Jose Canseco.....	17
Mickey Cochrane.....	17
5. two players tied.....	16

On-Base Pct. (min. 50 pa)

1. Rickey Henderson.....	.436
2. Jimmie Foxx.....	.425
3. Harold Baines.....	.408
4. Mickey Cochrane.....	.408
5. Frank Baker.....	.402

Hits

1. Rickey Henderson.....	37
2. Joe Rudi.....	36
3. Bert Campaneris.....	35
4. Sal Bando.....	34
Carney Lansford.....	34

Runs Batted In

1. Jose Canseco.....	18
Frank Baker.....	18
3. Al Simmons.....	17
4. three players tied.....	15

Strikeouts

1. Gene Tenace.....	31
2. Sal Bando.....	29
3. Reggie Jackson.....	27
Dave Henderson.....	27
Mark McGwire.....	27

Games

1. Sal Bando.....	39
2. Joe Rudi.....	38
3. Gene Tenace.....	37
4. Bert Campaneris.....	36
Dick Green.....	36

Doubles

1. Dave Henderson.....	9
Jack Barry.....	9
3. five players tied.....	7

Total Bases

1. Rickey Henderson.....	63
2. Sal Bando.....	57
3. Reggie Jackson.....	56
4. Joe Rudi.....	53
5. Bert Campaneris.....	50

Stolen Bases

1. Rickey Henderson.....	22
2. Bert Campaneris.....	10
Eddie Collins.....	10
4. Willie Wilson.....	7
5. Jose Canseco.....	5

INDIVIDUAL PITCHING

Wins

1. Dave Stewart.....	8
2. Jim Hunter.....	7
3. Chief Bender.....	6
Ken Holtzman.....	6
5. five players tied.....	4

ERA (min. 20 ip)

1. John Odom.....	1.13
2. Eddie Plank.....	1.32
3. George Earnshaw.....	1.58
4. Lefty Grove.....	1.75
5. Rollie Fingers.....	2.22

Complete Games

1. Chief Bender.....	9
2. Eddie Plank.....	6
3. George Earnshaw.....	5
4. Jack Coombs.....	4
Lefty Grove.....	4

Strikeouts

1. Chief Bender.....	59
2. George Earnshaw.....	56
3. Dave Stewart.....	55
4. Jim Hunter.....	49
5. Vida Blue.....	47

Losses

1. Eddie Plank.....	5
Vida Blue.....	5
3. Chief Bender.....	4
Rollie Fingers.....	4
Ken Holtzman.....	4

Games

1. Rollie Fingers.....	27
2. Dennis Eckersley.....	20
3. Rick Honeycutt.....	18
4. Vida Blue.....	17
5. Jim Hunter.....	14
Dave Stewart.....	14

Innings Pitched

1. Dave Stewart.....	105.1
2. Jim Hunter.....	88.1
3. Chief Bender.....	85.0
4. Ken Holtzman.....	70.1
5. Vida Blue.....	64.2

Winning Pct. (min. 3 dec)

1. Jack Coombs.....	1.000 (4-0)
2. Jim Hunter.....	.778 (7-2)
3. John Odom.....	.750 (3-1)
4. Dave Stewart.....	.727 (8-3)
5. Lefty Grove.....	.714 (5-2)

Saves

1. Dennis Eckersley.....	11
2. Rollie Fingers.....	8
3. Jason Isringhausen.....	3
4. Vida Blue.....	2
Grant Balfour.....	2
Darold Knowles.....	2
Huston Street.....	2

Games Started

1. Dave Stewart.....	14
2. Jim Hunter.....	12
Ken Holtzman.....	12
4. Chief Bender.....	10
Vida Blue.....	10

Walks

1. Dave Stewart.....	30
2. Jim Hunter.....	26
3. Vida Blue.....	23
4. Chief Bender.....	21
5. Jack Coombs.....	20

POSTSEASON SINGLE GAME BESTS

INDIVIDUAL BATTING

Runs

- 4 Carney Lansford, 1989 WS Game 3 at San Francisco
- 3 10 times, last: **Coco Crisp, 2013 ALDS Game 4 at Det.**

Hits

- 4 **Coco Crisp, 2013 ALDS Game 4 at Detroit**
- 4 Milton Bradley, 2006 ALCS Game 2 vs. Detroit
- 4 Jason Giambi, 2001 ALDS Game 5 at New York
- 4 Miguel Tejada, 2001 ALDS Game 4 vs. New York
- 4 Johnny Damon, 2001 ALDS Game 1 at New York
- 4 Jerry Browne, 1992 ALCS Game 5 vs. Toronto
- 4 Dave Henderson, 1988 WS Game 4 vs. Los Angeles
- 4 Tony Armas, 1981 ALDS Game 2 at Kansas City
- 4 Sal Bando, 1975 ALCS Game 2 at Boston
- 4 Reggie Jackson, 1973 WS Game 2 vs. New York
- 4 Danny Murphy, 1911 WS Game 6 vs. New York

Doubles

- 2 27 times, last: **Coco Crisp, 2013 ALDS Game 3 at Det.**

Triples

- 1 26 times, last: **Coco Crisp, 2013 ALDS Game 4 at Det.**

Home Runs

- 2 Brandon Moss, 2014 ALWC at Kansas City
- 2 Milton Bradley, 2006 ALCS Game 2 vs. Detroit
- 2 Frank Thomas, 2006 ALDS Game 1 at Minnesota
- 2 Terrence Long, 2001 ALDS Game 1 at New York
- 2 Dave Henderson, 1989 WS Game 3 at San Francisco
- 2 Rickey Henderson, 1989 ALCS Game 4 at Toronto
- 2 Sal Bando, 1973 ALCS Game 2 at Baltimore
- 2 Gene Tenace, 1972 WS Game 1 at Cincinnati
- 2 Reggie Jackson, 1971 ALCS Game 3 vs. Baltimore

INDIVIDUAL PITCHING

Innings Pitched

- 11.0 Ken Holtzman, 1973 ALCS Game 3 vs. Baltimore
- 11.0 Joe Bush, 1914 WS Game 3 at Boston
- 11.0 Jack Coombs, 1911 WS Game 3 at New York
- 10.0 Eddie Plank, 1913 WS Game 2 vs. New York
- 9.2 Chief Bender, 1910 WS Game 4 at Chicago

Hits

- 12 Lefty Grove, 1931 WS Game 1 at St. Louis
- 11 Lefty Grove, 1931 WS Game 3 vs. St. Louis
- 11 Chief Bender, 1913 WS Game 1 at New York
- 10 four times, last: Bartolo Colón, 2013 ALDS Game 1 vs. Detroit

Runs

- 9 Andy Coakley, 1905 WS Game 3 vs. New York
- 7 Esteban Loaiza, 2006 ALCS Game 2 vs. Detroit
- 7 Tim Hudson, 2002 ALDS Game 4 at Minnesota
- 6 10 times, last: Jon Lester, 2014 ALWC at Kansas City

Runs Batted In

- 5 Brandon Moss, 2014 ALWC at Kansas City
- 4 Milton Bradley, 2006 ALCS Game 2 vs. Detroit
- 4 Marco Scutaro, 2006 ALDS Game 3 vs. Minnesota
- 4 Dave Henderson, 1989 WS Game 3 at San Francisco
- 4 Rickey Henderson, 1989 ALCS Game 4 at Toronto
- 4 Jose Canseco, 1988 WS Game 1 at Los Angeles
- 4 Al Simmons, 1929 WS Game 2 at Chicago
- 4 Wally Schang, 1913 WS Game 4 vs. New York

Total Bases

- 10 Milton Bradley, 2006 ALCS Game 2 vs. Detroit
- 10 Dave Henderson, 1989 WS Game 3 at San Francisco
- 9 Frank Thomas, 2006 ALDS Game 1 at Minnesota
- 9 Reggie Jackson, 1971 ALCS Game 3 vs. Baltimore
- 8 six times, last: Brandon Moss, 2014 ALWC at Kansas City

Extra Base Hits

- 3 Dave Henderson, 1989 WS Game 3 at San Francisco
- 2 46 times, last: Brandon Moss, 2014 ALWC at Kansas City

Walks

- 3 nine times, last: **Coco Crisp, 2013 ALDS Game 1 vs. Detroit**

Strikeouts

- 4 Stephen Drew, 2012 ALDS Game 5 vs. Detroit
- 4 Ben Grieve, 2000 ALDS Game 5 vs. New York
- 3 31 times, last: **Coco Crisp, 2014 ALWC at Kansas City**

Stolen Bases

- 4 Rickey Henderson, 1989 ALCS Game 2 vs. Toronto
- 3 Willie Wilson, 1992 ALCS Game 2 at Toronto
- 2 13 times, last: Yoenis Céspedes, 2012 ALDS Game 2 at Detroit

Walks

- 9 Jack Coombs, 1910 WS Game 2 vs. Chicago
- 6 Matt Keough, 1981 ALCS Game 3 vs. New York
- 6 Diego Segui, 1971 ALCS Game 3 vs. Baltimore
- 5 five times, last: Rich Harden, 2006 ALCS Game 3 at Detroit

Strikeouts

- 13 Howard Ehmke, 1929 WS Game 1 at Chicago
- 11 John Odom, 1972 WS Game 3 vs. Cincinnati
- 11 Chief Bender, 1911 WS Game 1 at New York
- 10 George Earnshaw, 1929 WS Game 3 vs. Chicago
- 9 five times, last: **Sonny Gray, 2013 ALDS Game 2 vs. Detroit**

POSTSEASON SERIES YEAR-BY-YEAR RECAP

1905 WORLD SERIES

The A's make their first appearance in the World Series and lose to the New York Giants, four games to one. Three of the losses come against Christy Mathewson who tosses three complete game shutouts. The A's collect just 25 hits in the series for a .161 batting average and score just three runs. Topsy Hartsel paces the A's offense with a .294 batting average and Bris Lord has the only two RBI. The A's use three pitchers in the Series and all toss complete games. Chief Bender makes two starts and has a 1.06 ERA.

The A's lose the first game in Philadelphia, 3-0, as Mathewson tosses a four-hit shutout. Chief Bender returns the favor in the second game of the series as he tosses a four-hit shutout and strikes out nine in a 3-0 A's win at New York. Lord has RBI singles in the third and eighth innings. Mathewson tosses a four-hit shutout in the Giants 9-0 win in Game 3 and Joe McGinnity blanks the A's on five hits in a 1-0 win in Game 4. Eddie Plank allows just four hits in Game 4 and the only run of the game is unearned after a Monte Cross error. Mathewson tossed a six-hit shutout in Game 5 as the Giants clinch the series with a 2-0 win.

FINAL STATISTICS

PLAYER	AVG	G	AB	R	H	TB	2B	3B	HR	RBI	SH	SF	HP	BB	IBB	SO	SB	CS	DP	E	SLG	OBP
Bender	.000	2	5	0	0	0	0	0	0	0	1	0	0	0	-	1	0	0	0	0	.000	.000
Coakley	.000	1	2	0	0	0	0	0	0	0	0	0	1	0	-	1	0	0	0	0	.000	.333
Cross, L.	.105	5	19	0	2	2	0	0	0	0	0	0	0	1	-	1	0	0	0	1	.105	.150
Cross, M	.176	5	17	0	3	3	0	0	0	0	0	0	0	0	-	7	0	1	0	2	.176	.176
Davis	.200	5	20	0	4	5	1	0	0	0	0	0	0	0	-	1	0	0	0	0	.250	.200
Hartsel	.294	5	17	1	5	6	1	0	0	0	1	0	0	2	-	1	2	0	0	1	.353	.368
Hoffman	.000	1	1	0	0	0	0	0	0	0	0	0	0	0	-	1	0	0	0	0	.000	.000
Lord	.100	5	20	0	2	2	0	0	0	2	0	0	0	0	-	5	0	0	0	0	.100	.100
Murphy	.188	5	16	0	3	4	1	0	0	0	1	0	0	0	-	2	0	1	1	4	.250	.188
Plank	.167	2	6	0	1	1	0	0	0	0	0	0	0	0	-	2	0	0	1	0	.167	.167
Powers	.143	3	7	0	1	2	1	0	0	0	0	0	0	0	-	0	0	0	0	0	.286	.143
Schreckengost	.222	3	9	2	2	3	1	0	0	0	0	0	0	0	-	0	0	0	0	0	.333	.222
Seybold	.125	5	16	0	2	2	0	0	0	0	0	0	0	2	-	3	0	0	0	0	.125	.222
TOTALS	.161	5	155	3	25	30	5	0	0	2	3	0	1	5	-	25	2	2	2	8	.194	.193

PITCHER	W	L	ERA	G	GS	CG	GF	SHO	SV	IP	H	R	ER	HR	HB	BB	IBB	SO	WP	BK	AVG
Bender	1	1	1.06	2	2	2	0	1	-	17.0	9	2	2	0	0	6	-	13	0	0	.161
Coakley	0	1	2.00	1	1	1	0	0	-	9.0	8	9	2	0	1	5	-	2	0	0	.235
Plank	0	2	1.59	2	2	2	0	0	-	17.0	14	4	3	0	1	4	-	11	1	0	.222
TOTALS	1	4	1.47	5	5	5	0	1	-	43.0	31	15	7	0	2	15	-	26	1	0	.203

Game 1 — October 9
New York 3, Philadelphia 0

Game 2 — October 10
Philadelphia 3, New York 0

Game 3 — October 12
New York 9, Philadelphia 0

New York					Philadelphia					New York				
ab	r	h	bi		ab	r	h	bi		ab	r	h	bi	
Bresnahan c	3	1	1	1	Hartsel lf	4	1	2	0	Bresnahan c	3	2	0	0
Browne rf	5	0	0	0	Lord cf	4	0	2	2	Browne rf	5	2	1	0
Donlin cf	5	1	2	1	Davis 1b	4	0	0	0	Donlin cf	3	3	1	0
McGann 1b	3	0	1	0	LCross 3b	3	0	0	0	McGann 1b	5	1	3	4
Mertes lf	4	0	1	1	Seybold rf	4	0	0	0	Mertes lf	3	0	1	1
Dahlen ss	4	0	0	0	Murphy 2b	4	0	1	0	Dahlen ss	3	1	0	1
Devlin 3b	4	0	1	0	MCross ss	4	0	0	0	Devlin 3b	4	0	1	1
Gilbert 2b	4	1	3	0	Schreckengost c	4	2	1	0	Gilbert 2b	4	0	0	0
Mathewson p	3	0	1	0	Bender p	2	0	0	0	Mathewson p	4	0	1	0
Totals	35	3	10	3	Totals	33	3	6	2	Totals	34	9	8	7

Philadelphia					New York					Philadelphia				
ab	r	h	bi		ab	r	h	bi		ab	r	h	bi	
Hartsel lf	4	0	1	0	Bresnahan c	4	0	1	0	Hartsel lf	4	0	0	0
Lord cf	4	0	0	0	Browne rf	4	0	0	0	Lord cf	4	0	0	0
Davis 1b	4	0	1	0	Donlin cf	4	0	2	0	Davis 1b	4	0	1	0
LCross 3b	4	0	0	0	McGann 1b	3	0	0	0	LCross 3b	4	0	1	0
Seybold rf	3	0	0	0	Mertes lf	4	0	0	0	Seybold rf	3	0	1	0
Murphy 2b	3	0	1	0	Dahlen ss	3	0	0	0	Murphy 2b	3	0	0	0
MCross ss	3	0	0	0	Devlin 3b	3	0	1	0	MCross ss	3	0	1	0
Schreckengost c	3	0	1	0	Gilbert 2b	3	0	0	0	Schreckengost c	2	0	0	0
Plank p	3	0	0	0	McGinnity p	2	0	0	0	Powers c	1	0	0	0
Totals	31	0	4	0	Strang ph	1	0	0	0	Coakley p	2	0	0	0
					Ames p	0	0	0	0	Totals	30	0	4	0

New York 000 020 001 3 10 1
Philadelphia 000 000 000 0 4 0

Philadelphia 001 000 020 3 6 2
New York 000 000 000 0 4 2

New York 200 050 002 9 8 1
Philadelphia 000 000 000 0 4 4

E – Donlin. **DP** – New York 1. **LOB** – New York 9, Philadelphia 4. **2B** – McGann, Mertes, Davis, Murphy, Schreckengost. **S** – Mathewson. **SB** – Bresnahan (1), Donlin (1), Devlin (1), Gilbert (1). **CS** – Gilbert.

E – Murphy, Bresnahan, McGann, MCross. **LOB** – Philadelphia 5, New York 7. **2B** – Hartsel, Bresnahan, Donlin. **S** – Bender. **SB** – Dahlen (1), Devlin (2). **CS** – Donlin, Dahlen.

E – Devlin, Murphy 3, Hartsel. **DP** – New York 1, Philadelphia 2. **LOB** – New York 4, Philadelphia 5. **2B** – McGann. **SB** – Browne (2), Donlin (2), Dahlen (2), Devlin (3), Hartsel (1). **CS** – McGann, Mertes, Murphy.

New York	ip	h	r	er	bb	so
Mathewson (W)	9.0	4	0	0	0	6
Philadelphia	ip	h	r	er	bb	so
Plank (L)	9.0	10	3	3	2	5

Philadelphia	ip	h	r	er	bb	so
Bender (W)	9.0	4	0	0	3	9
New York	ip	h	r	er	bb	so
McGinnity (L)	8.0	5	3	0	0	2
Ames	1.0	1	0	0	1	1

New York	ip	h	r	er	bb	so
Mathewson (W)	9.0	4	0	0	1	8
Philadelphia	ip	h	r	er	bb	so
Coakley (L)	9.0	8	9	2	5	2

WP – Mathewson. **HBP** – by Plank (Bresnahan).
T – 1:46. **A** – 17,955
Umpires – Sheridan, O'Day.

T – 1:55. **A** – 24,992
Umpires – O'Day, Sheridan.

HBP – by Coakley (Bresnahan), by Mathewson (Coakley).
T – 1:55. **A** – 10,991
Umpires – Sheridan, O'Day.

Game 4 — October 13
New York 1, Philadelphia 0

Game 5 — October 14
New York 2, Philadelphia 0

Philadelphia	ab	r	h	bi
Hartsel lf	1	0	0	0
Lord cf	4	0	0	0
Davis 1b	4	0	1	0
LCross 3b	4	0	1	0
Seybold rf	3	0	0	0
Murphy 2b	3	0	1	0
MCross ss	4	0	1	0
Powers c	3	0	0	0
Hoffman ph	1	0	0	0
Plank p	3	0	1	0
Totals	30	0	5	0

Philadelphia	ab	r	h	bi
Hartsel lf	4	0	2	0
Lord cf	4	0	0	0
Davis 1b	4	0	1	0
LCross 3b	4	0	0	0
Seybold rf	3	0	1	0
Murphy 2b	3	0	0	0
MCross ss	3	0	1	0
Powers c	3	0	1	0
Bender p	3	0	0	0
Totals	31	0	6	0

New York	ab	r	h	bi
Bresnahan c	2	0	1	0
Browne rf	4	0	2	0
Donlin cf	3	0	0	0
McGann 1b	3	0	0	0
Mertes lf	4	1	0	0
Dahlen ss	3	0	0	0
Devlin 3b	3	0	1	0
Gilbert 2b	3	0	0	1
McGinnity p	3	0	0	0
Totals	28	1	4	1

New York	ab	r	h	bi
Bresnahan c	4	0	2	0
Browne rf	4	0	1	1
Donlin cf	4	0	0	0
McGann 1b	3	0	0	0
Mertes lf	2	1	1	0
Dahlen ss	2	0	0	0
Devlin 3b	2	0	0	0
Gilbert 2b	3	0	1	1
Mathewson p	1	1	0	0
Totals	25	2	5	2

Philadelphia	000	000	000	0	5	2
New York	000	100	00x	1	4	0

Philadelphia	000	000	000	0	6	0
New York	000	010	01x	2	5	1

E – MCross, LCross. **LOB** – Philadelphia 8, New York 7. **2B** – Devlin. **S** – Hartsel, Murphy, Donlin, McGann. **SB** – Hartsel (2).

E – Mathewson. **DP** – New York 1. **LOB** – Philadelphia 4, New York 4. **2B** – Powers, Bresnahan. **S** – Devlin, Mathewson. **CS** – MCross, Mertes.

Philadelphia	ip	h	r	er	bb	so
Plank (L)	8.0	4	1	0	2	6
New York	ip	h	r	er	bb	so
McGinnity (W)	9.0	5	0	0	3	4

Philadelphia	ip	h	r	er	bb	so
Bender (L)	8.0	5	2	2	3	4
New York	ip	h	r	er	bb	so
Mathewson (W)	9.0	6	0	0	0	4

WP – Plank.

T – 1:55. **A** – 13,598

Umpires – O’Day, Sheridan.

T – 1:35. **A** – 24,187

Umpires – Sheridan, O’Day.

1910 WORLD SERIES

The A's win their first World Series and use just two pitchers to defeat the Chicago Cubs, four games to one. Jack Coombs wins three of the games and posts a 3.33 ERA while Chief Bender is 1-1 with a 1.93 ERA. Eddie Collins paces the A's offense with a .429 batting average and four doubles and Frank Baker hits .409. Danny Murphy connects for the only home run of the series and leads the A's with nine RBI. The A's hit .316 and score 35 runs in the five games while the two pitchers combine for a 2.76 ERA and allow 15 runs.

The A's win the first two games in Philadelphia as Bender tosses a three-hitter in Game 1 and strikes out eight in a 4-1 win while Baker has three hits and two RBI. Coombs allows eight hits and nine walks in Game 2 but the Cubs strand 14 in a 9-3 A's win. Eddie Collins has three of the A's 14 hits and all nine Athletics collect at least one hit. The series moves to Chicago for Game 3 and Coombs comes back on one day of rest and defeats the Cubs, 12-5, collecting three hits and three RBI. Harry Davis and Jack Berry add three hits each and Barry and Murphy have three RBI. Bender suffers the A's only loss in Game 4 when the Cubs win 4-3 in 10 innings. The A's have a 3-2 lead entering the ninth but the Cubs score once in the ninth and once in the 10th for the win. The A's wrap up the series with a 7-2 win in Game 5 as Coombs picks up his third win of the series. Collins has three hits and the A's score five times in the eighth to break open a 2-1 game.

FINAL STATISTICS

PLAYER	AVG	G	AB	R	H	TB	2B	3B	HR	RBI	SH	SF	HP	BB	IBB	SO	SB	CS	DP	E	SLG	OBP
Baker	.409	5	22	6	9	12	3	0	0	4	0	0	0	2	-	1	0	3	0	3	.545	.458
Barry	.235	5	17	3	4	6	2	0	0	3	2	0	1	1	-	3	0	0	1	0	.353	.316
Bender	.333	2	6	1	2	2	0	0	0	1	0	0	0	1	-	1	0	0	0	0	.333	.429
Collins	.429	5	21	5	9	13	4	0	0	3	1	0	0	2	-	0	4	2	0	1	.619	.478
Coombs	.385	3	13	0	5	6	1	0	0	3	0	0	0	0	-	3	0	0	1	2	.462	.385
Davis	.353	5	17	5	6	9	3	0	0	2	2	0	1	3	-	4	0	0	0	3	.529	.476
Hartsel	.200	1	5	2	1	1	0	0	0	0	0	0	0	0	-	1	2	0	0	0	.200	.200
Lapp	.250	1	4	0	1	1	0	0	0	1	0	0	0	0	-	2	0	0	0	0	.250	.250
Lord	.182	5	22	3	4	6	2	0	0	1	1	0	0	1	-	3	0	1	0	0	.273	.217
Murphy	.350	5	20	6	7	13	3	0	1	9	1	0	0	1	-	0	1	0	0	0	.650	.381
Strunk	.278	4	18	2	5	8	1	1	0	2	0	0	0	2	-	5	0	1	0	1	.444	.350
Thomas	.250	4	12	2	3	3	0	0	0	1	0	0	0	4	-	1	0	0	1	1	.250	.438
Totals	.316	5	177	35	56	80	19	1	1	30	7	0	2	17	-	24	7	7	3	11	.452	.383
PITCHER	W	L	ERA	G	GS	CG	GF	SHO	SV	IP	H	R	ER	HR	HB	BB	IBB	SO	WP	BK	AVG	
Bender	1	1	1.93	2	2	2	0	0	-	18.2	12	5	4	0	0	4	-	14	0	0	.194	
Coombs	3	0	3.33	3	3	3	0	0	-	27.0	23	10	10	0	0	18	-	31	1	0	.240	
Totals	4	1	2.76	5	5	5	0	0	-	45.2	35	15	14	0	0	18	-	31	1	0	.222	

Game 1 — October 17
Philadelphia 4, Chicago 1

Chicago	ab	r	h	bi
Sheckard lf	4	0	0	0
Schulte rf	2	0	1	0
Hofman cf	4	0	0	0
Chance 1b	3	0	0	0
Zimmerman 2b	3	0	0	0
Steinfeldt 3b	3	0	0	0
Tinker ss	3	1	1	0
Kling c	3	0	1	1
Kane pr	0	0	0	0
Overall p	1	0	0	0
McIntire p	1	0	0	0
Beaumont ph	1	0	0	0
Totals	28	1	3	1

Philadelphia	ab	r	h	bi
Strunk cf	3	0	0	0
Lord lf	4	1	1	0
Collins 2b	2	1	1	0
Baker 3b	4	1	3	2
Davis 1b	3	0	0	0
Murphy rf	3	1	1	1
Barry ss	3	0	0	0
Thomas c	1	0	0	0
Bender p	3	0	1	1
Totals	26	4	7	4

E — Strunk, Thomas, McIntire. **LOB** — Chicago 2, Philadelphia 4. **2B** — Lord, Baker 2. **S** — Collins, Davis. **SB** — Murphy (1). **CS** — Schulte 2, Strunk, Collins, Baker.

Chicago	ip	h	r	er	bb	so
Overall (L)	3.0	6	3	3	1	1
McIntire	5.0	1	1	0	3	3
Philadelphia	ip	h	r	er	bb	so
Bender (W)	9.0	3	1	0	2	8

T — 1:54. **A** — 26,891
Umpires — Connolly, O'Day, Rigler, Sheridan.

Game 2 — October 18
Philadelphia 9, Chicago 3

Chicago	ab	r	h	bi
Sheckard lf	1	1	1	0
Schulte rf	3	1	0	0
Hofman cf	2	1	1	0
Chance 1b	5	0	2	1
Zimmerman 2b	3	0	1	2
Steinfeldt 3b	5	0	1	0
Tinker ss	4	0	2	0
Kling c	4	0	0	0
Brown p	3	0	0	0
Beaumont ph	1	0	0	0
Richie p	0	0	0	0
Totals	31	3	8	3

Philadelphia	ab	r	h	bi
Strunk cf	5	1	2	1
Lord lf	5	1	1	0
Collins 2b	4	2	3	1
Baker 3b	4	1	1	0
Davis 1b	5	1	2	2
Murphy rf	4	1	1	2
Barry ss	3	0	1	0
Thomas c	3	2	2	1
Coombs p	4	0	1	0
Totals	37	9	14	7

Chicago 100 000 101 3 8 3
Philadelphia 002 010 60x 9 14 4
E — Coombs 2, Steinfeldt 2, Sheckard, Davis 2. **DP** — Chicago 1, Philadelphia 3. **LOB** — Chicago 14, Philadelphia 9. **2B** — Sheckard, Zimmerman, Steinfeldt, Tinker, Strunk, Collins 2, Davis, Murphy. **S** — Sheckard, Schulte 2, Barry. **SF** — Zimmerman. **SB** — Collins 2 (2). **CS** — Tinker, Lord.

Chicago	ip	h	r	er	bb	so
Brown (L)	7.0	13	9	6	4	6
Richie	1.0	1	0	0	0	0
Philadelphia	ip	h	r	er	bb	so
Coombs (W)	9.0	8	3	3	9	5

T — 2:25. **A** — 24,597
Umpires — Rigler, Sheridan, O'Day, Connolly.

Game 3 — October 20
Philadelphia 12, Chicago 5

Philadelphia	ab	r	h	bi
Strunk cf	5	1	1	0
Lord lf	4	0	1	0
Collins 2b	5	1	1	0
Baker 3b	5	2	2	2
Davis 1b	3	3	3	0
Murphy rf	5	2	1	3
Barry ss	5	3	3	3
Thomas c	4	0	0	0
Coombs p	5	0	3	3
Totals	41	12	15	11

Chicago	ab	r	h	bi
Sheckard lf	1	2	0	0
Schulte rf	4	0	2	2
Hofman cf	3	1	1	1
Chance 1b	1	0	0	0
Archer 1b	3	0	0	0
Zimmerman 2b	4	0	0	0
Steinfeldt 3b	4	0	0	0
Tinker ss	4	1	3	0
Kling c	4	0	0	0
Reulbach p	0	0	0	0
Beaumont ph	0	1	0	0
McIntire p	0	0	0	0
Pfiester p	2	0	0	0
Needham ph	1	0	0	0
Totals	31	5	6	3

Philadelphia	125	000	400	12	15	1
Chicago	120	000	020	5	6	5

E — Baker, Schulte, Hofman, Tinker 2, Steinfeldt. **DP** — Philadelphia 2, Chicago 1. **LOB** — Philadelphia 7, Chicago 4. **2B** — Davis, Barry 2, Coombs, Schulte 2, Tinker. **HR** — Murphy (1). **S** — Lord. **SF** — Hofman. **SB** — Tinker (1). **CS** — Collins, Baker.

Philadelphia	ip	h	r	er	bb	so
Coombs (W)	9.0	6	5	5	4	8
Chicago	ip	h	r	er	bb	so
Reulbach	2.0	3	3	3	2	0
McIntire (L)	0.1	3	4	4	0	0
Pfiester	6.2	9	5	0	1	1

WP — Coombs. **HBP** — by McIntire (Davis).

T — 2:07. **A** — 26,210
Umpires — O'Day, Sheridan, Rigler, Connolly.

Game 4— October 22
Chicago 4, Philadelphia 3 (10)

Game 5 — October 23
Philadelphia 7, Chicago 2

Philadelphia	ab	r	h	bi	Philadelphia	ab	r	h	bi
Strunk cf	5	0	2	1	Hartsel lf	5	2	1	0
Lord lf	5	0	0	0	Lord cf	4	1	1	1
Collins 2b	5	1	1	0	Collins 2b	5	0	3	2
Baker 3b	4	1	3	0	Baker 3b	5	1	0	0
Davis 1b	3	0	1	0	Davis 1b	3	1	0	0
Murphy rf	4	0	2	2	Murphy rf	4	2	2	1
Barry ss	4	0	0	0	Barry ss	2	0	0	0
Thomas c	4	0	1	0	Lapp c	4	0	1	1
Bender p	3	1	1	0	Coombs p	4	0	1	0
Totals	37	3	11	3	Totals	36	7	9	5

Chicago	ab	r	h	bi	Chicago	ab	r	h	bi
Sheckard lf	4	1	1	1	Sheckard lf	4	1	2	0
Schulte rf	4	2	2	0	Schulte rf	4	0	1	0
Hofman cf	3	0	2	1	Hofman cf	3	0	0	0
Chance 1b	4	0	2	2	Chance 1b	4	1	2	1
Zimmerman 2b	4	0	1	0	Zimmerman 2b	3	0	2	0
Steinfeldt 3b	4	0	0	0	Steinfeldt 3b	4	0	1	1
Tinker ss	3	0	0	0	Tinker ss	4	0	0	0
Archer c	4	1	1	0	Archer c	4	0	1	0
Cole p	2	0	0	0	Brown p	3	0	0	0
Kling ph	1	0	0	0	Kling ph	1	0	0	0
Kane pr	0	0	0	0	Totals	34	2	9	2
Brown p	1	0	0	0	Philadelphia	100	010	050	7 9 1
Totals	34	4	9	4	Chicago	010	000	010	2 9 2

Philadelphia 001 200 000 0 3 11 3
 Chicago 100 100 001 1 4 9 1

E – Baker, Collins, Brown, Davis. **DP** – Philadelphia 2, Chicago 1. **LOB** – Philadelphia 10, Chicago 4. **2B** – Baker, Davis, Murphy, Schulte, Archer. **3B** – Strunk, Chance. **S** – Davis, Murphy, Hofman. **SB** – Sheckard (1). **CS** – Baker, Schulte, Zimmerman, Tinker.

Philadelphia	ip	h	r	er	bb	so
Bender (L)	9.2	9	4	4	2	6
Chicago	ip	h	r	er	bb	so
Cole	8.0	10	3	3	3	5
Brown (W)	2.0	1	0	0	0	1

HBP – by Cole (Barry).

T – 2:14. **A** – 19,150

Umpires – Connolly, Rigler, Sheridan, O'Day.

E – Baker, Zimmerman, Steinfeldt. **LOB** – Philadelphia 6, Chicago 7. **2B** – Lord, Collins 2, Murphy, Sheckard, Chance. **S** – Barry, Zimmerman. **SB** – Hartsel 2 (2), Collins 2 (4), Zimmerman (1). **CS** – Schulte (2).

Philadelphia	ip	h	r	er	bb	so
Coombs (W)	9.0	9	2	2	1	4
Chicago	ip	h	r	er	bb	so
Brown (L)	9.0	9	7	4	3	7

WP – Brown.

T – 2:06. **A** – 27,374

Umpires – O'Day, Sheridan, Rigler, Connolly.

1911 WORLD SERIES

The A's win their second consecutive World Championship as they defeat the New York Giants, four games to two. The A's pitching staff, which consists of Chief Bender, Jack Coombs and Eddie Plank, allows just 13 runs in the series for a 1.29 ERA. Bender goes 2-1 with a 1.04 ERA, Coombs is 1-0 with a 1.35 ERA and Plank is 1-1 with a 1.86 ERA. Frank "Home Run" Baker earns his nickname as he paces the A's offense with a .375 batting average, two home runs and five RBI. Jack Barry hits .368 and the A's offense hits .244 with 27 runs scored in the six games.

The A's lose Game 1 at New York by a 2-1 score as Bender strikes out 11 in eight innings in a complete game effort but loses to Christy Mathewson who tosses a six-hitter. The A's then win each of the next three games, beginning with a 3-1 win at Philadelphia in Game 2. Plank tosses a five-hitter and Baker breaks a 1-1 tie with a two-run home run in the sixth inning. Game 3 lasts 11 innings at New York and the A's are 3-2 winners. Trailing 1-0 entering the ninth inning, Baker homers to tie the game and the A's score two in the 11th for the win. Coombs goes the distance, allowing just three hits in 11 innings. The series is delayed for seven days because of rain but it resumes with a 4-2 A's win in Philadelphia in Game 4. Bender tosses a seven-hitter, Barry has three hits and Eddie Collins, Danny Murphy and Baker have two hits each. The A's lead 3-0 after six innings in Game 5 but the Giants score once in the bottom of the seventh, twice in the ninth and once in the 10th for the win. The A's then wrap up the series with a 13-2 win at Philadelphia, scoring seven times in the seventh inning. Murphy has four hits, Bris Lord adds three and Bender tosses a four-hitter.

FINAL STATISTICS

PLAYER	AVG	G	AB	R	H	TB	2B	3B	HR	RBI	SH	SF	HP	BB	IBB	SO	SB	CS	DP	E	SLG	OBP
Baker	.375	6	24	7	9	17	2	0	2	5	0	0	0	1	-	5	0	1	0	2	.708	.400
Barry	.368	6	19	2	7	11	4	0	0	2	2	1	0	0	-	2	2	1	0	3	.579	.350
Bender	.091	3	11	0	1	1	0	0	0	0	0	0	0	0	-	1	0	0	0	0	.091	.091
Collins	.286	6	21	4	6	7	1	0	0	1	2	0	0	2	-	3	2	0	0	4	.333	.348
Coombs	.250	2	8	1	2	2	0	0	0	0	0	0	0	0	-	0	0	0	0	0	.250	.250
Davis	.208	6	24	3	5	6	1	0	0	5	0	0	0	0	-	3	0	1	0	0	.250	.208
Lapp	.250	2	8	1	2	2	0	0	0	0	0	0	0	0	-	1	0	0	0	0	.250	.250
Lord	.185	6	27	2	5	7	2	0	1	0	0	0	0	0	-	5	0	0	0	0	.259	.185
McInnis	—	1	0	0	0	0	0	0	0	0	0	0	0	0	-	0	0	0	0	0	—	—
Murphy	.304	6	23	4	7	10	3	0	0	3	1	0	0	0	-	3	0	2	0	1	.435	.304
Oldring	.200	6	25	2	5	10	2	0	1	3	2	0	0	0	-	4	0	0	0	1	.400	.200
Plank	.000	2	3	0	0	0	0	0	0	0	0	0	0	0	-	2	0	0	0	0	.000	.000
Strunk	—	1	0	0	0	0	0	0	0	0	0	0	0	0	-	0	0	0	0	0	—	—
Thomas	.083	4	12	1	1	1	0	0	0	1	0	1	0	1	-	2	0	1	0	0	.083	.143
Totals	.244	6	205	27	50	74	15	0	3	21	7	2	0	4	-	31	4	6	0	11	.361	.256

PITCHER	W	L	ERA	G	GS	CG	GF	SHO	SV	IP	H	R	ER	HR	HB	BB	IBB	SO	WP	BK	AVG
Bender	2	1	1.04	3	3	3	0	0	-	26.0	16	6	3	0	1	8	-	20	1	0	.172
Coombs	1	0	1.35	2	2	1	0	0	-	20.0	11	5	3	0	1	6	-	16	0	0	.175
Plank	1	1	1.86	2	1	1	1	0	-	9.2	6	2	2	0	1	0	-	8	0	0	.182
Totals	4	2	1.29	6	6	5	1	0	-	55.2	33	13	8	0	3	14	-	44	1	0	.175

Game 1 – October 14
New York 2, Philadelphia 1

Game 2 – October 16
Philadelphia 3, New York 1

Game 3 – October 17
Philadelphia 3, New York 2 (11)

Philadelphia	ab	r	h	bi	New York	ab	r	h	bi	Philadelphia	ab	r	h	bi
Lord lf	4	0	0	0	Devore lf	4	0	0	0	Lord lf	5	0	0	0
Oldring cf	4	0	2	0	Doyle 2b	4	0	0	0	Oldring cf	5	0	0	0
Collins 2b	3	0	0	0	Snodgrass cf	3	0	2	0	Collins 2b	5	1	2	0
Baker 3b	4	1	2	0	Murray rf	4	0	0	0	Baker 3b	5	2	2	1
Murphy rf	3	0	0	0	Merkle 1b	3	0	1	0	Murphy rf	5	0	0	1
Davis 1b	4	0	1	1	Herzog 3b	3	1	1	0	Davis 1b	5	0	2	1
Barry ss	3	0	0	0	Fletcher ss	3	0	0	0	Barry ss	3	0	2	0
Thomas c	3	0	0	0	Meyers c	3	0	1	1	Lapp c	4	0	1	0
Bender p	3	0	1	0	Marquard p	2	0	0	0	Coombs p	4	0	0	0
Totals	31	1	6	1	Totals	30	1	5	1	Totals	41	3	9	3

New York	ab	r	h	bi
Devore lf	3	0	1	1
Doyle 2b	3	0	1	0
Snodgrass cf	2	1	0	0
Murray rf	3	0	0	0
Merkle 1b	4	0	1	0
Herzog 3b	3	0	0	0
Fletcher ss	4	0	0	0
Meyers c	3	1	1	0
Mathewson p	3	0	1	0
Totals	28	2	5	1

Philadelphia	ab	r	h	bi
Lord lf	4	1	1	0
Oldring cf	3	0	0	0
Collins 2b	3	1	2	0
Baker 3b	3	1	1	2
Murphy rf	3	0	0	0
Davis 1b	3	0	0	0
Barry ss	3	0	0	0
Thomas c	3	0	0	0
Plank p	3	0	0	0
Totals	28	3	4	2

New York	ab	r	h	bi
Devore lf	4	0	0	1
Doyle 2b	4	0	0	0
Snodgrass cf	3	0	0	0
Murray rf	2	0	0	0
Merkle 1b	3	0	0	0
Herzog 3b	3	1	1	0
Fletcher ss	4	0	0	0
Meyers c	4	1	1	0
Mathewson p	3	0	1	0
Becker ph	1	0	0	0
Totals	31	2	3	1

Philadelphia	010	000	000	1	6	2
New York	000	100	10x	2	5	0

New York	010	000	000	1	5	3
Philadelphia	100	002	00x	3	4	0

Philadelphia	000	000	001	02	3	9	2
New York	001	000	000	01	2	3	5

E – Baker, Collins. **LOB** – Philadelphia 5, New York 8. **2B** – Oldring 2, Devore, Meyers. **S** – Murphy, Murray. **SB** – Doyle (1). **CS** – Baker, Snodgrass 2.

E – Devore, Merkle, Murray. **LOB** – New York 3, Philadelphia 2. **2B** – Herzog, Collins. **HR** – Baker (1). **S** – Oldring.

E – Fletcher 2, Herzog 3, Collins 2. **DP** – New York 1. **LOB** – Philadelphia 6, New York 1. **2B** – Barry, Herzog. **HR** – Baker (2). **S** – Barry, Murray. **SB** – Collins (1), Barry (1). **CS** – Davis, Devore, Murray, Merkle, Herzog, Becker.

Philadelphia	ip	h	r	er	bb	so
Bender (L)	8.0	5	2	1	4	11
New York	ip	h	r	er	bb	so
Mathewson (W)	9.0	6	1	1	1	5

New York	ip	h	r	er	bb	so
Marquard (L)	7.0	4	3	2	0	4
Crandall	1.0	0	0	0	0	2
Philadelphia	ip	h	r	er	bb	so
Plank (W)	9.0	5	1	1	0	8

Philadelphia	ip	h	r	er	bb	so
Coombs (W)	11.0	3	2	1	4	7
New York	ip	h	r	er	bb	so
Mathewson (L)	11.0	9	3	1	0	3

PB – Meyers. **HBP** – by Bender (Snodgrass).
T – 2:12. **A** – 38,281
Umpires – Klem, Dinneen, Brennan, Connolly.

WP – Marquard. **HBP** – by Plank (Snodgrass).
T – 1:52. **A** – 26,286
Umpires – Connolly, Brennan, Klem, Dinneen.

T – 2:25. **A** – 37,216
Umpires – Brennan, Connolly, Klem, Dinneen.

Game 4 – October 24
Philadelphia 4, New York 2

New York	ab	r	h	bi
Devore lf	4	1	2	0
Doyle 2b	3	1	1	1
Snodgrass cf	3	0	0	1
Murray rf	4	0	0	0
Merkle 1b	4	0	1	0
Herzog 3b	4	0	0	0
Fletcher ss	4	0	2	0
Meyers c	4	0	1	0
Mathewson p	1	0	0	0
Becker ph	1	0	0	0
Wiltse p	0	0	0	0
Totals	32	2	7	2

Philadelphia	ab	r	h	bi
Lord lf	4	0	1	0
Oldring cf	3	0	0	0
Collins 2b	3	1	2	0
Baker 3b	3	1	2	1
Murphy rf	4	1	2	1
Davis 1b	4	1	1	1
Barry ss	4	0	3	0
Thomas c	3	0	0	1
Bender p	4	0	0	0
Totals	32	4	11	4

New York	200	000	000	2	7	3
Philadelphia	000	310	00x	4	11	1

E – Fletcher, Baker, Murray, Mathewson.
DP – Philadelphia 1. **LOB** – New York 6, Philadelphia 8. **2B** – Merkle, Meyers, Baker 2, Murphy 2, Davis, Barry 2. **3B** – Doyle. **S** – Oldring, Collins. **SF** – Snodgrass, Thomas. **CS** – Murphy.

New York	ip	h	r	er	bb	so
Mathewson (L)	7.0	10	4	4	1	5
Wiltse	1.0	1	0	0	0	1
Philadelphia	ip	h	r	er	bb	so
Bender (W)	9.0	7	2	2	2	4

T – 1:49. **A** – 24,355
Umpires – Dinneen, Klem, Connolly, Brennan.

Game 5 – October 25
New York 4, Philadelphia 3 (10)

Philadelphia	ab	r	h	bi
Lord lf	5	0	0	0
Oldring cf	5	1	2	3
Collins 2b	3	0	0	0
Baker 3b	4	0	0	0
Murphy rf	4	0	1	0
Davis 1b	4	0	0	0
Barry ss	4	0	1	0
Lapp c	4	1	1	0
Coombs p	4	1	2	0
Strunk pr	0	0	0	0
Plank p	0	0	0	0
Totals	37	3	7	3

New York	ab	r	h	bi
Devore lf	5	0	1	1
Doyle 2b	5	1	4	0
Snodgrass cf	4	0	0	0
Murray rf	5	0	0	0
Merkle 1b	2	1	0	1
Herzog 3b	4	0	1	0
Fletcher ss	4	1	1	0
Meyers c	3	0	1	1
Marquard p	0	0	0	0
Becker ph	1	0	0	0
Ames p	1	0	0	0
Crandall ph-p	1	1	1	1
Totals	35	4	9	4

Philadelphia	003	000	000	0	3	7	1
New York	000	000	102	1	4	9	2

E – Fletcher, Doyle, Collins. **DP** – Philadelphia 1, New York 1. **LOB** – Philadelphia 5, New York 6. **2B** – Doyle 2, Fletcher, Crandall. **HR** – Oldring (1). **S** – Snodgrass. **SF** – Merkle, Meyers. **SB** – Collins (2), Barry (2), Doyle (2), Herzog (1). **CS** – Murphy, Barry, Devore, Meyers.

Philadelphia	ip	h	r	er	bb	so
Coombs	9.0	8	3	2	2	9
Plank (L)	0.2	1	1	1	0	0
New York	ip	h	r	er	bb	so
Marquard	3.0	3	3	0	1	2
Ames	4.0	2	0	0	0	2
Crandall (W)	3.0	2	0	0	0	0

WP – Crandall. **HBP** – by Coombs (Merkle).
T – 2:33. **A** – 33,228
Umpires – Klem, Dinneen, Connolly, Brennan.

Game 6 – October 26
Philadelphia 13, New York 2

New York	ab	r	h	bi
Devore lf	4	0	0	0
Doyle 2b	4	1	1	0
Snodgrass cf	4	0	0	0
Murray rf	3	0	0	0
Merkle 1b	4	0	0	0
Herzog 3b	4	1	1	0
Fletcher ss	4	0	0	1
Meyers c	3	0	1	0
Wilson c	1	0	0	0
Ames p	1	0	1	0
Crandall ph	0	0	0	0
Wiltse p	1	0	0	0
Marquard p	0	0	0	0
Totals	33	2	4	1

Philadelphia	ab	r	h	bi
Lord lf	5	1	3	1
Oldring cf	5	1	1	0
Collins 2b	4	1	0	1
Baker 3b	5	2	2	1
Murphy rf	4	3	4	1
Davis 1b	4	2	1	2
McInnis 1b	0	0	0	0
Barry ss	2	2	1	2
Thomas c	3	1	1	0
Bender p	4	0	0	0
Totals	36	13	13	8

New York	100	000	001	2	4	3
Philadelphia	001	401	70x	13	13	5

E – Barry 3, Merkle, Murray, Oldring, Ames, Murphy. **LOB** – New York 6, Philadelphia 3. **2B** – Doyle, Lord 2, Murphy, Barry. **S** – Collins, Barry. **SF** – Barry. **SB** – Herzo (2). **CS** – Devore, Thomas.

New York	ip	h	r	er	bb	so
Ames (L)	4.0	4	5	2	1	4
Wiltse	2.1	7	8	7	0	1
Marquard	1.2	2	0	0	0	2
Philadelphia	ip	h	r	er	bb	so
Bender (W)	9.0	4	2	0	2	5

WP – Bender, Marquard.
T – 2:12. **A** – 20,485
Umpires – Connolly, Brennan, Klem, Dinneen.

1913 WORLD SERIES

The A's win their third World Championship over a four-year span as they defeat the New York Giants, four games to one. The A's use just three pitchers in the series with all going the distance, including Chief Bender, who wins Games 1 and 4, and Eddie Plank, who posts a 1-1 record and a 0.95 ERA. Frank Baker paces the A's offense with a .450 batting average and matches Wally Schang for the team-lead with seven RBI. Eddie Collins hits .421 and steals three bases.

Bender allows 11 hits in Game 1 at New York, but the A's defeat the Giants, 6-4. Collins goes 3 for 3 and scores three runs and Baker is 3 for 4 with three RBI, including a two-run home run. The A's lone loss comes in a Game 2 at Philadelphia, a 3-0 decision in 10 innings. Plank tosses nine shutout innings before allowing three runs in the top of the 10th, while Christy Mathewson blanks the A's on eight hits. The series returns to Philadelphia for Game 3 and the A's score five times in the first two innings en route to an 8-2 win. Collins has his second three-hit game of the series and drives in three runs and Joe Bush tosses a five hitter. The A's take a 6-0 lead into the seventh inning of Game 4 at Philadelphia and hold on to win 6-5. Jack Barry has three hits and Schang goes 2 for 2 with four RBI. The A's then clinch the series at New York with a 3-1 win in Game 5 as Plank tosses a two-hitter, allowing just one unearned run in the fifth inning. The A's score early again as Baker has a sacrifice fly in the first inning and a RBI single in the A's two-run third.

FINAL STATISTICS

PLAYER	AVG	G	AB	R	H	TB	2B	3B	HR	RBI	SH	SF	HP	BB	IBB	SO	SB	CS	DP	E	SLG	OBP
Baker	.450	5	20	2	9	12	0	0	1	7	0	1	0	0	-	2	1	1	0	1	.600	.429
Barry	.300	5	20	3	6	9	3	0	0	1	0	0	0	0	-	0	0	0	0	1	.450	.300
Bender	.000	2	8	0	0	0	0	0	0	1	0	0	0	0	-	1	0	0	0	0	.000	.000
Bush	.250	1	4	0	1	1	0	0	0	0	0	0	0	0	-	1	0	0	0	0	.250	.250
Collins	.421	5	19	5	8	12	0	2	0	3	2	0	0	1	-	2	3	0	0	1	.632	.450
Lapp	.250	1	4	0	1	1	0	0	0	0	0	0	0	0	-	1	0	0	0	0	.250	.250
McInnis	.118	5	17	1	2	3	1	0	0	2	2	1	0	0	-	2	0	0	0	0	.176	.111
Murphy	.227	5	22	2	5	5	0	0	0	0	0	0	0	2	-	0	0	1	0	0	.227	.292
Oldring	.273	5	22	5	6	8	0	1	0	0	0	0	0	0	-	1	1	0	0	0	.364	.273
Plank	.143	2	7	0	1	1	0	0	0	0	0	0	0	0	-	0	0	0	0	1	.143	.143
Schang	.357	4	14	2	5	10	0	1	1	7	0	0	0	2	-	4	0	0	0	1	.714	.438
Strunk	.118	5	17	3	2	2	0	0	0	0	1	0	0	2	-	2	0	0	0	0	.118	.211
Totals	.264	5	174	23	46	64	4	4	2	21	5	2	0	7	-	16	5	2	0	5	.368	.290
PITCHER	W	L	ERA	G	GS	CG	GF	SHO	SV	IP	H	R	ER	HR	HB	BB	IBB	SO	WP	BK	AVG	
Bender	2	0	4.00	2	2	2	0	0	-	18.0	19	9	8	1	1	1	-	9	0	0	.271	
Bush	1	0	1.00	1	1	1	0	0	-	9.0	5	2	1	0	1	4	-	3	0	0	.172	
Plank	1	1	0.95	2	2	2	0	0	-	19.0	9	4	2	0	1	3	-	7	0	0	.138	
Totals	4	1	2.15	5	5	5	0	0	-	46.0	33	15	11	1	3	8	-	19	0	0	.201	

Game 1 – October 7
Philadelphia 6, New York 4

Philadelphia	ab	r	h	bi
Murphy rf	4	0	1	0
Oldring lf	4	0	1	0
Collins 2b	3	3	3	0
Baker 3b	4	1	3	3
McInnis 1b	3	0	1	1
Strunk cf	4	1	0	0
Barry ss	4	1	1	0
Schang c	4	0	1	2
Bender p	4	0	0	0
Totals	34	6	11	6

New York	ab	r	h	bi
Shafer cf	5	0	1	0
Doyle 2b	4	1	2	2
Fletcher ss	4	0	2	1
Burns lf	4	0	1	1
Herzog 3b	4	0	0	0
Murray rf	4	0	2	0
Meyers c	4	0	0	0
Merkle 1b	4	2	2	0
Marquard p	0	0	0	0
McCormick	1	1	1	0
Crandall p	1	0	0	0
Tesreau p	0	0	0	0
McLean ph	1	0	0	0
Totals	36	4	11	4

Philadelphia	000	320	010	6	11	1
New York	001	030	000	4	11	0

E – Barry. **DP** – Philadelphia 1. **LOB** – Philadelphia 4, New York 6. **2B** – McInnis, Barry, Burns. **3B** – Collins. **HR** – Baker (1). **S** – McInnis, Marquard. **SB** – Collins (1). **CS** – Murphy, Baker, Fletcher.

Philadelphia	ip	h	r	er	bb	so
Bender (W)	9.0	11	4	3	0	4
New York	ip	h	r	er	bb	so
Marquard (L)	5.0	8	5	5	1	1
Crandall	2.0	3	1	1	0	1
Tesreau	2.0	0	0	0	1	1

Crandall pitched to three batters in the 8th
T – 2:06. **A** – 36,291
Umpires – Klem, Egan, Rigler, Connolly.

Game 2 – October 8
New York 3, Philadelphia 0 (10)

New York	ab	r	h	bi
Herzog 3b	5	1	0	0
Doyle 2b	4	0	0	0
Fletcher ss	5	0	2	2
Burns lf	4	0	0	0
Shafer cf	5	0	0	0
Murray rf	4	0	0	0
McLean c	4	0	2	0
Grant pr	0	1	0	0
Wilson c	0	0	0	0
Snodgrass 1b	1	0	1	0
Wiltse pr-1b	2	0	0	0
Mathewson p	3	1	2	1
Totals	37	3	7	3

Philadelphia	ab	r	h	bi
Murphy rf	5	0	0	0
Oldring lf	5	0	1	0
Collins 2b	4	0	1	0
Baker 3b	5	0	2	0
McInnis 1b	4	0	0	0
Strunk cf	3	0	1	0
Barry ss	4	0	1	0
Lapp c	4	0	1	0
Plank p	4	0	1	0
Totals	38	0	8	0

New York	000	000	000	3	3	7	2
Philadelphia	000	000	000	0	0	8	2

E – Baker, Doyle 2, Collins. **LOB** – New York 8, Philadelphia 10. **S** – Collins, Wiltse. **CS** – Shafer.

New York	ip	h	r	er	bb	so
Mathewson (W)	10.0	8	0	0	1	5
Philadelphia	ip	h	r	er	bb	so
Plank (L)	10.0	7	3	2	2	6

HBP – by Plank (Doyle).
T – 2:22. **A** – 20,563
Umpires – Connolly, Rigler, Klem, Egan.

Game 3 – October 9
Philadelphia 8, New York 2

Philadelphia	ab	r	h	bi
Murphy rf	5	1	2	0
Oldring lf	5	3	2	0
Collins 2b	5	2	3	3
Baker 3b	4	1	2	2
McInnis 1b	4	0	0	0
Strunk cf	4	0	0	0
Barry ss	4	0	1	0
Schang c	4	1	1	1
Bush p	4	0	1	0
Totals	39	8	12	6

New York	ab	r	h	bi
Herzog 3b	4	0	0	0
Doyle 2b	4	0	1	0
Fletcher ss	2	0	1	0
Burns lf	4	0	0	0
Shafer cf	3	1	1	0
Murray rf	3	1	1	1
McLean c	2	0	1	1
Cooper pr	0	0	0	0
Wilson c	2	0	0	0
Merkle 1b	2	0	0	0
Wiltse pr-1b	0	0	0	0
Tesreau p	2	0	0	0
Crandall p	1	0	0	0
Totals	29	2	5	2

Philadelphia	320	000	210	8	12	1
New York	000	010	100	2	5	1

E – Schang, Fletcher. **DP** – Philadelphia 3, New York 1. **LOB** – Philadelphia 4, New York 5. **2B** – Shafer. **3B** – Collins. **HR** – Schang (1). **SB** – Oldring (1), Collins (2), Baker (1), Fletcher (1), Murray (1), Cooper (1). **CS** – Murray.

Philadelphia	ip	h	r	er	bb	so
Bush (W)	9.0	5	2	1	4	3
New York	ip	h	r	er	bb	so
Tesreau (L)	6.1	11	7	6	0	3
Crandall	2.2	1	1	1	0	1

HBP – by Bush (Fletcher).
T – 2:11. **A** – 36,896
Umpires – Rigler, Connolly, Klem, Egan.

Game 4 – October 10
Philadelphia 6, New York 5

Game 5 – October 11
Philadelphia 3, New York 1

New York	ab	r	h	bi	Philadelphia	ab	r	h	bi
Snodgrass cf	2	0	0	0	Murphy rf	3	1	2	0
Herzog 3b	2	0	1	0	Oldring lf	4	2	0	0
Doyle 2b	4	0	0	0	Collins 2b	3	0	1	0
Fletcher ss	4	1	0	0	Baker 3b	3	0	2	2
Burns lf	4	2	2	1	McInnis 1b	2	0	0	1
Shafer 3b-cf	4	0	1	1	Strunk cf	4	0	0	0
Murray rf	2	1	1	0	Barry ss	4	0	0	0
McLean c	2	0	2	0	Schang c	4	0	1	0
Cooper pr	0	0	0	0	Plank p	3	0	0	0
Wilson c	1	0	0	0	Totals	30	3	6	3
Crandall ph	1	0	0	0					
Merkle 1b	4	1	1	3	New York	ab	r	h	bi
Demaree p	1	0	0	0	Herzog 3b	4	0	0	0
McCormick ph	1	0	0	0	Doyle 2b	4	0	0	0
Marquard p	1	0	0	0	Fletcher ss	3	0	0	0
Grant ph	1	0	0	0	Burns lf	3	0	0	0
Totals	34	5	8	5	Shafer cf	2	1	0	0

Philadelphia	ab	r	h	bi	New York	ab	r	h	bi
Murphy rf	5	0	0	0	Herzog 3b	4	0	0	0
Oldring lf	4	0	2	0	Doyle 2b	4	0	0	0
Collins 2b	4	0	0	0	Fletcher ss	3	0	0	0
Baker 3b	4	0	0	0	Burns lf	3	0	0	0
McInnis 1b	4	1	1	0	Shafer cf	2	1	0	0
Strunk cf	2	2	1	0	Murray rf	3	0	0	0
Barry ss	4	2	3	1	McLean c	3	0	1	1
Schang c	2	1	2	4	Merkle 1b	3	0	0	0
Bender p	4	0	0	1	Mathewson p	2	0	1	0
Totals	33	6	9	6	Crandall ph	1	0	0	0

Philadelphia	102	000	000	3	6	1
New York	000	010	000	1	2	2

E – Plank, Doyle, Burns. DP – Philadelphia 2. LOB – Philadelphia 5, New York 1. SH – Collins, McInnis. SF – Baker, McInnis.

New York	000	000	320	5	8	2
Philadelphia	010	320	00x	6	9	0

E – Merkle 2. LOB – New York 4, Philadelphia 7. 2B – Burns, Barry 2. 3B – Shafer, Oldring. HR – Merkle (1). SB – Burns (1), Murray (2), Collins (3). CS – Cooper. SH – Strunk.

New York	ip	h	r	er	bb	so
Demaree (L)	4.0	7	4	2	1	0
Marquard	4.0	2	2	2	2	2
Philadelphia	ip	h	r	er	bb	so
Bender (W)	9.0	8	5	5	1	5

HBP – by Bender (Murray). PB – McLean.

T – 2:09. A – 20,568

Umpires – Egan, Clem, Connolly, Rigler.

Philadelphia	ip	h	r	er	bb	so
Plank (W)	9.0	2	1	0	1	1
New York	ip	h	r	er	bb	so
Mathewson (L)	9.0	6	3	2	1	2

T – 1:39. A – 36,632

Umpires – Klem, Egan, Rigler, Connolly.

1914 WORLD SERIES

The A's return to the World Series for the fourth time in five years but are swept in four games by the Boston Braves. The pitching staff posts a 3.41 ERA in the series, including 1.00 by Eddie Plank. The offense is held to a .172 batting average and scores just six runs in the four games. Frank Baker leads the A's with four hits in the series.

The A's drop a 7-1 decision in Game 1 at Philadelphia as Dick Rudolph limits the A's to an unearned run in the second inning. Chief Bender takes the loss, allowing six runs in 5.1 innings. Bill James shuts out the A's 1-0 in Game 2, yielding just two hits. The game is scoreless over the first eight innings before Plank allows a Les Mann RBI single with two outs in the top of the ninth. The series moves to Boston for Game 3, a 5-4 A's loss in 12 innings. The score is tied at 2-2 when Frank Baker delivers a two-run single in the top of the 10th inning. Joe Bush, who goes the distance for the A's, then allows two runs in the bottom of the 10th. Bush takes the loss when his own throwing error on a Herbie Moran sacrifice bunt attempt in the 12th allows the winning run to score. The A's then drop a 3-1 decision in Game 4 as Rudolph again holds the A's to just one run. Starting pitcher Bob Shawkey allows three runs in 5.0 innings for the loss.

FINAL STATISTICS

PLAYER	AVG	G	AB	R	H	TB	2B	3B	HR	RBI	SH	SF	HP	BB	IBB	SO	SB	CS	DP	E	SLG	OBP
Baker	.250	4	16	0	4	6	2	0	0	2	0	0	0	1	-	3	0	0	1	0	.375	.294
Barry	.071	4	14	1	1	1	0	0	0	0	0	0	0	1	-	3	1	0	0	1	.071	.133
Bender	.000	1	2	0	0	0	0	0	0	0	0	0	0	0	-	0	0	0	0	0	.000	.000
Bush	.000	1	5	0	0	0	0	0	0	0	0	0	0	0	-	2	0	0	0	1	.000	.000
Collins	.214	4	14	0	3	3	0	0	0	1	0	1	0	2	-	1	1	0	0	0	.214	.294
Lapp	.000	1	1	0	0	0	0	0	0	0	0	0	0	0	-	0	0	0	0	0	.000	.000
McInnis	.143	4	14	2	2	3	1	0	0	0	0	0	0	3	-	3	0	0	0	0	.214	.294
Murphy	.188	4	16	2	3	5	2	0	0	0	0	0	0	2	-	2	0	1	1	0	.313	.278
Oldring	.067	4	15	0	1	1	0	0	0	0	2	0	0	0	-	5	0	1	0	0	.067	.067
Pennock	.000	1	1	0	0	0	0	0	0	0	0	0	0	0	-	0	0	0	0	0	.000	.000
Plank	.000	1	2	0	0	0	0	0	0	0	0	0	0	0	-	1	0	0	0	0	.000	.000
Schang	.167	4	12	1	2	3	1	0	0	0	0	0	0	1	-	4	0	1	0	1	.250	.231
Shawkey	.500	1	2	0	1	2	1	0	0	1	0	0	0	0	-	1	0	0	0	1	1.000	.500
Strunk	.286	2	7	0	2	2	0	0	0	0	0	0	0	0	-	2	0	0	0	0	.286	.286
Walsh	.333	3	6	0	2	3	1	0	0	1	0	0	0	3	-	1	0	0	0	0	.500	.556
Wyckoff	1.000	1	1	0	1	2	1	0	0	0	0	0	0	0	-	0	0	0	0	0	2.000	1.000
Totals	.172	4	128	6	22	31	9	0	0	5	2	1	0	13	-	28	2	3	2	3	.242	.246

PITCHER	W	L	ERA	G	GS	CG	GF	SHO	SV	IP	H	R	ER	HR	HB	BB	IBB	SO	WP	BK	AVG	
Bender	0	1	10.13	1	1	0	0	0	-	5.1	8	6	6	0	0	2	-	3	0	0	.381	
Bush	0	1	3.27	1	1	0	0	0	-	11.0	9	5	4	1	0	4	-	4	0	0	.225	
Pennock	0	0	0.00	1	0	0	1	0	-	3.0	2	0	0	0	0	0	0	2	-	3	0	.200
Plank	0	1	1.00	1	1	0	0	0	-	9.0	7	1	1	0	1	4	-	6	0	0	.212	
Shawkey	0	1	3.60	1	1	0	0	0	-	5.0	4	3	2	0	0	2	-	0	0	0	.222	
Wyckoff	0	0	2.45	1	0	0	1	0	-	3.2	3	1	1	0	0	1	-	2	0	0	.231	
Totals	0	4	3.41	4	4	2	2	0	-	37.0	33	16	14	1	1	15	-	18	0	0	.244	

Game 1 – October 9
Boston 7, Philadelphia 1

Game 2 – October 10
Boston 1, Philadelphia 0

Game 3 – October 12
Boston 5, Philadelphia 4 (12)

Boston					Boston					Philadelphia								
ab	r	h	bi		ab	r	h	bi		ab	r	h	bi					
Moran rf	5	0	0	0	Mann rf	5	0	2	1	Murphy rf	5	2	2	0				
Evers 2b	4	1	1	0	Evers 2b	4	0	2	0	Oldring lf	5	0	0	0				
Connolly lf	3	1	1	0	Cather lf	5	0	0	0	Collins 2b	4	0	1	1				
Whitted cf	3	2	1	2	Whitted cf	3	0	0	0	Baker 3b	5	0	2	2				
Schmidt 1b	4	1	2	1	Schmidt 1b	4	0	1	0	McInnis 1b	5	1	1	0				
Gowdy c	3	2	3	1	Gowdy c	2	0	0	0	Walsh cf	4	0	1	1				
Maranville ss	4	0	2	2	Maranville ss	2	0	1	0	Barry ss	5	0	0	0				
Deal 3b	4	0	0	0	Deal 3b	4	1	1	0	Schang c	4	1	1	0				
Rudolph p	4	0	1	0	James p	4	0	0	0	Bush p	5	0	0	0				
Totals	34	7	11	6	Totals	33	1	7	1	Totals	42	4	8	4				

Philadelphia					Philadelphia					Boston								
ab	r	h	bi		ab	r	h	bi		ab	r	h	bi					
Murphy rf	4	0	1	0	Murphy rf	3	0	0	0	Moran rf	4	1	0	0				
Oldring lf	3	0	0	0	Oldring lf	3	0	0	0	Evers 2b	5	0	3	0				
Collins 2b	3	0	0	0	Collins 2b	3	0	1	0	Connolly lf	4	0	0	1				
Baker 3b	4	0	1	0	Baker 3b	3	0	0	0	Whitted cf	5	0	0	0				
McInnis 1b	2	1	0	0	McInnis 1b	3	0	0	0	Schmidt 1b	5	1	1	0				
Strunk cf	4	0	2	0	Strunk cf	3	0	0	0	Deal 3b	5	0	1	0				
Barry ss	4	0	0	0	Barry ss	2	0	0	0	Maranville ss	4	1	1	1				
Schang c	2	0	0	0	Schang c	3	0	1	0	Gowdy c	4	1	3	2				
Lapp c	1	0	0	0	Plank p	2	0	0	0	Mann pr	0	1	0	0				
Bender p	2	0	0	0	Walsh ph	0	0	0	0	Tyler p	3	0	0	0				
Wycoff p	1	0	1	0	Totals	25	0	2	0	Devore ph	1	0	0	0				
Totals	30	1	5	0					James p	0	0	0	0					

Boston	020	013	010	7	11	2
Philadelphia	010	000	000	1	5	0

Boston	000	000	001	1	7	1
Philadelphia	000	000	000	0	2	1

Philadelphia	100	100	000	200	4	8	2
Boston	010	100	000	201	5	9	1

no outs when winning run scored.

E – Evers, Moran. **DP** – Boston 1, Philadelphia 4. **LOB** – Boston 3, Philadelphia 6. **2B** – Gowdy, Baker, Wyckoff. **3B** – Whitted, Gowdy. **SB** – Moran (1), Schmidt (1), Gowdy (1). **SH** – Oldring.

E – Maranville, Barry. **DP** – Boston 1, Philadelphia 11, Philadelphia 1. **2B** – Deal, Schang. **S** – Maranville. **SB** – Deal 2 (2), Barry (1). **CS** – Evers, Murphy, Schang.

E – Bush, Schang, Connolly. **DP** – Boston 1. **LOB** – Philadelphia 10, Boston 8. **2B** – Murphy 2, Baker, McInnis, Deal, Gowdy 2. **HR** – Gowdy (1). **SH** – Oldring, Moran. **SF** – Collins, Connolly. **SB** – Collins (1), Evers (1), Maranville 2 (2). **CS** – Maranville.

Boston		ip	h	r	er	bb	so
Rudolph (W)	9.0	5	1	0	3	8	
Philadelphia		ip	h	r	er	bb	so
Bender (L)	5.1	8	6	6	2	3	
Wyckoff	3.2	3	1	1	1	2	

Boston		ip	h	r	er	bb	so
James (W)	9.0	2	0	0	3	8	
Philadelphia		ip	h	r	er	bb	so
Plank (L)	9.0	7	1	1	4	6	

HBP – by Plank (Maranville). **PB** – Schang.

T – 1:58. **A** – 20,562

T – 1:56. **A** – 20,562

Umpires – Dinneen, Klem, Byron, Hildebrand.

Umpires – Hildebrand, Byron, Klem, Dinneen.

Philadelphia		ip	h	r	er	bb	so
Bush (L)	11.0	9	5	4	4	4	
Boston		ip	h	r	er	bb	so
Tyler	10.0	8	4	4	3	4	
James (W)	2.0	0	0	0	3	1	

Bush pitcher to three batters in the 12th
T – 3:06. **A** – 35,520

Umpires – Klem, Dinneen, Byron, Hildebrand.

Game 4 – October 13
Boston 3, Philadelphia 1

Philadelphia	ab	r	h	bi
Murphy rf	4	0	0	0
Oldring lf	4	0	1	0
Collins 2b	4	0	1	0
Baker 3b	4	0	1	0
McInnis 1b	4	0	1	0
Walsh cf	2	0	1	0
Barry ss	3	1	1	0
Schang c	3	0	0	0
Shawkey p	2	0	1	1
Pennock p	1	0	0	0
Totals	31	1	7	1

Boston	ab	r	h	bi
Moran rf	4	1	1	0
Evers 2b	3	1	1	2
Connolly lf	2	0	0	0
Mann ph-1f	2	0	0	0
Whitted cf	3	0	2	0
Schmidt 1b	4	0	1	1
Gowdy c	2	0	0	0
Maranville ss	3	0	0	0
Deal 3b	3	0	0	0
Rudolph p	2	1	1	0
Totals	28	3	6	3

Philadelphia	000	010	000	1	7	0
Boston	000	120	00x	3	6	0

LOB – Philadelphia 4, Boston 5. **2B** – Walsh, Shawkey, Moran. **SB** – Whitted (1). **CS** – Oldring, Schmidt.

Philadelphia	ip	h	r	er	bb	so
Shawkey (L)	5.0	4	3	3	2	0
Pennock	3.0	2	0	0	2	3
Boston	ip	h	r	er	bb	so
Rudolph (W)	9.0	7	1	1	1	7

WP – Rudolph. **PB** – Schang.

T – 1:49. **A** – 34,362

Umpires – Byron, Hildebrand, Klem, Dineen

1929 WORLD SERIES

The A's return to the World Series for the first time in 15 years and win their fourth World Championship, besting the Chicago Cubs four games to one. The pitching staff posts a 2.40 ERA, including 1.42 by Howard Ehmke. The offense hits .281 and scores 26 runs in the five-game series. Jimmy Dykes hits .421 and Mickey Cochrane adds a .400 batting average. Jimmie Foxx, Mule Haas and Al Simmons all hit two home runs each.

Ehmke strikes out 13 and tosses an eight-hitter in the opener as the A's win 3-1 at Chicago. Foxx breaks a scoreless tie with a solo home run in the seventh inning and the A's have a 3-0 lead before Ehmke allows an unearned run in the bottom of the ninth. In Game 2, Simmons drives in four runs and Foxx is 3 for 5 with three RBI and his second home run in a 9-3 victory. The series moves to Philadelphia for Game 3 when the A's lose their only game of the series, 3-1. George Earnshaw goes the distance and strikes out 10, after tossing 4.2 innings two days earlier. The A's fall behind 8-0 in Game 4 before scoring 10 times in the bottom of the seventh inning to win, 10-8. Haas and Simmons both homer in the inning and Haas and Jimmy Dykes drive in three runs each as the A's send 15 batters to the plate. Philadelphia then clinches the series with a 3-2 win in Game 5. Ehmke allows two runs in 3.2 innings before Rube Walberg comes on to pitch 5.1 innings of scoreless relief. The A's trail 2-0 entering the bottom of the ninth before Haas hits a two-run home run to tie the game. Bing Miller then has a walk-off double to drive in Simmons and win the series.

FINAL STATISTICS

PLAYER	AVG	G	AB	R	H	TB	2B	3B	HR	RBI	SH	SF	HP	BB	IBB	SO	SB	CS	DP	E	SLG	OBP
Bishop	.190	5	21	2	4	4	0	0	0	1	0	0	0	2	-	3	0	0	0	0	.190	.261
Boley	.235	5	17	1	4	4	0	0	0	1	3	0	0	0	-	3	0	0	1	0	.235	.235
Burns	.000	1	2	0	0	0	0	0	0	0	0	0	0	0	-	1	0	0	0	0	.000	.000
Cochrane	.400	5	15	5	6	7	1	0	0	0	0	0	0	7	-	0	0	0	1	0	.467	.591
Dykes	.421	5	19	2	8	9	1	0	4	0	0	0	1	-	1	0	0	0	0	2	.474	.450
Earnshaw	.000	2	5	1	0	0	0	0	0	0	1	0	0	0	-	4	0	0	0	0	.000	.000
Ehmke	.200	2	5	0	1	1	0	0	0	0	0	0	0	0	-	0	0	0	0	0	.200	.200
Foxx	.350	5	20	5	7	14	1	0	2	5	0	0	0	1	-	1	0	0	2	0	.700	.381
French	.000	1	1	0	0	0	0	0	0	0	0	0	0	0	-	1	0	0	0	0	.000	.000
Grove	.000	2	2	0	0	0	0	0	0	0	0	0	0	0	-	1	0	0	0	0	.000	.000
Haas	.238	5	21	3	5	11	0	0	2	6	1	0	0	1	-	3	0	0	0	0	.524	.273
Miller	.368	5	19	1	7	8	1	0	4	1	0	1	0	-	2	0	2	0	1	.421	.400	
Quinn	.000	1	2	0	0	0	0	0	0	0	0	0	0	0	-	2	0	0	0	0	.000	.000
Simmons	.300	5	20	6	6	13	1	0	2	5	0	1	0	1	-	4	0	0	0	0	.650	.318
Summa	.000	1	1	0	0	0	0	0	0	0	0	0	0	0	-	1	0	0	0	0	.000	.000
Walberg	.000	2	1	0	0	0	0	0	0	0	0	0	0	0	-	0	0	0	0	1	.000	.000
Totals	.281	5	171	26	48	71	5	0	6	26	6	1	1	13	-	27	0	2	4	4	.415	.333

PITCHER	W	L	ERA	G	GS	CG	GF	SHO	SV	IP	H	R	ER	HR	HB	BB	IBB	SO	WP	BK	AVG
Earnshaw	1	1	2.63	2	2	1	0	0	-	13.2	14	6	4	0	0	6	-	17	0	0	.250
Ehmke	1	0	1.42	2	2	1	0	0	-	12.2	14	3	2	0	0	3	-	13	0	0	.286
Grove	0	0	0.00	2	0	0	2	0	-	6.1	3	0	0	0	0	1	-	10	0	0	.143
Quinn	0	0	9.00	1	1	0	0	0	-	5.0	7	6	5	1	0	2	-	2	0	0	.318
Rommel	1	0	9.00	1	0	0	0	0	-	1.0	2	1	1	0	0	1	-	0	0	0	.500
Walberg	1	0	0.00	2	0	0	1	0	-	6.1	3	1	0	0	0	0	-	8	0	0	.143
Totals	4	1	2.40	5	5	2	3	0	-	45.0	43	17	12	1	0	13	-	50	0	0	.249

Game 1 – October 8
Philadelphia 3, Chicago 1

Philadelphia	ab	r	h	bi
Bishop 2b	4	0	0	0
Haas cf	3	0	0	0
Cochrane c	3	1	1	0
Simmons lf	4	1	0	0
Foxx 1b	4	1	2	1
Miller rf	4	0	1	2
Dykes 3b	4	0	1	0
Boley ss	4	0	0	0
Ehmke p	4	0	1	0
Totals	34	3	6	3

Chicago	ab	r	h	bi
McMillan 3b	4	0	1	0
English ss	4	0	2	0
Hornsby 2b	4	0	0	0
Wilson cf	4	0	0	0
Cuyler rf	4	1	1	0
Stephenson lf	4	0	2	1
Grimm 1b	2	0	2	0
Taylor c	2	0	0	0
Heathcote ph	1	0	0	0
Gonzalez c	0	0	0	0
Blair ph	1	0	0	0
Root p	2	0	0	0
Hartnett ph	1	0	0	0
Bush p	0	0	0	0
Tolson ph	1	0	0	0
Totals	34	1	8	1

Philadelphia 000 000 102 3 6 1
Chicago 000 000 001 1 8 2

E – Dykes, English 2. DP – Chicago 1.
LOB – Philadelphia 6, Chicago 8. 2B – English. HR – Foxx (1). CS – Grimm. SH – Grimm.

Philadelphia	ip	h	r	er	bb	so
Ehmke (W)	9.0	8	1	0	1	13
Chicago	ip	h	r	er	bb	so
Root (L)	7.0	3	1	1	2	5
Bush	2	3	2	0	0	0

T – 2:03. A – 50,740

Umpires – Klem, Dinneen, Moran, Van Graflan.

Game 2 – October 9
Philadelphia 9, Chicago 3

Philadelphia	ab	r	h	bi
Bishop 2b	4	0	0	0
Haas cf	5	1	1	1
Cochrane c	2	2	1	0
Simmons lf	4	2	2	4
Foxx 1b	5	2	3	3
Miller rf	4	0	1	0
Dykes 3b	4	1	3	1
Boley ss	3	0	1	0
Earnshaw p	3	1	0	0
Grove p	2	0	0	0
Totals	36	9	12	9

Chicago	ab	r	h	bi
McMillan 3b	4	0	0	0
English ss	5	0	1	0
Hornsby 2b	4	1	1	0
Wilson cf	3	1	3	0
Cuyler rf	4	0	0	0
Stephenson lf	5	1	1	1
Grimm 1b	4	0	2	1
Taylor c	4	0	2	1
Malone p	1	0	0	0
Blake p	1	0	1	0
Heathcote ph	0	0	0	0
Hartnett ph	1	0	0	0
Carlson p	0	0	0	0
Gonzalez ph	1	0	0	0
Nehf p	0	0	0	0
Totals	37	3	11	3

Philadelphia 003 300 120 9 12 0
Chicago 000 030 000 3 11 1

E – English. DP – Philadelphia 1, Chicago 1. LOB – Philadelphia 9, Chicago 12. 2B – Foxx, English. HR – Simmons (1), Foxx (2). SH – Miller, Boley 2.

Philadelphia	ip	h	r	er	bb	so
Earnshaw (W)	4.2	8	3	3	4	7
Grove	4.1	3	0	0	1	6
Chicago	ip	h	r	er	bb	so
Malone (L)	3.2	5	6	3	5	5
Blake	1.1	2	0	0	0	1
Carlson	3	5	3	3	1	2
Nehf	1.0	0	0	0	0	0

T – 2:29. A – 49,987

Umpires – Dinneen, Moran, Van Graflan, Klem.

Game 3 – October 11
Chicago 3, Philadelphia 1

Chicago	ab	r	h	bi
McMillan 3b	4	0	0	0
English ss	4	1	0	0
Hornsby 2b	4	1	2	1
Wilson cf	3	0	2	0
Cuyler rf	4	0	1	2
Stephenson lf	4	0	1	0
Grimm 1b	4	0	0	0
Taylor c	4	0	0	0
Bush p	3	1	0	0
Totals	34	3	6	3

Philadelphia	ab	r	h	bi
Bishop 2b	4	0	1	0
Haas cf	5	0	2	0
Cochrane c	3	1	2	0
Simmons lf	3	0	0	0
Foxx 1b	4	0	0	0
Miller rf	4	0	1	1
Dykes 3b	4	0	1	0
Boley ss	4	0	2	0
Earnshaw p	2	0	0	0
Summa ph	1	0	0	0
Totals	34	1	9	1

Chicago 000 003 000 3 6 1
Philadelphia 000 010 000 1 9 1

E – English, Dykes. LOB – Chicago 6, Philadelphia 10. 2B – Hornsby, Stephenson. 3B – Wilson. CS – Miller. SH – Earnshaw. SF – Simmons.

Chicago	ip	h	r	er	bb	so
Bush (W)	9.0	9	1	1	2	4
Philadelphia	ip	h	r	er	bb	so
Earnshaw (L)	9.0	6	3	1	2	10

WP – Bush.

T – 2:09. A – 29,921

Umpires – Moran, Van Graflan, Klem, Dinneen.

Game 4 – October 12
Philadelphia 10, Chicago 8

Game 5 – October 14
Philadelphia 3, Chicago 2

Chicago	ab	r	h	bi
McMillan 3b	4	0	0	0
English ss	4	0	0	0
Hornsby 2b	5	2	2	0
Wilson cf	3	1	2	0
Cuyler rf	4	2	3	2
Stephenson lf	4	1	1	1
Grimm 1b	4	2	2	2
Taylor c	3	0	0	1
Root p	3	0	0	0
Nehf p	0	0	0	0
Blake p	0	0	0	0
Malone p	0	0	0	0
Hartnett ph	1	0	0	0
Carlson p	0	0	0	0
Totals	35	8	10	6

Philadelphia	ab	r	h	bi
Bishop 2b	5	1	2	1
Haas cf	4	1	1	3
Cochrane c	4	1	2	0
Simmons lf	5	2	2	1
Foxx 1b	4	2	2	1
Miller rf	3	1	2	0
Dykes 3b	4	1	3	3
Boley ss	3	1	1	1
Quinn p	2	0	0	0
Walberg p	0	0	0	0
Rommel p	0	0	0	0
Burns ph	2	0	0	0
Grove p	0	0	0	0
Totals	36	10	15	10

Chicago 000 205 100 8 10 2
 Philadelphia 000 000 (10)0x 10 15 2

E – Wilson, Cuyler, Miller, Walberg. **DP** – Philadelphia 1. **LOB** – Chicago 4, Philadelphia 6. **2B** – Cochrane, Dykes. **3B** – Hornsby. **HR** – Grimm (1), Haas (1), Simmons (2). **CS** – Miller. **SH** – Haas, Boley. **SF** – Taylor.

Chicago	ip	h	r	er	bb	so
Root	6.1	9	6	6	0	3
Nehf	0.0	1	2	2	1	0
Blake (L)	0.0	2	2	2	0	0
Malone	0.2	1	0	0	0	2
Carlson	1.0	2	0	0	0	1
Philadelphia	ip	h	r	er	bb	so
Quinn	5.0	7	6	5	2	2
Walberg	1.0	1	1	0	0	2
Rommel (W)	1.0	2	1	1	1	0
Grove	2.0	0	0	0	0	4

Nehf pitched to two batters in the seventh; Blake pitched to two batters in the seventh.

HBP – by Malone (Miller).

T – 2:12. **A** – 29,921

Umpires – Van Graftan, Klem, Dinneen, Moran.

Chicago	ab	r	h	bi
McMillan 3b	4	0	1	0
English ss	4	0	1	0
Hornsby 2b	4	0	0	0
Wilson cf	4	0	1	0
Cuyler rf	4	1	1	0
Stephenson lf	2	1	1	0
Grimm 1b	4	0	1	1
Taylor c	4	0	1	1
Malone p	3	0	1	0
Totals	33	2	8	2

Philadelphia	ab	r	h	bi
Bishop 2b	4	1	1	0
Haas cf	4	1	1	2
Cochrane c	3	0	0	0
Simmons lf	4	1	2	0
Foxx 1b	3	0	0	0
Miller rf	4	0	2	1
Dykes 3b	3	0	0	0
Boley ss	3	0	0	0
Ehmke p	1	0	0	0
Walberg p	1	0	0	0
French ph	1	0	0	0
Totals	31	3	6	3

Two outs when winning run scored

Chicago 000 200 000 2 8 1
 Philadelphia 000 000 003 3 6 0

E – Hornsby. **DP** – Chicago 2. **LOB** – Chicago 6, Philadelphia 4. **2B** – Cuyler, Malone, Simmons, Miller. **HR** – Haas (2). **SB** – McMillan (1). **CS** – English, Cuyler.

Chicago	ip	h	r	er	bb	so
Malone (L)	8.2	6	3	3	2	4
Philadelphia	ip	h	r	er	bb	so
Ehmke	3.2	6	2	2	2	0
Walberg (W)	5.1	2	0	0	0	6

T – 1:42. **A** – 29,921

Umpires – Klem, Dinneen, Moran, Van Graftan.

1930 WORLD SERIES

The Athletics win back-to-back World Series for the second time, defeating St. Louis four games to two. The pitching staff allows 12 runs in the six-game series for a 1.73 ERA. George Earnshaw goes 2-0 with a 0.72 ERA in three starts and Lefty Grove picks up the other two wins, posting a 1.42 ERA in three games, two starts. Offensively, the A's hit just .197 but add six home runs. Al Simmons hits .364 with two home runs and Jimmie Foxx bats .333. Mickey Cochrane adds two home runs and Jimmy Dykes drives in a team-best five runs.

Grove tosses a complete game in Game 1, a 5-2 A's win at Philadelphia. The A's are held to just five hits in the game, including a pair of solo home runs by Simmons and Cochrane. Earnshaw fires a six-hitter in the A's 6-1 win in Game 2. Simmons has two hits and Cochrane homers again, a solo shot in the first inning. The Cardinals win Game 3 in St. Louis as Bill Hallahan shuts out the A's on seven hits in a 5-0 win. Jesse Haines four-hits the A's in a 3-1 loss in Game 4 to even the series at two games each. Earnshaw and Grove then combine on a three-hit shutout in a 2-0 win in Game 5. Foxx hits a two-run home run in the ninth inning to account for all the scoring. The series returned to Philadelphia for Game 6 and the A's win their fifth and final World Championship in Philadelphia with a 7-1 victory. Earnshaw tosses a complete-game five-hitter and Dykes and Simmons both homer.

FINAL STATISTICS

PLAYER	AVG	G	AB	R	H	TB	2B	3B	HR	RBI	SH	SF	HP	BB	IBB	SO	SB	CS	DP	E	SLG	OBP
Bishop	.222	6	18	5	4	4	0	0	0	0	0	0	1	7	-	3	0	0	0	0	.222	.462
Boley	.095	6	21	1	2	2	0	0	0	1	1	0	0	0	-	1	0	0	0	1	.095	.095
Cochrane	.222	6	18	5	4	11	1	0	2	4	0	1	0	5	-	2	0	1	0	1	.611	.375
Dykes	.222	6	18	2	4	10	3	0	1	5	2	0	0	5	-	3	0	0	0	1	.556	.391
Earnshaw	.000	3	9	0	0	0	0	0	0	0	0	0	0	0	-	5	0	0	0	0	.000	.000
Foxx	.333	6	21	3	7	14	2	1	1	3	0	0	0	2	-	4	0	0	1	0	.667	.391
Grove	.000	3	6	0	0	0	0	0	0	0	0	0	0	0	-	3	0	0	0	0	.000	.000
Haas	.111	6	18	1	2	4	0	1	0	1	0	1	0	1	-	3	0	1	1	0	.222	.150
McNair	.000	1	1	0	0	0	0	0	0	0	0	0	0	0	-	0	0	0	0	0	.000	.000
Miller	.143	6	21	0	3	5	2	0	0	3	1	1	0	0	-	4	0	0	0	0	.238	.136
Moore	.333	3	3	0	1	1	0	0	0	0	0	0	0	1	-	1	0	0	0	0	.333	.500
Shores	—	1	0	0	0	0	0	0	0	0	0	0	0	1	-	0	0	0	0	0	—	1.000
Simmons	.364	6	22	4	8	16	2	0	2	4	0	0	0	2	-	2	0	0	1	0	.727	.417
Walberg	.000	1	2	0	0	0	0	0	0	0	0	0	0	0	-	1	0	0	0	0	.000	.000
Totals	.197	6	178	21	35	67	10	2	6	21	4	3	1	24	-	32	0	2	3	3	.376	.291

PITCHER	W	L	ERA	G	GS	CG	GF	SHO	SV	IP	H	R	ER	HR	HB	BB	IBB	SO	WP	BK	AVG
Earnshaw	2	0	0.72	3	3	2	0	0	-	25.0	13	2	2	1	0	7	-	19	0	0	.149
Grove	2	1	1.42	3	2	2	1	0	-	19.0	15	5	3	0	0	3	-	10	0	0	.214
Quinn	0	0	4.50	1	0	0	1	0	-	2.0	3	1	1	0	0	0	-	1	0	0	.333
Shores	0	0	13.50	1	0	0	0	0	-	1.1	3	2	2	0	0	0	-	0	0	0	.429
Walberg	0	1	3.86	1	1	0	0	0	-	4.2	4	2	2	1	0	1	-	3	0	0	.235
Totals	4	2	1.73	6	6	4	2	1	-	52.0	38	12	10	2	0	11	-	33	0	0	.200

Game 1 – October 1
Philadelphia 5, St. Louis 2

St. Louis	ab	r	h	bi
Douthit cf	4	0	0	1
Adams 3b	3	0	1	1
Frisch 2b	4	0	2	0
Bottomley 1b	4	0	0	0
Hafey lf	4	0	1	0
Blades rf	3	0	0	0
Mancuso c	4	1	1	0
Gelbert ss	4	1	2	0
Grimes p	3	0	2	0
Puccinelli ph	1	0	0	0
Totals	34	2	9	2

Philadelphia	ab	r	h	bi
Bishop 2b	3	1	0	0
Dykes 3b	4	0	1	1
Cochrane c	3	1	1	1
Simmons lf	3	1	1	1
Foxx 1b	3	1	1	0
Miller rf	2	0	0	1
Haas cf	3	1	1	0
Boley ss	2	0	0	1
Grove p	3	0	0	0
Totals	26	5	5	5

St. Louis	002	000	000	2	9	0
Philadelphia	010	101	11x	5	5	0

LOB – St. Louis 8, Philadelphia 2. **2B** – Frisch, Hafey, Dykes. **3B** – Foxx, Haas. **HR** – Cochrane (1), Simmons (1). **CS** – Cochrane. **SH** – Boley. **SF** – Douthit, Adams, Miller.

St. Louis	ip	h	r	er	bb	so
Grimes (L)	8.0	5	5	5	3	6
Philadelphia	ip	h	r	er	bb	so
Grove (W)	9.0	9	2	2	1	5

T – 1:48. **A** – 32,295

Umpires – Moriarty, Rigler, Geisel, Reardon.

Game 2 – October 2
Philadelphia 6, St. Louis 1

St. Louis	ab	r	h	bi
Douthit cf	4	0	0	0
Adams 3b	4	0	1	0
Frisch 2b	4	0	1	0
Bottomley 1b	4	0	0	0
Hafey lf	4	0	0	0
Watkins rf	4	1	1	1
Mancuso c	3	0	1	0
Gelbert ss	3	0	1	0
Rhem p	1	0	0	0
Lindsey p	1	0	1	0
Fisher ph	1	0	0	0
Johnson p	0	0	0	0
Totals	33	1	6	1

Philadelphia	ab	r	h	bi
Bishop 2b	2	1	0	0
Dykes 3b	3	0	1	2
Cochrane c	3	2	1	1
Simmons lf	4	2	2	1
Foxx 1b	3	0	1	1
Miller rf	4	0	1	1
Haas cf	4	0	0	0
Boley ss	4	1	1	0
Earnshaw p	3	0	0	0
Totals	30	6	7	6

St. Louis	010	000	000	1	6	2
Philadelphia	202	200	00x	6	7	2

E – Rhem, Frisch, Cochrane, Boley. **DP** – St. Louis 1, Philadelphia 1. **LOB** – St. Louis 6, Philadelphia 5. **2B** – Frisch, Dykes, Simmons, Foxx. **HR** – Watkins (1), Cochrane (2). **SB** – Frisch (1). **SH** – Dykes.

St. Louis	ip	h	r	er	bb	so
Rhem (L)	3.1	7	6	4	2	3
Lindsey	2.2	0	0	0	0	2
Johnson	2.0	0	0	0	2	2
Philadelphia	ip	h	r	er	bb	so
Earnshaw (W)	9.0	6	1	1	1	8

T – 1:47. **A** – 32,295

Umpires – Rigler, Geisel, Reardon, Moriarty.

Game 3 – October 4
St. Louis 5, Philadelphia 0

Philadelphia	ab	r	h	bi
Bishop 2b	4	0	3	0
Dykes 3b	4	0	0	0
Cochrane c	2	0	0	0
Simmons lf	4	0	2	0
Foxx 1b	4	0	1	0
Miller rf	4	0	0	0
Haas cf	3	0	0	0
Moore ph	1	0	1	0
Boley ss	4	0	0	0
Walberg p	2	0	0	0
Shores p	0	0	0	0
Quinn p	0	0	0	0
McNair ph	1	0	0	0
Totals	33	0	7	0

St. Louis	ab	r	h	bi
Douthit cf	4	1	2	1
Adams 3b	4	0	0	0
Frisch 2b	4	0	0	0
Bottomley 1b	4	1	1	0
Hafey lf	4	1	2	1
Blades rf	2	1	1	0
Watkins rf	2	1	1	0
Wilson c	4	0	2	2
Gelbert ss	3	0	1	1
Hallahan p	2	0	0	0
Totals	33	5	10	5

Philadelphia	000	000	000	0	7	0
St. Louis	000	110	21x	5	10	0

DP – St. Louis 1. **LOB** – Philadelphia 11, St. Louis 5. **2B** – Simmons, Bottomley, Hafey. **HR** – Douthit (1).

Philadelphia	ip	h	r	er	bb	so
Walberg (L)	4.2	4	2	2	1	3
Shores	1.1	3	2	2	0	0
Quinn	2.0	3	1	1	0	1
St. Louis	ip	h	r	er	bb	so
Hallahan (W)	9.0	7	0	0	5	6

Shores pitched to three batters in the seventh

T – 1:55. **A** – 36,944

Umpires – Geisel, Reardon, Moriarty, Rigler.

Game 4 – October 5
St. Louis 3, Philadelphia 1

Philadelphia	ab	r	h	bi
Bishop 2b	3	1	1	0
Dykes 3b	2	0	0	0
Cochrane c	4	0	0	0
Simmons lf	3	0	2	1
Foxx 1b	4	0	1	0
Miller rf	4	0	0	0
Haas cf	3	0	0	0
Boley ss	4	0	0	0
Grove p	3	0	0	0
Totals	30	1	4	1

St. Louis	ab	r	h	bi
Douthit cf	4	0	0	0
Adams 3b	4	0	0	0
Frisch 2b	4	0	0	0
Bottomley 1b	4	0	0	0
Hafey lf	3	1	1	0
Blades rf	3	1	0	0
Wilson c	3	0	1	0
Gelbert ss	2	1	2	1
Haines p	2	0	1	1
Totals	29	3	5	2

Philadelphia	100	000	000	1	4	1
St. Louis	001	200	00x	3	5	1

E – Dykes, Frisch. **DP** – St. Louis 1. **LOB** – Philadelphia 7, St. Louis 4. **2B** – Hafey. **3B** – Gelbert. **SH** – Dykes, Haines.

Philadelphia	ip	h	r	er	bb	so
Grove (L)	8.0	5	3	1	1	3
St. Louis	ip	h	r	er	bb	so
Haines (W)	9.0	4	1	1	4	2

WP – Haines.
T – 1:41. **A** – 39,946
Umpires – Reardon, Moriarty, Rigler, Geisel.

Game 5 – October 6
Philadelphia 2, St. Louis 0

Philadelphia	ab	r	h	bi
Bishop 2b	4	0	0	0
Dykes 3b	3	0	0	0
Cochrane c	3	1	1	0
Simmons lf	4	0	0	0
Foxx 1b	4	1	2	2
Miller rf	4	0	0	0
Haas cf	4	0	1	0
Boley ss	3	0	1	0
Earnshaw p	2	0	0	0
Moore ph	0	0	0	0
Grove p	0	0	0	0
Totals	31	2	5	2

St. Louis	ab	r	h	bi
Douthit cf	4	0	0	0
Adams 3b	4	0	1	0
Frisch 2b	4	0	1	0
Bottomley 1b	4	0	0	0
Hafey lf	3	0	0	0
Watkins rf	3	0	0	0
Blades ph	0	0	0	0
Wilson c	4	0	1	0
Gelbert ss	2	0	0	0
Grimes p	2	0	0	0
Totals	30	0	3	0

Philadelphia	000	000	002	2	5	0
St. Louis	000	000	000	0	3	1

E – Frisch. **DP** – St. Louis 1. **LOB** – Philadelphia 5, St. Louis 8. **2B** – Wilson. **HR** – Foxx (1). **CS** – Haas. **SH** – Grimes.

Philadelphia	ip	h	r	er	bb	so
Earnshaw	7.0	2	0	0	3	5
Grove (W)	2.0	1	0	0	1	2
St. Louis	ip	h	r	er	bb	so
Grimes (L)	9.0	5	2	2	3	7

T – 1:58. **A** – 38,844
Umpires – Moriarty, Rigler, Geisel, Reardon.

Game 6 – October 8
Philadelphia 7, St. Louis 1

St. Louis	ab	r	h	bi
Douthit cf	4	0	0	0
Adams 3b	2	0	0	0
High ph-3b	2	1	1	0
Watkins rf	3	0	0	0
Frisch 2b	4	0	1	0
Hafey lf	4	0	2	1
Bottomley 1b	2	0	0	0
Wilson c	4	0	0	0
Gelbert ss	3	0	0	0
Hallahan p	0	0	0	0
Fisher ph	1	0	1	0
Johnson p	0	0	0	0
Blades ph	1	0	0	0
Lindsey p	0	0	0	0
Orsatti ph	1	0	0	0
Bell p	0	0	0	0
Totals	31	1	5	1

Philadelphia	ab	r	h	bi
Bishop 2b	2	2	0	0
Dykes 3b	2	2	2	2
Cochrane c	3	1	1	2
Simmons cf-1f	4	1	1	1
Foxx 1b	3	1	1	0
Miller rf	3	0	2	1
Moore lf	2	0	0	0
Haas cf	1	0	0	1
Boley ss	4	0	0	0
Earnshaw p	4	0	0	0
Totals	28	7	7	7

St. Louis	000	000	001	1	5	1
Philadelphia	201	211	00x	7	7	0

E – Watkins. **DP** – Philadelphia 1. **LOB** – St. Louis 6, Philadelphia 6. **2B** – Hafey 2, Fisher, Dykes, Cochrane, Foxx, Miller 2. **HR** – Dykes (1), Simmons (2). **SH** – Miller. **SF** – Cochrane, Haas.

St. Louis	ip	h	r	er	bb	so
Hallahan (L)	2.0	2	2	2	3	2
Johnson	3.0	4	4	4	1	2
Lindsey	2.0	1	1	1	1	0
Bell	1.0	0	0	0	0	0
Philadelphia	ip	h	r	er	bb	so
Earnshaw (W)	9.0	5	1	1	3	6

HBP – by Hallahan (Bishop). **PB** – Wilson.
T – 1:46. **A** – 32,295
Umpires – Rigler, Geisel, Reardon, Moriarty.

1931 WORLD SERIES

The A's and Cardinals meet in the World Series for the second consecutive season but the A's lose in seven games. The pitching staff posts a 2.66 ERA, including 1.88 by George Earnshaw and 2.42 by Lefty Grove, who picks up two of the A's three wins. Earnshaw and Grove both start three games each. The offense hits .220 and scores 22 runs in the seven-game series. Jimmie Foxx hits .348 and Al Simmons bats .333 with two of the A's three home runs and eight RBI.

The series opens in St. Louis and the A's take a 1-0 lead with a 6-2 win in Game 1. Grove goes the distance, allowing 12 hits, and Simmons drives in three runs, including a two-run home run in the seventh. Bill Hallahan tosses a three-hit shutout as the A's lose Game 2, 2-0. The A's then fall behind in the series with a 5-2 loss in Game 3 at Philadelphia. Burleigh Grimes no hits the A's over the first seven innings before Bing Miller singles in the eighth. Al Simmons hits a two-run home run in the ninth for the A's only runs. The A's even the series at two games each with a 3-0 win in Game 4. Earnshaw tosses a two-hit shutout and Foxx hits a solo home run in the sixth. St. Louis wins the final game in Philadelphia, 5-1, but the A's win Game 6 at St. Louis, 8-1 to force a seventh game. In the final game, Grimes again shuts down the A's in a 4-2 win. He does not allow a run over the first eight innings before yielding a pinch hit two-run single to Doc Cramer with two outs in the ninth. Max Bishop comes to the plate as the potential winning run but Hallahan relieves Grimes and gets Bishop to fly out to end the series.

FINAL STATISTICS

PLAYER	AVG	G	AB	R	H	TB	2B	3B	HR	RBI	SH	SF	HP	BB	IBB	SO	SB	CS	DP	E	SLG	OBP
Bishop	.148	7	27	4	4	4	0	0	0	0	0	0	0	3	-	5	0	0	0	0	.148	.233
Boley	.000	1	1	0	0	0	0	0	0	0	0	0	0	0	-	1	0	0	0	0	.000	.000
Cochrane	.160	7	25	2	4	4	0	0	0	1	0	0	0	5	-	2	0	0	1	1	.160	.300
Cramer	.500	2	2	0	1	1	0	0	0	2	0	0	0	0	-	0	0	0	0	0	.500	.500
Dykes	.227	7	22	2	5	5	0	0	0	2	1	0	0	5	-	1	0	0	1	0	.227	.370
Earnshaw	.000	3	8	0	0	0	0	0	0	0	0	0	0	0	-	2	0	0	2	0	.000	.000
Foxx	.348	7	23	3	8	11	0	0	1	3	0	0	0	6	-	5	0	0	0	1	.478	.483
Grove	.000	3	10	0	0	0	0	0	0	0	0	0	0	0	-	7	0	0	0	0	.000	.000
Haas	.130	7	23	1	3	4	1	0	0	2	2	0	0	3	-	5	0	0	0	0	.174	.231
Heving	.000	1	1	0	0	0	0	0	0	0	0	0	0	0	-	0	0	0	0	0	.000	.000
Hoyt	.000	1	2	0	0	0	0	0	0	0	0	0	0	0	-	0	0	0	0	0	.000	.000
McNair	.000	2	2	1	0	0	0	0	0	0	0	0	0	0	-	1	0	0	0	0	.000	.000
Miller	.269	7	26	3	7	8	1	0	0	1	1	0	1	0	-	4	0	0	0	0	.308	.296
Moore	.333	2	3	0	1	1	0	0	0	0	0	0	0	0	-	1	0	0	0	0	.333	.333
Simmons	.333	7	27	4	9	17	2	0	2	8	0	0	0	3	-	3	0	0	1	0	.630	.400
Todt	-	1	0	0	0	0	0	0	0	0	0	0	0	1	-	0	0	0	0	0	-	1.000
Williams	.320	7	25	2	8	9	1	0	0	1	0	0	0	2	-	9	0	0	0	0	.360	.370
Totals	.220	7	227	22	50	64	5	0	3	20	4	0	1	28	-	46	0	0	5	2	.282	.309

PITCHER	W	L	ERA	G	GS	CG	GF	SHO	SV	IP	H	R	ER	HR	HB	BB	IBB	SO	WP	BK	AVG
Earnshaw	1	2	1.88	3	3	2	0	1	-	24.0	12	6	5	1	0	4	-	20	1	0	.148
Grove	2	1	2.42	3	3	2	0	0	-	26.0	28	7	7	0	0	2	-	16	0	0	.269
Hoyt	0	1	4.50	1	1	0	0	0	-	6.0	7	3	3	1	0	0	-	1	0	0	.292
Mahaffey	0	0	9.00	1	0	0	1	0	-	1.0	1	1	1	0	0	1	-	0	0	0	.250
Rommel	0	0	9.00	1	0	0	1	0	-	1.0	3	1	1	0	0	0	-	0	0	0	.500
Walberg	0	0	3.00	2	0	0	1	0	-	3.0	3	1	1	0	0	2	-	4	0	0	.300
Totals	3	4	2.66	7	7	4	3	1	-	61.0	54	19	18	2	0	9	-	41	1	0	.236

Game 1 – October 1
Philadelphia 6, St. Louis 2

Philadelphia	ab	r	h	bi
Bishop 2b	5	1	1	0
Haas cf	5	1	1	1
Cochrane c	4	2	2	0
Simmons lf	4	1	1	3
Foxx 1b	4	0	2	2
Miller rf	4	0	0	0
Dykes 3b	3	0	2	0
Williams ss	4	1	2	0
Grove p	4	0	0	0
Totals	37	6	11	6

St. Louis	ab	r	h	bi
High 3b	4	0	1	0
Mancuso ph	1	0	0	0
Roettger rf	5	1	2	0
Frisch 2b	4	1	2	0
Bottomley 1b	4	0	1	1
Hafey lf	4	0	1	0
Martin cf	4	0	3	1
Wilson c	4	0	0	0
Gelbert ss	4	0	2	0
Derringer p	2	0	0	0
Flowers ph	1	0	0	0
Johnson p	0	0	0	0
Blades ph	1	0	0	0
Totals	38	2	12	2

Philadelphia 004 000 200 6 11 0
 St. Louis 200 000 000 2 12 0

DP – Philadelphia 1, St. Louis 1. **LOB** – Philadelphia 7, St. Louis 9. **2B** – Haas, Martin, Gelbert. **HR** – Simmons (1). **SB** – Hafey (1), Martin (1).

Philadelphia	ip	h	r	er	bb	so
Grove (W)	9.0	12	2	2	0	7
St. Louis	ip	h	r	er	bb	so
Derringer (L)	7.0	11	6	6	3	9
Johnson	2.0	0	0	0	0	2

T – 1:55. **A** – 38,529
Umpires – Klem, Nallin, Stark, McGowan.

Game 2 – October 2
St. Louis 2, Philadelphia 0

Philadelphia	ab	r	h	bi
Bishop 2b	5	0	0	0
Haas cf	4	0	1	0
Cochrane c	2	0	0	0
Simmons lf	4	0	0	0
Foxx 1b	2	0	1	0
Miller rf	4	0	1	0
Dykes 3b	2	0	0	0
Williams ss	2	0	0	0
Earnshaw p	3	0	0	0
Moore ph	1	0	0	0
Totals	29	0	3	0

St. Louis	ab	r	h	bi
Flowers 3b	4	0	0	0
Watkins rf	4	0	2	0
Frisch 2b	4	0	1	0
Bottomley 1b	3	0	0	0
Hafey lf	4	0	0	0
Martin cf	3	2	2	0
Wilson c	3	0	0	1
Gelbert ss	2	0	1	1
Hallahan p	2	0	0	0
Totals	29	2	6	2

Philadelphia 000 000 000 0 3 0
 St. Louis 010 000 10x 2 6 1

E – Wilson. **DP** – St. Louis 1. **LOB** – Philadelphia 10, St. Louis 6. **2B** – Watkins, Frisch, Martin. **SH** – Dykes, Gelbert, Hallahan. **SB** – Martin 2 (3).

Philadelphia	ip	h	r	er	bb	so
Earnshaw (L)	8.0	6	2	2	1	5
St. Louis	ip	h	r	er	bb	so
Hallahan (W)	9.0	3	0	0	7	8

WP – Hallahan.
T – 1:49. **A** – 35,947
Umpires – Nallin, Stark, McGowan, Klem.

Game 3 – October 5
St. Louis 5, Philadelphia 2

St. Louis	ab	r	h	bi
Adams 3b	3	0	0	0
Flowers 3b	1	0	0	0
Roettger rf	5	0	1	0
Watkins pr-rf	0	1	0	0
Frisch 2b	5	0	1	0
Bottomley 1b	4	1	1	1
Hafey lf	5	1	1	0
Martin cf	4	2	2	0
Wilson c	4	0	3	1
Gelbert ss	4	0	1	1
Grimes p	4	0	2	2
Totals	39	5	12	5

Philadelphia	ab	r	h	bi
Bishop 2b	3	0	0	0
Haas cf	4	0	0	0
Cochrane c	3	0	0	0
McNair pr	0	1	0	0
Simmons lf	4	1	1	2
Foxx 1b	2	0	0	0
Miller rf	3	0	1	0
Dykes 3b	3	0	0	0
Williams ss	3	0	0	0
Grove p	2	0	0	0
Cramer ph	1	0	0	0
Mahaffey p	0	0	0	0
Totals	28	2	2	2

St. Louis 020 200 001 5 12 0
 Philadelphia 000 000 002 2 2 0

DP – St. Louis 1. **LOB** – St. Louis 9, Philadelphia 3. **2B** – Roettger, Bottomley, Martin. **HR** – Simmons (2).

St. Louis	ip	h	r	er	bb	so
Grimes (W)	9.0	2	2	2	4	5
Philadelphia	ip	h	r	er	bb	so
Grove (L)	8.0	11	4	4	1	2
Mahaffey	1.0	1	1	1	1	0

T – 2:10. **A** – 32,295
Umpires – Stark, McGowan, Klem, Nallin.

Game 4 – October 6
Philadelphia 3, St. Louis 0

St. Louis	ab	r	h	bi
Flowers 3b	1	0	0	0
High 3b	3	0	0	0
Watkins rf	4	0	0	0
Frisch 2b	3	0	0	0
Bottomley 1b	3	0	0	0
Hafey lf	3	0	0	0
Martin cf	3	0	2	0
Wilson c	3	0	0	0
Gelbert ss	3	0	0	0
Johnson p	2	0	0	0
Lindsey p	0	0	0	0
Collins ph	1	0	0	0
Derringer p	0	0	0	0
Totals	29	0	2	0

Philadelphia	ab	r	h	bi
Bishop 2b	4	1	2	0
Haas cf	3	0	1	0
Cochrane c	3	0	0	0
Simmons lf	4	0	2	1
Fox 1b	3	1	1	1
Miller rf	4	1	1	0
Dykes 3b	4	0	2	1
Williams ss	4	0	1	0
Earnshaw p	3	0	0	0
Totals	32	3	10	3

St. Louis	000	000	000	0	2	1
Philadelphia	100	002	00x	3	10	0

E – Bottomley. **DP** – St. Louis 1. **LOB** – St. Louis 3, Philadelphia 8. **2B** – Martin, Simmons, Miller. **HR** – Fox (1). **SH** – Haas. **SB** – Frisch (1), Martin (4).

St. Louis	ip	h	r	er	bb	so
Johnson (L)	5.2	9	3	3	1	2
Lindsey	1.1	1	0	0	1	2
Derringer	1.0	0	0	0	0	1
Philadelphia	ip	h	r	er	bb	so
Earnshaw (W)	9.0	2	0	0	1	8

T – 1:58. **A** – 32,295

Umpires – McGowan, Klem, Nallin, Stark.

Game 5 – October 7
St. Louis 5, Philadelphia 1

St. Louis	ab	r	h	bi
Adams 3b	1	0	1	0
High pr-3b	4	1	0	0
Watkins rf	3	1	0	0
Frisch 2b	4	1	2	0
Martin cf	4	1	3	4
Hafey lf	4	0	1	0
Bottomley 1b	4	1	2	0
Wilson c	4	0	2	0
Gelbert ss	4	0	1	1
Hallahan p	4	0	0	0
Totals	36	5	12	5

Philadelphia	ab	r	h	bi
Bishop 2b	2	0	0	0
McNair ph-2b	2	0	0	0
Haas cf	2	0	0	0
Moore ph-lf	2	0	1	0
Cochrane c	4	0	1	0
Simmons lf	4	1	3	0
Fox 1b	3	0	2	0
Miller rf	4	0	0	1
Dykes 3b	4	0	1	0
Williams ss	4	0	1	0
Hoyt p	2	0	0	0
Walberg p	0	0	0	0
Heving ph	1	0	0	0
Rommel p	0	0	0	0
Boley ph	1	0	0	0
Totals	35	1	9	1

St. Louis	100	002	011	5	12	0
Philadelphia	000	000	100	1	9	0

DP – St. Louis 1, Philadelphia 1. **LOB** – St. Louis 5, Philadelphia 8. **2B** – Frisch, Simmons. **HR** – Martin (1). **SB** – Watkins (1). **CS** – Martin, Wilson.

St. Louis	ip	h	r	er	bb	so
Hallahan (W)	9.0	9	1	1	1	4
Philadelphia	ip	h	r	er	bb	so
Hoyt (L)	6.0	7	3	3	0	1
Walberg	2.0	2	1	1	1	2
Rommel	1.0	3	1	1	0	0

T – 1:56. **A** – 32,295

Umpires – Klem, Nallin, Stark, McGowan.

Game 6 – October 9
Philadelphia 8, St. Louis 1

Philadelphia	ab	r	h	bi
Bishop 2b	4	2	1	0
Haas cf	2	0	0	1
Cochrane c	5	0	1	1
Simmons lf	4	1	1	2
Fox 1b	5	2	2	0
Miller rf	3	1	1	0
Dykes 3b	3	1	0	1
Williams ss	4	1	2	1
Grove p	4	0	0	0
Totals	34	8	8	6

St. Louis	ab	r	h	bi
Flowers 3b	4	1	1	0
Roettger rf	4	0	1	0
Frisch 2b	4	0	1	1
Martin cf	3	0	0	0
Hafey lf	4	0	1	0
Bottomley 1b	4	0	0	0
Wilson c	3	0	0	0
Mancuso c	0	0	0	0
Gelbert ss	3	0	1	0
Derringer p	0	0	0	0
Johnson p	0	0	0	0
Blades ph	1	0	0	0
Lindsey p	0	0	0	0
Collins ph	1	0	0	0
Rhem p	0	0	0	0
Totals	31	1	5	1

Philadelphia	000	040	400	8	8	1
St. Louis	000	001	000	1	5	2

E – Cochrane, Flowers, Hafey. **DP** – Philadelphia 1, St. Louis 1. **LOB** – Philadelphia 8, St. Louis 5. **2B** – Williams, Flowers. **SH** – Haas, Miller, Derringer.

Philadelphia	ip	h	r	er	bb	so
Grove (W)	9.0	5	1	1	1	7
St. Louis	ip	h	r	er	bb	so
Derringer (L)	4.2	3	4	0	4	4
Johnson	1.1	1	0	0	0	2
Lindsey	2.0	3	4	2	2	0
Rhem	1.0	1	0	0	0	1

WP – Derringer. **HBP** – by Lindsey (Miller).

T – 1:57. **A** – 39,401

Umpires – Nallin, Stark, McGowan, Klem.

Game 7 – October 10
St. Louis 4, Philadelphia 2

Philadelphia	ab	r	h	bi
Bishop 2b	4	0	0	0
Haas cf	3	0	0	0
Cochrane c	4	0	0	0
Simmons lf	3	0	1	0
Foxx 1b	4	0	0	0
Miller rf	4	1	3	0
Dykes 3b	3	1	0	0
Williams ss	4	0	2	0
Earnshaw p	2	0	0	0
Tody ph	0	0	0	0
Walberg p	0	0	0	0
Cramer ph	1	0	1	2
Totals	32	2	7	2

St. Louis	ab	r	h	bi
High 3b	4	2	3	0
Watkins rf	3	2	2	2
Frisch 2b	3	0	0	0
Martin cf	3	0	0	0
Orsatti lf	3	0	0	0
Bottomley 1b	3	0	0	0
Wilson c	2	0	0	0
Gelbert ss	3	0	0	0
Grimes p	3	0	0	0
Hallahan p	0	0	0	0
Totals	27	4	5	2

Philadelphia	000	000	002	2	7	1
St. Louis	202	000	00x	4	5	0

E – Foxx. **DP** – Philadelphia 1, St. Louis 1. **LOB** – Philadelphia 8, St. Louis 3.
HR – Watkins (1). **SH** – Frisch. **SB** – Martin (5).

Philadelphia	ip	h	r	er	bb	so
Earnshaw (L)	7.0	4	4	3	2	7
Walberg	1.0	1	0	0	1	2
St. Louis	ip	h	r	er	bb	so
Grimes (W)	8.2	7	2	2	5	6
Hallahan	0.1	0	0	0	0	0

WP – Earnshaw.

T – 1:57. **A** – 20,805

Umpires – Stark, McGowan, Klem, Nal-
lin.

1971 ALCS

In their first trip to the ALCS, the Oakland A's ran into the defending World Champion Baltimore Orioles, losing in three straight games. Touted A's pitchers Vida Blue and Jim "Catfish" Hunter ran into problems during the series, leading to the A's downfall. Offensively, the A's got solid performances out of third baseman Sal Bando and right fielder Reggie Jackson, who hit .364 and .333 respectively.

In Game 1, Vida Blue took a 3-1 lead into the bottom of the seventh before allowing a RBI single to Mark Belanger, a RBI double by Curt Motton and a two-run double by Paul Blair. ALCS MVP Mike Cuellar tossed a complete game six-hitter to defeat the A's in Game 2. Jim Hunter also went the distance for the A's, allowing seven hits, including four home runs. In Game 3, Reggie Jackson homered twice and Sal Bando once but that was the A's only scoring as Jim Palmer tossed a complete game seven-hitter.

FINAL STATISTICS

PLAYER	AVG	G	AB	R	H	TB	2B	3B	HR	RBI	SH	SF	HP	BB	IBB	SO	SB	CS	DP	E	SLG	OBP
Bando	.364	3	11	3	4	9	2	0	1	1	0	0	0	1	0	0	0	0	1	0	.818	.417
Blefary	.000	1	1	0	0	0	0	0	0	0	0	0	0	0	0	1	0	0	0	0	.000	.000
Blue	.000	1	3	0	0	0	0	0	0	0	0	0	0	0	0	3	0	0	0	0	.000	.000
Campaneris	.167	3	12	0	2	3	1	0	0	0	0	0	0	0	0	1	0	1	0	0	.250	.167
Davis	.375	3	8	1	3	4	1	0	0	0	1	0	0	0	0	0	0	1	0	0	.500	.375
Duncan	.500	2	6	0	3	4	1	0	0	2	0	0	0	0	0	0	0	1	0	0	.667	.500
Epstein	.200	2	5	0	1	1	0	0	0	0	0	0	0	0	0	3	0	0	0	0	.200	.200
Green	.286	3	7	0	2	2	0	0	0	0	1	0	0	1	0	1	0	0	1	0	.286	.375
Hegan	.000	1	1	0	0	0	0	0	0	0	0	0	0	0	0	1	0	0	0	0	.000	.000
Hunter	.000	1	3	0	0	0	0	0	0	0	0	0	0	0	0	1	0	0	0	0	.000	.000
Jackson	.333	3	12	2	4	11	1	0	2	2	0	0	0	0	0	1	0	0	0	0	.917	.333
Mangual	.167	3	12	1	2	5	1	1	0	2	0	0	0	0	0	1	0	0	1	0	.417	.167
Monday	.000	1	3	0	0	0	0	0	0	0	0	0	0	1	0	2	0	0	0	0	.000	.250
Rudi	.143	2	7	0	1	2	1	0	0	0	0	0	0	1	0	0	0	0	0	0	.286	.250
Segui	.000	1	2	0	0	0	0	0	0	0	0	0	0	0	0	0	0	0	0	0	.000	.000
Tenace	.000	1	3	0	0	0	0	0	0	0	0	0	0	1	0	1	0	0	0	0	.000	.250
Totals	.229	3	96	7	22	41	8	1	3	7	2	0	0	5	0	16	0	3	3	0	.427	.267

PITCHER	W	L	ERA	G	GS	CG	GF	SHO	SV	IP	H	R	ER	HR	HB	BB	IBB	SO	WP	BK	AVG
Blue	0	1	6.43	1	1	0	0	0	0	7.0	7	5	5	0	0	2	0	8	0	0	.259
Fingers	0	0	7.71	2	0	0	1	0	0	2.1	2	2	2	0	0	1	0	2	0	0	.250
Grant	0	0	0.00	1	0	0	1	0	0	2.0	3	0	0	0	0	0	0	2	0	0	.333
Hunter	0	1	5.63	1	1	1	0	0	0	8.0	7	5	5	4	0	2	0	6	0	0	.233
Knowles	0	0	0.00	1	0	0	0	0	0	0.1	1	0	0	0	0	0	0	0	1	0	.500
Locker	0	0	0.00	1	0	0	0	0	0	0.2	0	0	0	0	0	2	0	0	0	0	.000
Segui	0	1	5.79	1	1	0	0	0	0	4.2	6	3	3	0	0	6	2	4	0	0	.333
Totals	0	3	5.40	3	3	1	2	0	0	25.0	26	15	15	4	0	13	2	22	1	0	.274

Game 1 — October 3
Baltimore 5, Oakland 3

Oakland	ab	r	h	bi
Campaneris ss	4	0	1	0
Rudi lf	4	0	1	0
Jackson cf	4	0	0	0
Davis 1b	4	1	1	0
Bando 3b	4	1	2	0
Mangual cf	4	1	2	2
Duncan c	3	0	2	1
Epstein ph	1	0	0	0
Green 2b	1	0	0	0
Blue p	3	0	0	0
Fingers p	0	0	0	0
Totals	32	3	9	3

Baltimore	ab	r	h	bi
Blair cf	4	0	1	2
Johnson 2b	4	1	1	0
Rettenmund lf	4	0	1	1
F. Robinson rf	3	1	0	0
Powell 1b	4	0	1	0
B. Robinson 3b	3	1	1	0
Etchebarren c	3	0	0	0
Belanger ss	2	1	1	1
McNally p	2	0	0	0
Motton ph	1	0	1	1
Palmer pr	0	1	0	0
Watt p	0	0	0	0
Totals	30	5	7	5

Oakland	020	100	000	3	9	0
Baltimore	000	100	40x	5	7	1

E – Johnson. **DP** – Oakland 1, Baltimore 2. **LOB** – Oakland 4, Baltimore 3. **2B** – Rudi, Bando, Duncan, Mangual, Johnson, Rettenmund, Motton, Blair, Campaneris. **3B** – Mangual. **S** – Green.

Oakland	ip	h	r	er	bb	so
Blue (L)	7.0	7	5	5	2	8
Fingers	1.0	0	0	0	0	1
Baltimore	ip	h	r	er	bb	so
McNally (W)	7.0	7	3	3	1	5
Watt (S)	2.0	2	0	0	0	1

T – 2:23. **A** – 42,621
Umpires – Soar, Napp, DiMuro, O'Donnell, Luciano, Kunkel.

Game 2 — October 4
Baltimore 5, Oakland 1

Oakland	ab	r	h	bi
Campaneris ss	4	0	1	0
Rudi lf	3	0	0	0
Jackson rf	4	0	1	0
Davis 1b	3	0	1	0
Bando 3b	4	1	1	0
Mangual cf	4	0	0	0
Duncan c	3	0	1	1
Green 2b	3	0	1	0
Hunter p	3	0	0	0
Totals	31	1	6	1

Baltimore	ab	r	h	bi
Buford lf	3	0	0	0
Blair cf	0	0	0	0
Johnson 2b	3	1	0	0
Powell 1b	4	2	2	3
F. Robinson rf	4	0	0	0
Rettenmund cf-lf	4	0	1	0
B. Robinson 3b	3	1	1	1
Hendricks c	3	1	2	1
Belanger ss	3	0	0	0
Cuellar p	3	0	1	0
Totals	30	5	7	5

Oakland	000	100	000	1	6	0
Baltimore	011	000	12x	5	7	0

LOB – Oakland 5, Baltimore 3. **2B** – Davis, Bando, Jackson. **HR** – B. Robinson, Powell 2, Hendricks. **S** – Davis.

Oakland	ip	h	r	er	bb	so
Hunter (L)	8.0	7	5	5	2	6
Baltimore	ip	h	r	er	bb	so
Cuellar (W)	9.0	6	1	1	1	2

T – 2:04. **A** – 35,003
Umpires – Napp, O'Donnell, Luciano, DiMuro, Kunkel, Soar.

Game 3 — October 5
Baltimore 5, Oakland 3

Baltimore	ab	r	h	bi
Buford lf	4	1	3	0
Rettenmund pr-lf	0	0	0	0
Blair cf	5	1	2	0
Powell 1b	2	2	0	0
F. Robinson rf	5	1	1	1
Hendricks c	1	0	0	1
Etchebarren ph-c	2	0	0	0
B. Robinson 3b	5	0	2	2
Johnson 2b	3	0	2	0
Belanger ss	3	0	1	0
Palmer p	5	0	1	0
Totals	35	5	12	4

Oakland	ab	r	h	bi
Campaneris ss	4	0	0	0
Monday cf	3	0	0	0
Jackson rf	4	2	3	2
Epstein 1b	4	0	1	0
Bando 3b	3	1	1	1
Mangual lf	4	0	0	0
Tenace c	3	0	0	0
Green 2b	3	0	1	0
Hegan ph	1	0	0	0
Segui p	2	0	0	0
Fingers p	0	0	0	0
Knowles p	0	0	0	0
Locker p	0	0	0	0
Davis ph	1	0	1	0
Grant p	0	0	0	0
Blefary ph	1	0	0	0
Totals	33	3	7	3

Baltimore	100	020	200	5	12	0
Oakland	001	001	010	3	7	0

DP – Baltimore 1, Oakland 3. **LOB** – Baltimore 13, Oakland 6. **2B** – Johnson, F. Robinson, B. Robinson. **3B** – Buford. **HR** – Jackson 2, Bando. **SF** – Hendricks.

Baltimore	ip	h	r	er	bb	so
Palmer (W)	9.0	7	3	3	3	8
Oakland	ip	h	r	er	bb	so
Segui (L)	4.2	6	3	3	6	4
Fingers	1.1	2	2	2	1	1
Knowles	0.1	1	0	0	0	0
Locker	0.2	0	0	0	2	0
Grant	2.0	3	0	0	0	2

Fingers pitched to 2 batters in the 7th.
WP – Palmer, Knowles.
T – 2:49. **A** – 33,176
Umpires – DiMuro, Luciano, Soar, Kunkel, O'Donnell, Napp.

1972 ALCS

Forty-one years after the Philadelphia Athletics won the American League Pennant, the Oakland A's recorded the organization's next pennant with a hard fought 3 games to 2 triumph over Detroit. It was the first time in the four year history of the ALCS that the playoffs had gone more than three games. The A's used superb pitching, scoring just a total of 13 runs in the five games, but allowing only 10. The series also saw a near brawl between Tigers manager Billy Martin and A's shortstop Campy Campaneris, who threw his bat at Tiger hurler Lerrin LaGrow after being hit by a pitch.

In Game 1, the Tigers scored a run in the top of the 11th inning on an Al Kaline home run to take a 2-1 lead but Gonzalo Marquez tied the game in the bottom of the inning on a pinch hit RBI single. A Kaline throwing error on the play allowed Gene Tenace to score the winning run. ALCS MVP Blue Moon Odom tossed a three-hit shutout in a 5-0 A's win in Game 2. Campaneris had three hits, two runs and two steals but was suspended for the remainder of the playoffs by American League President Joe Cronin after the bat throwing incident. Joe Coleman blanked the A's 3-0 on seven hits in Game 3 and the Tigers won 4-3 in 10 innings in Game 4. The A's scored two runs in the top of the 10th for a 3-1 lead but the Tigers scored three times in the bottom of the 10th, including the game winning single by Jim Northrup. In Game 5, Vida Blue pitched four innings of shutout relief to pick up the save for Odom. Gene Tenace's two-out RBI single in the fourth inning scored George Hendrick with the winning run.

FINAL STATISTICS

PLAYER	AVG	G	AB	R	H	TB	2B	3B	HR	RBI	SH	SF	HP	BB	IBB	SO	SB	CS	DP	E	SLG	OBP
Alou	.381	5	21	2	8	12	4	0	0	2	1	0	1	0	0	2	1	1	1	0	.571	.409
Bando	.200	5	20	0	4	4	0	0	0	0	2	0	0	0	0	3	0	0	0	0	.200	.200
Blue	.000	4	1	0	0	0	0	0	0	0	0	0	0	0	0	0	0	0	0	0	.000	.000
Campaneris	.429	2	7	3	3	3	0	0	0	0	0	0	1	1	0	0	2	0	0	0	.429	.556
Cullen	.000	2	1	0	0	0	0	0	0	0	0	0	0	0	0	0	0	0	0	0	.000	.000
Duncan	.000	2	2	0	0	0	0	0	0	0	0	0	1	0	1	0	0	0	0	0	.000	.333
Epstein	.188	5	16	1	3	6	0	0	1	1	0	0	1	4	0	5	1	0	0	0	.375	.381
Fingers	.000	3	1	0	0	0	0	0	0	0	0	0	0	0	0	0	0	0	0	0	.000	.000
Green	.125	5	8	0	1	2	1	0	0	0	0	0	0	0	0	0	0	0	1	0	.250	.125
Hegan	.000	3	1	1	0	0	0	0	0	0	0	0	0	0	0	0	0	0	0	0	.000	.000
Hendrick	.143	5	7	2	1	1	0	0	0	0	0	0	0	0	0	1	0	0	0	0	.143	.143
Holtzman	.000	1	1	0	0	0	0	0	0	0	0	0	0	0	0	1	0	0	0	0	.000	.000
Hunter	.167	2	6	0	1	1	0	0	0	0	0	0	0	0	0	2	0	0	0	0	.167	.167
Jackson	.278	5	18	1	5	6	1	0	0	2	0	0	0	1	0	6	2	0	0	1	.333	.316
Kubiak	.500	4	4	0	2	2	0	0	0	1	0	0	0	0	0	0	0	0	0	1	.500	.500
Mangual	.000	3	3	0	0	0	0	0	0	0	0	0	0	0	0	1	0	0	0	0	.000	.000
Marquez	.667	3	3	1	2	2	0	0	0	1	0	0	0	0	0	0	0	0	0	0	.667	.667
Maxvill	.125	5	8	0	1	1	0	0	0	0	0	0	0	1	0	2	1	0	0	0	.125	.222
Mincher	.000	1	1	0	0	0	0	0	0	0	0	0	0	0	0	1	0	0	0	0	.000	.000
Odom	.250	3	4	0	1	2	1	0	0	1	0	0	0	0	0	1	0	0	0	0	.500	.250
Rudi	.250	5	20	1	5	6	1	0	0	2	0	1	0	1	0	4	0	0	0	0	.300	.273
Tenace	.059	5	17	1	1	1	0	0	0	1	0	0	0	3	0	5	0	1	0	1	.059	.200
Totals	.224	5	170	13	38	49	8	0	1	10	4	1	3	12	0	35	7	2	2	3	.288	.285

PITCHER	W	L	ERA	G	GS	CG	GF	SHO	SV	IP	H	R	ER	HR	HB	BB	IBB	SO	WP	BK	AVG
Blue	0	0	0.00	4	0	0	1	0	1	5.1	4	0	0	0	0	1	1	5	0	0	.200
Fingers	1	0	1.69	3	0	0	1	0	0	5.1	4	1	1	1	1	0	1	0	3	0	.250
Hamilton	0	0	0.00	1	0	0	1	0	0	0.0	1	0	0	0	0	1	0	0	0	0	1.000
Holtzman	0	1	4.50	1	1	0	0	0	0	4.0	4	2	2	0	0	2	0	2	0	0	.267
Horlen	0	1	INF	1	0	0	0	0	0	0.0	0	1	1	0	0	1	0	0	1	0	.000
Hunter	0	0	1.17	2	2	0	0	0	0	15.1	10	2	2	2	0	5	1	9	0	0	.185
Locker	0	0	13.50	2	0	0	1	0	0	2.0	4	3	3	1	0	0	0	1	0	0	.444
Odom	2	0	0.00	2	2	1	0	1	0	14.0	5	1	0	0	0	2	0	5	1	0	.109
Totals	3	2	1.76	5	5	1	4	1	1	46.0	32	10	9	4	0	13	2	25	2	0	.198

Game 1 — October 7
Oakland 3, Detroit 2 (11)

Game 2 — October 8
Oakland 5, Detroit 0

Game 3 — October 10
Detroit 3, Oakland 0

Detroit	ab	r	h	bi
McAuliffe 2b	5	0	0	0
Kaline rf	5	1	1	1
Sims c	5	0	2	0
Cash 1b	3	1	1	1
Horton lf	3	0	0	0
G. Brown ph	1	0	0	0
Stanley cf	1	0	0	0
Northrup cf-lf	3	0	1	0
Rodriguez 3b	4	0	0	0
Brinkman ss	4	0	1	0
Lolich p	4	0	0	0
Seelbach p	0	0	0	0
Totals	38	2	6	2

Oakland	ab	r	h	bi
Campaneris ss	4	1	0	0
Alou rf	5	0	1	0
Rudi lf	4	0	0	1
Jackson cf	5	0	2	0
Bando 3b	4	0	2	0
Odom pr	0	0	0	0
Epstein 1b	3	0	2	0
Hegan pr	0	1	0	0
Tenace c	5	1	0	0
Green 2b	0	0	0	0
Mangual ph	1	0	0	0
Kubiak 2b	2	0	1	0
Hendrick ph	1	0	0	0
Maxvill 2b	0	0	0	0
Marquez ph	1	0	1	1
Hunter p	3	0	1	0
Blue p	0	0	0	0
Fingers p	1	0	0	0
Totals	39	3	10	2

Detroit	ab	r	h	bi
McAuliffe 2b	4	0	0	0
Kaline rf	4	0	1	0
Sims c	3	0	0	0
Cash 1b	3	0	1	0
Horton lf	3	0	0	0
Northrup cf	3	0	1	0
Taylor 2b	3	0	0	0
Rodriguez 3b	3	0	0	0
Fryman p	1	0	0	0
Zachary p	0	0	0	0
Scherman p	0	0	0	0
Haller ph	1	0	0	0
LaGrow p	0	0	0	0
Hiller p	0	0	0	0
G. Brown ph	1	0	0	0
Totals	29	0	3	0

Oakland	ab	r	h	bi
Campaneris ss	3	2	3	0
Maxvill pr-ss	0	0	0	0
Alou rf	4	1	1	1
Rudi lf	3	1	2	1
Jackson cf	4	0	1	2
Bando 3b	4	0	0	0
Epstein 1b	3	0	0	0
Hegan 1b	0	0	0	0
Tenace c	3	0	0	0
Green 2b	1	0	0	0
Hendrick ph	1	1	1	0
Kubiak 2b	1	0	0	0
Odom p	2	0	0	0
Totals	29	5	8	4

Detroit	000	000	000	0	3	1
Oakland	100	040	00x	5	8	0

Oakland	ab	r	h	bi
Alou rf	5	0	3	0
Maxvill ss	2	0	0	0
Duncan ph-c	1	0	0	0
Rudi lf	4	0	3	0
Jackson cf	4	0	0	0
Epstein 1b	4	0	0	0
Bando 3b	4	0	1	0
Tenace c-2b	2	0	0	0
Green 2b	1	0	0	0
Mincher ph	1	0	0	0
Kubiak 2b	0	0	0	0
Marquez ph	1	0	0	0
Cullen ss	1	0	0	0
Holtzman p	1	0	0	0
Mangual ph	1	0	0	0
Fingers p	0	0	0	0
Blue p	0	0	0	0
Hegan ph	1	0	0	0
Locker p	0	0	0	0
Hendrick ph	1	0	0	0
Totals	34	0	7	0

Detroit	ab	r	h	bi
Taylor 2b	4	0	0	0
Rodriguez 3b	4	0	0	0
Kaline rf	3	1	2	0
Freehan c	3	2	2	1
Horton lf	2	0	0	0
Northrup lf	1	0	0	0
Stanley cf	3	0	1	0
I. Brown 1b	2	0	1	2
Cash ph-1b	1	0	0	0
McAuliffe ss	3	0	1	0
Coleman p	2	0	1	0
Totals	28	3	8	3

One out when winning run scored.

Detroit	010	000	000	01	2	6	2
Oakland	001	000	000	02	310	1	

E – McAuliffe, Kubiak, Kaline. **DP** – Detroit 1, Oakland 1. **LOB** – Detroit 6, Oakland 10. **2B** – Brinkman, Sims. **3B** – Sims. **HR** – Cash, Kaline. **S** – Bando, Cash. **SF** – Rudi.

Detroit	ip	h	r	er	bb	so
Lolich (L)	10.0	9	3	2	3	4
Seelbach	0.1	1	0	0	0	0
Oakland	ip	h	r	er	bb	so
Hunter	8.0	4	1	1	2	4
Blue	0.0	0	0	0	0	0
Fingers (W)	3.0	2	1	1	0	1

Hunter pitched to 1 batter in the 9th. Blue pitched to 1 batter in the 9th. Lolich pitched to 2 batters in the 11th.

T – 3:09. **A** – 29,536

Umpires – Flaherty, Chylak, Rice, Denkinger, Barnett, Frantz.

E – McAuliffe. **DP** – Detroit 1. **LOB** – Detroit 2, Oakland 4. **2B** – Rudi, Jackson. **SB** – Campaneris 2. **S** – Odom.

Detroit	ip	h	r	er	bb	so
Fryman (L)	4.1	7	4	4	1	5
Zachary	0.0	0	1	1	1	0
Scherman	0.2	1	0	0	0	1
LaGrow	1.0	0	0	0	0	1
Hiller	2.0	0	0	0	0	1
Oakland	ip	h	r	er	bb	so
Odom (W)	9.0	3	0	0	0	2

Zachary pitched to 1 batter in the 5th. LaGrow pitched to 1 batter in the 7th.

HBP – by LaGrow (Campaneris). **WP** – Zachary 2.

T – 2:37. **A** – 31,088

Umpires – Chylak, Rice, Frantz, Barnett, Denkinger, Flaherty.

Oakland	000	000	000	0	7	0
Detroit	000	200	01x	3	8	1

E – McAuliffe. **DP** – Oakland 3, Detroit 1. **LOB** – Oakland 10, Detroit 5. **2B** – Alou 2, Freehan. **HR** – Freehan. **SB** – Alou, Maxvill. **S** – Freehan.

Oakland	ip	h	r	er	bb	so
Holtzman (L)	4.0	4	2	3	2	2
Fingers	1.2	2	0	0	1	1
Blue	0.1	0	0	0	0	0
Locker	2.0	2	1	1	0	1
Detroit	ip	h	r	er	bb	so
Coleman (W)	9.0	7	0	0	3	14

T – 2:27. **A** – 41,156

Umpires – Rice, Denkinger, Chylak, Frantz, Flaherty and Barnett.

Game 4 — October 11
Detroit 4, Oakland 3 (10)

Game 5 — October 12
Oakland 2, Detroit 1

Oakland	ab	r	h	bi
Alou rf	5	1	2	1
Maxvill ss	2	0	1	0
Hendrick ph	1	0	0	0
Cullen ss	0	0	0	0
Mangual ph	1	0	0	0
Kubiak ss	1	0	1	1
Rudi lf	5	0	0	0
Jackson cf	5	0	2	0
Bando 3b	5	0	0	0
Epstein 1b	3	1	1	1
Tenace c-2b	4	0	0	0
Green 2b	2	0	1	0
Duncan ph-c	1	0	0	0
Hunter p	3	0	0	0
Fingers p	0	0	0	0
Blue p	0	0	0	0
Marquez ph	1	1	1	0
Locker p	0	0	0	0
Horlen p	0	0	0	0
Hamilton p	0	0	0	0
Totals	39	3	9	3

Detroit	ab	r	h	bi
McAuliffe ss	4	2	2	1
Kaline rf	3	1	1	0
Sims lf	3	0	1	0
Stanley cf	1	0	1	0
G. Brown ph	0	1	0	0
Freehan c	5	0	1	1
Cash 1b	4	0	1	1
Northrup cf-lf	5	0	1	1
Taylor 2b	4	0	2	0
Rodriguez 3b	2	0	0	0
Lolich p	3	0	0	0
Horton ph	1	0	0	0
Seelbach p	0	0	0	0
Hiller p	0	0	0	0
Totals	35	4	10	4

None out when winning run scored.
 Oakland 000 000 100 2 3 9 2
 Detroit 001 000 000 3 410 1

E – Jackson, Rodriguez, Tenace. **DP** – Oakland 1. **LOB** – Oakland 8, Detroit 11.
2B – Sims, Green, Taylor 2, Alou 2. **HR** – McAuliffe, Epstein. **S** – Kaline.

Oakland	ip	h	r	er	bb	so
Hunter	7.1	6	1	1	3	5
Fingers	0.2	0	0	0	0	1
Blue	1.0	1	0	0	1	2
Locker	0.0	2	2	2	0	0
Horlen (L)	0.0	0	1	1	1	0
Hamilton	0.0	1	0	0	1	0
Detroit	ip	h	r	er	bb	so
Lolich	9.0	5	1	1	2	6
Seelbach	0.2	3	2	2	0	0
Hiller (W)	0.1	1	0	0	0	0

Locker pitched to two batters in the 10th.
 Horlen pitched to two batters in the 10th.
 Hamilton pitched to two batters in the 10th.
WP – Horlen
T – 3:04. **A** – 37,615
Umpires – Denkinger, Chylak, Rice, Flaherty, Barnett and Frantz.

Oakland	ab	r	h	bi
Alou rf	2	0	1	0
Maxvill ss	4	0	0	0
Rudi lf	4	0	0	0
Jackson cf	0	1	0	0
Hendrick cf	3	1	0	0
Bando 3b	3	0	1	0
Epstein 1b	3	0	0	0
Tenace c	3	0	1	1
Green 2b	4	0	0	0
Odom p	2	0	1	0
Blue p	1	0	0	0
Totals	29	2	4	1

Detroit	ab	r	h	bi
McAuliffe ss	4	1	1	0
Kaline rf	4	0	0	0
Sims lf	3	0	0	0
Freehan c	4	0	0	1
Cash 1b	4	0	1	0
Niekro ph	0	0	0	0
Northrup cf	2	0	2	0
Stanley ph	1	0	0	0
Taylor 2b	4	0	0	0
Rodriguez 3b	3	0	0	0
Fryman p	2	0	0	0
Horton ph	1	0	1	0
Knox pr	0	0	0	0
Hiller p	0	0	0	0
Totals	32	1	5	1

Oakland	010	100	000	2	4	0
Detroit	100	000	000	1	5	2

E – McAuliffe, Sims. **DP** – Detroit 1. **LOB** – Oakland 6, Detroit 6. **2B** – Odom. **SB** – Jackson 2, Epstein. **S** – Bando, Alou.

Oakland	ip	h	r	er	bb	so
Odom (W)	5.0	2	1	0	2	3
Blue (S)	4.0	3	0	0	0	3
Detroit	ip	h	r	er	bb	so
Fryman (L)	8.0	4	2	1	1	3
Hiller	1.0	0	0	0	1	0

HBP – by Fryman (Epstein, Alou). **WP** – Odom. **BK** – Fryman. **PB** – Tenace.
T – 2:48. **A** – 50,276
Umpires – Chylak, Rice, Barnett, Flaherty, Frantz and Denkinger.

1972 WORLD SERIES

The A's win their first World Championship in Oakland, the first for the Athletics franchise since 1930, defeating Cincinnati, 4 games to 3. Six of the seven games are decided by one run and Gene Tenace picks up the offensive slack for Reggie Jackson who misses the entire series after pulling a hamstring in the ALCS. Tenace hits .348 with four home runs and nine RBI in the seven games to earn World Series MVP honors.

Tenace homers in his first two at bats of the series, hitting a two-run homer in the second and a solo shot in the fifth to lead the A's to a 3-2 win in Game 1. Catfish Hunter tossed 8 2/3 innings of six-hit, one-run baseball in Game 2 before yielding to Rollie Fingers who got the final out in the A's 2-1 win. Joe Rudi homered and made a spectacular catch off the bat of Denis Menke in the ninth. After a rainout in Oakland, the Reds won Game 3, 1-0 on a combined three-hitter by Jack Billingham and Clay Carroll. In Game 4, the A's trailed 2-1 entering the bottom of the ninth before scoring twice on pinch hit RBI singles by Don Mincher and Angel Mangual to take a 3-1 lead in the series. The Reds scored once in the eighth and once in the ninth off Rollie Fingers to win Game 5, 5-4 and then won 8-1 in Game 6 to even the series at three games each. In Game 7, the score was tied at one after five innings when Tenace delivered a RBI double to give the A's the lead. Sal Bando followed with a RBI double and Rollie Fingers pitched two scoreless innings for the save.

FINAL STATISTICS

PLAYER	AVG	G	AB	R	H	TB	2B	3B	HR	RBI	SH	SF	HP	BB	IBB	SO	SB	CS	DP	E	SLG	OBP
Alou	.042	7	24	0	1	1	0	0	0	0	1	0	0	3	1	0	1	0	0	1	.042	.148
Bando	.269	7	26	2	7	8	1	0	0	1	0	0	0	2	1	5	0	0	1	1	.308	.321
Blue	.000	4	1	0	0	0	0	0	0	0	0	0	0	2	0	1	0	0	0	0	.000	.667
Campaneris	.179	7	28	1	5	5	0	0	0	0	2	0	0	1	0	4	0	1	0	1	.179	.207
Duncan	.200	3	5	0	1	1	0	0	0	0	0	0	0	1	0	3	0	0	0	0	.200	.333
Epstein	.000	6	16	1	0	0	0	0	0	0	0	0	0	5	1	3	0	0	0	2	.000	.238
Fingers	.000	6	1	0	0	0	0	0	0	0	1	0	0	0	0	0	0	0	0	0	.000	.000
Green	.333	7	18	0	6	8	2	0	0	1	0	0	0	0	0	4	0	0	0	0	.444	.333
Hegan	.200	6	5	0	1	1	0	0	0	0	0	0	0	0	0	2	0	0	0	0	.200	.200
Hendrick	.133	5	15	3	2	2	0	0	0	0	1	0	0	1	0	2	0	0	1	0	.133	.188
Holtzman	.000	3	5	0	0	0	0	0	0	0	0	0	0	0	0	0	0	0	0	1	.000	.000
Hunter	.200	3	5	0	1	1	0	0	0	1	0	0	0	2	0	1	0	0	0	1	.200	.429
Kubiak	.333	4	3	0	1	1	0	0	0	0	0	0	0	0	0	0	0	0	0	0	.333	.333
Lewis	—	6	0	2	0	0	0	0	0	0	0	0	0	0	0	0	2	0	0	—	—	
Mangual	.300	4	10	1	3	3	0	0	0	1	1	0	0	0	0	0	0	0	0	1	.300	.300
Marquez	.600	5	5	0	3	3	0	0	0	1	0	0	0	0	0	0	0	0	0	0	.600	.600
Mincher	1.000	3	1	0	1	1	0	0	0	1	0	0	0	0	0	0	0	0	0	0	1.000	1.000
Odom	.000	4	4	0	0	0	0	0	0	0	0	0	0	0	0	3	0	0	0	0	.000	.000
Rudi	.240	7	25	1	6	9	0	0	1	1	0	0	1	2	1	5	0	0	0	0	.360	.321
Tenace	.348	7	23	5	8	21	1	0	4	9	0	0	0	2	1	4	0	0	0	1	.913	.400
Totals	.209	7	220	16	46	65	4	0	5	16	6	0	1	21	5	37	1	3	2	9	.295	.281

PITCHER	W	L	ERA	G	GS	CG	GF	SHO	SV	IP	H	R	ER	HR	HB	BB	IBB	SO	WP	BK	AVG
Blue	0	1	4.15	4	1	0	1	0	1	8.2	8	4	4	1	0	5	1	5	1	0	.258
Fingers	1	1	1.74	6	0	0	4	0	2	10.1	4	2	2	0	1	4	2	11	1	0	.125
Hamilton	0	0	27.00	2	0	0	1	0	0	1.1	3	4	4	0	0	1	1	1	0	0	.500
Holtzman	1	0	2.13	3	2	0	0	0	0	12.2	11	3	3	0	0	3	1	4	0	0	.234
Horlen	0	0	6.75	1	0	0	1	0	0	1.1	2	1	1	0	0	2	1	1	1	0	.333
Hunter	2	0	2.81	3	2	0	0	0	0	16.0	12	5	5	2	0	6	2	11	1	0	.203
Locker	0	0	0.00	1	0	0	0	0	0	0.1	1	0	0	0	0	0	0	0	0	0	.500
Odom	0	1	1.59	2	2	0	0	0	0	11.1	5	2	2	0	0	6	0	13	0	0	.135
Totals	4	3	3.05	7	7	0	7	0	3	62.0	46	21	21	3	1	27	8	46	4	0	.209

Game 1 — October 14
Oakland 3, Cincinnati 2

Game 2 — October 15
Oakland 2, Cincinnati 1

Game 3 — October 18
Cincinnati 1, Oakland 0

Oakland	ab	r	h	bi
Campaneris ss	3	0	2	0
Rudi lf	4	0	0	0
Alou rf	3	0	0	0
Epstein 1b	3	0	0	0
Lewis pr	0	0	0	0
Hegan 1b	0	0	0	0
Bando 3b	4	0	0	0
Hendrick cf	2	1	0	0
Tenace c	3	2	2	3
Green 2b	2	0	0	0
Marquez ph	1	0	0	0
Kubiak 2b	0	0	0	0
Holtzman p	2	0	0	0
Fingers p	0	0	0	0
Blue p	0	0	0	0
Totals	27	3	4	3

Cincinnati	ab	r	h	bi
Rice lf	4	0	0	0
Morgan 2b	3	0	0	0
Tolan cf	4	0	1	0
Bench c	3	2	2	0
Perez 1b	4	0	2	0
Menke 3b	3	0	0	1
Geronimo rf	3	0	0	0
McRae ph	1	0	1	0
Foster pr	0	0	0	0
Concepcion ss	2	0	1	1
Nolan p	2	0	0	0
Borbon p	0	0	0	0
Uhlaender ph	1	0	0	0
Carroll p	0	0	0	0
Javier ph	1	0	0	0
Totals	31	2	7	2

Oakland 020 010 000 3 4 0

Cincinnati 010 100 000 2 7 0

DP – Cincinnati 1. **LOB** – Oakland 2, Cincinnati 8. **2B** – Bench. **HR** – Tenace 2. **CS** – Campaneris, Lewis, Tolan, Concepcion. **S** – Campaneris, Concepcion.

Oakland	ip	h	r	er	bb	so
Holtzman (W)	5.0	5	2	2	3	3
Fingers	1.2	1	0	0	1	3
Blue (S)	2.1	1	0	0	1	1
Cincinnati	ip	h	r	er	bb	so
Nolan (L)	6.0	4	3	3	2	0
Borbon	1.0	0	0	0	0	0
Carroll	2.0	0	0	0	2	1

Holtzman pitched to one batter in the 6th.

WP – Blue. **T** – 2:18. **A** – 52,918
Umpires – Pelekoudas, Honochick, Steiner, Umont, Engel, Haller.

Oakland	ab	r	h	bi
Campaneris ss	5	0	1	0
Alou rf	4	0	1	0
Rudi lf	3	1	2	1
Epstein 1b	2	0	0	0
Lewis pr	0	0	0	0
Hegan 1b	1	0	0	0
Bando 3b	4	0	1	0
Hendrick cf	4	1	1	0
Tenace c	4	0	0	0
Green 2b	4	0	2	0
Hunter p	3	0	1	1
Fingers p	0	0	0	0
Totals	34	2	9	2

Cincinnati	ab	r	h	bi
Rose lf	4	0	1	0
Morgan 2b	4	0	0	0
Tolan cf	4	0	0	0
Bench c	3	0	1	0
Perez 1b	3	1	2	0
Menke 3b	4	0	0	0
Geronimo rf	4	0	0	0
Chaney ss	2	0	0	0
McRae ph	1	0	1	1
Concepcion pr	0	0	0	0
Grimsley p	1	0	0	0
Uhlaender ph	1	0	1	0
Borbon p	0	0	0	0
Hague ph	1	0	0	0
Hall p	0	0	0	0
Javier ph	1	0	0	0
Totals	33	1	6	1

Oakland 011 000 000 2 9 2
Cincinnati 000 000 001 1 6 0

E – Epstein, Hunter. **DP** – Oakland 1, Cincinnati 1. **LOB** – Oakland 8, Cincinnati 8. **2B** – Uhlaender. **HR** – Rudi. **SB** – Morgan, Alou. **CS** – Lewis.

Oakland	ip	h	r	er	bb	so
Hunter (W)	8.2	6	1	1	3	6
Fingers (S)	0.1	0	0	0	0	0
Cincinnati	ip	h	r	er	bb	so
Grimsley (L)	5.0	6	2	2	0	1
Borbon	2.0	0	0	0	1	4
Hall	2.0	3	0	0	2	2

T – 2:26. **A** – 53,224
Umpires – Honochick, Steiner, Umont, Engel, Haller and Pelekoudas.

Cincinnati	ab	r	h	bi
Rose lf	3	0	0	0
Morgan 2b	3	0	0	0
Tolan cf	4	0	1	0
Bench c	4	0	0	0
Perez 1b	3	1	1	0
Menke 3b	2	0	1	0
Geronimo rf	4	0	1	1
Chaney ss	4	0	0	0
Billingham p	4	0	0	0
Carroll p	0	0	0	0
Totals	31	1	4	1

Oakland	ab	r	h	bi
Campaneris ss	3	0	0	0
Alou rf	3	0	0	0
Rudi lf	4	0	1	0
Epstein 1b	2	0	0	0
Bando 3b	4	0	0	0
Hendrick cf	4	0	0	0
Tenace c	3	0	0	0
Green 2b	2	0	1	0
Marquez ph	1	0	1	0
Lewis pr	0	0	0	0
Kubiak 2b	0	0	0	0
Odom p	2	0	0	0
Hegan ph	1	0	0	0
Blue p	0	0	0	0
Fingers p	0	0	0	0
Totals	29	0	3	0

Cincinnati 000 000 100 1 4 2
Oakland 000 000 000 0 3 2

E – Morgan, Bench, Epstein, Tenace. **DP** – Cincinnati 1. **LOB** – Cincinnati 8, Oakland 6. **SB** – Rose, Geronimo, Tolan. **S** – Alou, Menke.

Cincinnati	ip	h	r	er	bb	so
Billingham (W)	8.0	3	0	0	3	7
Carroll (S)	1.0	0	0	0	0	0
Oakland	ip	h	r	er	bb	so
Odom (L)	7.0	3	1	1	2	11
Blue	0.1	1	0	0	1	0
Fingers	1.2	0	0	0	1	3

T – 2:46. **A** – 49,410
Umpires – Steiner, Umont, Engel, Haller, Pelekoudas and Honochick.

Game 4 — October 19
Oakland 3, Cincinnati 2

Game 5 — October 20
Cincinnati 5, Oakland 4

Game 6 — October 21
Cincinnati 8, Oakland 1

Cincinnati	ab	r	h	bi
Rose lf	4	0	0	0
Morgan 2b	3	1	0	0
Tolan cf	4	0	1	2
Bench c	4	0	2	0
Perez 1b	4	0	2	0
McRae rf	4	0	1	0
Geronomo rf	0	0	0	0
Menke 3b	4	0	0	0
Concepcion ss	3	1	1	0
Gullett p	2	0	0	0
Javier ph	0	0	0	0
Borbon p	0	0	0	0
Carroll p	0	0	0	0
Totals	32	2	7	2

Oakland	ab	r	h	bi
Campaneris ss	4	0	0	0
Alou rf	3	0	0	0
Rudi lf	4	0	2	0
Bando 3b	3	0	2	0
Epstein 1b	3	0	0	0
Hegan 1b	1	0	0	0
Hendrick cf	3	0	0	0
Marquez ph	1	0	1	0
Lewis pr	0	1	0	0
Tenace c	4	2	2	1
Green 2b	3	0	1	0
Mincher ph	1	0	1	1
Odum pr	0	0	0	0
Holtzman p	3	0	0	0
Blue p	0	0	0	0
Fingers p	0	0	0	0
Mangual ph	1	0	1	1
Totals	34	3	10	3

Cincinnati	000	000	020	2	7	1
Oakland	000	010	002	3	10	1

E – Perez, Holtzman. **DP** – Cincinnati 1, Oakland 1. **LOB** – Cincinnati 5, Oakland 8. **2B** – Green, Tolan. **HR** – Tenace. **SB** – Bench. **CS** – Perez. **S** – Javier.

Cincinnati	ip	h	r	er	bb	so
Gullett	7.0	5	1	1	1	2
Borbon	1.1	2	1	1	0	0
Carroll (L)	0.0	3	1	1	0	0
Oakland	ip	h	r	er	bb	so
Holtzman	7.2	5	1	1	0	1
Blue	0.1	2	1	1	1	0
Fingers (W)	1.0	0	0	0	0	1

Blue pitched to one batter in the 9th. Carroll pitched to three batters in the 9th.
T – 2:06. A – 49,410
Umpires – Umont, Engel, Haller, Pelekoudas, Honochick and Steiner.

Cincinnati	ab	r	h	bi
Rose lf	5	1	3	2
Morgan 2b	3	2	0	0
Tolan cf	4	0	2	2
Bench c	4	0	0	0
Perez 1b	4	0	1	0
Menke 3b	3	1	1	1
Geronomo rf	4	1	1	0
Chaney ss	1	0	0	0
Hague ph	1	0	0	0
Carroll p	0	0	0	0
Grimsley p	0	0	0	0
Billingham p	0	0	0	0
McGlothlin p	1	0	0	0
Borbon p	0	0	0	0
Uhlender ph	1	0	0	0
Hall p	0	0	0	0
Concepcion ph-ss	2	0	0	0
Totals	33	5	8	5

Oakland	ab	r	h	bi
Campaneris ss	5	0	0	0
Alou rf	4	0	0	0
Rudi lf	3	0	0	0
Epstein 1b	2	1	0	0
Hegan 1b	1	0	1	0
Bando 3b	3	1	1	0
Hendrick cf	2	1	1	0
Mangual ph-cf	1	0	0	0
Tenace c	2	1	1	3
Odum pr	0	0	0	0
Green 2b	1	0	0	0
Marquez ph	1	0	1	1
Lewis pr	0	0	0	0
Kubiak 2b	2	0	1	0
Hunter p	2	0	0	0
Fingers p	0	0	0	0
Hamilton p	0	0	0	0
Duncan ph	1	0	1	0
Totals	30	4	7	4

Cincinnati	100	110	011	5	8	0
Oakland	030	100	000	4	7	2

E – Alou, Bando. **DP** – Cincinnati 1, Oakland 1. **LOB** – Cincinnati 6, Oakland 6. **2B** – Perez. **HR** – Rose, Tenace, Menke. **SB** – Tolan 2, Morgan. **S** – Menke, Hendrick, Fingers, Grimsley.

Cincinnati	ip	h	r	er	bb	so
McGlothlin	3.0	2	4	4	2	3
Borbon	1.0	1	0	0	1	0
Hall	2.0	0	0	0	0	1
Carroll	1.2	3	0	0	0	1
Grimsley (W)	0.2	0	0	0	1	0
Billingham (S)	0.2	1	0	0	0	0
Oakland	ip	h	r	er	bb	so
Hunter	4.2	5	3	3	2	2
Fingers (L)	3.2	3	2	2	1	4
Hamilton	0.2	0	0	0	0	0

McGlothlin pitched to two batters in the 4th.
WP – Fingers. **HBP** – Rudi (by McGlothlin) T – 2:26. A – 49,410
Umpires – Engel, Haller, Pelekoudas, Honochick and Steiner and Umont.

Oakland	ab	r	h	bi
Campaneris ss	4	0	0	0
Alou rf	4	0	0	0
Rudi lf	4	0	1	0
Epstein 1b	4	0	0	0
Bando 3b	4	1	2	0
Mangual cf	4	0	2	0
Tenace c	4	0	1	0
Green 2b	2	0	1	1
Marquez ph	1	0	0	0
Kubiak 2b	1	0	0	0
Blue p	1	0	0	0
Locker p	0	0	0	0
Duncan ph	1	0	0	0
Hamilton p	0	0	0	0
Horlen p	0	0	0	0
Totals	34	1	7	1

Cincinnati	ab	r	h	bi
Rose lf	3	1	0	0
Morgan 2b	5	1	2	1
Tolan cf	4	2	2	2
Bench c	2	2	1	1
Perez 1b	3	0	1	1
McRae ph	3	1	1	0
Geronomo rf	1	0	1	2
Menke 3b	4	0	0	0
Concepcion ss	3	1	2	1
Nolan p	1	0	0	0
Grimsley p	1	0	0	0
Borbon p	0	0	0	0
Hall p	2	0	0	0
Totals	32	8	10	8

Oakland	000	010	000	1	7	1
Cincinnati	000	111	50x	8	10	0

E – Mangual. **LOB** – Oakland 7, Cincinnati 6. **2B** – Morgan, Green, McRae. **3B** – Concepcion. **HR** – Bench. **SB** – Tolan, Concepcion 2. **CS** – Rose. **SF** – Concepcion.

Oakland	ip	h	r	er	bb	so
Blue (L)	5.2	4	3	3	2	4
Locker	0.1	1	0	0	0	0
Hamilton	0.2	3	4	4	1	1
Horlen	1.1	2	1	1	2	1
Cincinnati	ip	h	r	er	bb	so
Nolan	4.2	3	1	1	0	3
Grimsley (W)	1.0	1	0	0	1	0
Borbon	1.0	1	0	0	0	0
Hall (S)	2.1	2	0	0	0	1

WP – Horlen.
T – 2:21. A – 52,737
Umpires – Haller, Pelekoudas, Honochick, Steiner, Umont and Engel.

Game 7 — October 22
Oakland 3, Cincinnati 2

Oakland	ab	r	h	bi
Campaneris ss	4	1	2	0
Mangual cf	4	1	0	0
Rudi lf	3	0	0	0
Tenace 1b	3	0	2	2
Lewis pr	0	1	0	0
Hegan 1b	1	0	0	0
Bando 3b	4	0	1	1
Alou rf	3	0	0	0
Duncan c	3	0	0	0
Green 2b	4	0	1	0
Odom p	2	0	0	0
Hunter p	0	0	0	0
Holtzman p	0	0	0	0
Fingers p	1	0	0	0
Totals	32	3	6	3

Cincinnati	ab	r	h	bi
Rose lf	5	1	2	0
Morgan 2b	3	0	1	0
Tolan cf	2	0	0	0
Foster rf	0	0	0	0
Hague ph-rf	1	0	0	0
Bench c	3	0	0	0
Perez 1b	2	1	1	1
Menke 3b	4	0	0	0
Geronimo rf-cf	3	0	0	0
Concepcion ss	3	0	0	0
Billingham p	1	0	0	0
McRae ph	0	0	0	1
Borbon p	0	0	0	0
Carroll p	0	0	0	0
Grimsley p	0	0	0	0
Uhlaender ph	1	0	0	0
Hall p	0	0	0	0
Chaney ph	0	0	0	0
Totals	28	2	4	2

Oakland	100	002	000	3	6	1
Cincinnati	000	010	010	2	4	2

E – Campaneris, Tolan, Concepcion.
DP – Oakland 1. **LOB** – Oakland 8, Cincinnati 8. **2B** – Perez, Tenace, Bando, Morgan. **SB** – Bench. **S** – Mangual, Campaneris. **CS** – Duncan, Morgan. **SF** – McRae, Perez.

Oakland	ip	h	r	er	bb	so
Odom	4.1	2	1	1	4	2
Hunter (W)	2.2	1	1	1	1	3
Holtzman	0.0	1	0	0	0	0
Fingers (S)	2.0	0	0	0	1	0
Cincinnati	ip	h	r	er	bb	so
Billingham	5.0	2	1	0	1	4
Borbon (L)	0.2	3	2	2	0	0
Carroll	1.0	0	0	0	2	1
Grimsley	0.1	0	0	0	1	1
Hall	2.0	1	0	0	0	3

Hunter pitched to one batter in the 8th.
Holtzman pitched to one batter in the 8th.
WP – Hunter. **HPB** – by Fingers (Chaney).
T – 2:50. **A** – 56,040
Umpires – Pelekoudas, Honochick, Steiner, Umont, Engel and Haller.

1973 ALCS

The A's win their second consecutive American League Pennant, defeating Baltimore 3 games to 2. It was the second consecutive year that the ALCS had gone the maximum five games after having been decided in three games each year previously. In a rematch of the 1971 ALCS, it was pitching again that was the key, this time for the A's. Five of the six A's pitchers had ERA's under 2.00 for the series.

Jim Palmer tossed a five-hit shutout to defeat the A's 6-0 in Game 1 but the A's evened the series with a 6-3 win in Game 2. Sal Bando homered twice off Dave McNally and Campy Campaneris and Joe Rudi also homered for the A's. The A's won Game 3, 2-1 in 11 innings as both Ken Holtzman and Mike Cuellar went the distance. Holtzman allowed just three hits and Cuellar had allowed just three before Campaneris homered to lead off the bottom of the 11th. The A's appeared to have the series locked up in Game 4 as they had a 4-0 lead after six innings. Baltimore then scored four times off Vida Blue in the seventh and once off losing pitcher Rollie Fingers in the eighth for a 5-4 win. ALCS MVP Catfish Hunter then tossed a five-hit shutout in Game 5 as the A's won 3-0 to clinch the series.

FINAL STATISTICS

PLAYER	AVG	G	AB	R	H	TB	2B	3B	HR	RBI	SH	SF	HP	BB	IBB	SO	SB	CS	DP	E	SLG	OBP
Alou	.333	4	6	0	2	2	0	0	0	1	0	0	0	0	0	1	0	0	0	0	.333	.333
Andrews	.000	2	1	0	0	0	0	0	0	0	1	0	0	0	0	0	0	0	0	0	.000	.000
Bando	.167	5	18	2	3	9	0	0	2	3	0	0	1	3	0	6	0	0	0	0	.500	.318
Bourque	.000	2	1	0	0	0	0	0	0	0	0	0	0	2	1	1	0	0	0	0	.000	.667
Campaneris	.333	5	21	3	7	14	1	0	2	3	0	0	0	2	0	2	3	0	0	2	.667	.391
Conigliaro	.000	1	4	0	0	0	0	0	0	0	0	0	0	0	0	2	0	0	0	0	.000	.000
Davalillo	.625	4	8	2	5	8	1	1	0	1	0	0	0	1	1	0	0	0	1	1	1.000	.667
Fosse	.091	5	11	2	1	2	1	0	0	3	1	1	0	2	0	2	0	0	0	0	.182	.214
Green	.077	5	13	0	1	2	1	0	0	1	1	0	0	0	0	4	0	0	0	1	.154	.077
Jackson	.143	5	21	0	3	3	0	0	0	0	0	0	0	0	0	6	0	1	0	0	.143	.143
Johnson	.100	4	10	0	1	1	0	0	0	0	0	0	0	2	0	6	0	0	0	0	.100	.250
Kubiak	.000	3	2	0	0	0	0	0	0	0	0	0	0	0	0	1	0	0	1	0	.000	.000
Lewis	—	2	0	1	0	0	0	0	0	0	0	0	0	0	0	0	0	0	0	0	—	—
Mangual	.111	3	9	1	1	1	0	0	0	0	0	0	0	0	0	3	0	0	0	0	.111	.111
Rudi	.222	5	18	1	4	7	0	0	1	3	1	0	0	3	1	1	0	0	0	0	.389	.333
Tenace	.235	5	17	3	4	5	1	0	0	0	0	0	1	2	0	4	0	0	0	0	.294	.350
Totals	.200	5	160	15	32	54	5	1	5	15	4	1	2	17	3	39	3	1	2	4	.338	.283

PITCHER	W	L	ERA	G	GS	CG	GF	SHO	SV	IP	H	R	ER	HR	HB	BB	IBB	SO	WP	BK	AVG
Blue	0	1	10.29	2	2	0	0	0	0	7.0	8	8	8	1	0	5	0	3	1	0	.286
Fingers	0	1	1.93	3	0	0	3	0	1	4.2	4	1	1	1	0	2	0	4	0	0	.250
Holtzman	1	0	0.82	1	1	1	0	0	0	11.0	3	1	1	1	0	1	0	7	0	0	.081
Hunter	2	0	1.65	2	2	1	0	1	0	16.1	12	3	3	0	1	5	1	6	0	0	.200
Odom	0	0	1.80	1	0	0	0	0	0	5.0	6	2	1	0	0	2	0	4	0	0	.286
Pina	0	0	0.00	1	0	0	0	0	0	2.0	3	0	0	0	1	1	0	1	0	0	.333
Totals	3	2	2.74	5	5	2	3	1	1	46.0	36	15	14	3	2	16	1	25	1	0	.211

Game 1 — October 6
Baltimore 6, Oakland 0

Game 2 — October 7
Oakland 6, Baltimore 3

Game 3 — October 9
Oakland 2, Baltimore 1 (11)

Oakland	ab	r	h	bi
Campaneris ss	3	0	1	0
Rudi lf	2	0	0	0
Bando 3b	3	0	0	0
Jackson rf	4	0	1	0
Johnson dh	2	0	0	0
Borque dh	1	0	0	0
Tenace 1b-c	4	0	1	0
Mangual cf	4	0	0	0
Fosse c	2	0	0	0
Davalillo ph-1b	2	0	2	0
Green 2b	2	0	0	0
Alou ph	1	0	0	0
Kubiak 2b	1	0	0	0
Blue p	0	0	0	0
Pina p	0	0	0	0
Odom p	0	0	0	0
Fingers p	0	0	0	0
Totals	31	0	5	0

Baltimore	ab	r	h	bi
Rettenmund rf	4	1	1	0
Grich 2b	5	0	0	0
Blair cf	4	2	1	0
Davis dh	5	1	3	1
Baylor lf	3	2	2	1
Robinson 3b	5	0	0	0
Williams 1b	4	0	2	2
Etchebarren c	3	0	2	1
Belanger ss	3	0	1	1
Palmer p	0	0	0	0
Totals	36	6	12	6

Oakland	000	000	000	0	5	1
Baltimore	400	000	11x	6	12	0

E – Campaneris. **DP** – Oakland 1, Baltimore 1. **LOB** – Oakland 9, Baltimore 12. **2B** – Davis, Williams, Davalillo. **SB** – Campaneris.

Oakland	ip	h	r	er	bb	so
Blue (L)	0.2	3	4	4	2	2
Pina	2.0	3	0	0	1	1
Odom	5.0	6	2	1	2	4
Fingers	0.1	0	0	0	0	0
Baltimore	ip	h	r	er	bb	so
Palmer (W)	9.0	5	0	0	5	12

HBP – by Pina (Etchebarren). **WP** – Blue.
T – 2:51. **A** – 41,279
Umpires – Chylak, Haller, Maloney, Odom, Anthony and McCoy.

Oakland	ab	r	h	bi
Campaneris ss	5	2	3	2
Rudi lf	4	1	2	1
Bando 3b	4	2	2	3
Jackson rf	5	0	0	0
Tenace 1b	3	0	0	0
Johnson dh	4	0	1	0
Mangual cf	4	1	1	0
Fosse c	3	0	0	0
Green 2b	4	0	0	0
Hunter p	0	0	0	0
Fingers p	0	0	0	0
Totals	36	6	9	6

Baltimore	ab	r	h	bi
Bumby lf	4	1	0	0
Coggins rf-cf	5	1	2	0
Davis dh	5	0	2	1
Powell 1b	4	1	0	0
Williams c	4	0	2	1
Blair cf	3	0	0	0
Crowley ph-rf	1	0	0	0
Robinson 3b	3	0	1	1
Hood pr	0	0	0	0
Baker ss	0	0	0	0
Grich 2b	2	0	0	0
Belanger ss	3	0	1	0
Baylor ph	1	0	0	0
Brown 3b	0	0	0	0
McNally p	0	0	0	0
Reynolds p	0	0	0	0
G. Jackson p	0	0	0	0
Totals	35	3	8	3

Oakland	100	002	021	6	9	0
Baltimore	100	001	010	3	8	0

LOB – Oakland 7, Baltimore 9. **2B** – Williams. **HR** – Campaneris, Rudi, Bando 2. **SB** – Campaneris 2. **S** – Fosse.

Oakland	ip	h	r	er	bb	so
Hunter (W)	7.1	7	3	3	3	5
Fingers (S)	1.2	1	0	0	1	1
Baltimore	ip	h	r	er	bb	so
McNally (L)	7.2	7	5	5	2	7
Reynolds	1.0	2	1	1	1	2
G. Jackson	0.1	0	0	0	0	0

WP – McNally. **PB** – Williams.
T – 2:42. **A** – 48,425
Umpires – Haller, Chylak, Maloney, Odom, Anthony and McCoy.

Baltimore	ab	r	h	bi
Rettenmund rf	5	0	0	0
Grich 2b	5	0	1	0
Blair cf	4	0	1	0
Davis dh	3	0	0	0
Baylor lf	4	0	0	0
Robinson 3b	4	0	0	0
Williams 1b	4	1	1	1
Etchebarren c	4	0	0	0
Bellanger ss	4	0	0	0
Cuellar p	0	0	0	0
Totals	37	1	3	1

Oakland	ab	r	h	bi
Campaneris ss	5	1	1	1
Rudi lf	4	0	1	1
Bando 3b	4	0	0	0
Jackson rf	4	0	0	0
Tenace 1b-c	4	0	1	0
Johnson dh	2	0	0	0
Conigliaro cf	4	0	0	0
Fosse c	1	0	0	0
Alou ph	1	0	1	0
Lewis pr	0	1	0	0
Davalillo 1b	1	0	0	0
Green 2b	2	0	0	0
Andrews ph	0	0	0	0
Kubiak 2b	1	0	0	0
Holtzman p	0	0	0	0
Totals	33	2	4	2

Baltimore	010	000	000	00	1	3	0
Oakland	000	000	010	01	2	4	3

None out when winning run scored.
E – Green 2, Davalillo. **DP** – Oakland 1. **LOB** – Baltimore 4, Oakland 5. **HR** – Williams, Campaneris. **S** – Andrews.

Baltimore	ip	h	r	er	bb	so
Cuellar (L)	10.0	4	2	2	3	11
Oakland	ip	h	r	er	bb	so
Holtzman (W)	11.0	3	1	1	1	7

Cuellar pitched to one batter in the 11th.
T – 2:23. **A** – 34,367
Umpires – Maloney, Haller, Anthony, Chylak, McCoy and Odom.

Game 4 — October 10
Baltimore 5, Oakland 4

Game 5 — October 11
Oakland 3, Baltimore 0

Baltimore	ab	r	h	bi	Baltimore	ab	r	h	bi
Rettenmund rf	2	0	0	0	Bumbry lf	3	0	0	0
Grich 2b	4	1	1	1	Coggins rf	4	0	2	0
Blair cf	4	0	1	0	Davis dh	4	0	0	0
Davis dh	4	0	1	0	Williams 1b	3	0	0	0
Williams 1b	3	1	0	0	Blair cf	3	0	0	0
Baylor lf	3	1	1	0	Robinson 3b	4	0	2	0
Robinson 3b	4	1	2	1	Grich 2b	4	0	0	0
Etchebarren c	4	1	2	3	Etchebarren c	3	0	1	0
Belanger ss	4	0	0	0	Belanger ss	2	0	0	0
Palmer p	0	0	0	0	Crowley ph	1	0	0	0
Reynolds p	0	0	0	0	Baker ss	0	0	0	0
Watt p	0	0	0	0	Alexander p	0	0	0	0
G. Jackson p	0	0	0	0	Palmer p	0	0	0	0
Totals	32	5	8	5	Totals	31	0	5	0

Oakland	ab	r	h	bi	Oakland	ab	r	h	bi
Campaneris ss	4	0	1	0	Campaneris ss	4	0	1	0
Rudi lf	4	0	0	0	Rudi lf	4	0	1	1
Bando 3b	3	0	0	0	Bando 3b	4	0	1	0
Jackson rf	4	0	1	0	Jackson cf	4	0	1	0
Tenace 1b-c	3	2	1	0	Tenace 1b	3	1	1	0
Davalillo cf	3	1	2	0	Davalillo cf	2	1	1	1
Mangual ph-cf	1	0	0	0	Alou dh	3	0	1	1
Johnson dh	2	0	0	0	Fosse c	3	1	0	0
Borque dh	0	0	0	0	Green 2b	2	0	0	0
Andrews dh-1b	1	0	0	0	Hunter p	0	0	0	0
Fosse c	2	1	1	3	Totals	29	3	7	3
Lewis pr	0	0	0	0					
Kubiak 2b	0	0	0	0	Baltimore	000	000	000	0 5 2
Green 2b	3	0	1	1	Oakland	001	200	00x	3 7 0
Alou ph	1	0	0	0					
Fingers p	0	0	0	0					
Blue p	0	0	0	0					
Totals	31	4	7	4					

E – Robinson, Bumbry. **DP** – Baltimore
 1. **LOB** – Baltimore 7, Oakland 5. **2B**
 – Etchebarren, Coggins, Campaneris,
 Robinson. **3B** – Davalillo. **SB** – Bumbry.
S – Green.

Baltimore	000	000	410	5	7	0
Oakland	030	001	000	4	8	0

DP – Oakland 2. **LOB** – Baltimore 4,
 Oakland 8. **2B** – Tenace, Fosse, Green,
 Robinson. **HR** – Etchebarren, Grich. **S** –
 Rudi. **SF** – Fosse.

Baltimore	ip	h	r	er	bb	so
Palmer	1.1	4	3	3	2	2
Reynolds	4.2	3	1	1	2	3
Watt	0.1	0	0	0	0	0
G. Jackson (W)	2.2	0	0	0	1	0
Oakland	ip	h	r	er	bb	so
Blue	6.1	5	4	4	3	1
Fingers (L)	2.2	3	1	1	1	3

Baltimore	ip	h	r	er	bb	so
Alexander (L)	3.2	5	3	2	0	1
Palmer	4.1	2	0	0	1	1
Oakland	ip	h	r	er	bb	so
Hunter (W)	9.0	5	0	0	2	1

HBP – by Hunter (Blair), by Alexander
 (Tenace).
T – 2:11. **A** – 24,265
Umpires – Haller, Chylak, Maloney,
 Odom, Anthony and McCoy.

HBP – by Watt (Bando).
T – 2:31. **A** – 27,497
Umpires – Chylak, Haller, Maloney,
 Odom, Anthony and McCoy.

1973 WORLD SERIES

The A's win their second consecutive World Championship, winning Games 6 and 7 to defeat the New York Mets, 4 games to 3. Reggie Jackson was named MVP of the series after hitting .310 with a home run and six RBI and Ken Holtzman was the winning pitcher in two of the A's four victories. The series also featured the "firing" of Mike Andrews by A's owner Charlie Finley after his two 12th inning errors in Game 2 helped the Mets to a 10-7 win. Andrews did make another appearance in the series, grounding out as a pinch hitter in Game 4.

Holtzman picks up the win in the A's 2-1 victory in Game 1. The A's collect just three hits off Mets starter Jon Matlack but all come in the third inning as Holtzman doubles and scores on an error and Joe Rudi has a RBI single. The Mets score four runs off Rollie Fingers in the 12th inning of Game 2 to defeat the A's 10-7, but only one run was earned as Andrews committed two errors. Game 3 went 11 innings but the A's won 3-2 on a RBI single by Campy Campaneris in the top of the 11th. The A's lost Game 4, 6-1 as Rusty Staub was a perfect 4 for 4 to even the series at two games apiece. Jerry Koosman and Tug McGraw then combined to three-hit the A's in a 2-0 win in Game 5 but the A's came back to win the final two games in Oakland. In Game 6, Reggie Jackson doubled twice, singled and drove in two runs in the A's 3-1 victory. The A's had gone the entire series without a home run before Campaneris hit a two-run home run in the third inning in Game 2. Jackson added a two-run homer later in the inning and Darold Knowles retired Wayne Garrett with runners on first and third in the ninth to save the A's 5-2 win.

FINAL STATISTICS

PLAYER	AVG	G	AB	R	H	TB	2B	3B	HR	RBI	SH	SF	HP	BB	IBB	SO	SB	CS	DP	E	SLG	OBP
Alou	.158	7	19	0	3	4	1	0	0	3	0	1	0	0	0	0	0	0	0	0	.211	.150
Andrews	.000	2	3	0	0	0	0	0	0	0	0	0	0	1	0	1	0	0	0	2	.000	.250
Bando	.231	7	26	5	6	9	1	1	0	1	1	0	0	4	1	7	0	0	0	1	.346	.333
Blue	.000	2	4	0	0	0	0	0	0	0	0	0	0	0	0	4	0	0	0	0	.000	.000
Bourque	.500	2	2	0	1	1	0	0	0	0	0	0	0	0	0	0	0	0	0	0	.500	.500
Campaneris	.290	7	31	6	9	14	0	1	1	3	0	0	2	1	0	7	3	0	0	1	.452	.353
Conigliaro	.000	3	3	0	0	0	0	0	0	0	0	0	0	0	0	1	0	0	0	0	.000	.000
Davalillo	.091	6	11	0	1	1	0	0	0	0	0	0	0	2	0	1	0	0	0	0	.091	.231
Fingers	.333	6	3	0	1	1	0	0	0	0	0	0	0	0	0	1	0	0	0	0	.333	.333
Fosse	.158	7	19	0	3	4	1	0	0	0	0	0	0	1	1	4	0	0	0	0	.211	.200
Green	.063	7	16	0	1	1	0	0	0	0	0	0	0	1	0	6	0	1	0	1	.063	.118
Holtzman	.667	3	3	2	2	4	2	0	0	0	0	0	0	0	0	0	0	0	0	0	1.333	.667
Hunter	.000	2	5	0	0	0	0	0	0	0	0	0	0	0	0	3	0	0	0	1	.000	.000
Jackson	.310	7	29	3	9	17	3	1	1	6	0	0	0	2	0	7	0	0	1	0	.586	.355
Johnson	.300	6	10	0	3	4	1	0	0	0	0	0	0	1	0	4	0	0	0	0	.400	.364
Knowles	—	0	0	0	0	0	0	0	0	0	0	0	0	0	0	0	0	0	0	1	—	—
Kubiak	.000	4	3	1	0	0	0	0	0	0	0	0	0	1	0	1	0	0	0	0	.000	.250
Lewis	—	3	0	1	0	0	0	0	0	0	0	0	0	0	0	0	0	0	0	0	—	—
Lindblad	.000	3	1	0	0	0	0	0	0	0	0	0	0	0	0	0	0	0	0	0	.000	.000
Mangual	.000	5	6	0	0	0	0	0	0	0	0	0	0	0	0	3	0	0	0	0	.000	.000
Odom	.000	3	1	0	0	0	0	0	0	0	0	0	0	0	0	1	0	0	0	0	.000	.000
Rudi	.333	7	27	3	9	11	2	0	4	1	0	0	0	3	0	4	0	1	0	0	.407	.400
Tenace	.158	7	19	0	3	4	1	0	0	3	0	0	0	11	1	7	0	2	1	2	.211	.467
Totals	.212	7	241	21	51	75	12	3	2	20	2	1	2	28	3	62	3	4	2	9	.311	.298

PITCHER	W	L	ERA	G	GS	CG	GF	SHO	SV	IP	H	R	ER	HR	HB	BB	IBB	SO	WP	BK	AVG
Blue	0	1	4.91	2	2	0	0	0	0	11.0	10	6	6	2	0	3	0	8	1	0	.222
Fingers	0	1	0.66	6	0	0	3	0	2	13.2	13	5	1	0	1	4	1	8	0	0	.250
Holtzman	2	1	4.22	3	3	0	0	0	10.2	13	5	5	1	0	5	0	6	0	0	0	.310
Hunter	1	0	2.03	2	2	0	0	0	13.1	11	3	3	1	0	4	1	6	1	0	0	.212
Knowles	0	0	0.00	7	0	0	2	0	2	6.1	4	1	0	0	1	5	2	5	0	0	.167
Lindblad	1	0	0.00	3	0	0	2	0	0	3.1	4	0	0	0	0	1	1	1	0	0	.250
Odom	0	0	3.86	2	0	0	0	0	0	4.2	5	2	2	0	0	2	0	2	1	0	.294
Pina	0	0	0.00	2	0	0	0	0	0	3.0	6	2	0	0	1	2	1	0	0	0	.462
Totals	4	3	2.32	7	7	0	7	0	4	66.0	66	24	17	4	3	26	6	36	3	0	.253

Game 1 — October 13
Oakland 2, New York 1

Game 2 — October 14
New York 10, Oakland 7 (12)

New York	ab	r	h	bi
Garrett 3b	5	0	0	0
Millan 2b	4	0	1	0
Mays cf	4	0	1	0
Jones lf	4	1	2	0
Milner 1b	4	0	2	1
Grote c	4	0	0	0
Hahn rf	2	0	0	0
Kranepool ph	1	0	0	0
Harrelson ss	2	0	0	0
Hodges ph	0	0	0	0
Martinez pr	0	0	0	0
Matlack p	0	0	0	0
Boswell ph	1	0	1	0
McGraw p	0	0	0	0
Beauchamp ph	1	0	0	0
Totals	32	1	7	1

Oakland	ab	r	h	bi
Campaneris ss	4	1	1	0
Rudi lf	3	0	1	1
Bando 3b	3	0	1	1
Jackson cf-ff	3	0	0	0
Tenace 1b	3	0	0	0
Alou rf	3	0	0	0
Davalillo cf	0	0	0	0
Fosse c	3	0	0	0
Green 2b	2	0	0	0
Holtzman p	1	1	1	0
Mangual ph	1	0	0	0
Fingers p	1	0	0	0
Knowles p	0	0	0	0
Totals	27	2	4	1

New York	000	100	000	1	7	2
Oakland	002	000	00x	2	4	0

E – Millan, Mays. **DP** – Oakland 2. **LOB** – New York 9, Oakland 5. **2B** – Holtzman, Jones. **3B** – Millan. **SB** – Campaneris. **CS** – Green. **S** – Matlack, Rudi.

New York	ip	h	r	er	bb	so
Matlack (L)	6.0	3	2	2	2	3
McGraw	2.0	1	0	0	1	1
Oakland	ip	h	r	er	bb	so
Holtzman (W)	5.0	4	1	1	3	2
Fingers	3.1	3	0	0	1	3
Knowles (Sv)	0.2	0	0	0	0	0

PB – Fosse.

T – 2:26. **A** – 46,021

Umpires – Springstead, Donatelli, Neudecker, Pryor, Goetz and Wendelstedt.

New York	ab	r	h	bi
Garrett 3b	6	1	1	1
Millan 2b	6	0	0	0
Staub rf	5	0	1	0
Mays pf-cf	2	1	1	1
Jones lf	5	3	3	1
Milner 1b	6	1	2	0
Grote c	6	1	2	0
Hahn cf-rf	7	1	1	1
Harrelson ss	6	1	3	1
Koosman p	1	0	0	0
Sadecki p	0	0	0	0
Theodore ph	1	0	0	0
Parker p	0	0	0	0
Beauchamp ph	1	0	0	0
McGraw p	2	1	1	0
Stone p	0	0	0	0
Totals	54	10	15	5

Oakland	ab	r	h	bi
Campaneris ss	6	2	1	0
Rudi lf	5	1	2	1
Bando 3b	5	2	1	1
Jackson cf	6	1	4	2
Tenace 1b	3	0	1	1
Alou rf	6	0	3	2
Fosse c	5	0	0	0
Green 2b	2	0	0	0
Mangual ph	1	0	0	0
Kubiak 2b	0	0	0	0
Andrews ph-2b	2	0	0	0
Blue p	2	0	0	0
Pina p	0	0	0	0
Knowles p	0	0	0	0
Conigliaro ph	1	0	0	0
Odom p	0	0	0	0
Johnson ph	1	0	1	0
Lewis pr	0	1	0	0
Fingers p	1	0	0	0
Lindblad p	0	0	0	0
Davalillo ph	1	0	0	0
Totals	47	7	13	7

New York	011	004	000	004	1015	1
Oakland	210	000	102	001	713	5

E – Koosman, Bando, Tenace, Andrews 2, Knowles. **DP** – New York 1, Oakland 1. **LOB** – New York 15, Oakland 12. **2B** – Rudi, Alou, Jackson, Johnson, Harrelson. **3B** – Bando, Campaneris, Jackson. **HR** – Jones (off Blue), Garrett (off Blue). **SB** – Campaneris. **CS** – Rudi, Tenace. **S** – McGraw.

New York	ip	h	r	er	bb	so
Koosman	2.1	6	3	3	3	4
Sadecki	1.2	0	0	0	0	3
Parker	1.0	1	0	0	0	0
McGraw (W)	6.0	5	4	4	3	8
Stone (Sv)	1.0	1	0	0	1	0
Oakland	ip	h	r	er	bb	so
Blue	5.1	4	4	4	2	4
Pina	0.0	2	2	0	0	0
Knowles	1.2	1	0	0	2	2
Odom	2.0	2	0	0	0	2
Fingers (L)	2.2	6	4	1	0	2
Lindblad	0.1	0	0	0	0	0

Pina pitched to three batters in the 6th. McGraw pitched to two batters in the 12th.

HBP – by Pina (Grote), by McGraw (Campaneris), by Fingers (Jones).

T – 4:13. **A** – 49,151

Umpires – Donatelli, Neudecker, Pryor, Goetz, Wendelstedt and Springstead.

Game 3 — October 16
Oakland 3, New York 2 (11)

Game 4 — October 17
New York 6, Oakland 1

Game 5 — October 18
New York 2, Oakland 0

Oakland	ab	r	h	bi
Campaneris ss	6	1	3	1
Rudi lf	5	0	2	1
Bando 3b	4	1	2	0
Jackson rf	5	0	0	0
Tenace 1b-c	3	0	1	1
Davalillo cf-1b	5	0	1	0
Fosse c	2	0	0	0
Borque ph-1b	2	0	1	0
Lewis pr	0	0	0	0
Lindblad p	1	0	0	0
Fingers p	0	0	0	0
Green 2b	2	0	0	0
Alou ph	1	0	0	0
Kubiak 2b	1	1	0	0
Hunter p	2	0	0	0
Johnson ph	1	0	0	0
Knowles p	0	0	0	0
Mangual ph-cf	2	0	0	0
Totals	42	3	10	3

New York	ab	r	h	bi
Garrett 3b	4	1	2	1
Millan 2b	5	1	2	0
Staub rf	6	0	2	0
Jones lf	5	0	0	0
Milner 1b	3	0	1	0
Grote c	5	0	0	0
Hahn cf	5	0	1	0
Harrelson ss	5	0	2	0
Seaver p	3	0	0	0
Beauchamp ph	1	0	0	0
Sadecki p	0	0	0	0
McGraw p	0	0	0	0
Mays ph	1	0	0	0
Parker p	0	0	0	0
Totals	43	2	10	1

Oakland	000	001	010	01	310	1
New York	200	000	000	00	210	2

E – Hunter, Millan 2. **LOB** – Oakland 10, New York 14. **2B** – Rudi, Hahn, Bando, Tenace, Staub. **HR** – Garrett (off Hunter). **SB** – Campaneris. **S** – Bando, Millan.

Oakland	ip	h	r	er	bb	so
Hunter	6.0	7	2	2	3	5
Knowles	2.0	0	0	0	1	0
Lindblad (W)	2.0	3	0	0	1	0
Fingers (Sv)	1.0	0	0	0	0	0
New York	ip	h	r	er	bb	so
Seaver	8.0	7	2	2	1	12
Sadecki	0.0	1	0	0	0	0
McGraw	2.0	1	0	0	1	1
Parker (L)	1.0	1	1	0	1	1

Sadecki pitched to two batters in the 9th. Lindblad pitched to one batter in the 11th.

WP – Hunter. **PB** – Grote.

T – 3:15. **A** – 54,817

Umpires – Neudecker, Pryor, Goetz, Wendelstedt, Springstead and Donatelli.

Oakland	ab	r	h	bi
Campaneris ss	4	0	0	0
Rudi lf	4	0	1	0
Bando 3b	3	1	0	0
Jackson cf	4	0	1	0
Tenace 1b	3	0	1	1
Alou rf	4	0	0	0
Fosse c	4	0	1	0
Green 2b	1	0	0	0
Mangual ph	1	0	0	0
Kubiak 2b	1	0	0	0
Johnson ph	1	0	1	0
Holtzman p	0	0	0	0
Odum p	1	0	0	0
Knowles p	0	0	0	0
Conigliaro ph	1	0	0	0
Pina p	0	0	0	0
Andrews ph	1	0	0	0
Lindblad p	0	0	0	0
Davalillo ph	0	0	0	0
Totals	33	1	5	1

New York	ab	r	h	bi
Garrett 3b	4	2	1	0
Millan 2b	5	1	1	0
Staub rf	4	1	4	5
Jones lf	3	0	1	0
Theodore lf	1	0	0	0
Milner 1b	3	0	0	0
Grote c	4	0	3	0
Hahn cf	4	1	1	0
Harrelson ss	2	1	1	0
Matlack p	3	0	1	0
Sadecki p	0	0	0	0
Totals	33	6	13	5

Oakland	000	100	000	1	5	1
New York	300	300	00x	6	13	1

E – Green, Garrett. **DP** – Oakland 4. **LOB** – Oakland 9, New York 10. **HR** – Staub (off Holtzman).

Oakland	ip	h	r	er	bb	so
Holtzman (L)	0.1	4	3	3	1	0
Odum	2.2	3	2	2	2	0
Knowles	1.0	1	1	0	1	1
Pina	3.0	4	0	0	2	0
Lindblad	1.0	1	0	0	0	1
New York	ip	h	r	er	bb	so
Matlack (W)	8.0	3	1	0	2	5
Sadecki (Sv)	1.0	2	0	0	1	2

Odum pitched to two batters in the 4th. **WP** – Odum. **HBP** – by Knowles (Garrett), by Matlack (Campaneris).

T – 2:41. **A** – 54,817

Umpires – Pryor, Goetz, Wendelstedt, Springstead, Donatelli and Neudecker.

Oakland	ab	r	h	bi
Campaneris ss	3	0	1	0
Rudi lf	4	0	0	0
Bando 3b	3	0	1	0
Jackson cf	3	0	0	0
Tenace 1b	1	0	0	0
Odum pr	0	0	0	0
Bourque 1b	0	0	0	0
Alou rf	4	0	0	0
Fosse c	4	0	1	0
Green 2b	2	0	0	0
Johnson ph	0	0	0	0
Lewis pr	0	0	0	0
Kubiak 2b	1	0	0	0
Blue p	2	0	0	0
Knowles p	0	0	0	0
Mangual ph	1	0	0	0
Fingers p	0	0	0	0
Conigliaro ph	1	0	0	0
Totals	29	0	3	0

New York	ab	r	h	bi
Garrett 3b	3	0	0	0
Millan 2b	4	0	0	0
Staub rf	3	0	1	0
Jones lf	4	1	2	0
Milner 1b	4	0	2	1
Grote c	3	1	1	0
Hahn cf	4	0	1	1
Harrelson ss	2	0	0	0
Koosman p	3	0	0	0
McGraw p	1	0	0	0
Totals	31	2	7	2

Oakland	000	000	000	0	3	1
New York	010	001	00x	2	7	1

E – Campaneris, Garrett. **DP** – New York 1. **LOB** – Oakland 9, New York 10. **2B** – Jones, Fosse. **3B** – Hahn. **S** – Grote.

Oakland	ip	h	r	er	bb	so
Blue (L)	5.2	6	2	2	1	4
Knowles	0.1	0	0	0	1	1
Fingers	2.0	1	0	0	2	1
New York	ip	h	r	er	bb	so
Koosman (W)	6.1	3	0	0	4	4
McGraw (Sv)	2.2	0	0	0	3	3

WP – Blue.

T – 2:39. **A** – 54,817

Umpires – Goetz, Wendelstedt, Springstead, Donatelli, Neudecker and Pryor.

Game 6 — October 20
Oakland 3, New York 1

Game 7 — October 21
Oakland 5, New York 2

New York	ab	r	h	bi
Garrett 3b	3	0	1	0
Millan 2b	4	0	1	1
Staub rf	4	0	1	0
Jones lf	4	0	0	0
Milner 1b	4	0	1	0
Grote c	4	0	1	0
Hahn cf	3	0	0	0
Kranepool ph	1	0	0	0
Harrelson ss	3	0	0	0
Seaver p	2	0	0	0
Boswell ph	1	1	1	0
McGraw p	0	0	0	0
Totals	33	1	6	1

Oakland	ab	r	h	bi
Campaneris ss	4	0	0	0
Rudi lf	3	1	1	0
Bando 3b	4	1	1	0
Jackson rf-cf	4	1	3	2
Tenace c-1b	3	0	0	0
Davalillo cf	2	0	0	0
Alou ph	0	0	0	1
Johnson 1b	4	0	1	0
Fosse c	0	0	0	0
Green 2b	3	0	1	0
Hunter p	3	0	0	0
Knowles p	0	0	0	0
Fingers p	0	0	0	0
Totals	30	3	7	3

New York	000	000	010	1	6	2
Oakland	101	000	01x	3	7	0

E – Garrett, Hahn. **DP** – New York 1.
LOB – New York 6, Oakland 7. **2B** –
Jackson 2. **CS** – Tenace. **SF** – Alou.

New York	ip	h	r	er	bb	so
Seaver (L)	7.0	6	2	2	2	6
McGraw	1.0	1	1	0	1	1
Oakland	ip	h	r	er	bb	so
Hunter (W)	7.1	4	1	1	1	1
Knowles	0.1	2	0	0	0	1
Fingers (Sv)	1.1	0	0	0	0	0

WP – Seaver.
T – 2:07. **A** – 49,333
Umpires – Wendelstedt, Springstead,
Donatelli, Neudecker, Pryor and Goetz.

New York	ab	r	h	bi
Garrett 3b	5	0	0	0
Millan 2b	4	1	1	0
Staub rf	4	0	2	1
Jones lf	3	0	0	0
Milner 1b	3	1	0	0
Grote c	4	0	1	0
Hahn cf	4	0	3	0
Harrelson ss	4	0	0	0
Mattack p	1	0	0	0
Parker p	0	0	0	0
Beauchamp ph	1	0	0	0
Sadecki p	0	0	0	0
Bowell ph	1	0	1	0
Martinez pr	0	0	0	0
Totals	35	2	8	1

Oakland	ab	r	h	bi
Campaneris ss	4	2	3	2
Rudi lf	3	1	2	1
Bando 3b	4	0	0	0
Jackson cf-ff	4	1	1	2
Tenace c-1b	3	0	0	0
Alou rf	1	0	0	0
Davalillo ph-cf	3	0	0	0
Johnson 1b	3	0	0	0
Fosse c	1	0	1	0
Green 2b	4	0	0	0
Holtzman p	2	1	1	0
Fingers p	1	0	1	0
Knowles p	0	0	0	0
Totals	55	5	9	5

New York	000	001	001	2	8	1
Oakland	004	010	00x	5	9	1

E – Jones, Tenace. **DP** – Oakland 1. **LOB** –
New York 8, Oakland 6. **2B** – Holtzman,
Millan, Staub. **HR** – Campaneris (off Mat-
tack), Jackson (off Mattack).

New York	ip	h	r	er	bb	so
Mattack (L)	2.2	4	4	4	1	3
Parker	1.1	0	0	0	0	1
Sadecki	2.0	2	1	1	0	1
Stone	2.0	3	0	0	0	3
Oakland	ip	h	r	er	bb	so
Holtzman (W)	5.1	5	1	1	1	4
Fingers	3.1	3	1	0	1	2
Knowles (Sv)	0.1	0	0	0	0	0

T – 2:37. **A** – 49,333
Umpires – Springstead, Donatelli,
Neudecker, Pryor, Goetz and Wendel-
stedt.

1974 ALCS

The A's and Orioles square off in the American League Championship Series for the third time in the last four years and the A's win their third straight American League Pennant, defeating the Orioles 3 games to 1. Pitching was the key as Vida Blue, Ken Holtzman and Blue Moon Odom combined for 21.1 innings of scoreless pitching. Ray Fosse paced the A's offense with a .333 batting average, one home run and three RBI.

The A's lose Game 1 of the series, 6-3 as Paul Blair, Brooks Robinson and Bobby Grich all homer off A's starter Catfish Hunter. Ken Holtzman gets the A's back on track in Game 2 with a five-hit shutout in the A's 5-0 win and Ray Fosse adds three hits and three RBI. Game 3 is a pitchers duel between ALCS MVP Vida Blue and Jim Palmer and Blue comes out on the winning end when Sal Bando hits a solo home run in the fourth inning for the only run of the game. Palmer would allow just three other hits but Blue allowed just two and did not walk a batter. Jim Hunter tosses seven scoreless innings in Game 5 and A's pitchers extend their scoreless streak to 30 innings before Rollie Fingers allows a run in the ninth in the A's 2-1 win. The A's collect just one hit but walk 11 times.

FINAL STATISTICS

PLAYER	AVG	G	AB	R	H	TB	2B	3B	HR	RBI	SH	SF	HP	BB	IBB	SO	SB	CS	DP	E	SLG	OBP
Alou	1.000	1	1	0	1	1	0	0	0	0	0	0	0	0	0	0	0	0	0	0	1.000	1.000
Bando	.231	4	13	4	3	9	0	0	2	2	0	0	0	4	0	0	0	0	0	0	.692	.412
Campaneris	.176	4	17	0	3	3	0	0	0	3	0	1	0	0	0	3	1	1	1	0	.176	.167
Fosse	.333	4	12	1	4	8	1	0	1	3	1	0	0	1	0	2	0	0	0	0	.667	.385
Green	.222	4	9	0	2	2	0	0	0	1	0	0	0	2	0	1	0	0	0	2	.222	.364
Holt	—	2	0	0	0	0	0	0	0	0	0	0	0	1	1	0	0	0	0	0	—	1.000
Jackson	.167	4	12	0	2	3	1	0	0	1	0	0	0	5	0	2	0	0	0	0	.250	.412
Mangual	.250	1	4	0	1	1	0	0	0	0	0	0	0	0	0	0	0	0	0	0	.250	.250
Maxvill	.000	1	1	0	0	0	0	0	0	0	0	0	0	0	0	1	0	0	0	0	.000	.000
North	.063	4	16	3	1	2	1	0	0	0	0	0	0	2	0	1	1	0	0	0	.125	.167
Rudi	.154	4	13	0	2	4	0	1	0	1	0	0	0	3	2	2	0	0	0	0	.308	.313
Tenace	.000	4	11	1	0	0	0	0	0	1	0	0	0	4	0	4	1	0	1	0	.000	.267
Trillo	—	1	0	1	0	0	0	0	0	0	0	0	0	0	0	0	0	0	0	0	—	—
Washington, C	.273	4	11	1	3	4	1	0	0	0	0	0	1	0	0	0	0	0	1	0	.364	.333
Washington, W	—	2	0	0	0	0	0	0	0	0	0	0	0	0	0	0	2	0	0	0	—	—
Totals	.183	4	120	11	22	37	4	1	3	11	2	1	1	22	3	16	3	3	3	2	.308	.313

PITCHER	W	L	ERA	G	GS	CG	GF	SHO	SV	IP	H	R	ER	HR	HB	BB	IBB	SO	WP	BK	AVG
Blue	1	0	0.00	1	1	1	0	1	0	9.0	2	0	0	0	0	0	0	7	0	0	.067
Fingers	0	0	3.00	2	0	0	2	0	1	3.0	3	1	1	0	0	1	0	3	0	0	.250
Holtzman	1	0	0.00	1	1	1	0	1	0	9.0	5	0	0	0	0	2	0	3	0	0	.167
Hunter	1	1	4.63	2	2	0	0	0	0	11.2	11	6	6	3	0	2	0	6	0	0	.268
Odom	0	0	0.00	1	0	0	0	0	0	3.1	1	0	0	0	0	0	0	1	0	0	.091
Totals	3	1	1.75	4	4	2	2	2	1	36.0	22	7	7	3	0	5	0	20	0	0	.177

Game 1 — October 5
Baltimore 6, Oakland 3

Game 2 — October 6
Oakland 5, Baltimore 0

Game 3 — October 8
Oakland 1, Baltimore 0

Baltimore	ab	r	h	bi
Coggins rf	4	0	0	0
Blair cf	4	2	2	2
Grich 2b	4	2	2	2
Davis dh	4	0	2	1
Powell 1b	4	0	0	0
Baylor lf	4	0	2	0
Robinson 3b	4	1	1	1
Hendricks c	4	1	1	0
Belanger ss	3	0	0	0
Cuellar p	0	0	0	0
Grimsley p	0	0	0	0
Totals	35	6	10	6

Oakland	ab	r	h	bi
North cf	5	2	1	0
Campaneris ss	4	0	3	3
Jackson rf	4	0	0	0
Bando 3b	4	0	1	0
Rudi lf	4	0	0	0
Tenace 1b	3	0	0	0
Mangual dh	4	0	1	0
Fosse c	2	0	1	0
Alou ph	1	0	1	0
Trillo pr	0	1	0	0
Green 2b	2	0	0	0
C. Washington ph	1	0	1	0
Hunter p	0	0	0	0
Odom p	0	0	0	0
Fingers p	0	0	0	0
Totals	34	3	9	3

Baltimore	100	140	000	6	10	0
Oakland	001	010	001	3	9	0

DP – Oakland 1. **LOB** – Baltimore 3, Oakland 9. **2B** – Grich, North, C. Washington. **HR** – Blair, Robinson, Grich. **SB** – North, Campaneris. **S** – Belanger. **SF** – Campaneris.

Baltimore	ip	h	r	er	bb	so
Cuellar (W)	8.0	9	3	3	4	4
Grimsley	1.0	0	0	0	0	0
Oakland	ip	h	r	er	bb	so
Hunter (L)	4.2	8	6	6	0	3
Odom	3.1	1	0	0	0	1
Fingers	1.0	1	0	0	0	1

Cuellar pitched to two batters in the 9th.

PB – Fosse.

T – 2:29. **A** – 41,609

Umpires – Napp, Neudecker, Goetz, Phillips, Springstead and Deegan.

Baltimore	ab	r	h	bi
Belanger ss	3	0	0	0
Motton ph	1	0	0	0
Baker ss	0	0	0	0
Blair cf	3	0	1	0
Grich 2b	4	0	0	0
Davis dh	4	0	1	0
Baylor lf	4	0	0	0
Robinson 3b	2	0	0	0
Williams 1b	3	0	0	0
Cabell rf	3	0	1	0
Etchebarren c	3	0	2	0
Bumbry pr	0	0	0	0
Hendricks c	0	0	0	0
McNally p	0	0	0	0
Garland p	0	0	0	0
Reynolds p	0	0	0	0
G. Jackson p	0	0	0	0
Totals	30	0	5	0

Oakland	ab	r	h	bi
Campaneris ss	4	0	0	0
North cf	2	1	0	0
Bando 3b	3	1	1	1
Jackson dh	3	0	0	0
H. Washington pr	0	0	0	0
Rudi lf	4	0	2	1
Tenace 1b	3	1	0	0
C. Washington rf	4	1	1	0
Fosse c	4	1	3	3
Green 2b	1	0	1	0
Holt ph	0	0	0	0
Odom pr	0	0	0	0
Maxwill 2b	1	0	0	0
Holtzman p	0	0	0	0
Totals	29	5	8	5

Baltimore	000	000	000	0	5	2
Oakland	000	101	03x	5	8	0

E – Grich, Baker. **DP** – Baltimore 2, Oakland 2. **LOB** – Baltimore 5, Oakland 7. **2B** – Fosse. **3B** – Rudi. **HR** – Bando, Fosse. **SB** – Tenace. **S** – Green.

Baltimore	ip	h	r	er	bb	so
McNally (L)	5.2	6	2	1	2	2
Garland	0.2	1	0	0	1	0
Reynolds	1.1	0	1	0	3	1
G. Jackson	0.1	1	2	0	0	1
Oakland	ip	h	r	er	bb	so
Holtzman (W)	9.0	5	0	0	2	3

WP – McNally.

T – 2:23. **A** – 42,810

Umpires – Neudecker, Goetz, Phillips, Springstead, Deegan and Napp.

Oakland	ab	r	h	bi
Campaneris ss	4	0	0	0
North cf	4	0	0	0
Bando 3b	4	1	1	1
Jackson dh	4	0	1	0
Rudi lf	4	0	0	0
Tenace 1b	2	0	0	0
H. Washington pr	0	0	0	0
Holt 1b	0	0	0	0
C. Washington rf	2	0	1	0
Fosse c	2	0	0	0
Green 2b	3	0	1	0
Blue p	0	0	0	0
Totals	29	1	4	1

Baltimore	ab	r	h	bi
Coggins rf	3	0	0	0
Cabell ph	1	0	0	0
Blair cf	4	0	0	0
Grich 2b	4	0	1	0
Davis dh	3	0	0	0
Baylor lf	3	0	1	0
Robinson 3b	3	0	0	0
Williams 1b	3	0	0	0
Etchebarren c	3	0	0	0
Belanger ss	3	0	0	0
Palmer p	0	0	0	0
Totals	30	0	2	0

Oakland	000	100	000	1	4	2
Baltimore	000	000	000	0	2	1

E – Williams, Green 2. **DP** – Baltimore 1. **LOB** – Oakland 4, Baltimore 3. **HR** – Bando. **S** – Fosse.

Oakland	ip	h	r	er	bb	so
Blue (W)	9.0	2	0	0	0	7
Baltimore	ip	h	r	er	bb	so
Palmer (L)	9.0	4	1	1	1	4

HBP – by Palmer (C. Washington).

T – 1:57. **A** – 32,060

Umpires – Goetz, Phillips, Springstead, Deegan, Napp and Neudecker.

Game 4 — October 9
Oakland 2, Baltimore 1

Oakland	ab	r	h	bi
Campaneris ss	5	0	0	0
North cf	5	0	0	0
Bando 3b	2	2	0	0
Jackson dh	1	0	1	1
Odom pr	0	0	0	0
Rudi lf	1	0	0	0
Tenace 1b	3	0	0	1
C. Washington rf	4	0	0	0
Fosse c	4	0	0	0
Green 2b	3	0	0	0
Hunter p	0	0	0	0
Fingers p	0	0	0	0
Totals	28	2	1	2

Baltimore	ab	r	h	bi
Coggins rf	4	0	0	0
Blair cf	3	1	1	0
Grich 2b	4	0	1	0
Davis dh	4	0	1	0
Cabell pr	0	0	0	0
Powell 1b	4	0	1	1
Palmer pr	0	0	0	0
Baylor lf	4	0	1	0
Robinson 3b	3	0	0	0
Hendricks c	2	0	0	0
Belanger ss	0	0	0	0
Bumbry ph	1	0	0	0
Baker ss	0	0	0	0
Cuellar p	0	0	0	0
Grimsley p	0	0	0	0
Totals	29	1	5	1

Oakland	000	010	100	2	1	0
Baltimore	000	000	001	1	5	1

E – Belanger. **DP** – Oakland 1, Baltimore 1. **LOB** – Oakland 10, Baltimore 5. **2B** – Jackson. **S** – Belanger.

Oakland	ip	h	r	er	bb	so
Hunter (W)	7.0	3	0	0	2	3
Fingers (Sv)	2.0	2	1	1	1	2
Baltimore	ip	h	r	er	bb	so
Cuellar (L)	4.2	0	1	1	9	2
Grimsley	4.1	1	1	1	2	2

WP – Cuellar.

T – 2:46. **A** – 28,136

Umpires – Phillips, Springstead, Deegan, Napp, Neudecker and Goetz.

1974 WORLD SERIES

The A's win their third consecutive World Championship to become the first team to win at least three straight since the New York Yankees won five straight, 1949-53. The A's defeated the Los Angeles Dodgers in five games in a series where four of the five games were decided by a 3-2 score. Bert Campaneris hit .353 in the series and Joe Rudi topped the A's with four RBI. World Series MVP Rollie Fingers had a win and two saves while posting a 1.93 ERA and the A's used just five pitchers the entire series.

The A's open the series with a 3-2 win as Rollie Fingers pitched 4.1 innings of relief for the win before Catfish Hunter comes on to strike out Joe Ferguson in the bottom of the ninth with the tying run at first base. The Dodgers even the series with a 3-2 win in Game 2 as Don Sutton shuts out the A's on four hits over the first eight innings. Joe Rudi has a two-run single in the ninth but the A's rally falls short. Hunter started Game 3 and kept the Dodgers off the board over the first seven innings in a 3-2 win. Ken Holtzman was the winning pitcher in the A's 5-2 win in Game 4 and he also contributed to the A's offense with a solo home run in the third inning. The A's trailed 2-1 entering the bottom of the sixth but scored four times, highlighted by Jim Holt's two-run pinch hit single. Rollie Fingers clinched his series MVP honors by pitching two scoreless innings for the save in the A's 3-2 win in Game 5. Joe Rudi homered to lead off the seventh inning to break a 2-2 tie.

FINAL STATISTICS

PLAYER	AVG	G	AB	R	H	TB	2B	3B	HR	RBI	SH	SF	HP	BB	IBB	SO	SB	CS	DP	E	SLG	OBP
Alou	.000	1	1	0	0	0	0	0	0	0	0	0	0	0	0	1	0	0	0	0	.000	.000
Bando	.063	5	16	3	1	1	0	0	0	2	0	1	1	2	0	5	0	0	0	0	.063	.200
Blue	.000	2	4	0	0	0	0	0	0	0	0	0	0	0	0	4	0	0	0	0	.000	.000
Campaneris	.353	5	17	1	6	8	2	0	0	2	2	0	1	0	0	2	1	1	0	2	.471	.389
Fingers	.000	4	2	0	0	0	0	0	0	0	0	0	0	0	0	1	0	0	0	0	.000	.000
Fosse	.143	5	14	1	2	5	0	0	1	1	0	0	0	1	0	5	0	0	0	0	.357	.200
Green	.000	5	13	1	0	0	0	0	0	1	1	0	0	1	0	4	0	0	0	1	.000	.071
Haney	—	2	0	0	0	0	0	0	0	0	0	0	0	0	0	0	0	0	0	0	—	—
Holt	.667	4	3	0	2	2	0	0	0	2	0	0	0	0	0	0	0	0	0	0	.667	.667
Holtzman	.500	2	4	2	2	6	1	0	1	1	0	0	0	1	0	1	0	0	0	0	1.500	.600
Hunter	.000	2	2	0	0	0	0	0	0	0	0	0	0	0	0	2	0	0	0	0	.000	.000
Jackson	.286	5	14	3	4	8	1	0	1	1	0	0	0	5	0	3	1	0	0	1	.571	.474
Mangual	.000	1	1	0	0	0	0	0	0	0	0	0	0	0	0	1	0	0	0	0	.000	.000
Maxvill	—	2	0	0	0	0	0	0	0	0	0	0	0	0	0	0	0	0	0	0	—	—
North	.059	5	17	3	1	1	0	0	0	0	1	0	0	2	0	5	1	1	1	1	.059	.158
Rudi	.333	5	18	1	6	9	0	0	1	4	1	0	0	0	0	3	0	0	1	0	.500	.333
Tenace	.222	5	9	0	2	2	0	0	0	0	1	0	0	3	0	4	0	0	1	0	.222	.417
Washington, C	.571	5	7	1	4	4	0	0	0	0	0	0	0	1	1	1	0	1	0	0	.571	.625
Washington, H	—	3	0	0	0	0	0	0	0	0	0	0	0	0	0	0	0	0	0	0	—	—
Totals	.211	5	142	16	30	46	4	0	4	14	7	1	2	16	1	42	3	3	3	5	.324	.298

PITCHER	W	L	ERA	G	GS	CG	GF	SHO	SV	IP	H	R	ER	HR	HB	BB	IBB	SO	WP	BK	AVG
Blue	0	1	3.29	2	2	0	0	0	0	13.2	10	5	5	1	0	7	0	9	0	0	.217
Fingers	1	0	1.93	4	0	0	3	0	2	9.1	8	2	2	2	1	2	0	6	0	0	.242
Holtzman	1	0	1.50	2	2	0	0	0	0	12.0	13	3	2	0	0	4	0	10	1	0	.277
Hunter	1	0	1.17	2	1	0	1	0	1	7.2	5	1	1	1	0	2	0	5	0	0	.179
Odom	1	0	0.00	2	0	0	1	0	0	1.1	0	0	0	0	0	1	0	2	0	0	.000
Totals	4	1	2.05	5	5	0	5	0	3	44.0	36	11	10	4	1	16	0	32	1	0	.228

Game 1 — October 12
Oakland 3, Los Angeles 2

Game 2 — October 13
Los Angeles 3, Oakland 2

Game 3 — October 15
Oakland 3, Los Angeles 2

Oakland	ab	r	h	bi
Campaneris ss	2	1	1	1
North cf	2	0	0	0
Bando 3b	4	0	0	0
Jackson rf	3	1	1	1
C. Washington rf	0	0	0	0
Rudi lf	4	0	2	0
Tenace 1b	3	0	1	0
Fosse c	3	0	0	0
Green 2b	3	0	0	0
Holt ph	1	0	0	0
Maxvill 2b	0	0	0	0
Holtzman p	1	1	1	0
Fingers p	2	0	0	0
Hunter p	0	0	0	0
Totals	28	3	6	2

Los Angeles	ab	r	h	bi
Lopes 2b	5	1	0	0
Buckner lf	5	0	2	0
Wynn cf	4	1	1	1
Garvey 1b	5	0	2	0
Paciorek pr	0	0	0	0
Ferguson rf-c	3	0	0	0
Cey 3b	3	0	1	0
Russell ss	4	0	1	0
Yeager c	3	0	1	0
Crawford ph	1	0	1	0
Messersmith p	3	0	2	0
Joshua ph ph	1	0	0	0
Marshall p	0	0	0	0
Totals	37	2	11	1

Oakland	010	010	010	3	6	2
Los Angeles	000	010	001	2	11	1

E – Campaneris, Jackson, Cey. **DP** – Oakland 1, Los Angeles 1. **LOB** – Oakland 6, Los Angeles 12. **2B** – Holtzman. **HR** – Jackson (off Messersmith), Wynn (off Fingers). **CS** – Buckner, North. **S** – Campaneris 2, North, Tenace.

Oakland	ip	h	r	er	bb	so
Holtzman	4.1	7	1	0	2	3
Fingers (W)	4.1	4	1	1	1	3
Hunter (Sv)	0.1	0	0	0	0	1
Los Angeles	ip	h	r	er	bb	so
Messersmith (L)	8.0	5	3	2	3	8
Marshall	1.0	1	0	0	1	1

WP – Messersmith. **HBP** – by Fingers (Ferguson).
T – 2:43. **A** – 55,974
Umpires – Gorman, Kunkel, Harvey, Denkinger, Olsen and Luciano.

Oakland	ab	r	h	bi
Campaneris ss	4	0	1	0
North cf	4	0	0	0
Haney c	0	0	0	0
Bando 3b	3	1	0	0
Jackson rf	3	1	2	0
Rudi lf	4	0	1	2
H. Washington pr	0	0	0	0
Tenace 1b	3	0	0	0
Fosse c	2	0	0	0
Alou ph	1	0	0	0
Odom p	0	0	0	0
Mangual ph	1	0	0	0
Green 2b	2	0	0	0
Holt ph	1	0	1	0
Maxvill pr	0	0	0	0
Blue p	2	0	0	0
C. Washington ph	1	0	1	0
Totals	31	2	6	2

Los Angeles	ab	r	h	bi
Lopes 2b	4	0	0	0
Buckner lf	4	0	0	0
Wynn cf	3	0	0	0
Garvey 1b	4	1	2	0
Ferguson rf	3	1	1	2
Cey 3b	3	1	0	0
Russell ss	3	0	1	0
Yeager c	3	0	2	1
Sutton p	2	0	0	0
Marshall p	0	0	0	0
Totals	29	3	6	3

Oakland	000	000	002	2	6	0
Los Angeles	010	002	00x	3	6	1

E – Russell. **DP** – Los Angeles 2. **LOB** – Oakland 5, Los Angeles 6. **2B** – Campaneris, Jackson. **HR** – Ferguson (off Blue). **SB** – Ferguson. **S** – Sutton.

Oakland	ip	h	r	er	bb	so
Blue (L)	7.0	6	3	3	2	5
Odom	1.0	0	0	0	1	2
Los Angeles	ip	h	r	er	bb	so
Sutton (W)	8.0	5	2	2	2	9
Marshall (Sv)	1.0	1	0	0	0	2

Sutton pitched to two batters in the 9th.
WP – Sutton. **HBP** – by Sutton (Bando).
T – 2:40. **A** – 55,989
Umpires – Kunkel, Harvey, Denkinger, Olsen, Luciano and Gorman.

Los Angeles	ab	r	h	bi
Lopes 2b	3	0	2	0
Buckner lf	4	1	1	1
Wynn cf	4	0	1	0
Garvey 1b	4	0	1	0
Crawford rf	4	1	1	1
Ferguson c	3	0	0	0
Auerbach pr	0	0	0	0
Cey 3b	4	0	0	0
Russell ss	4	0	1	0
Yeager c	3	0	2	0
Downing p	1	0	0	0
Brewer p	0	0	0	0
Lacy ph	1	0	0	0
Hough p	0	0	0	0
Joshua ph	1	0	0	0
Marshall p	0	0	0	0
Totals	33	2	7	2

Oakland	ab	r	h	bi
North cf	4	1	1	0
Campaneris ss	4	0	2	1
Bando 3b	3	1	0	0
Jackson rf	3	0	0	0
C. Washington rf	0	0	0	0
Rudi lf	4	0	1	1
Tenace 1b	2	0	1	0
H. Washington pr	0	0	0	0
Holt 1b	0	0	0	0
Fosse c	4	0	0	0
Green 2b	3	1	0	0
Hunter p	2	0	0	0
Fingers p	0	0	0	0
Totals	29	3	5	2

Los Angeles	000	000	011	2	7	2
Oakland	002	100	00x	3	5	2

E – Ferguson 2, Campaneris, Green. **DP** – Oakland 3. **LOB** – Los Angeles 6, Oakland 8. **2B** – Campaneris. **HR** – Buckner (off Hunter), Crawford (off Fingers). **SB** – Lopes 2, Jackson. **S** – Hunter.

Los Angeles	ip	h	r	er	bb	so
Downing (L)	3.2	4	3	1	4	3
Brewer	0.1	0	0	0	0	1
Hough	2.0	0	0	0	1	4
Marshall	2.0	1	0	0	0	1
Oakland	ip	h	r	er	bb	so
Hunter (W)	7.1	5	1	1	2	4
Fingers	1.2	2	1	1	0	1

WP – Hough.
T – 2:35. **A** – 49,347
Umpires – Harvey, Denkinger, Olsen, Luciano, Gorman and Kunkel.

Game 4 — October 16
Oakland 5, Los Angeles 2

Game 5 — October 17
Oakland 3, Los Angeles 2

Los Angeles	ab	r	h	bi	Los Angeles	ab	r	h	bi
Lopes 2b	4	0	0	0	Lopes 2b	2	1	0	0
Buckner lf	4	0	1	0	Buckner lf	3	0	1	0
Wynn cf	3	0	1	0	Wynn cf	2	0	0	1
Garvey 1b	4	1	2	0	Garvey 1b	4	0	1	1
Ferguson rf	3	1	0	0	Ferguson rf	4	0	1	0
Auerbach pr	0	0	0	0	Cey 3b	3	0	1	0
Cey 3b	4	0	1	0	Russell ss	3	0	0	0
Russell ss	4	0	1	2	Crawford ph	1	0	0	0
Yeager c	3	0	1	0	Yeager c	2	0	0	0
Joshua ph	1	0	0	0	Joshua ph	1	0	0	0
Messersmith p	1	0	0	0	Sutton p	1	0	0	0
Paciorek ph	1	0	0	0	Paciorek ph	1	1	1	0
Marshall p	0	0	0	0	Marshall p	0	0	0	0
Totals	32	2	7	2	Totals	27	2	5	2

Oakland	ab	r	h	bi	Oakland	ab	r	h	bi
Campaneris ss	3	0	0	0	Campaneris ss	4	0	2	0
North cf	3	1	0	0	North cf	4	1	0	0
Bando 3b	3	1	1	1	Bando 3b	3	0	0	1
Jackson rf	3	1	1	0	Jackson rf	2	0	0	0
Rudi 1b-1f	3	0	0	0	Rudi 1b-1f	3	1	2	1
C. Washington lf	3	1	2	0	C. Washington lf	3	0	1	0
Tenace 1b	0	0	0	0	Fingers p	0	0	0	0
Fosse c	2	0	1	0	Fosse c	3	1	1	1
Holt ph	1	0	1	2	Green 2b	3	0	0	0
H. Washington pr	0	0	0	0	Blue p	2	0	0	0
Haney c	0	0	0	0	Odum p	0	0	0	0
Green 2b	2	0	0	1	Tenace c	1	0	0	0
Holtzman p	3	1	1	1	Totals	28	3	6	3
Fingers p	0	0	0	0	Los Angeles	000	002	000	2 5 1
Totals	26	5	7	5	Oakland	110	000	10x	3 6 1

Los Angeles 000 200 000 2 7 1
 Oakland 001 004 00x 5 7 0

E – Messersmith. **DP** – Los Angeles 2, Oakland 1. **LOB** – Los Angeles 6, Oakland 4. **2B** – Buckner, Yeager, Wynn. **3B** – Russell. **HR** – Holtzman (off Messersmith). **CS** – Campaneris. **S** – Messersmith, Green, Rudi.

Los Angeles	ip	h	r	er	bb	so
Messersmith (L)	6.0	6	5	5	4	4
Marshall	2.0	1	0	0	0	2
Oakland	ip	h	r	er	bb	so
Holtzman (W)	7.2	6	2	2	2	7
Fingers (Sv)	1.1	1	0	0	0	2

WP – Holtzman. **HBP** – by Messersmith (Campaneris).

T – 2:17. **A** – 49,347

Umpires – Denkinger, Olsen, Luciano, Gorman, Kunkel and Harvey.

E – Yeager, North. **DP** – Oakland 1. **LOB** – Los Angeles 6, Oakland 3. **2B** – Paciorek. **HR** – Fosse (off Sutton), Rudi (off Marshall). **SB** – Campaneris, North. **CS** – Lopes, C. Washington. **S** – Buckner. **SF** – Bando, Wynn.

Los Angeles	ip	h	r	er	bb	so
Sutton	5.0	4	2	2	1	3
Marshall (L)	3.0	2	1	1	0	4
Oakland	ip	h	r	er	bb	so
Blue	6.2	4	2	2	5	4
Odum (W)	0.1	0	0	0	0	0
Fingers (Sv)	2.0	1	0	0	1	0

T – 2:23. **A** – 49,347

Umpires – Olsen, Luciano, Gorman, Kunkel, Harvey and Denkinger.

1975 ALCS

The A's streak of three consecutive American League Pennants is snapped by Boston as the Red Sox sweep the A's in three games. After posting a team ERA under 3.00 in each of the previous three ALCS wins, the A's team ERA in 1975 ballooned to 4.32. Sal Bando paced the A's offense with a .500 batting average and Reggie Jackson drove in three of the seven runs the A's scored in the series.

Luis Tiant pitched a three-hitter in Boston's 7-1 win in Game 1 at Fenway Park. Three A's errors led to two runs in the first inning but the A's still trailed just 2-0 before Boston scored five in the seventh. The A's took a 3-0 lead in Game 2, highlighted by a Reggie Jackson two-run home run in the first inning but Boston tied the game with three in the fourth off Vida Blue. Rollie Fingers then allowed three runs in four innings as the A's lost 6-3. The series moved to Oakland for Game 3 but the Red Sox built a 4-0 lead in a 5-3 win. The A's started their Game 1 starter, Ken Holtzman, and he allowed four runs in 4 2/3 innings.

FINAL STATISTICS

PLAYER	AVG	G	AB	R	H	TB	2B	3B	HR	RBI	SH	SF	HP	BB	IBB	SO	SB	CS	DP	E	SLG	OBP
Bando	.500	3	12	1	6	8	2	0	0	2	0	0	0	0	0	3	0	0	0	1	.667	.500
Campaneris	.000	3	11	1	0	0	0	0	0	0	0	0	0	1	0	1	0	0	0	0	.000	.083
Fosse	.000	1	2	0	0	0	0	0	0	0	0	0	0	0	0	1	0	0	0	0	.000	.000
Garner	.000	3	5	0	0	0	0	0	0	0	0	0	0	0	0	1	0	0	0	1	.000	.000
Harper	—	1	0	0	0	0	0	0	0	0	0	0	0	1	0	0	0	0	0	0	—	1.000
Holt	.333	3	3	0	1	2	1	0	0	0	0	0	0	0	0	0	0	0	0	0	.667	.333
Hopkins	—	1	0	0	0	0	0	0	0	0	0	0	0	0	0	0	0	0	0	0	—	—
Jackson	.417	3	12	1	5	8	0	0	1	3	0	0	0	0	0	2	0	0	0	0	.667	.417
Martinez	—	3	0	0	0	0	0	0	0	0	0	0	0	0	0	0	0	0	0	0	—	—
North	.000	3	10	0	0	0	0	0	0	1	0	0	0	2	0	0	0	0	0	1	.000	.167
Rudi	.250	3	12	1	3	5	2	0	0	0	0	0	0	0	0	1	0	0	1	0	.417	.250
Tenace	.000	3	9	0	0	0	0	0	0	0	0	0	0	3	0	2	0	0	1	0	.000	.250
Tovar	.500	2	2	2	1	1	0	0	0	0	0	0	0	1	0	0	0	0	0	1	.500	.667
Washington	.250	3	12	1	3	4	1	0	0	1	0	0	0	0	0	2	0	0	0	2	.333	.250
Williams	.000	3	8	0	0	0	0	0	0	0	0	0	0	1	0	1	0	0	0	0	.000	.111
Totals	.194	3	98	7	19	28	6	0	1	7	0	0	0	9	0	14	0	0	2	6	.286	.262

PITCHER	W	L	ERA	G	GS	CG	GF	SHO	SV	IP	H	R	ER	HR	HB	BB	IBB	SO	WP	BK	AVG
Abbott	0	0	0.00	1	0	0	1	0	0	1.0	0	0	0	0	0	0	0	0	0	0	.000
Blue	0	0	9.00	1	1	0	0	0	0	3.0	6	3	3	1	0	0	0	2	0	0	.429
Bosman	0	0	0.00	1	0	0	0	0	0	0.1	0	0	0	0	0	0	0	0	0	0	.000
Fingers	0	1	6.75	1	0	0	1	0	0	4.0	5	3	3	1	0	1	1	3	0	0	.385
Holtzman	0	2	4.09	2	2	0	0	0	0	11.0	12	8	5	0	0	1	0	7	0	0	.261
Lindblad	0	0	0.00	2	0	0	1	0	0	4.2	5	3	0	0	0	1	1	0	1	0	.313
Todd	0	0	9.00	3	0	0	0	0	0	1.0	3	1	1	0	0	0	0	0	0	0	.600
Totals	0	3	4.32	3	3	0	3	0	0	25.0	31	18	12	2	0	3	2	12	1	0	.316

Game 1 — October 4
Boston 7, Oakland 1

Game 2 — October 5
Boston 6, Oakland 3

Game 3 — October 7
Boston 5, Oakland 3

Oakland	ab	r	h	bi
North cf	3	0	0	1
Washington lf	4	0	0	0
Bando 3b	4	0	0	0
Jackson rf	4	0	1	0
Tenace 1b	3	0	0	0
Rudi 1b	4	0	1	0
Williams dh	3	0	0	0
Hopkins pr-dh	0	0	0	0
Campaneris ss	4	1	0	0
Garner 2b	2	0	0	0
Holt ph	1	0	1	0
Martinez pr-2b	0	0	0	0
Holtzman p	0	0	0	0
Todd p	0	0	0	0
Lindblad p	0	0	0	0
Boseman p	0	0	0	0
Abbott p	0	0	0	0
Totals	32	1	3	1

Boston	ab	r	h	bi
Beniquez dh	4	1	2	1
Doyle 2b	3	1	0	1
Yastrzemski lf	4	1	1	0
Fisk c	4	2	1	0
Lynn cf	4	0	1	2
Petrocelli 3b	4	0	0	0
Evans rf	4	1	1	0
Cooper 1b	3	0	1	0
Burleson ss	3	1	1	1
Tiant p	0	0	0	0
Totals	33	7	8	5

Oakland	000	000	010	1	3	4
Boston	200	000	50x	7	8	3

E – Bando, Washington, Garner, Lynn, North, Burleson, Cooper. **LOB** – Oakland 7, Boston 5. **2B** – Evans, Burleson, Lynn, Holt. **SB** – Beniquez 2. **S** – Cooper. **SF** – Doyle.

Oakland	ip	h	r	er	bb	so
Holtzman (L)	6.1	5	4	2	1	4
Todd	0.0	1	1	1	0	0
Lindblad	0.1	2	2	0	0	0
Bosman	0.1	0	0	0	0	0
Abbott	1.0	0	0	0	0	0
Boston	ip	h	r	er	bb	so
Tiant (W)	9.0	3	1	0	3	8

Todd pitched to one batter in the 7th.
T – 2:40. **A** – 35,578
Umpires – Denkinger, DiMuro, Kunkel, Luciano, Evans and Morgenweck.

Oakland	ab	r	h	bi
North cf	4	0	0	0
Campaneris ss	3	0	0	0
Bando 3b	4	1	4	0
Jackson rf	4	1	2	2
Tenace 1b-c	4	0	0	0
Rudi lf	4	1	2	0
Washington dh	4	0	2	1
Garner 2b	2	0	0	0
Harper ph	0	0	0	0
Holt 1b	1	0	0	0
Fosse c	2	0	0	0
Williams ph	1	0	0	0
Martinez 2b	0	0	0	0
Tovar ph	1	0	0	0
Blue p	0	0	0	0
Todd p	0	0	0	0
Fingers p	0	0	0	0
Totals	34	3	10	3

Boston	ab	r	h	bi
Beniquez dh	4	1	1	0
Doyle 2b	3	1	1	0
Yastrzemski lf	3	2	2	2
Fisk c	4	1	2	1
Lynn cf	4	0	2	1
Petrocelli 3b	4	1	1	1
Evans rf	3	0	0	0
Cooper 1b	3	0	2	0
Burleson ss	2	0	1	0
Cleveland p	0	0	0	0
Moret p	0	0	0	0
Drago p	0	0	0	0
Totals	30	6	12	5

Oakland	200	100	000	3	10	0
Boston	000	301	11x	6	12	0

DP – Oakland 4, Boston 2. **LOB** – Oakland 6, Boston 3. **2B** – Bando 2, Rudi 2, Washington, Fisk, Cooper 2, Yastrzemski. **HR** – Jackson, Yastrzemski, Petrocelli. **S** – Burleson, Doyle.

Oakland	ip	h	r	er	bb	so
Blue	3.0	6	3	3	0	2
Todd	1.0	1	0	0	0	0
Fingers (L)	4.0	5	3	3	1	3
Boston	ip	h	r	er	bb	so
Cleveland	5.0	7	3	3	1	2
Moret (W)	1.0	1	0	0	1	0
Drago (Sv)	3.0	2	0	0	0	2

Blue pitched to four batters in the 4th. Todd pitched to one batter in the 5th. Cleveland pitched to one batter in the 6th. Moret pitched to one batter in the 7th.
WP – Drago.
T – 2:27. **A** – 35,578
Umpires – DiMuro, Kunkel, Luciano, Evans, Morgenweck and Denkinger.

Boston	ab	r	h	bi
Beniquez dh	4	0	0	0
Doyle 2b	5	1	2	1
Yastrzemski lf	4	1	2	0
Fisk c	4	1	2	1
Lynn cf	3	1	1	0
Petrocelli 3b	4	0	1	1
Evans rf	3	0	0	0
Cooper 1b	4	0	1	1
Burleson ss	4	1	2	0
Wise p	0	0	0	0
Drago p	0	0	0	0
Totals	35	5	11	4

Oakland	ab	r	h	bi
Campaneris ss	4	0	0	0
Washington lf	4	1	1	0
Bando 3b	4	0	2	2
Jackson rf	4	0	2	1
Tenace 1b-c	4	0	0	0
Rudi lf	4	0	0	0
Williams dh	4	0	0	0
Tenace c	2	0	0	0
North cf	3	0	0	0
Garner 2b	1	0	0	0
Tovar ph-2b	1	2	1	0
Martinez 2b	0	0	0	0
Holt ph	1	0	0	0
Holtzman p	0	0	0	0
Todd p	0	0	0	0
Lindblad p	0	0	0	0
Totals	32	3	6	3

Boston	000	130	010	5	11	1
Oakland	000	001	020	3	6	2

E – Washington, Tovar, Doyle. **DP** – Boston 1. **LOB** – Boston 6, Oakland 6. **2B** – Burleson. **SB** – Fisk. **S** – Beniquez, Lynn.

Boston	ip	h	r	er	bb	so
Wise (W)	7.1	6	3	2	3	2
Drago (Sv)	1.2	0	0	0	1	0
Oakland	ip	h	r	er	bb	so
Holtzman (L)	4.2	7	4	3	0	3
Todd	0.0	1	0	0	0	0
Lindblad	4.1	3	1	0	1	0

Todd pitched to one batter in the 5th.
WP – Lindblad.
T – 2:30. **A** – 49,358
Umpires – Kunkel, Luciano, Evans, Morgenweck, Denkinger and DiMuro.

1981 ALDS

The A's sweep a three-game series from Kansas City in baseball's first ever Division Series, pitting first and second half winners in each division in a season interrupted by a strike. The A's pitching staff allows just two runs in the entire series and the offense is paced by Dwayne Murphy who is 6 for 11 in the three-game series.

Mike Norris tosses a four-hit shutout in Game 1, a 4-0 A's victory at Kansas City. Wayne Gross hit a three-run home run in the fourth inning. The A's get their second consecutive complete game in Game 2 as Steve McCatty pitches a six-hitter in the A's 2-1 win. Tony Armas had a RBI double in the first inning and after the Royals tied the game in the fifth, Armas added a RBI double in the eighth for the win. The A's complete the sweep with a 4-1 win in Oakland in Game 3. Armas had a RBI single in the first and three Kansas City errors led to a run in the third. After the Royals scored a run in the fourth, Dave McKay homered and Dwayne Murphy had a RBI single in the bottom of the inning.

FINAL STATISTICS

PLAYER	AVG	G	AB	R	H	TB	2B	3B	HR	RBI	SH	SF	HP	BB	IBB	SO	SB	CS	DP	E	SLG	OBP
Armas	.545	3	11	1	6	8	2	0	0	3	0	0	0	1	0	1	0	0	0	0	.727	.583
Bosetti	—	1	0	0	0	0	0	0	0	0	0	0	0	0	0	0	0	0	0	0	—	—
Drumright	.250	1	4	0	1	1	0	0	0	0	0	0	0	0	0	0	0	0	1	0	.250	.250
Gross	.400	2	5	1	2	5	0	0	1	3	0	0	0	0	0	0	0	0	0	0	1.000	.400
Heath	.000	2	8	0	0	0	0	0	0	0	0	0	0	0	0	1	0	0	0	0	.000	.000
Henderson	.182	3	11	3	2	2	0	0	0	0	0	0	2	0	0	2	0	0	0	.182	.308	
Johnson	.286	2	7	0	2	3	1	0	0	1	0	0	0	0	1	0	0	0	0	0	.429	.286
Klutts	.143	2	7	0	1	1	0	0	0	0	1	0	0	0	0	1	0	0	0	0	.143	.143
McKay	.273	3	11	1	3	6	0	0	1	1	0	0	1	0	1	0	0	0	1	.545	.333	
Moore	.000	2	8	0	0	0	0	0	0	0	0	0	0	0	2	0	0	0	0	0	.000	.000
Murphy	.545	3	11	4	6	10	1	0	1	2	0	0	0	1	0	1	0	1	0	0	.909	.583
Newman	.000	1	3	0	0	0	0	0	0	0	1	0	0	0	0	1	0	0	0	0	.000	.000
Picciolo	.333	1	3	0	1	1	0	0	0	0	0	0	0	0	0	0	0	0	0	0	.333	.333
Spencer	.250	1	4	0	1	2	1	0	0	0	0	0	0	0	0	0	0	0	0	0	.500	.250
Stanley	.000	3	6	0	0	0	0	0	0	0	0	0	1	0	1	0	0	0	0	.000	.143	
pitchers	—	0	0	0	0	0	0	0	0	0	0	0	0	0	0	0	0	0	0	1	—	—
Totals	.253	3	99	10	25	39	5	0	3	9	3	0	0	6	0	10	2	1	1	3	.394	.295

PITCHER	W	L	ERA	G	GS	CG	GF	SHO	SV	IP	H	R	ER	HR	HB	BB	IBB	SO	WP	BK	AVG
Beard	0	0	0.00	1	0	0	1	0	1	1.1	0	0	0	0	0	0	0	2	0	0	.000
Langford	1	0	1.23	1	1	0	0	0	0	7.1	10	1	1	0	0	0	0	3	0	0	.333
McCatty	1	0	1.00	1	1	1	0	0	0	9.0	6	1	1	0	0	4	0	3	0	0	.188
Norris	1	0	0.00	1	1	1	0	1	0	9.0	4	0	0	0	0	3	0	2	0	0	.129
Underwood	0	0	0.00	1	0	0	0	0	0	0.1	0	0	0	0	0	0	0	1	0	0	.000
Totals	3	0	0.67	3	3	2	1	1	1	27.0	20	2	2	0	0	7	0	11	0	0	.204

Game 1 — October 6
Oakland 4, Kansas City 0

Oakland	ab	r	h	bi
Henderson lf	4	0	0	0
Murphy cf	3	2	2	1
Drumright dh	4	0	1	0
Armas rf	4	1	1	0
Gross 3b	4	1	2	3
Spencer 1b	4	0	1	0
Heath c	4	0	0	0
McKay 2b	4	0	1	0
Stanley ss	4	0	0	0
Totals	35	4	8	4

Kansas City	ab	r	h	bi
Wilson lf	4	0	1	0
White 2b	3	0	0	0
Brett 3b	4	0	0	0
Aikens 1b	4	0	1	0
Otis cf	4	0	0	0
McRae dh	4	0	0	0
Hurdle rf	3	0	1	0
Wathan c	2	0	0	0
Washington ss	3	0	1	0
Totals	31	0	4	0

Oakland	000	300	010	4	8	2
Kansas City	000	000	000	0	4	1

E – Norris, Brett, McKay. **DP** – Oakland 2, Kansas City 1. **LOB** – Oakland 5, Kansas City 7. **2B** – Spencer. **HR** – Gross, Murphy.

Oakland	ip	h	r	er	bb	so
Norris (W)	9.0	4	0	0	3	2
Kansas City	ip	h	r	er	bb	so
Leonard (L)	8.0	7	4	1	1	3
Martin	1.0	1	0	0	0	0

T – 2:35. **A** – 40,592

Umpires – Maloney, Brinkman, Palermo, Denkinger, Evans, McKean.

Game 2 — October 7
Oakland 2, Kansas City 1

Oakland	ab	r	h	bi
Henderson lf	5	0	0	0
Murphy cf	4	2	2	0
Johnson dh	3	0	1	0
Armas rf	4	0	4	2
Bosetti pr-rf	0	0	0	0
Kluttz 3b	3	0	1	0
Moore 1b	4	0	0	0
McKay 2b	4	0	1	0
Newman c	3	0	0	0
Picciolo ss	3	0	1	0
Gross ph	1	0	0	0
Stanley ss	0	0	0	0
Totals	34	2	10	2

Kansas City	ab	r	h	bi
Wilson lf	5	0	1	1
White 2b	4	0	0	0
Brett 3b	4	0	1	0
Aikens 1b	1	0	0	0
Geronomo pr	0	0	0	0
May 1b	0	0	0	0
Otis cf	4	0	0	0
McRae dh	3	0	0	0
Hurdle rf	4	0	1	0
Wathan c	4	1	2	0
Washington ss	3	0	1	0
Totals	32	1	6	1

Oakland	100	000	010	2	10	1
Kansas City	000	010	000	1	6	0

E – Armas. **LOB** – Oakland 8, Kansas City 9. **2B** – Johnson, Armas 2. **SB** – Henderson. **S** – Kluttz, Washington, Johnson, Newman.

Oakland	ip	h	r	er	bb	so
McCatty (W)	9.0	6	1	1	4	3
Boston	ip	h	r	er	bb	so
Jones (L)	8.0	9	2	2	0	2
Quisenberry	1.0	1	0	0	0	0

T – 2:50. **A** – 40,274

Umpires – Brinkman, Palermo, Denkinger, Evans, McKean, Maloney.

Game 3 — October 9
Oakland 4, Kansas City 1

Kansas City	ab	r	h	bi
Wilson lf	4	0	2	0
White 2b	4	1	2	0
Brett 3b	4	0	1	0
Aikens 1b	4	0	2	0
Otis cf	4	0	0	1
McRae dh	4	0	1	0
Hurdle rf	4	0	1	0
Wathan c	4	0	1	0
Washington ss	3	0	0	0
Totals	35	1	10	1

Oakland	ab	r	h	bi
Henderson lf	2	3	2	0
Murphy cf	4	0	2	1
Johnson dh	4	0	1	0
Armas rf	3	0	1	1
Kluttz 3b	4	0	0	0
Moore 1b	4	0	0	0
Heath c	4	0	0	0
McKay 2b	3	1	1	1
Stanley ss	2	0	0	0
Totals	30	4	7	3

Kansas City	000	100	000	1	10	3
Oakland	101	200	00x	4	7	0

E – Washington, White, Wathan. **DP** – Oakland 1. **LOB** – Kansas City 7, Oakland 7. **2B** – McRae, Murphy. **HR** – McKay. **SB** – Henderson.

Kansas City	ip	h	r	er	bb	so
Gura (L)	3.2	7	4	3	3	3
Martin	4.1	0	0	0	2	2
Oakland	ip	h	r	er	bb	so
Langford (W)	7.1	10	1	1	0	3
Underwood	0.1	0	0	0	0	1
Beard (S)	1.1	0	0	0	0	2

T – 2:59. **A** – 40,002

Umpires – Palermo, Denkinger, Evans, McKean, Maloney, Brinkman.

1981 ALCS

The A's are swept by the New York Yankees in three games in their first ALCS appearance in seven years. The A's are outscored 20-4 in the three-game set, compiling a .222 batting average while allowing a 6.84 ERA. Rickey Henderson provides most of the offense as he is 4 for 11 with two doubles, a triple, an RBI and two stolen bases.

The Yankees scored three times in the first inning off A's starter Mike Norris in Game 1 en route to a 3-1 victory. Dwayne Murphy drives in Rob Picciolo with the A's lone run in the first inning. The A's take a 3-1 lead in Game 2 before New York scores seven times in the bottom of the fourth inning to take an 8-3 lead. Steve McCatty takes the loss, allowing five runs on six hits in 3 1/3 innings and all five A's pitchers allow at least one run. The Yankees then clinch the series with a 4-0 victory in Game 3 as Dave Righetti, Ron Davis and Rich Gossage combine to blank the A's on five hits.

FINAL STATISTICS

PLAYER	AVG	G	AB	R	H	TB	2B	3B	HR	RBI	SH	SF	HP	BB	IBB	SO	SB	CS	DP	E	SLG	OBP
Armas	.167	3	12	0	2	2	0	0	0	0	0	0	0	0	0	5	0	0	1	0	.167	.167
Bosetti	.250	2	4	1	1	2	1	0	0	0	0	0	0	0	0	1	0	0	0	0	.500	.250
Davis	1.000	1	1	0	1	1	0	0	0	0	0	0	0	0	0	0	0	0	0	0	1.000	1.000
Drumright	.000	3	4	0	0	0	0	0	0	0	0	0	0	1	1	0	0	0	0	0	.000	.200
Gross	.000	3	5	0	0	0	0	0	0	0	0	0	0	0	0	0	0	0	0	0	.000	.000
Heath	.333	3	6	1	2	2	0	0	0	0	0	0	0	0	0	1	0	0	0	0	.333	.333
Henderson	.364	3	11	0	4	8	2	1	0	1	0	0	0	1	0	2	2	0	1	1	.727	.417
Johnson	.000	2	6	0	0	0	0	0	0	0	0	0	0	2	0	2	0	0	0	0	.000	.250
Klutts	.429	3	7	1	3	3	0	0	0	0	0	0	0	0	0	1	0	0	0	1	.429	.429
McKay	.273	3	11	0	3	3	0	0	0	1	0	0	0	0	0	2	0	0	1	1	.273	.273
Moore	.250	3	8	0	2	2	0	0	0	0	0	0	0	0	0	1	0	0	1	0	.250	.250
Murphy	.250	3	8	0	2	3	1	0	0	1	0	0	0	2	0	3	0	0	1	0	.375	.400
Newman	.000	2	5	0	0	0	0	0	0	0	0	0	0	0	0	2	0	0	1	0	.000	.000
Picciolo	.200	2	5	1	1	1	0	0	0	0	0	0	0	0	0	2	0	0	0	1	.200	.200
Spencer	.000	2	3	0	0	0	0	0	0	0	0	0	0	0	0	0	0	0	0	0	.000	.000
Stanley	.333	2	3	0	1	1	0	0	0	1	0	0	0	0	0	1	0	0	0	0	.333	.333
Totals	.222	3	99	4	22	28	4	1	0	4	0	0	0	6	1	23	2	0	6	4	.283	.267

PITCHER	W	L	ERA	G	GS	CG	GF	SHO	SV	IP	H	R	ER	HR	HB	BB	IBB	SO	WP	BK	AVG
Beard	0	0	40.50	1	0	0	0	0	0	0.2	5	3	3	1	0	0	0	0	0	0	.714
Jones	0	0	4.50	1	0	0	0	0	0	2.0	2	1	1	0	1	1	0	0	0	0	.250
Keough	0	1	1.08	1	1	0	0	0	0	8.1	7	2	1	1	0	6	0	4	1	0	.219
Kingman	0	0	81.00	1	0	0	0	0	0	0.1	3	3	3	0	0	0	0	0	0	0	.750
McCatty	0	1	13.50	1	1	0	0	0	0	3.1	6	5	5	0	1	2	0	2	0	0	.375
Norris	0	1	3.68	1	1	0	0	0	0	7.1	6	3	3	0	0	2	0	4	0	0	.222
Owchinko	0	0	5.40	1	0	0	1	0	0	1.2	3	1	1	1	0	0	0	0	0	0	.429
Underwood	0	0	13.50	2	0	0	2	0	0	1.1	4	2	2	0	0	2	0	0	0	0	.667
Team Totals	0	3	6.84	3	3	0	3	0	0	25.0	36	20	19	3	2	13	0	10	1	0	.336

Game 1 — October 13
New York 3, Oakland 1

Game 2 — October 14
New York 13, Oakland 3

Game 3 — October 15
New York 4, Oakland 0

Oakland	ab	r	h	bi
Henderson lf	4	0	2	0
Murphy cf	2	0	0	1
Johnson dh	3	0	0	0
Armas rf	4	0	1	0
Kluttz 3b	3	0	2	0
Gross ph-3b	1	0	0	0
Moore 1b	4	0	0	0
Newman c	2	0	0	0
Drumright ph	1	0	0	0
Heath c	1	0	0	0
McKay 2b	4	0	0	0
Picciolo ss	3	1	1	0
Totals	32	1	6	1

Oakland	ab	r	h	bi
Henderson lf	5	0	1	1
Murphy cf	5	0	2	0
Moore 1b	2	0	0	0
Spencer ph-1b	2	0	0	0
Armas rf	4	0	0	0
Kluttz 3b	2	1	1	0
Gross ph-3b	2	0	0	0
Heath c	4	1	2	0
McKay 2b	4	0	2	1
Bosetti dh	1	1	1	0
Drumright ph-dh	2	0	0	0
Stanley ss	3	0	1	1
Davis ph	1	0	1	0
Totals	37	3	11	3

New York	ab	r	h	bi
Mumphrey cf	3	0	1	0
Milbourne ss	4	1	1	0
Winfield lf	5	0	0	0
Murcer dh	3	0	1	0
Piniella ph-dh	1	1	1	0
Gamble rf	1	0	0	0
Foote ph	1	0	1	0
Brown pr-rf	0	1	0	0
Nettles 3b	5	0	1	3
Watson 1b	5	0	1	0
Cerone c	4	0	1	0
Randolph 2b	4	1	2	1
Totals	36	4	10	4

New York	ab	r	h	bi
Mumphrey cf	4	0	1	0
Milbourne ss	4	1	3	0
Winfield lf	3	0	0	0
Jackson rf	3	1	0	0
Gamble dh	2	1	0	0
Piniella ph-dh	1	0	1	0
Nettles 3b	3	0	1	3
Watson 1b	3	0	1	0
Brown pr	0	0	0	0
Revering 1b	1	0	0	0
Cerone c	2	0	0	0
Randolph 2b	3	0	0	0
Totals	29	3	7	3

New York	ab	r	h	bi
Mumphrey cf	5	2	4	0
Milbourne ss	5	2	2	1
Robertson ph-ss	1	0	0	0
Winfield lf	5	2	2	2
Jackson rf	1	0	0	1
Piniella rf	3	1	1	3
Brown rf	1	1	1	0
Gamble dh	3	1	1	1
Nettles 3b	4	2	4	3
Rodriguez 3b	0	0	0	0
Watson 1b	4	0	1	1
Revering 1b	1	0	1	0
Cerone c	4	1	0	0
Foote c	0	0	0	0
Randolph 2b	5	1	2	1
Totals	42	13	19	13

Oakland	ab	r	h	bi
Henderson lf	2	0	1	0
Heath lf	1	0	0	0
Murphy cf	1	0	0	0
Bosetti ph-cf	3	0	0	0
Johnson dh	3	0	0	0
Armas rf	4	0	1	0
Kluttz 3b	2	0	0	0
Gross ph-3b	2	0	0	0
Moore 1b	2	0	2	0
Spencer ph-1b	1	0	0	0
McKay 2b	3	0	1	0
Newman c	3	0	0	0
Picciolo ss	2	0	0	0
Drumright ph	1	0	0	0
Stanley ss	0	0	0	0
Totals	30	0	5	0

Oakland	000	010	000	1	6	1
New York	300	000	00x	3	7	1

E – Nettles, Henderson. **DP** – New York 2. **LOB** – Oakland 7, New York 7. **2B** – Nettles, Henderson 2. **SB** – Jackson. **S** – Cerone.

Oakland	001	200	000	3	11	1
New York	100	701	40x	13	19	0

E – Kluttz. **DP** – New York 2. **LOB** – Oakland 8, New York 11. **2B** – Mumphrey, Bosetti, Winfield, Murphy. **3B** – Henderson. **HR** – Piniella, Nettles. **SB** – Winfield. **SF** – Gamble.

New York	000	001	003	4	10	0
Oakland	000	000	000	0	5	2

E – Picciolo, McKay. **DP** – New York 2, Oakland 1. **LOB** – New York 12, Oakland 5. **2B** – Nettles. **HR** – Randolph. **SB** – Henderson 2. **S** – Milbourne.

Oakland	ip	h	r	er	bb	so
Norris (L)	7.1	6	3	3	2	4
Underwood	0.2	1	0	0	2	0
New York	ip	h	r	er	bb	so
John (W)	6.0	6	1	1	1	3
Davis	1.1	0	0	0	2	3
Gossage (Sv)	1.2	0	0	0	0	0

Oakland	ip	h	r	er	bb	so
McCatty (L)	3.1	6	5	5	2	2
Beard	0.2	5	3	3	0	0
Jones	2.0	2	1	1	1	0
Kingman	0.1	3	3	3	0	0
Owchinko	1.2	3	1	1	0	0
New York	ip	h	r	er	bb	so
May	3.1	6	3	3	0	5
Frazier (W)	5.2	5	0	0	1	5

New York	ip	h	r	er	bb	so
Righetti (W)	6.0	4	0	0	2	4
Davis	2.0	0	0	0	0	1
Gossage	1.0	1	0	0	0	2
Oakland	ip	h	r	er	bb	so
Keough (L)	8.1	7	2	1	6	4
Underwood	0.2	3	2	2	0	0

T – 2:52. **A** – 55,740

Umpires – Bremigan, Goetz, Neudecker, Springstead, Merrill and Voltaggio.

WP – Keough.
T – 3:19. **A** – 47,302
Umpires – Neudecker, Springstead, Merrill, Voltaggio, Bremigan and Goetz.

WP – Frazier. **PB** – Cerone. **HBP** – by McCatty (Cerone), by Jones (Nettles).
T – 3:08. **A** – 48,497
Umpires – Goetz, Neudecker, Springstead, Merrill, Voltaggio and Bremigan.

1988 ALCS

The A's sweep the Boston Red Sox in four games to win their first American League pennant in 14 years. The A's hit .299 in the series and the pitching staff posts a 2.00 ERA while holding the Red Sox to a .206 batting average. Dennis Eckersley was named ALCS MVP after saving all four games and the bullpen recorded three of the wins. Dave Henderson hit .375 and Jose Canseco hit three of the A's seven home runs.

Jose Canseco homers in the fourth inning of Game 1 but Dave Henderson provides the game winning single in the eighth inning in the A's 2-1 victory. Game 2 is a scoreless tie until the Red Sox score twice in the sixth off Storm Davis but Jose Canseco hit a two-run home run and Mark McGwire added a RBI single in the seventh to give the A's a 3-2 lead. After the Red Sox tie the game, Walt Weiss has the game winning RBI single in the ninth. The A's outscore the Red Sox 10-6 in Game 3 as Carney Lansford, McGwire and Ron Hassey have three hits each while Hassey drives in three runs. The A's clinch the series with a 4-1 win in Game 4 as Dave Stewart allows a run in seven innings for the win. Jose Canseco homered in the first and Dave Henderson had a RBI single in the third before the A's score two insurance runs in the eighth.

FINAL STATISTICS

PLAYER	AVG	G	AB	R	H	TB	2B	3B	HR	RBI	SH	SF	HP	BB	IBB	SO	SB	CS	DP	E	SLG	OBP
Baylor	.000	2	6	0	0	0	0	0	0	1	0	1	0	1	0	2	0	0	0	0	.000	.125
Canseco	.313	4	16	4	5	15	1	0	3	4	0	0	0	1	0	2	1	1	1	0	.938	.353
Gallego	.083	4	12	1	1	1	0	0	0	0	0	0	0	0	0	3	0	0	0	0	.083	.083
Hassey	.500	4	8	2	4	8	1	0	1	3	0	0	0	1	1	1	0	0	0	0	1.000	.556
Henderson	.375	4	16	2	6	10	1	0	1	4	0	0	0	1	0	7	0	0	0	2	.625	.412
Javier	.500	2	4	0	2	2	0	0	0	1	0	0	0	1	1	0	0	0	0	0	.500	.600
Lansford	.294	4	17	4	5	9	1	0	1	2	0	0	0	0	0	2	0	1	0	0	.529	.294
McGwire	.333	4	15	4	5	8	0	0	1	3	0	0	0	1	1	5	0	0	0	0	.533	.375
Parker	.250	3	12	1	3	4	1	0	0	0	0	0	0	0	0	4	0	0	0	1	.333	.250
Phillips	.286	2	7	0	2	3	1	0	0	0	0	0	0	1	0	3	0	0	0	0	.429	.375
Polonia	.400	3	5	0	2	2	0	0	0	0	0	0	0	1	0	2	0	1	0	0	.400	.500
Steinbach	.250	2	4	0	1	1	0	0	0	0	0	0	0	2	0	0	0	0	0	0	.250	.500
Weiss	.333	4	15	2	5	7	2	0	0	2	0	0	0	0	0	4	0	0	0	0	.467	.333
Totals	.299	4	137	20	41	70	8	0	7	20	0	1	0	10	3	35	1	3	1	3	.511	.345

PITCHER	W	L	ERA	G	GS	CG	GF	SHO	SV	IP	H	R	ER	HR	HB	BB	IBB	SO	WP	BK	AVG
Cadaret	0	0	27.00	1	0	0	0	0	0	0.1	1	1	1	1	0	0	0	0	0	0	.500
Davis	0	0	0.00	1	1	0	0	0	0	6.1	2	2	0	0	0	5	0	4	1	0	.100
Eckersley	0	0	0.00	4	0	0	4	0	4	6.0	1	0	0	0	0	2	0	5	0	0	.053
Honeycutt	1	0	0.00	3	0	0	0	0	0	2.0	0	0	0	0	0	2	0	0	0	0	.000
Nelson	2	0	0.00	2	0	0	0	0	0	4.2	5	0	0	0	0	1	0	0	0	0	.294
Plunk	0	0	0.00	1	0	0	0	0	0	0.1	1	0	0	0	0	0	0	1	0	0	.500
Stewart	1	0	1.35	2	2	0	0	0	0	13.1	9	2	2	0	1	6	0	11	0	0	.188
Welch	0	0	27.00	1	1	0	0	0	0	1.2	6	5	5	1	0	2	0	0	0	0	1.667
Young	0	0	0.00	1	0	0	0	0	0	1.1	1	1	0	0	0	0	0	2	0	0	.200
Totals	4	0	2.00	4	4	0	4	0	4	36.0	26	11	8	2	1	18	0	23	1	1	.206

Game 1 — October 5
Oakland 2, Boston 1

Oakland	ab	r	h	bi
Lansford 3b	4	1	1	0
Henderson cf	4	0	2	0
Canseco rf	4	1	1	1
McGwire 1b	4	0	0	0
Steinbach c	2	0	1	0
Hassey c	1	0	0	0
Baylor dh	3	0	0	0
Polonia pr	0	0	0	0
Phillips lf	3	0	0	0
Gallego 2b	4	0	0	0
Weiss ss	3	0	1	0
Totals	32	2	6	2

Boston	ab	r	h	bi
Boggs 3b	4	0	1	1
Barrett 2b	4	0	0	0
Evans rf	4	0	1	0
Greenwell lf	3	0	0	0
Benzinger 1b	4	0	0	0
Burks cf	4	0	0	0
Rice dh	2	0	1	0
Romine pr	0	1	0	0
Parrish ph	1	0	0	0
Reed ss	2	0	1	0
Gedman c	3	0	2	0
Romero pr	0	0	0	0
Totals	31	1	6	1

Oakland	000	100	010	2	6	0
Boston	000	000	100	1	6	0

DP – Oakland 1, Boston 1. **LOB** – Oakland 6, Boston 9. **2B** – Weiss, Evans, Lansford, Reed. **HR** – Canseco. **SF** – Boggs.

Oakland	ip	h	r	er	bb	so
Stewart	6.1	5	1	1	3	6
Honeycutt (W)	0.2	0	0	0	0	0
Eckersley (Sv)	2.0	1	0	0	1	3

Boston
Hurst (L) 9.0 6 2 2 3 7

PB – Steinbach. **HBP** – by Stewart (Reed).
T – 2:44. **A** – 34,104

Game 2 — October 6
Oakland 4, Boston 3

Oakland	ab	r	h	bi
Polonia lf	5	0	2	0
Gallego 2b	0	0	0	0
Henderson cf	3	1	1	0
Canseco rf	4	1	1	2
Parker dh	4	0	1	0
Lansford 3b	4	1	0	0
Hassey c	4	1	1	0
McGwire 1b	4	0	1	1
Phillips 2b-1f	4	0	2	0
Weiss ss	4	0	1	1
Totals	36	4	10	4

Boston	ab	r	h	bi
Boggs 3b	3	0	0	0
Barrett 2b	4	0	0	0
Evans rf	3	1	0	0
Greenwell lf	2	1	0	0
Rice dh	4	0	1	0
Romine pr	0	0	0	0
Burks cf	4	0	1	1
Benzinger 1b	3	0	1	0
Reed ss	2	0	0	0
Parrish ph	1	0	0	0
Gedman c	4	1	1	1
Totals	30	3	4	2

Oakland	000	000	301	4	10	1
Boston	000	002	100	3	4	1

E – Clemens, Henderson. **DP** – Oakland 1. **LOB** – Oakland 6, Boston 6. **2B** – Phillips. **HR** – Canseco, Gedman. **S** – Reed.

Oakland	ip	h	r	er	bb	so
Davis	6.1	2	2	0	5	4
Cadaret	0.1	1	1	1	0	0
Nelson (W)	1.1	1	0	0	0	0
Eckersley (Sv)	1.0	0	0	0	0	0

Boston
Smith (L) 1.2 3 1 1 0 1

WP – Davis, Clemens. **Balk** – Clemens. **PB** – Gedman.
T – 3:14. **A** – 34,605

Game 3 — October 8
Oakland 10, Boston 6

Boston	ab	r	h	bi
Burks cf	5	2	2	0
Barrett 2b	4	1	1	0
Boggs 3b	4	2	3	2
Greenwell lf	5	1	2	3
Rice dh	5	0	0	0
Evans rf	2	0	1	1
Gedman c	3	0	2	0
Reed ss	3	0	1	0
Benzinger 1b	3	0	0	0
Parrish ph-1b	1	0	0	0
Totals	35	6	12	6

Oakland	ab	r	h	bi
Lansford 3b	5	2	3	2
Henderson cf	5	1	2	2
Canseco rf	4	0	0	0
Parker dh	5	1	1	0
McGwire 1b	4	3	3	1
Hassey c	3	1	3	3
Javier lf	3	0	1	1
Gallego 2b	4	1	1	0
Weiss ss	4	1	1	1
Totals	37	10	15	10

Boston	320	000	100	6	12	0
Oakland	042	010	12x	10	15	1

E – Henderson. **DP** – Boston 1, Oakland 2. **LOB** – Boston 8, Oakland 6. **2B** – Greenwell, Burks, Weiss, Hassey, Parker. **HR** – Greenwell, McGwire, Lansford, Hassey, Henderson. **S** – Barrett. **SF** – Boggs.

Boston	ip	h	r	er	bb	so
Boddicker (L)	2.2	8	6	6	1	2
Gardner	4.2	6	3	3	2	8
Stanley	0.2	1	1	1	0	0

Oakland
Welch 1.2 6 5 5 2 0
Nelson (W) 3.1 4 0 0 1 0
Young 1.1 1 1 0 0 2
Plunk 0.1 1 0 0 0 1
Honeycutt 0.1 0 0 0 1 0
Eckersley (Sv) 2.0 0 0 0 0 2

Honeycutt pitched to one batter in the 8th.
Balk – Welch.
T – 3:14. **A** – 49,261

Game 4 — October 9
Oakland 4, Boston 1

Boston	ab	r	h	bi
Boggs 3b	2	0	1	0
Greenwell lf	4	0	1	0
Rice dh	2	0	0	1
Owen ph	0	0	0	0
Evans rf	3	0	0	0
Benzinger ph	1	0	0	0
Gedman c	4	0	0	0
Reed ss	4	0	1	0
Parrish ph	3	0	0	0
Totals	30	1	4	1

Oakland	ab	r	h	bi
Lansford 3b	4	0	1	0
Henderson cf	4	0	1	1
Canseco rf	4	2	3	1
McGwire 1b	3	1	1	1
Parker lf	3	0	1	0
Javier pr-lf	1	0	1	0
Steinbach c	2	0	0	0
Polonia ph	0	0	0	0
Hassey c	0	0	0	0
Baylor dh	3	0	0	1
Gallego 2b	4	0	0	0
Weiss ss	4	1	2	0
Totals	32	4	10	4

Boston	000	001	000	1	4	0
Oakland	101	000	02x	4	10	1

E – Parker. **DP** – Oakland 1. **LOB** – Boston 7, Oakland 8. **2B** – Henderson, Canseco. **HR** – Canseco. **SB** – Canseco. **SF** – Baylor.

Boston	ip	h	r	er	bb	so
Hurst (L)	4.0	4	2	2	2	5
Smithson	2.1	3	0	0	0	1
Smith	1.2	3	2	2	1	3
Oakland	ip	h	r	er	bb	so
Stewart (W)	7.0	4	1	1	3	5
Honeycutt	1.0	0	0	0	1	0
Eckersley (Sv)	1.0	0	0	0	1	0

Stewart pitched to one batter in the 8th.

T – 2:55. **A** – 49,406

1988 WORLD SERIES

The A's return to the World Series for the first time in 14 years when they also met the Dodgers. After winning the series in five games in 1974, the A's lose to the Dodgers in five games in 1988. The A's hit just .177 in the series and are outscored 21-11 in the five games. Jose Canseco collects just one hit in the series but leads the A's with five RBI. Storm Davis loses twice and posts an 11.25 ERA.

Canseco hits a grand slam in the second inning of Game 1 to give the A's a 4-2 lead before Kirk Gibson hits a pinch-hit two-out two-run home run in the bottom of the ninth to lift the Dodgers to a 5-4 win. Orel Hershiser shuts out the A's on three hits in a 6-0 Los Angeles win in Game 2. Davis allows six runs in 3 1/3 innings and Dave Parker has all three of the A's hits. The series moves to Oakland for Game 3 and the A's get their only win of the series when Mark McGwire breaks a 1-1 tie with a one-out home run in the bottom of the ninth. The Dodgers score two runs in the first inning of Game 4 and lead the rest of the way in a 4-3 win. Dave Henderson collects four hits. Hershiser clinched World Series MVP honors by tossing a four-hitter in Game 5 to defeat the A's 5-2.

FINAL STATISTICS

PLAYER	AVG	G	AB	R	H	TB	2B	3B	HR	RBI	SH	SF	HP	BB	IBB	SO	SB	CS	DP	E	SLG	OBP
Baylor	.000	1	1	0	0	0	0	0	0	0	0	0	0	0	0	1	0	0	0	0	.000	.000
Canseco	.053	5	19	1	1	4	0	0	1	5	0	0	1	2	0	5	1	0	0	0	.211	.182
Davis	.000	2	1	0	0	0	0	0	0	0	0	0	0	0	0	1	0	0	0	0	.000	.000
Gallego	—	1	0	0	0	0	0	0	0	0	0	0	0	0	0	0	0	0	0	0	—	—
Hassey	.250	5	8	0	2	2	0	0	0	1	0	0	0	3	0	3	0	0	0	0	.250	.455
Henderson	.300	5	20	1	6	8	2	0	0	1	0	0	0	2	0	7	0	0	0	0	.400	.364
Hubbard	.250	4	12	2	3	3	0	0	0	0	0	0	0	1	0	2	1	0	0	1	.250	.308
Javier	.500	3	4	0	2	2	0	0	0	2	0	1	0	0	0	1	0	0	0	0	.500	.400
Lansford	.167	5	18	2	3	3	0	0	0	1	0	0	0	2	0	2	0	0	0	0	.167	.250
McGwire	.059	5	17	1	1	4	0	0	1	1	0	0	0	3	1	4	0	0	2	0	.235	.200
Parker	.200	4	15	0	3	3	0	0	0	0	0	0	0	2	0	4	0	0	0	0	.200	.294
Phillips	.250	2	4	1	1	1	0	0	0	0	0	0	0	1	0	2	0	0	0	0	.250	.400
Polonia	.111	3	9	1	1	1	0	0	0	0	0	0	0	0	0	2	0	0	0	0	.111	.111
Steinbach	.364	3	11	0	4	5	1	0	0	0	0	0	0	0	0	2	0	0	0	0	.455	.364
Stewart	.000	2	3	1	0	0	0	0	0	0	0	0	0	1	0	3	0	0	0	0	.000	.250
Weiss	.063	5	16	1	1	1	0	0	0	1	0	0	0	0	0	2	1	0	0	1	.063	.063
Totals	.177	5	158	11	28	37	3	0	2	11	1	1	1	17	1	41	3	0	2	2	.234	.260

PITCHER	W	L	ERA	G	GS	CG	GF	SHO	SV	IP	H	R	ER	HR	HB	BB	IBB	SO	WP	BK	AVG
Burns	0	0	0.00	1	0	0	1	0	0	0.1	0	0	0	0	0	0	0	0	0	0	.000
Cadaret	0	0	0.00	3	0	0	0	0	0	2.0	2	0	0	0	0	0	0	3	0	0	.250
Davis	0	2	11.25	2	2	0	0	0	0	8.0	14	10	10	3	0	1	0	7	0	0	.389
Eckersley	0	1	10.80	2	0	0	2	0	0	1.2	2	2	2	1	0	1	0	2	0	0	.333
Honeycutt	1	0	0.00	3	0	0	2	0	0	3.1	0	0	0	0	0	0	0	5	0	0	.000
Nelson	0	0	1.42	3	0	0	0	0	0	6.1	4	1	1	0	0	3	0	3	0	0	.174
Plunk	0	0	0.00	2	0	0	0	0	0	1.2	0	0	0	0	0	0	0	3	0	0	.000
Stewart	0	1	3.14	2	2	0	0	0	0	14.1	12	7	5	1	1	5	0	5	1	1	.222
Welch	0	0	1.80	1	1	0	0	0	0	5.0	6	1	1	0	0	3	0	8	0	0	.300
Young	0	0	0.00	1	0	0	0	0	0	1.0	1	0	0	0	0	0	0	0	0	0	.250
Totals	1	4	3.92	5	5	0	5	0	0	43.2	41	21	19	5	1	13	0	36	1	1	.246

Game 1 — October 15
Los Angeles 5, Oakland 4

Game 2 — October 16
Los Angeles 5, Oakland 0

Game 3 — October 18
Oakland 2, Los Angeles 1

Oakland	ab	r	h	bi
Lansford 3b	4	1	0	0
Henderson cf	5	0	2	0
Canseco rf	4	1	1	4
Parker lf	2	0	0	0
Javier pr-lf	1	0	1	0
McGwire 1b	3	0	0	0
Steinbach c	4	0	1	0
Hassey c	0	0	0	0
Hubbard 2b	4	1	2	0
Weiss ss	4	0	0	0
Stewart p	3	1	0	0
Eckersley p	0	0	0	0
Totals	34	4	7	4

Los Angeles	ab	r	h	bi
Sax 2b	3	1	1	0
Stubbs 1b	4	0	0	0
Hatcher lf	3	1	1	2
Marshall rf	4	1	1	0
Shelby cf	4	0	1	0
Scioscia c	4	0	1	1
Hamilton 3b	4	0	0	0
Griffin ss	2	0	1	0
M. Davis ph	0	1	0	0
Belcher p	0	0	0	0
Heep ph	1	0	0	0
Leary p	0	0	0	0
Woodson ph	1	0	0	0
Holton p	0	0	0	0
Gonzalez ph	1	0	0	0
Pena p	0	0	0	0
Gibson ph	1	1	1	2
Totals	32	5	7	5

Two outs when winning run scored.

Oakland 040 000 000 4 7 0
 Los Angeles 200 001 002 5 7 0

DP – Oakland 1. **LOB** – Oakland 10, Los Angeles 5. **2B** – Henderson. **HR** – Hatcher, Canseco, Gibson. **SB** – Canseco, Sax, M. Davis.

Oakland	ip	h	r	er	bb	so
Stewart	8.0	6	3	3	2	5
Eckersley (L)	0.2	1	2	2	1	1
Los Angeles	ip	h	r	er	bb	so
Belcher	2.0	3	4	4	4	3
Leary	3.0	3	0	0	1	3
Holton	2.0	0	0	0	1	0
Pena (W)	2.0	1	0	0	0	3

WP – Stewart. **HBP** – by Belcher (Canseco), by Stewart (Sax). **Balk** – Stewart.

T – 3:04. **A** – 55,983

Umpires – Harvey, Merrill, Froemming, Cousins, Crawford, McCoy.

Oakland	ab	r	h	bi
Lansford 3b	3	0	0	0
Henderson cf	4	0	0	0
Canseco rf	4	0	0	0
Parker lf	4	0	3	0
McGwire 1b	3	0	0	0
Hassey c	3	0	0	0
Hubbard 2b	2	0	0	0
Weiss ss	3	0	0	0
S. Davis p	1	0	0	0
Nelson p	0	0	0	0
Polonia ph	1	0	0	0
Young p	0	0	0	0
Plunk p	0	0	0	0
Baylor ph	1	0	0	0
Honeycutt p	0	0	0	0
Totals	29	0	3	0

Los Angeles	ab	r	h	bi
Sax 2b	4	1	1	0
Stubbs 1b	2	1	1	1
Woodson ph-1b	1	0	0	0
Hatcher lf	4	1	2	1
Marshall rf	4	1	2	3
Gonzalez rf	0	0	0	0
Shelby cf	4	0	0	0
Scioscia c	4	0	0	0
Hamilton 3b	4	0	0	0
Griffin ss	4	1	1	0
Hershiser p	3	1	3	1
Totals	34	6	10	6

Oakland 000 000 000 0 3 0
 Los Angeles 005 100 00x 6 10 1

E – Hamilton. **DP** – Los Angeles 2. **LOB** – Oakland 4, Los Angeles 5. **2B** – Hershiser 2. **3B** – Marshall. **HR** – Marshall. **SB** – Weiss.

Oakland	ip	h	r	er	bb	so
S. Davis (L)	3.1	8	6	6	0	2
Nelson	1.2	1	0	0	1	1
Young	1.0	1	0	0	0	0
Plunk	1.0	0	0	0	0	3
Honeycutt	1.0	0	0	0	0	2
Los Angeles	ip	h	r	er	bb	so
Hershiser (W)	9.0	3	0	0	2	8

T – 2:30. **A** – 56,051

Umpires – Merrill, Froemming, Cousins, Crawford, McCoy and Harvey.

Los Angeles	ab	r	h	bi
Sax 2b	5	0	1	0
Stubbs 1b	4	0	1	1
Woodson ph-1b	1	0	0	0
Hatcher lf-rf	4	0	1	0
Marshall rf	1	0	0	0
Heep ph-lf	3	0	1	0
Shelby cf	3	0	2	0
M. Davis dh	2	0	0	0
Anderson ph	1	0	0	0
Scioscia c	4	0	1	0
Hamilton 3b	3	1	1	0
Griffin ss	3	0	0	0
Totals	34	1	8	1

Oakland	ab	r	h	bi
Phillips lf	1	0	0	0
Polonia ph-lf	3	0	0	0
Henderson cf	4	0	0	0
Canseco rf	4	0	0	0
McGwire 1b	4	1	1	1
Steinbach dh	3	0	2	0
Lansford 3b	3	0	0	0
Hubbard 2b	3	1	1	0
Hassey c	1	0	1	1
Weiss ss	3	0	0	0
Totals	29	2	5	2

One out when winning run scored.
 Los Angeles 000 010 000 1 8 1
 Oakland 001 000 001 2 5 0

E – Scioscia. **DP** – Los Angeles 1. **LOB** – Los Angeles 10, Oakland 4. **2B** – Steinbach, Stubbs, Heep, Hatcher. **HR** – McGwire. **SB** – Hubbard, Shelby. **S** – Griffin.

Los Angeles	ip	h	r	er	bb	so
Tudor	1.1	0	0	0	0	1
Leary	3.2	3	1	1	1	1
Pena	3.0	1	0	0	1	4
J. Howell (L)	0.1	1	1	1	0	0
Oakland	ip	h	r	er	bb	so
Welch	5.0	6	1	1	3	8
Cadaret	0.1	0	0	0	0	0
Nelson	1.2	2	0	0	0	1
Honeycutt (W)	2.0	0	0	0	0	3

Welch pitched to three batters in the 6th. Nelson pitched to one batter in the 8th.

Balk – Leary.

T – 3:21. **A** – 49,316

Umpires – Froemming, Cousins, Crawford, McCoy, Harvey and Merrill.

Game 4 — October 19
Los Angeles 4, Oakland 3

Game 5 — October 20
Los Angeles 5, Oakland 2

Los Angeles	ab	r	h	bi
Sax 2b	4	1	1	0
Stubbs 1b	3	1	1	0
Woodson ph-1b	1	0	0	1
Hatcher lf	4	1	1	0
Marshall rf	0	0	0	0
M. Davis rf	3	0	0	0
Gonzalez ph	1	0	0	0
Shelby cf	4	0	1	1
Scioscia c	2	0	1	0
Dempsey c	1	0	0	0
Heep dh	4	0	1	0
Hamilton 3b	4	0	1	0
Griffin ss	3	1	1	0
Totals	34	4	8	2

Oakland	ab	r	h	bi
Polonia lf	5	1	1	0
Henderson cf	5	1	4	1
Javier pr	0	0	0	0
Canseco rf	3	0	0	1
Parker dh	5	0	0	0
McGwire 1b	3	0	0	0
Lansford 3b	4	0	1	1
Steinbach c	4	0	1	0
Hubbard 2b	3	0	0	0
Hassey ph-c	1	0	1	0
Gallego pr-2b	0	0	0	0
Weiss ss	4	1	1	0
Totals	37	3	9	3

Los Angeles	201	000	100	4	8	2
Oakland	100	001	100	3	9	2

E – Hubbard, Weiss, Griffin. **LOB** – Los Angeles 6, Oakland 10. **2B** – Stubbs, Henderson, Shelby. **SB** – M. Davis. **CS** – Heep, Scioscia, Griffin.

Los Angeles	ip	h	r	er	bb	so
Belcher (W)	6.2	7	3	2	2	7
J. Howell (Sv)	2.1	2	0	0	1	2
Oakland	ip	h	r	er	bb	so
Stewart (L)	6.1	6	4	2	3	0
Cadaret	1.2	1	0	0	0	3
Eckersley	1.0	1	0	0	0	1

PB – Steinbach, Scioscia. **Balk** – Leary.
T – 3:05. **A** – 49,317
Umpires – Cousins, Crawford, McCoy, Harvey, Merrill and Froemming.

Los Angeles	ab	r	h	bi
Sax 2b	4	0	2	0
Stubbs 1b	4	1	2	0
Hatcher lf	4	2	2	2
Gonzalez lf	0	0	0	0
Marshall rf	4	0	0	0
Shelby cf	3	0	0	0
M. Davis dh	2	2	1	2
Dempsey c	4	0	1	1
Hamilton 3b	4	0	0	0
Griffin ss	4	0	0	0
Totals	33	5	8	5

Oakland	ab	r	h	bi
Javier lf	3	0	1	2
Henderson cf	2	0	0	0
Canseco rf	4	0	0	0
Parker dh	4	0	0	0
McGwire 1b	4	0	0	0
Hassey c	3	0	0	0
Lansford 3b	4	1	2	0
Phillips 2b	3	1	1	0
Weiss ss	2	0	0	0
Totals	29	2	4	2

Los Angeles	200	201	000	5	8	0
Oakland	001	000	010	2	4	0

DP – Oakland 1. **LOB** – Los Angeles 4, Oakland 6. **2B** – Dempsey. **HR** – Hatcher, M. Davis. **CS** – Sax. **S** – Weiss. **SF** – Javier.

Los Angeles	ip	h	r	er	bb	so
Hershiser (W)	9.0	4	2	2	4	9
Oakland	ip	h	r	er	bb	so
S. Davis (L)	4.2	6	4	4	1	5
Cadaret	0.0	1	0	0	0	0
Nelson	3.0	1	1	1	2	1
Honeycutt	0.1	0	0	0	0	0
Plunk	0.2	0	0	0	0	0
Burns	0.1	0	0	0	0	0

Cadaret pitched to one batter in the 5th.
WP – Hershiser.
T – 2:51. **A** – 49,317
Umpires – Crawford, McCoy, Harvey, Merrill, Froemming and Cousins.

1989 ALCS

The A's win their second consecutive American League Pennant by defeating Toronto, 4 games to 1. Rickey Henderson runs away with ALCS MVP honors, batting .400 with eight runs scored, two home runs, five RBI and eight stolen bases in the five game series. Dave Parker also homers twice, Dave Stewart wins both of his starts and Dennis Eckersley saves three of the A's four wins.

The A's win Game 1 by a 7-3 score, but were trailing 3-2 entering the sixth. Mark McGwire ties the game with a solo home run and Henderson breaks up a double play that leads to two more runs. Stewart and Eckersley do not allow a hit after a fourth inning home run by Ernie Whitt. Henderson goes 2 for 2 with two walks, two runs and four steals to lead the A's to a 6-3 win in Game 2 as Mike Moore allows just one unearned run in seven innings for the win. The series moves to Toronto for Game 3 and the Blue Jays record a 7-3 win, scoring six runs off Storm Davis after the A's build a 3-0 lead. Jose Canseco hits a home run into the fifth deck at Skydome to highlight the A's 6-5 win in Game 4. Henderson hit two home runs and also drives in four runs. The A's then clinch the series with a 4-3 win in Game 5, building a 4-0 lead before holding on as the Blue Jays score two in the eighth and three in the ninth. Stewart picks up the win and the A's offense collects just four hits.

FINAL STATISTICS

PLAYER	AVG	G	AB	R	H	TB	2B	3B	HR	RBI	SH	SF	HP	BB	IBB	SO	SB	CS	DP	E	SLG	OBP
Blankenship	—	1	0	0	0	0	0	0	0	0	0	0	0	0	0	0	0	0	0	0	—	—
Canseco	.294	5	17	1	5	8	0	0	1	3	0	0	0	3	0	7	0	2	0	1	.471	.400
Gallego	.273	4	11	3	3	4	1	0	0	1	2	0	0	0	0	2	0	0	0	0	.364	.273
Hassey	.167	2	6	0	1	1	0	0	0	1	0	1	0	1	0	2	0	0	1	0	.167	.250
Henderson, D	.263	5	19	4	5	11	3	0	1	1	0	0	0	2	0	5	0	0	0	0	.579	.333
Henderson, R	.400	5	15	8	6	15	1	1	2	5	0	0	1	7	0	0	8	1	0	11	1.000	.609
Javier	.000	1	2	0	0	0	0	0	0	0	0	0	0	0	0	1	0	0	0	0	.000	.000
Lansford	.455	3	11	2	5	5	0	0	0	4	0	0	0	2	0	1	2	0	0	0	.455	.538
McGwire	.389	5	18	3	7	11	1	0	1	3	0	1	0	1	0	4	0	0	1	1	.611	.400
Parker	.188	4	16	2	3	9	0	0	2	3	0	0	0	0	0	0	0	0	0	0	.563	.188
Phelps	1.000	1	1	0	1	2	1	0	0	0	0	0	0	0	0	0	0	0	0	0	2.000	1.000
Phillips	.167	5	18	1	3	4	1	0	0	1	0	0	0	2	0	4	2	0	0	0	.222	.250
Steinbach	.200	4	15	0	3	3	0	0	0	1	0	0	1	0	5	0	0	0	0	0	.200	.250
Weiss	.111	4	9	2	1	2	1	0	0	0	1	0	0	1	0	1	1	0	0	0	.222	.200
Totals	.272	5	158	26	43	75	9	1	7	23	3	2	1	20	0	32	13	3	2	3	.475	.354

PITCHER	W	L	ERA	G	GS	CG	GF	SHO	SV	IP	H	R	ER	HR	HB	BB	IBB	SO	WP	BK	AVG
Davis	0	1	7.11	1	1	0	0	0	0	6.1	5	6	5	0	0	2	1	3	0	0	.227
Eckersley	0	0	1.59	4	0	0	4	0	3	5.2	4	1	1	0	0	0	0	2	0	0	.211
Honeycutt	0	0	32.40	3	0	0	0	0	0	1.2	6	6	6	0	0	5	0	1	1	0	.545
Moore	1	0	0.00	1	1	0	0	0	0	7.0	3	1	0	0	0	2	0	3	0	0	.125
Nelson	0	0	0.00	1	0	0	0	0	0	1.1	1	0	0	0	0	0	0	2	0	0	.250
Stewart	2	0	2.81	2	2	0	0	0	0	16.0	13	5	5	3	0	3	0	9	0	0	.224
Welch	1	0	3.18	1	1	0	0	0	0	5.2	8	2	2	0	0	1	0	4	0	0	.308
Young	0	0	0.00	1	0	0	1	0	0	0.1	0	0	0	0	0	2	0	0	0	0	.000
Totals	4	1	3.89	5	5	0	5	0	3	44.0	40	21	19	3	0	15	1	24	1	0	.242

Game 1 — October 3
Oakland 7, Toronto 3

Game 2 — October 4
Oakland 6, Toronto 3

Game 3 — October 6
Toronto 7, Oakland 3

Toronto	ab	r	h	bi
Moseby cf	4	0	0	0
Wilson rf	3	0	1	0
McGriff 1b	4	0	0	0
Bell lf	4	1	1	0
Fernandez ss	4	1	1	0
Whitt c	3	1	1	2
Gruber 3b	3	0	0	0
Mazzilli dh	3	0	0	0
Liriano 2b	2	0	1	1
Totals	30	3	5	3

Oakland	ab	r	h	bi
R. Henderson lf	2	1	0	0
Lansford 3b	5	1	2	2
Canseco rf	4	0	0	0
Parker dh	4	0	1	1
D. Henderson cf	4	1	2	1
McGwire 1b	4	1	1	1
Steinbach c	4	0	1	0
Phillips 2b	3	1	2	0
Gallego ss	4	2	2	0
Totals	34	7	11	5

Toronto	020	100	000	3	5	1
Oakland	010	013	02x	7	11	0

E – Liriano. **DP** – Oakland 1. **LOB** – Toronto 4, Oakland 8. **2B** – Phillips, Gallego. **HR** – D. Henderson, Whitt, McGwire. **SB** – R. Henderson 2, Fernandez, Liriano, Wilson, Lansford, Phillips. **SF** – Whitt.

Toronto	ip	h	r	er	bb	so
Stieb (L)	5.1	8	4	4	2	6
Acker	1.2	1	1	0	0	1
Ward	1.0	2	2	2	2	2
Oakland	ip	h	r	er	bb	so
Stewart (W)	8.0	5	3	3	3	6
Eckersley	1.0	0	0	0	0	0

WP – Ward. **PB** – Whitt. **HBP** – by Acker (R. Henderson).
T – 2:52. **A** – 49,435
Umpires – Phillips, Morrison, Ford, Cousins, Palermo and Reed.

Toronto	ab	r	h	bi
Moseby cf	3	2	1	0
Wilson rf	3	0	1	0
McGriff 1b	4	0	1	2
Bell lf	4	0	1	0
Fernandez ss	3	0	0	0
Whitt c	4	0	0	0
Gruber 3b	4	0	0	0
Mazzilli dh	4	0	0	0
Liriano 2b	2	1	1	0
Totals	31	3	5	2

Oakland	ab	r	h	bi
R. Henderson lf	2	2	2	0
Lansford 3b	3	1	1	1
Parker dh	4	1	1	1
McGwire 1b	4	1	3	1
D. Henderson cf	4	1	1	0
Hassey c	2	0	0	1
Phillips 2b	4	0	1	1
Javier rf	2	0	0	0
Canseco ph-rf	1	0	0	0
Weiss ss	3	0	0	0
Totals	29	6	9	5

Toronto	001	000	020	3	5	1
Oakland	000	203	10x	6	9	1

E – McGwire, McGriff. **DP** – Toronto 2, Oakland 1. **LOB** – Toronto 5, Oakland 5. **2B** – McGwire, D. Henderson. **HR** – Parker. **SB** – Fernandez, R. Henderson 4, Liriano, Phillips, Lansford. **SF** – Hassey.

Toronto	ip	h	r	er	bb	so
Stottliemyre (L)	5.0	7	4	4	2	3
Acker	0.1	2	1	1	0	0
Wells	1.0	0	1	0	2	1
Henke	0.2	0	0	0	0	1
Cerutti	1.0	0	0	0	1	0
Oakland	ip	h	r	er	bb	so
Moore (W)	7.0	3	1	0	2	3
Honeycutt	0.0	1	2	2	2	0
Eckersley (Sv)	2.0	1	0	0	0	0

Stottliemyre pitched to two batters in the 6th. Honeycutt pitched to three batters in the 8th.
PB – Hassey.
T – 3:20. **A** – 49,444
Umpires – Morrison, Ford, Cousins, Palermo, Reed and Phillips.

Oakland	ab	r	h	bi
R. Henderson lf	4	2	1	0
Lansford 3b	3	0	2	1
Blankenship 2b	0	0	0	0
Canseco rf	4	0	2	0
McGwire 1b	2	0	0	1
D. Henderson cf	4	0	1	0
Steinbach c	4	0	0	0
Parker dh	4	1	1	1
Phillips 2b-3b	4	0	0	0
Gallego ss	2	0	0	0
Phelps ph	1	0	1	0
Weiss pr-ss	1	0	0	0
Totals	33	3	8	3

Toronto	ab	r	h	bi
Moseby cf	2	1	0	1
Wilson rf	4	1	2	1
McGriff 1b	4	1	1	0
Bell dh	3	0	0	1
Fernandez ss	4	2	2	1
Whitt c	3	0	1	1
Gruber 3b	2	1	0	0
Lee 2b	4	1	1	0
Felix rf	3	0	1	1
Totals	29	7	8	6

Oakland	101	100	000	3	8	1
Toronto	000	400	30x	7	8	0

E – Canseco. **DP** – Oakland 1, Toronto 1. **LOB** – Oakland 7, Toronto 4. **2B** – R. Henderson, Fernandez 2, D. Henderson, Phelps. **HR** – Parker. **SB** – R. Henderson. **SF** – McGwire, Bell.

Oakland	ip	h	r	er	bb	so
Davis (L)	6.1	5	6	5	2	3
Honeycutt	0.0	2	1	1	1	0
Nelson	1.1	1	0	0	0	2
M. Young	0.1	0	0	0	2	0
Toronto	ip	h	r	er	bb	so
Key (W)	6.0	7	3	3	2	2
Acker	2.0	1	0	0	1	1
Henke	1.0	0	0	0	0	1

Honeycutt pitched to three batters in the 7th.
T – 2:54. **A** – 50,268
Umpires – Ford, Cousins, Palermo, Reed, Phillips and Morrison.

Game 4 — October 7
Oakland 6, Toronto 5

Game 5 — October 8
Oakland 4, Toronto 3

Oakland	ab	r	h	bi
R. Henderson lf	4	2	2	4
D. Henderson cf	4	1	1	0
Canseco rf	5	1	2	2
McGwire 1b	4	0	2	0
Steinbach c	3	0	1	0
Phillips 3b	3	0	0	0
Hassey c	4	0	1	0
Gallego 2b	4	1	1	0
Weiss ss	3	1	1	0
Totals	34	6	11	6

Toronto	ab	r	h	bi
Moseby cf	3	0	2	0
Wilson lf	5	1	1	1
McGriff 1b	5	0	1	1
Bell dh	5	0	0	0
Fernandez ss	5	2	2	0
Whitt c	2	0	0	0
Borders ph-c	1	0	1	1
Mulliniks ph	1	0	0	0
Gruber 3b	5	1	4	0
Lee 2b	4	1	1	0
Mazzilli ph	1	0	0	0
Felix rf	4	0	1	2
Totals	41	5	13	5

Oakland	003	020	100	6	11	1
Toronto	000	101	120	5	13	0

E – R. Henderson. **DP** – Toronto 2. **LOB** – Oakland 6, Toronto 12. **2B** – Weiss, Felix, D. Henderson, Fernandez. **HR** – R. Henderson 2, Canseco. **SB** – Moseby, Gruber, Weiss, Fernandez. **S** – Weiss.

Oakland	ip	h	r	er	bb	so
Welch (W)	5.2	8	2	2	1	4
Honeycutt	1.2	3	3	3	2	1
Eckersley (Sv)	1.2	2	0	0	0	1
Toronto	ip	h	r	er	bb	so
Flanagan (L)	4.1	7	5	5	1	3
Ward	2.2	4	1	1	1	3
Cerutti	1.2	0	0	0	2	1
Acker	0.1	0	0	0	0	0

WP – Honeycutt.

T – 3:29. **A** – 50,076

Umpires – Cousins, Palermo, Reed, Phillips, Morrison and Ford.

Oakland	ab	r	h	bi
R. Henderson lf	3	1	1	1
Phillips 3b	4	0	0	0
Canseco rf	3	0	1	1
Parker dh	4	0	0	0
D. Henderson cf	3	1	0	0
McGwire 1b	4	1	1	0
Steinbach c	4	0	1	1
Weiss ss	2	1	0	0
Gallego 2b	1	0	0	0
Totals	28	4	4	4

Toronto	ab	r	h	bi
Moseby cf	4	1	2	1
Wilson lf	4	0	0	0
McGriff 1b	4	0	0	0
Bell dh	4	1	2	1
Fernandez ss	4	1	2	0
Whitt c	4	0	0	0
Gruber 3b	3	0	1	1
Felix rf	4	0	1	0
Liriano 2b	3	0	1	0
Totals	34	3	9	3

Oakland	101	000	200	4	4	0
Toronto	000	000	012	3	9	0

DP – Oakland 1. **LOB** – Oakland 3, Toronto 5. **2B** – Gruber. **3B** – R. Henderson. **HR** – Moseby, Bell. **SB** – R. Henderson, Liriano, Fernandez 2. **S** – Gallego 2. **SF** – Gruber.

Oakland	ip	h	r	er	bb	so
Stewart (W)	8.0	8	2	2	0	3
Eckersley (Sv)	1.0	1	1	1	0	1
Toronto	ip	h	r	er	bb	so
Stieb (L)	6.0	4	4	4	4	4
Acker	2.0	0	0	0	0	2
Henke	1.0	0	0	0	0	1

Stieb pitched to three batters in the 7th. Stewart pitched to one batter in the 9th.

T – 2:52. **A** – 50,024

Umpires – Palermo, Reed, Phillips, Morrison, Ford and Cousins.

1989 WORLD SERIES

Oakland sweeps San Francisco for the A's first World Championship in 15 years in a series halted 12 days after an earthquake struck just prior to Game 3. The A's outscore the Giants 32-14 in the four game set, hitting nine home runs and batting .301. Dave Stewart earns series MVP honors with two wins and a 1.69 ERA, Mike Moore wins the other two games and Rickey Henderson hits .474.

Stewart tosses a five-hit shutout in Game 1 as the A's win 5-0 in Oakland. The A's score three times in the second and Dave Parker and Walt Weiss hit solo home runs in the third and fourth innings. Moore and the A's bullpen hold the Giants to one run in a 5-1 victory in Game 2. With the score tied 1-1 after three innings, the A's break the game open with a four-run fourth, highlighted by Terry Steinbach's three-run homer. The series moves to San Francisco for Game 3 and the A's outslug the Giants 13-7. Dave Henderson homers twice and Tony Phillips, Jose Canseco and Carney Lansford also homer as the A's tie a series record with five home runs. Moore picks up the win in the A's 9-6 win in Game 4 and also adds a two-run double. Rickey Henderson homers and collects three hits as the A's lead 8-0 entering the bottom of the sixth.

FINAL STATISTICS

PLAYER	AVG	G	AB	R	H	TB	2B	3B	HR	RBI	SH	SF	HP	BB	IBB	SO	SB	CS	DP	E	SLG	OBP
Blankenship	.500	1	2	1	1	1	0	0	0	0	0	0	0	0	0	0	0	0	0	0	.500	.500
Canseco	.357	4	14	5	5	8	0	0	1	3	0	0	0	4	1	3	1	0	0	0	.571	.500
Gallego	.000	2	1	0	0	0	0	0	0	0	0	0	0	0	0	0	0	0	0	0	.000	.000
Henderson, D	.308	4	13	6	4	12	2	0	2	4	0	0	1	4	0	3	0	0	1	0	.923	.500
Henderson, R	.474	4	19	4	9	17	1	2	1	3	0	0	0	2	0	2	3	1	0	0	.895	.524
Javier	—	1	0	0	0	0	0	0	0	0	0	0	0	0	0	0	0	0	0	0	—	—
Lansford	.438	4	16	5	7	11	1	0	1	4	0	0	0	3	0	1	0	0	1	0	.688	.526
McGwire	.294	4	17	0	5	6	1	0	0	1	0	0	0	1	0	3	0	0	0	0	.353	.333
Moore	.333	2	3	1	1	2	1	0	0	2	0	0	0	0	0	1	0	0	0	0	.667	.333
Parker	.222	3	9	2	2	6	1	0	1	2	0	0	0	0	0	2	0	0	0	0	.667	.222
Phelps	.000	1	1	0	0	0	0	0	0	0	0	0	0	0	0	0	0	0	0	0	.000	.000
Phillips	.235	4	17	2	4	8	1	0	1	3	0	0	0	0	0	3	0	0	0	0	.471	.235
Steinbach	.250	4	16	3	4	9	0	1	1	7	0	0	0	2	0	1	0	0	0	0	.563	.333
Stewart	.000	2	3	0	0	0	0	0	0	0	0	0	0	0	0	1	0	0	0	1	.000	.000
Weiss	.133	4	15	3	2	5	0	0	1	1	0	0	0	2	2	2	0	0	0	0	.333	.235
Totals	.301	4	146	32	44	85	8	3	9	30	0	0	1	18	3	22	4	1	2	1	.582	.382

PITCHER	W	L	ERA	G	GS	CG	GF	SHO	SV	IP	H	R	ER	HR	HB	BB	IBB	SO	WP	BK	AVG
Burns	0	0	0.00	2	0	0	1	0	0	1.2	1	0	0	0	0	1	0	0	0	0	.167
Eckersley	0	0	0.00	2	0	0	2	0	1	1.2	0	0	0	0	0	0	0	0	0	0	.000
Honeycutt	0	0	6.75	3	0	0	0	0	0	2.2	4	2	2	0	0	0	0	2	0	0	.364
Moore	2	0	2.08	2	2	0	0	0	0	13.0	9	3	3	1	0	3	0	10	2	0	.196
Nelson	0	0	54.00	2	0	0	0	0	0	1.0	4	6	6	2	0	2	0	1	0	0	.571
Stewart	2	0	1.69	2	2	1	0	1	0	16.0	10	3	3	1	0	2	0	14	0	0	.169
Totals	4	0	3.50	4	4	1	3	1	1	36.0	28	14	14	4	0	8	0	27	2	0	.209

Game 1 — October 14
Oakland 5, San Francisco 0

Game 2 — October 15
Oakland 5, San Francisco 1

Game 3 — October 27
Oakland 13, San Francisco 7

San Francisco	ab	r	h	bi
Butler cf	4	0	0	0
Thompson 2b	4	0	0	0
Clark 1b	4	0	2	0
Mitchell lf	4	0	2	0
Williams 3b-ss	4	0	0	0
Riles dh	4	0	0	0
Maldonado rf	4	0	0	0
Kennedy c	3	0	0	0
Uribe ss	2	0	1	0
Oberkfell ph	0	0	0	0
Totals	33	0	5	0

Oakland	ab	r	h	bi
R. Henderson lf	5	0	2	1
Lansford 3b	5	0	1	0
Gallego 2b	0	0	0	0
Canseco rf	3	0	0	0
Parker dh	4	1	1	1
D. Henderson cf	3	1	0	0
McGwire 1b	4	0	3	0
Steinbach c	4	1	1	0
Phillips 2b-3b	4	1	2	1
Weiss ss	4	1	1	1
Totals	36	5	11	4

San Francisco	000	000	000	0	5	1
Oakland	031	100	00x	5	11	1

E – Stewart, Kennedy. **LOB** – San Francisco 7, Oakland 9. **2B** – Clark. **HR** – Parker, Weiss.

San Francisco	ip	h	r	er	bb	so
Garrelts (L)	4.0	7	5	4	1	5
Hammaker	1.2	3	0	0	0	2
Brantley	1.1	1	0	0	1	0
LaCoss	1.0	0	0	0	0	1
Oakland	ip	h	r	er	bb	so
Stewart (W)	9.0	5	0	0	1	6

PB – Steinbach.
T – 2:45. **A** – 49,385
Umpires – Garcia, Runge, Voltaggio, Rennert, Clark and Gregg.

San Francisco	ab	r	h	bi
Butler cf	2	0	1	0
Thompson 2b	3	0	0	1
Clark 1b	4	0	0	0
Mitchell lf	4	0	1	0
Williams 3b-ss	4	0	0	0
Riles dh	3	0	0	0
Maldonado rf	3	0	0	0
Kennedy c	3	0	1	0
Uribe ss	2	1	0	0
Oberkfell ph-3b	1	0	1	0
Totals	29	1	4	1

Oakland	ab	r	h	bi
R. Henderson lf	3	1	3	0
Lansford 3b	3	0	1	1
Canseco rf	2	1	0	0
Parker dh	4	1	1	1
D. Henderson cf	3	1	0	0
McGwire 1b	4	0	1	0
Steinbach c	4	1	1	3
Phillips 2b	3	0	0	0
Weiss ss	3	0	0	0
Totals	29	5	7	5

San Francisco	001	000	000	1	4	0
Oakland	100	400	00x	5	7	0

DP – San Francisco 2, Oakland 1.
LOB – San Francisco 4, Oakland 5. **2B** – Lansford, Parker, McGwire. **3B** – R. Henderson. **HR** – Steinbach. **SB** – R. Henderson, Butler 2. **CS** – R. Henderson. **SF** – Thompson.

San Francisco	ip	h	r	er	bb	so
Reuschel (L)	4.0	5	5	5	4	2
Downs	2.0	1	0	0	0	2
Lefferts	1.0	1	0	0	1	1
Bedrosian	1.0	0	0	0	0	2
Oakland	ip	h	r	er	bb	so
Moore (W)	7.0	4	1	1	2	7
Honeycutt	1.1	0	0	0	0	1
Eckersley	0.2	0	0	0	0	0

Reuschel pitched to two batters in the 5th. Moore pitched to one batter in the 8th.
WP – Moore 2. **T** – 2:47. **A** – 49,388
Umpires – Runge, Voltaggio, Rennert, Clark, Gregg and Garcia.

Oakland	ab	r	h	bi
R. Henderson lf	5	1	1	0
Nelson p	0	0	0	0
Burns p	0	0	0	0
Lansford 3b	4	4	3	2
Honeycutt p	0	0	0	0
Gallego ph	1	0	0	0
Canseco rf	5	3	3	3
Javier rf	0	0	0	0
McGwire 1b	4	0	0	1
D. Henderson cf	4	2	3	4
Steinbach c	4	0	1	1
Phillips 2b-3b-lf	5	1	1	1
Weiss ss	5	1	1	0
Stewart p	3	0	0	0
Blankenship ph-2b	2	1	1	0
Totals	42	13	14	12

San Francisco	ab	r	h	bi
Butler cf	3	0	0	0
Nixon ph-cf	2	1	1	0
Thompson 2b	3	0	0	0
Litton ph-2b	2	0	2	1
Clark 1b	4	1	1	0
Mitchell lf	5	1	1	0
Oberkfell 3b	2	1	1	0
Williams ss	4	1	1	1
Kennedy c	3	0	1	2
Manwaring c	1	1	1	0
Sheridan rf	2	0	0	0
Brantley p	0	0	0	0
Riles ph	1	0	0	0
Hammaker p	0	0	0	0
Lefferts p	0	0	0	0
Bathe ph	1	1	1	3
Garrelts p	1	0	0	0
Downs p	0	0	0	0
Maldonado rf	3	0	0	0
Totals	37	7	10	7

Oakland	200	241	040	13	14	0
San Francisco	010	200	004	7	10	3

E – Oberkfell, Mitchell, Lefferts. **DP** – San Francisco 1. **LOB** – Oakland 7, San Francisco 6. **2B** – D. Henderson, R. Henderson, Manwaring Litton. **HR** – Williams, D. Henderson 2, Phillips, Canseco, Lansford, Bathe. **SB** – R. Henderson 2.

Oakland	ip	h	r	er	bb	so
Stewart (W)	7.0	5	3	3	1	8
Honeycutt	1.0	1	0	0	0	1
Nelson	0.2	3	4	4	1	1
Burns	0.1	1	0	0	1	0
San Francisco	ip	h	r	er	bb	so
Garrelts (L)	3.1	6	4	4	0	3
Downs	1.0	2	4	4	2	1
Brantley	2.2	1	1	1	2	1
Hammaker	0.2	5	4	4	0	0
Lefferts	1.1	0	0	0	0	0

HBP – by Hammaker (D. Henderson).
Balk – Brantley.
T – 3:03. **A** – 62,038
Umpires – Voltaggio, Rennert, Clark, Gregg, Garcia and Runge.

HISTORY

Game 4 — October 28
Oakland 9, San Francisco 6

Oakland	ab	r	h	bi
R. Henderson lf	6	2	3	2
Lansford 3b	4	1	2	1
Canseco rf	4	1	2	0
McGwire 1b	5	0	1	0
D. Henderson cf	3	2	1	0
Steinbach c	4	1	1	3
Phillips 2b	5	0	1	1
Weiss ss	3	1	0	0
Moore p	3	1	1	2
Phelps ph	1	0	0	0
Nelson p	0	0	0	0
Honeycutt p	0	0	0	0
Burns p	0	0	0	0
Parker ph	1	0	0	0
Eckersley p	0	0	0	0
Totals	39	9	12	9

San Francisco	ab	r	h	bi
Butler cf	5	1	3	1
Oberkfell 3b	3	0	0	0
Thompson ph-2b	1	0	1	1
Bedrosian p	0	0	0	0
Clark 1b	4	1	1	0
Mitchell lf	4	1	1	2
Williams ss-3b	4	0	1	0
Kennedy c	3	1	0	0
Litton 2b-3b-2b	4	1	1	2
Nixon rf	3	0	0	0
Robinson p	0	0	0	0
LaCoss p	1	0	0	0
Bathe ph	1	0	0	0
Brantley p	0	0	0	0
Downs p	0	0	0	0
Maldonado ph	1	1	1	0
Lefferts p	0	0	0	0
Uribe ss	1	0	0	0
Totals	35	6	9	6

Oakland	130	031	010	9	12	0
San Francisco	000	002	400	6	9	0

LOB – Oakland 10, San Francisco 4. **2B** – D. Henderson, Moore, Phillips, Butler.
3B – Steinbach, R. Henderson, Maldonado. **HR** – R. Henderson, Mitchell, Litton. **SB** – Canseco. **CS** – Butler.

Oakland	ip	h	r	er	bb	so
Moore (W)	6.0	5	2	2	1	3
Nelson	0.1	1	2	2	1	0
Honeycutt	0.1	3	2	2	0	0
Burns	1.1	0	0	0	0	0
Eckersley (Sv)	1.0	0	0	0	0	0
San Francisco	ip	h	r	er	bb	so
Robinson (L)	1.2	4	4	4	1	0
LaCoss	3.1	4	3	3	3	1
Brantley	0.1	3	1	1	0	0
Downs	1.2	0	0	0	0	1
Lefferts	0.1	1	1	1	1	0
Bedrosian	1.2	0	0	0	2	0

HBP – by Hammaker (D. Henderson).
Balk – Brantley.
T – 3:07. **A** – 62,032
Umpires – Rennett, Clark, Gregg, Garcia, Runge and Voltaggio.

1990 ALCS

The A's sweep Boston in the American League Championship Series for the second time in the last three years and become the first team since the 1976-78 New York Yankees to win three straight pennants. The A's pitching staff held the Red Sox to four runs, one in each game, while the offense hit .299 with no home runs. Dave Stewart picked up two wins and posted a 1.13 ERA to earn ALCS MVP honors and Terry Steinbach (.455), Carney Lansford (.438) and Mike Gallego (.400) all hit .400.

Dave Stewart and Roger Clemens engaged in a pitchers duel in Game 1 and when Clemens left after six innings, the A's trailed 1-0. The A's then scored nine runs off the Sox bullpen, including seven in the ninth, to win 9-1. Rickey Henderson had three RBI, Lansford and Steinbach had three hits each and Stewart allows one run in eight innings. Boston again took a 1-0 lead in Game 2, but the A's scored four unanswered runs this time, tying the game on a Harold Baines RBI single in the fourth and taking the lead on a Baines ground out in the seventh. The series moves to Oakland for Game 3 and starts in a familiar way as Boston scores a run in the second before the A's score twice in the fourth and sixth innings to win 4-1. The A's finally score first in Game 4, scoring three times in the second highlighted by a two-run double by Mike Gallego. Dave Stewart pitches eight scoreless innings before allowing a run in the ninth and Rick Honeycutt gets the final three outs for the save in the A's 3-1 win.

FINAL STATISTICS

PLAYER	AVG	G	AB	R	H	TB	2B	3B	HR	RBI	SH	SF	HP	BB	IBB	SO	SB	CS	DP	E	SLG	OBP
Baines	.357	4	14	2	5	6	1	0	0	3	1	0	0	2	2	1	1	0	1	0	.429	.438
Blankenship	—	3	0	1	0	0	0	0	0	0	0	0	0	0	0	0	1	0	0	0	—	—
Canseco	.182	4	11	3	2	2	0	0	0	1	0	1	0	5	0	5	2	0	0	0	.182	.412
Gallego	.400	4	10	1	4	5	1	0	0	2	0	0	1	1	0	1	0	1	0	0	.500	.500
Hassey	.333	2	3	0	1	1	0	0	0	0	0	0	1	2	0	0	0	0	1	0	.333	.667
Henderson, D	.167	2	6	0	1	1	0	0	0	1	0	1	1	0	0	2	1	0	1	0	.167	.250
Henderson, R	.294	4	17	1	5	5	0	0	0	3	0	1	0	1	0	2	2	1	0	0	.294	.316
Jennings	.000	1	1	0	0	0	0	0	0	0	0	0	0	0	0	0	0	0	0	0	.000	.000
Lansford	.438	4	16	2	7	8	1	0	0	2	2	0	0	0	0	1	0	0	0	0	.500	.438
McGee	.222	3	9	3	2	3	1	0	0	0	1	0	0	1	0	2	2	0	0	0	.333	.300
McGwire	.154	4	13	2	2	2	0	0	0	2	0	0	1	3	0	3	0	0	0	0	.154	.353
Quirk	1.000	1	1	0	1	1	0	0	0	0	0	0	0	0	0	0	0	0	0	0	1.000	1.000
Randolph	.375	4	8	1	3	3	0	0	0	3	0	0	0	1	0	0	0	0	1	0	.375	.444
Steinbach	.455	3	11	2	5	5	0	0	0	1	0	0	0	1	0	2	0	1	1	0	.455	.500
Weiss	.000	2	7	2	0	0	0	0	0	0	0	0	0	2	0	2	0	0	0	1	.000	.222
Totals	.299	4	127	20	38	42	4	0	0	18	4	3	4	19	2	21	9	3	5	1	.331	.399

PITCHER	W	L	ERA	G	GS	CG	GF	SHO	SV	IP	H	R	ER	HR	HB	BB	IBB	SO	WP	BK	AVG
Eckersley	0	0	0.00	3	0	0	3	0	2	3.1	2	0	0	0	0	0	0	3	0	0	.167
Honeycutt	0	0	0.00	3	0	0	1	0	1	1.2	0	0	0	0	0	0	0	0	0	0	.000
Moore	1	0	1.50	1	1	0	0	0	0	6.0	4	1	1	0	0	1	0	5	0	0	.190
Nelson	0	0	0.00	1	0	0	0	0	0	1.2	3	0	0	0	0	0	0	0	0	0	.375
Stewart	2	0	1.13	2	2	0	0	0	0	16.0	8	2	2	1	0	2	0	4	0	0	.148
Welch	1	0	1.23	1	1	0	0	0	0	7.1	6	1	1	0	0	3	0	4	0	0	.222
Totals	4	0	1.00	4	4	0	4	0	3	36.0	23	4	4	1	0	6	0	16	0	0	.183

Game 1 — October 6
Oakland 9, Boston 1

Game 2 — October 7
Oakland 4, Boston 1

Game 3 — October 9
Oakland 4, Boston 1

Oakland	ab	r	h	bi
R. Henderson lf	5	1	2	3
McGee cf	4	1	0	0
Canseco rf	2	1	1	1
Baines dh	3	0	1	0
Blankenship pr	0	1	0	0
Lansford 3b	5	1	3	2
Steinbach c	5	1	3	1
McGwire 1b	3	1	0	0
Weiss ss	3	2	0	0
Gallego 2b	1	0	1	0
Quirk ph	1	0	1	0
Randolph pr-2b	2	0	1	1
Totals	34	9	13	8

Boston	ab	r	h	bi
Reed 2b-ss	3	0	0	0
Quintana 1b	4	0	0	0
Boggs 3b	4	1	1	1
Burks cf	4	0	1	0
Greenwell lf	4	0	0	0
Evans dh	2	0	0	0
Brunansky rf	3	0	1	0
Pena c	3	0	0	0
Rivera ss	2	0	1	0
Marshall ph	1	0	1	0
Kutcher pr	0	0	0	0
Barrett 2b	0	0	0	0
Totals	30	1	5	1

Oakland	000	000	117	9	13	0
Boston	000	100	000	1	5	1

E – Gray. **DP** – Oakland 1, Boston 1. **LOB** – Oakland 11, Boston 4. **2B** – Lansford, Burks. **HR** – Boggs. **SB** – Canseco, R. Henderson, McGee. **SH** – Reed, Baines, McGee. **SF** – R. Henderson, Canseco.

Oakland	ip	h	r	er	bb	so
Stewart (W)	8.0	4	1	1	1	3
Eckersley	1.0	1	0	0	0	0
Boston	ip	h	r	er	bb	so
Clemens	6.0	4	0	0	4	4
Andersen (L)	1.0	2	2	2	1	0
Bolton	0.1	0	0	0	0	0
Gray	0.2	3	2	1	1	0
Lamp	0.1	2	4	4	2	0
Murphy	0.2	2	1	1	1	0

Andersen pitched to one batter in eighth.
Gray pitched to two batters in ninth.
WP – Clemens. **PB** – Pena.
T – 3:26. **A** – 35,192
Umpires – Garcia, Hirschbeck, Evans, Cooney, Voltaggio and McCoy.

Oakland	ab	r	h	bi
R. Henderson lf	5	0	1	0
McGee cf	5	2	2	0
Lansford 3b	3	1	1	0
Baines dh	5	0	2	3
Blankenship pr	0	0	0	0
McGwire 1b	5	0	2	1
Lansford 3b	5	0	3	0
Hassey c	3	0	1	0
Weiss ss	4	0	0	0
Randolph 2b	0	0	0	0
Gallego 2b-ss	3	1	1	0
Totals	38	4	13	4

Boston	ab	r	h	bi
Reed 2b-ss	4	0	1	0
Quintana 1b	3	0	0	1
Boggs 3b	4	0	2	0
Burks cf	3	0	1	0
Greenwell lf	3	0	0	0
Evans dh	4	0	1	0
Brunansky rf	3	0	0	0
Pena c	4	0	0	0
Rivera ss	2	1	1	0
Marshall ph	1	0	0	0
Barrett 2b	0	0	0	0
Heep ph	1	0	0	0
Totals	32	1	6	1

Oakland	000	100	102	4	13	1
Boston	001	000	000	1	6	0

E – Weiss. **DP** – Oakland 1, Boston 2. **LOB** – Oakland 12, Boston 8. **2B** – Evans, Rivera, McGee, Baines. **SB** – Burks, McGee. **SF** – Quintana.

Oakland	ip	h	r	er	bb	so
Welch (W)	7.1	6	1	1	3	4
Honeycutt	0.1	0	0	0	0	0
Eckersley (S)	1.1	0	0	0	0	2
Boston	ip	h	r	er	bb	so
Kiecker	5.2	6	1	1	1	2
Harris (L)	0.1	3	1	1	0	0
Andersen	1.0	1	0	0	1	1
Reardon	2.0	3	2	2	1	0

Harris pitched to two batters in seventh.
Andersen pitched to one batter in eighth.
HBP – by Kiecker (Gallego), by Reardon (Hassey).
T – 3:42. **A** – 35,070
Umpires – Hirschbeck, Evans, Cooney, Voltaggio, McCoy and Garcia.

Boston	ab	r	h	bi
Reed 2b-ss	4	0	0	0
Quintana 1b	4	0	0	0
Boggs 3b	4	0	2	0
Burks cf	4	0	1	0
Greenwell lf	3	1	0	0
Evans dh	4	0	2	0
Brunansky rf	3	0	0	1
Pena c	4	0	3	0
Kutcher pr	0	0	0	0
Rivera ss	2	0	0	0
Marshall ph	1	0	0	0
Barrett 2b	0	0	0	0
Heep ph	1	0	0	0
Totals	34	1	8	1

Oakland	ab	r	h	bi
R. Henderson lf	4	0	1	0
Lansford 3b	3	0	0	0
Canseco rf	3	1	0	0
Baines dh	3	2	1	0
McGwire 1b	3	0	0	0
D. Henderson cf	2	0	1	1
Steinbach c	3	1	0	0
Randolph 2b	4	0	2	2
Gallego ss	3	0	1	0
Totals	28	4	6	3

Boston	010	000	000	1	8	3
Oakland	000	202	00x	4	6	0

E – Boddicker, Rivera, Pena. **DP** – Boston 1. **LOB** – Boston 8, Oakland 7. **2B** – Boggs. **SB** – Canseco, Baines, D. Henderson. **SH** – Lansford. **SF** – Brunansky, D. Henderson.

Boston	ip	h	r	er	bb	so
Boddicker (L)	8.0	6	4	2	3	7
Oakland	ip	h	r	er	bb	so
Moore (W)	6.0	4	1	1	1	5
Nelson	1.2	3	0	0	0	0
Honeycutt	0.1	0	0	0	0	0
Eckersley (S)	1.0	1	0	0	0	1

HBP – by Boddicker (McGwire, D. Henderson).
T – 2:47. **A** – 49,026.
Umpires – Evans, Cooney, Voltaggio, McCoy, Garcia and Hirschbeck.

Game 4 — October 10
Oakland 3, Boston 1

Boston	ab	r	h	bi
Burks cf	4	1	1	0
Reed 2b	4	0	1	1
Boggs 3b	4	0	2	0
Greenwell lf	4	0	0	0
Pena c	3	0	0	0
Evans dh	3	0	0	0
Brunansky rf	3	0	0	0
Quintana 1b	2	0	0	0
Rivera ss	3	0	0	0
Totals	30	1	4	1

Oakland	ab	r	h	bi
R. Henderson lf	3	0	1	0
D. Henderson cf	4	0	0	0
Canseco rf	3	0	0	0
Jennings rf	1	0	0	0
Baines dh	3	0	1	0
McGee pr	0	0	0	0
Hassey ph	0	0	0	0
Blankenship pr	0	0	0	0
Lansford 3b	3	1	1	0
Steinbach c	3	0	2	0
McGwire 1b	2	1	0	1
Randolph 2b	2	1	0	0
Gallego ss	3	0	1	2
Totals	27	3	6	3

Boston	000	000	001	1	4	1
Oakland	030	000	00x	3	6	0

E – Greenwell. **DP** – Boston 2, Oakland 1. **LOB** – Boston 3, Oakland 5. **2B** – Gallego, Burks. **SB** – R. Henderson, Blankenship. **SH** – Lansford.

Boston	ip	h	r	er	bb	so
Clemens (L)	1.2	3	3	3	1	0
Bolton	2.2	2	0	0	2	3
Gray	2.2	1	0	0	0	2
Andersen	1.0	0	0	0	1	2
Oakland	ip	h	r	er	bb	so
Stewart (W)	8.0	4	1	1	1	1
Honeycutt (S)	1.0	0	0	0	0	0

Stewart pitched to two batters in ninth.

T – 3:02. **A** – 49,052.

Umpires – Cooney, Voltaggio, McCoy, Garcia, Hirschbeck and Evans.

1990 WORLD SERIES

The A's are swept by Cincinnati in the World Series, the fourth sweep in which the A's were involved in six post season series from 1988-90. The Reds outscore the A's 22-8 shutting out Oakland in Game 1 and holding the A's to one run in Game 4. The A's hit .207 as a team led by Rickey Henderson (.333). Dave Stewart posts a 2.77 ERA but loses twice.

Former Athletic Jose Rijo shuts out the A's in Game 1 at Cincinnati, 7-0. He combines with Rob Dibble and Randy Myers on a nine-hit shutout as the A's strand 11. Dave Stewart takes the loss, allowing four runs on three hits and four walks in four innings. The A's lose 5-4 in 10 innings in Game 2 as Dennis Eckersley allows three consecutive hits, including the game winning RBI single to Joe Oliver. Jose Canseco's solo home run highlights the A's three-run third which puts Oakland ahead 4-2 but the Reds score one in the fourth and one in the eighth to tie game. The series moves to Oakland for Game 3 but the Reds win 8-2, scoring seven times in the third inning. Mike Moore allows six runs in 2 2/3 innings for the loss and Scott Sanderson allows two more. Harold Baines hits a two-run home run and Rickey Henderson a solo shot for the A's scoring. Dave Stewart tosses a complete game in Game 4, but the A's lose 2-1 as Jose Rijo and Randy Myers combine on a two-hitter. Carney Lansford has a RBI single in the first. Stewart shuts out the Reds over the first seven innings before Cincinnati scores two in the eighth on a fielders choice and a Hal Morris sacrifice fly.

FINAL STATISTICS

PLAYER	AVG	G	AB	R	H	TB	2B	3B	HR	RBI	SH	SF	HP	BB	IBB	SO	SB	CS	DP	E	SLG	OBP
Baines	.143	3	7	1	1	4	0	0	1	2	0	0	0	1	1	2	0	0	0	0	.571	.250
Blankenship	.000	1	1	0	0	0	0	0	0	0	0	0	0	0	0	1	0	0	0	0	.000	.000
Bordick	—	3	0	0	0	0	0	0	0	0	0	0	0	0	0	0	0	0	0	0	—	—
Canseco	.083	4	12	1	1	4	0	0	1	2	0	0	0	2	0	3	0	0	1	0	.333	.214
Gallego	.091	4	11	0	1	1	0	0	0	1	0	0	0	1	0	3	1	0	0	1	.091	.167
Hassey	.333	3	6	0	2	2	0	0	1	0	1	0	0	0	0	0	0	0	0	0	.333	.286
Henderson, D.	.231	4	13	2	3	4	1	0	0	0	0	0	0	1	0	3	0	0	0	0	.308	.286
Henderson, R.	.333	4	15	2	5	10	2	0	1	1	0	0	0	3	0	4	3	0	0	0	.667	.444
Jennings	1.000	1	1	0	1	1	0	0	0	0	0	0	0	0	0	0	0	0	0	0	1.000	1.000
Lansford	.267	4	15	0	4	4	0	0	1	1	0	0	0	1	0	0	1	0	0	0	.267	.313
McGee	.200	4	10	1	2	3	1	0	0	0	0	0	0	0	0	2	1	0	1	0	.300	.200
McGwire	.214	4	14	1	3	3	0	0	0	0	0	0	0	2	0	4	0	0	2	0	.214	.313
Quirk	.000	1	3	0	0	0	0	0	0	0	0	0	0	0	0	2	0	0	0	0	.000	.000
Randolph	.267	4	15	0	4	4	0	0	0	0	0	0	0	1	0	0	1	0	0	0	.267	.313
Steinbach	.125	3	8	0	1	1	0	0	0	0	0	0	0	0	0	1	0	0	0	0	.125	.125
Stewart	.000	2	1	0	0	0	0	0	0	0	0	0	0	0	0	1	0	0	0	0	.000	.000
Welch	.000	1	3	0	0	0	0	0	0	0	1	0	0	0	0	2	0	0	0	0	.000	.000
Totals	.207	4	135	8	28	41	4	0	3	8	2	1	0	12	1	28	7	0	2	5	.304	.270

PITCHER	W	L	ERA	G	GS	CG	GF	SHO	SV	IP	H	R	ER	HR	HB	BB	IBB	SO	WP	BK	AVG
Burns	0	0	16.20	2	0	0	0	0	0	1.2	5	3	3	0	0	2	0	0	1	0	.500
Eckersley	0	1	6.75	2	0	0	2	0	0	1.1	3	1	1	0	0	0	0	1	0	0	.429
Honeycutt	0	0	0.00	1	0	0	0	0	0	1.2	2	0	0	0	0	1	1	0	0	0	.286
Klink	0	0	—	1	0	0	0	0	0	0.0	0	0	0	0	0	1	0	0	0	0	—
Moore	0	1	6.75	1	1	0	0	0	0	2.2	8	6	2	2	0	0	0	1	0	0	.500
Nelson	0	0	0.00	2	0	0	0	0	0	5.0	3	0	0	0	0	2	0	0	0	0	.188
Sanderson	0	0	10.80	2	0	0	0	0	0	1.2	4	2	2	0	0	1	0	0	1	0	.500
Stewart	0	2	3.46	2	2	1	0	0	0	13.0	10	6	5	1	1	6	0	5	0	0	.222
Welch	0	0	4.91	1	1	0	0	0	0	7.1	9	4	4	0	0	2	0	2	0	0	.310
Young	0	0	0.00	1	0	0	1	0	0	1.0	1	0	0	0	0	0	0	0	0	0	.250
Totals	0	4	3.57	4	4	1	3	0	0	35.1	45	22	14	3	1	15	1	9	2	0	.317

Game 1 — October 16
Cincinnati 7, Oakland 0

Game 2 — October 17
Cincinnati 5, Oakland 4

Game 3 — October 19
Cincinnati 8, Oakland 3

Oakland	ab	r	h	bi
R. Henderson lf	5	0	3	0
McGee cf	5	0	1	0
Canseco rf	2	0	0	0
McGwire 1b	3	0	0	0
Lansford 3b	4	0	2	0
Steinbach c	4	0	1	0
Randolph 2b	4	0	1	0
Gallego ss	4	0	0	0
Stewart p	1	0	0	0
Jennings ph	1	0	1	0
Burns p	0	0	0	0
Nelson p	0	0	0	0
Hassey ph	1	0	0	0
Sanderson p	0	0	0	0
Eckersley p	0	0	0	0
D. Henderson ph	1	0	0	0
Totals	35	0	9	0

Cincinnati	ab	r	h	bi
Larkin ss	4	1	0	0
Hatcher cf	3	3	3	1
O'Neill rf	2	1	0	1
Davis lf	4	2	2	3
Morris 1b	4	0	1	0
Sabo 3b	3	0	1	2
Oliver c	4	0	1	0
Duncan 2b	3	0	1	0
Rijo p	3	0	1	0
Dibble p	0	0	0	0
Benzyer ph	1	0	0	0
Myers p	0	0	0	0
Totals	31	7	10	7

Oakland	000	000	000	0	9	1
Cincinnati	202	030	00x	7	10	0

E — Gallego. **DP** — Oakland 2, Cincinnati 1. **LOB** — Oakland 11, Cincinnati 6. **2B** — R. Henderson 2, Hatcher 2. **HR** — Davis. **SB** — McGee, Lansford.

Oakland	ip	h	r	er	bb	so
Stewart (L)	4.0	3	4	3	4	3
Burns	0.2	4	3	3	1	0
Nelson	1.1	2	0	0	1	0
Sanderson	1.0	1	0	0	0	0
Eckersley	1.0	0	0	0	0	1
Cincinnati	ip	h	r	er	bb	so
Rijo (W)	7.0	7	0	0	2	5
Dibble	1.0	1	0	0	1	0
Myers	1.0	1	0	0	0	2

WP — Dibble.
T — 2:38. **A** — 55,830
Umpires — Pulli, Roe, Quick, Hendry, Marsh and Barnett.

Oakland	ab	r	h	bi
R. Henderson lf	4	1	1	0
Lansford 3b	4	0	1	0
Canseco rf	5	1	1	2
McGwire 1b	4	1	2	0
D. Henderson cf	4	1	2	0
Steinbach c	0	0	0	0
Randolph 2b	4	0	0	0
Hassey c	4	0	2	1
Bordick pr-ss	0	0	0	0
Gallego ss	4	0	1	1
Baines ph	1	0	0	0
Eckersley p	0	0	0	0
Welch p	3	0	0	0
Honeycutt p	0	0	0	0
McGee cf	0	0	0	0
Totals	37	4	10	4

Cincinnati	ab	r	h	bi
Larkin ss	5	1	3	0
Hatcher cf	4	2	4	1
O'Neill rf	4	0	0	0
Davis lf	5	0	0	1
Morris 1b	3	0	0	0
Braggs ph	1	0	0	1
Dibble p	0	0	0	0
Bates ph	1	1	1	0
Sabo 3b	5	0	3	0
Oliver c	5	1	2	1
Duncan 2b	3	0	0	0
Jackson p	1	0	0	0
Scudder p	0	0	0	0
Oester p	1	0	1	1
Armstrong p	0	0	0	0
Winningham ph	1	0	0	0
Charlton p	0	0	0	0
Benzyer 1b	1	0	0	0
Totals	40	5	14	5

One out when winning run scored
Oakland 103 000 000 0 410 2
Cincinnati 200 100 010 1 514 2

E — Jackson, Oliver, Hassey, McGwire.
DP — Cincinnati 1. **LOB** — Oakland 10, Cincinnati 10. **2B** — Larkin, Hatcher 2, Oliver. **3B** — Hatcher. **HR** — Canseco. **SB** — R. Henderson. **SH** — Lansford, Welch. **SF** — Hassey.

Oakland	ip	h	r	er	bb	so
Welch	7.1	9	4	4	2	2
Honeycutt	1.2	2	0	0	1	0
Eckersley (L)	0.1	3	1	1	0	0
Cincinnati	ip	h	r	er	bb	so
Jackson	2.2	6	4	3	2	0
Scudder	1.1	0	0	0	2	2
Armstrong	3.0	1	0	0	0	3
Charlton	1.0	1	0	0	0	0
Dibble (W)	2.0	2	0	0	0	2

T — 3:31. **A** — 55,832
Umpires — Roe, Quick, Hendry, Marsh, Barnett and Pulli.

Cincinnati	ab	r	h	bi
Larkin ss	5	0	2	1
Hatcher cf	5	1	2	0
O'Neill rf	3	1	1	0
Davis lf	5	1	2	1
Morris dh	4	0	0	1
Sabo 3b	4	2	2	3
Benzyer 1b	5	1	2	0
Oliver c	5	1	2	1
Duncan 2b	4	1	1	1
Totals	40	8	14	8

Oakland	ab	r	h	bi
R. Henderson lf	3	1	1	1
Lansford 3b	3	0	0	0
Canseco rf	4	0	0	0
D. Henderson cf	4	1	1	0
Baines dh	4	1	1	2
McGwire 1b	4	0	1	0
Steinbach c	4	0	0	0
Randolph 2b	4	0	3	0
Gallego ss	2	0	0	0
McGee ph	1	0	0	0
Bordick ss	0	0	0	0
Blankenship ph	1	0	0	0
Totals	34	3	7	3

Cincinnati	017	000	000	8	14	1
Oakland	021	000	000	3	7	1

E — McGwire, Oliver. **DP** — Oakland 2. **LOB** — Cincinnati 9, Oakland 6. **2B** — D. Henderson, Oliver. **3B** — Larkin. **HR** — Sabo 2, Baines, R. Henderson. **SB** — Duncan, O'Neill, R. Henderson, Randolph.

Cincinnati	ip	h	r	er	bb	so
Browning (W)	6.0	6	3	3	2	2
Dibble	1.2	0	0	0	0	2
Myers	1.1	1	0	0	0	1
Oakland	ip	h	r	er	bb	so
Moore (L)	2.2	8	6	2	0	1
Sanderson	0.2	3	2	2	1	0
Klink	0.0	0	0	0	1	0
Nelson	3.2	1	0	0	1	0
Burns	1.0	1	0	0	1	0
Young	1.0	1	0	0	0	0

Klink pitched to one batter in fourth. Browning pitched to one batter in seventh.

WP — Sanderson, Burns.
T — 3:01. **A** — 48,269.
Umpires — Quick, Hendry, Marsh, Frommington, Pulli and Roe.

Game 4 — October 20
Cincinnati 2, Oakland 1

Cincinnati	ab	r	h	bi
Larkin ss	3	1	1	0
Hatcher cf	0	0	0	0
Winningham cf	3	1	2	0
O'Neill rf	3	0	0	0
Davis lf	0	0	0	0
Braggs ph-lf	3	0	0	1
Morris dh	3	0	0	1
Sabo 3b	4	0	3	0
Benzinger 1b	4	0	0	0
Oliver c	4	0	1	0
Duncan 2b	4	0	0	0
Totals	31	2	7	2

Oakland	ab	r	h	bi
R. Henderson lf	3	0	0	0
McGee rf	4	1	1	0
D. Henderson cf	4	0	0	0
Baines dh	2	0	0	0
Canseco ph	1	0	0	0
Lansford 3b	4	0	1	1
Quirk c	3	0	0	0
McGwire 1b	3	0	0	0
Randolph 2b	3	0	0	0
Gallego ss	1	0	0	0
Hassey ph	1	0	0	0
Bordick ss	0	0	0	0
Totals	29	1	2	1

Cincinnati	000	000	020	2	7	1
Oakland	100	000	000	1	2	1

E – Oliver, Stewart. **DP** – Oakland 1.
LOB – Cincinnati 7, Oakland 4. **2B** –
 McGee, Oliver, Sabo. **SB** – Gallego, R.
 Henderson. **SH** – O'Neill. **SF** – Morris.

Cincinnati	ip	h	r	er	bb	so
Rijo (W)	8.1	2	1	1	3	9
Myers (S)	0.2	0	0	0	0	0
Oakland	ip	h	r	er	bb	so
Stewart (L)	9.0	7	2	1	2	2

HBP – by Stewart (Hatcher).

T – 2:48. **A** – 48,613.

Umpires – Hendry, Marsh, Froemming,
 Pulli, Roe and Quick.

1992 ALCS

The A's return to the ALCS for the fourth time in the last five years, but lose for the first time during that stretch as Toronto wins the series, 4-2. The A's hit .251 as a team led by Harold Baines (.440) and Jerry Browne (.400). Ruben Sierra leads Oakland with seven RBI. Dave Stewart has one of the A's two wins and posts a 2.70 ERA.

The A's open the series with a 4-3 win in Game 1 at Toronto as Harold Baines breaks a 3-3 tie with a ninth inning home run. Oakland scores three in the first on home runs by Mark McGwire and Terry Steinbach but Dave Stewart allows single runs in the fifth, sixth and eighth innings. Toronto comes back to win Game 2, 3-1 as David Cone shuts out the A's over the first eight innings before Baines has a RBI single in the ninth. Mike Moore allows three runs in seven innings for the loss. The Blue Jays win the first game in Oakland, 7-5 as Juan Guzman defeats Ron Darling. The A's collect 13 hits but strand 11 runners. Toronto then goes up 3-1 in the series with a 7-6, 11 inning win in Game 4. The A's score five times in the third and lead 6-1 entering the eighth. The Blue Jays score three times in the eighth and then tie the game on a two-run home run by Roberto Alomar off Dennis Eckersley in the ninth. A Pat Borders sacrifice fly off Kelly Downs in the 11th is the game winner. Dave Stewart keeps the A's alive with a complete game seven hitter as Oakland wins Game 5, 6-2. Jerry Browne provides the offense with four hits and two RBI and Ruben Sierra adds three RBI. The series returns to Toronto for Game 6 and the Blue Jays clinch the A.L. Pennant with a 9-2 win. Mike Moore takes the loss, allowing six runs on seven hits in 2 2/3 innings.

FINAL STATISTICS

PLAYER	AVG	G	AB	R	H	TB	2B	3B	HR	RBI	SH	SF	HP	BB	IBB	SO	SB	CS	DP	E	SLG	OBP
Baines	.440	6	25	6	11	16	2	0	1	4	1	0	0	0	0	3	0	0	1	0	.640	.440
Blankenship	.231	5	13	2	3	3	0	0	0	0	0	0	0	3	0	4	1	0	0	2	.231	.375
Bordick	.053	6	19	1	1	1	0	0	0	0	0	0	0	1	0	2	1	0	1	0	.053	.100
Browne	.400	4	10	3	4	4	0	0	0	2	1	0	0	2	0	0	0	0	0	0	.400	.500
Fox	.000	4	1	0	0	0	0	0	0	0	0	0	0	1	0	0	2	0	0	0	.000	.500
Henderson	.261	6	23	5	6	6	0	0	0	1	0	0	0	4	0	4	2	0	0	0	.261	.370
Lansford	.167	5	18	0	3	3	0	0	0	1	0	0	0	1	0	1	0	0	1	1	.167	.211
McGwire	.150	6	20	1	3	6	0	0	1	3	1	0	1	5	2	4	0	0	0	1	.300	.346
Quirk	.000	1	1	0	0	0	0	0	0	0	0	0	0	0	0	0	0	0	0	0	.000	.000
Ready	.000	1	1	0	0	0	0	0	0	0	0	0	0	0	0	1	0	0	0	0	.000	.000
Sierra	.333	6	24	4	8	15	2	1	1	7	0	2	0	2	0	1	1	2	1	0	.625	.357
Steinbach	.292	6	24	1	7	10	0	0	1	5	0	0	0	2	0	7	0	0	1	0	.417	.346
Weiss	.167	3	6	1	1	1	0	0	0	0	0	0	0	2	0	1	2	0	0	0	.167	.375
Wilson	.227	6	22	0	5	6	1	0	0	0	0	0	0	1	0	5	7	0	0	0	.273	.261
Totals	.251	6	207	24	52	71	5	1	4	23	3	2	1	24	2	33	16	2	5	7	.343	.329

PITCHER	W	L	ERA	G	GS	CG	GF	SHO	SV	IP	H	R	ER	HR	HB	BB	IBB	SO	WP	BK	AVG
Corsi	0	0	0.00	3	0	0	0	0	0	2.0	2	0	0	0	0	3	0	0	0	0	.286
Darling	0	1	3.00	1	1	0	0	0	0	6.0	4	3	2	2	0	2	0	3	2	0	.200
Downs	0	1	3.86	2	0	0	1	0	0	2.1	3	3	1	0	0	1	0	0	0	0	.300
Eckersley	0	0	6.00	3	0	0	2	0	1	3.0	8	2	2	1	0	0	0	2	0	0	.471
Honeycutt	0	0	0.00	2	0	0	0	0	0	2.0	0	0	0	0	0	0	0	1	0	0	.000
Moore	0	2	7.45	2	2	0	0	0	0	9.2	11	9	8	3	0	5	1	7	0	0	.282
Parrett	0	0	11.57	3	0	0	1	0	0	2.1	6	3	3	0	0	0	0	1	0	0	.600
Russell	1	0	9.00	3	0	0	0	0	0	2.0	2	2	2	0	0	4	0	0	1	0	.222
Stewart	1	0	2.70	2	2	1	0	0	0	16.2	14	5	5	3	0	6	0	7	0	0	.233
Welch	0	0	2.57	1	1	0	0	0	0	7.0	7	2	2	1	0	1	0	7	0	0	.250
Witt	0	0	18.00	1	0	0	1	0	0	1.0	2	2	2	0	0	1	0	1	0	0	.500
Totals	2	4	4.50	6	6	1	5	0	1	54.0	59	31	27	10	0	23	1	29	3	0	.281

Game 1 — October 7
Oakland 4, Toronto 3

Oakland	ab	r	h	bi
Henderson lf	2	0	0	0
Lansford 3b	4	0	0	0
Sierra rf	4	0	0	0
Baines dh	4	2	3	1
McGwire 1b	3	1	1	2
Steinbach c	4	1	1	1
Wilson cf	4	0	1	0
Bordick ss	4	0	0	0
Blankenship 2b	2	0	0	0
Totals	31	4	6	4

Toronto	ab	r	h	bi
White cf	3	0	1	0
Alomar 2b	4	0	1	0
Carter rf-1b	4	0	1	0
Winfield dh	4	2	2	1
Olerud 1b	3	0	1	1
Bell pr-rf	0	0	0	0
Maldonado lf	4	0	0	0
Gruber 3b	4	0	0	0
Borders c	4	1	1	1
Lee ss	3	0	1	0
Sprague ph	1	0	1	0
Griffin pr	0	0	0	0
Totals	34	3	9	3

Oakland	030	000	001	4	6	1
Toronto	000	011	010	3	9	0

E – Henderson. **DP** – Oakland 2, Toronto 2. **LOB** – Oakland 4, Toronto 7. **2B** – Winfield. **HR** – McGwire, Steinbach, Borders, Winfield, Baines. **SB** – Wilson, Alomar.

Oakland	ip	h	r	er	bb	so
Stewart	7.2	7	3	3	3	2
Russell (W)	0.1	1	0	0	0	0
Eckersley (S)	1.0	1	0	0	0	0
Toronto	ip	h	r	er	bb	so
Morris (L)	9.0	6	4	4	4	4

WP – Morris.
T – 2:47. **A** – 51,039
Umpires – Denkinger, Young, Clark, Merrill, Brinkman and Coble

Game 2 — October 8
Toronto 3, Oakland 1

Oakland	ab	r	h	bi
Henderson lf	4	0	0	0
Lansford 3b	4	0	0	0
Sierra rf	3	1	1	0
Baines dh	4	0	2	1
Fox pr-dh	0	0	0	0
McGwire 1b	4	0	0	0
Steinbach c	4	0	1	0
Wilson cf	4	0	1	0
Bordick 2b	2	0	0	0
Weiss ss	2	0	1	0
Totals	31	1	6	1

Toronto	ab	r	h	bi
White cf	3	0	0	0
Alomar 2b	3	0	1	0
Carter rf	3	0	0	0
Winfield dh	3	0	0	0
Olerud 1b	3	0	0	0
Maldonado lf	2	1	0	0
Gruber 3b	3	2	2	2
Borders c	3	0	1	0
Lee ss	2	0	0	1
Totals	25	3	4	3

Oakland	000	000	001	1	6	0
Toronto	000	020	10x	3	4	0

DP – Oakland 1, Toronto 1. **LOB** – Oakland 6, Toronto 4. **2B** – Wilson, Gruber. **3B** – Sierra. **HR** – Gruber. **SB** – Wilson 3, Weiss 2, Bordick, Alomar, Carter. **CS** – White, Sierra. **SF** – Lee.

Oakland	ip	h	r	er	bb	so
Moore (L)	7.0	4	3	3	4	3
Corsi	0.2	0	0	0	1	0
Parrett	0.1	0	0	0	0	0
Toronto	ip	h	r	er	bb	so
Cone (W)	8.0	5	1	1	3	6
Henke (S)	1.0	1	0	0	0	1

T – 2:58. **A** – 51,114
Umpires – Young, Clark, Merrill, Brinkman, Coble and Denkinger

Game 3 — October 10
Toronto 7, Oakland 5

Toronto	ab	r	h	bi
White cf	3	0	1	0
Alomar 2b	5	1	1	1
Carter rf	5	0	1	0
Winfield dh	4	2	1	1
Olerud 1b	5	1	1	0
Maldonado lf	3	1	2	2
Gruber 3b	4	0	0	0
Borders c	4	1	1	0
Lee ss	3	1	1	2
Totals	36	7	9	6

Oakland	ab	r	h	bi
Henderson lf	4	1	1	0
Lansford 3b	5	0	1	0
Sierra rf	4	1	2	2
Baines dh	5	2	2	1
McGwire 1b	4	0	1	0
Steinbach c	4	0	3	2
Wilson cf	4	0	2	0
Bordick 2b	2	0	0	0
Browne ph	0	0	0	0
Blankenship pr-2b	1	0	1	0
Weiss ss	4	1	0	0
Totals	37	5	13	5

Toronto	010	110	211	7	9	1
Oakland	000	200	210	5	13	3

E – Lee, Lansford, Blankenship 2. **DP** – Toronto 2, Oakland 1. **LOB** – Toronto 7, Oakland 11. **2B** – White, Sierra. **3B** – Lee. **HR** – Alomar, Maldonado. **SB** – Carter, Wilson 2, Henderson. **CS** – Maldonado, White. **SF** – Sierra.

Toronto	ip	h	r	er	bb	so
Guzman (W)	6.0	7	2	2	3	3
Ward	1.0	3	2	2	1	1
Timlin	0.1	2	1	1	0	0
Henke (S)	1.2	1	0	0	0	0
Oakland	ip	h	r	er	bb	so
Darling (L)	6.0	4	3	2	2	3
Downs	1.0	2	2	0	0	0
Corsi	0.1	0	0	0	0	0
Russell	0.2	1	2	2	3	0
Honeycutt	0.2	0	0	0	0	0
Eckersley	0.1	2	0	0	0	1

Russell pitched to one batter in the ninth.
HBP – by Guzman (McGwire). **WP** – Darling 2, Russell
T – 3:40. **A** – 46,911
Umpires – Clark, Merrill, Brinkman, Coble, Denkinger and Young

Game 4 — October 11
Toronto 7, Oakland 6 (11)

Game 5 — October 12
Oakland 6, Toronto 2

Game 6 — October 14
Toronto 9, Oakland 2

Toronto	ab	r	h	bi
White cf	6	1	2	0
Alomar 2b	5	2	4	2
Carter rf-1b	6	1	2	1
Winfield dh	6	1	1	0
Olerud 1b	5	1	4	2
Bell pr-rf	0	1	0	0
Maldonado lf	5	0	2	1
Gruber 3b	5	0	0	0
Borders c	5	0	1	1
Lee ss	3	0	1	0
Sprague ph	1	0	0	0
Griffin ss	2	0	0	0
Totals	49	7	17	7

Oakland	ab	r	h	bi
Henderson lf	6	2	3	1
Browne cf	2	1	0	0
Wilson cf	2	0	0	0
Sierra rf	4	0	2	2
Baines dh	5	1	2	1
Fox pr-dh	1	0	0	0
McGwire 1b	4	0	0	0
Steinbach c	4	0	0	1
Lansford 3b	5	0	2	1
Bordick ss	5	1	1	0
Blankenship 2b	4	1	2	0
Totals	42	6	12	6

Toronto	010	000	032	01	717	4
Oakland	005	001	000	00	612	2

E — Lee 2, Borders, White, McGwire, Henderson. **DP** — Toronto 2. **LOB** — Toronto 14, Oakland 11. **2B** — Alomar, Olerud, Sierra, Baines. **HR** — Olerud, Alomar. **SB** — Alomar, Blankenship, Henderson, Fox. **SH** — Browne, McGwire. **SF** — Borders, Sierra.

Toronto	ip	h	r	er	bb	so
Morris	3.1	5	5	5	5	2
Stottlemire	3.2	3	1	1	0	1
Timlin	1.0	2	0	0	0	1
Ward (W)	2.0	1	0	0	0	0
Henke (S)	1.0	1	0	0	0	0
Oakland	ip	h	r	er	bb	so
Welch	7.0	7	2	2	1	7
Parrett	0.0	2	2	2	0	0
Eckersley	1.2	5	2	2	0	1
Corsi	1.0	2	0	0	2	0
Downs (L)	1.1	1	1	1	1	0

Welch pitched to one batter in the eighth. Parrett pitched to two batters in the eighth.

T — 4:25. A — 47,732

Umpires — Merrill, Brinkman, Coble, Denkinger, Young and Clark.

Toronto	ab	r	h	bi
White cf	4	0	3	1
Alomar 2b	4	0	1	0
Carter rf	3	0	0	0
Winfield dh	3	1	2	1
Olerud 1b	4	0	0	0
Maldonado lf	4	0	0	0
Gruber 3b	3	1	0	0
Borders c	4	0	1	0
Lee ss	3	0	0	0
Totals	32	2	7	2

Oakland	ab	r	h	bi
Henderson lf	3	2	2	0
Fox pr-lf	0	0	0	0
Browne 3b	4	2	4	2
Sierra rf	4	1	2	3
Baines dh	3	0	0	0
McGwire 1b	1	0	0	0
Steinbach c	4	0	0	0
Wilson cf	4	0	0	0
Bordick ss	4	0	0	0
Blankenship 2b	4	1	0	0
Totals	31	6	8	5

Toronto	000	100	100	2	7	3
Oakland	201	030	00x	6	8	0

E — Cone, Gruber, Carter. **DP** — Oakland 1. **LOB** — Toronto 6, Oakland 6. **2B** — White. **HR** — Sierra, Winfield. **CS** — Sierra, White. **SH** — Baines.

Toronto	ip	h	r	er	bb	so
Cone (L)	4.0	6	6	3	2	3
Key	3.0	2	0	0	2	1
Eichhorn	1.0	0	0	0	0	0
Oakland	ip	h	r	er	bb	so
Stewart (W)	9.0	7	2	2	3	5

Cone pitched to four batters in the fifth. **PB** — Borders. T — 2:51. A — 44,955. **Umpires** — Brinkman, Coble, Denkinger, Young, Clark and Merrill.

Oakland	ab	r	h	bi
Henderson lf	4	0	0	0
Quirk ph	1	0	0	0
Browne 3b	4	0	0	0
Lansford 3b	0	0	0	0
Sierra rf	5	1	1	0
Baines dh	4	1	2	0
McGwire 1b	4	0	1	1
Steinbach c	4	0	2	1
Wilson cf	4	0	1	0
Bordick ss	2	0	0	0
Fox ph	0	0	0	0
Weiss ss	0	0	0	0
Blankenship 2b	2	0	0	0
Ready ph	1	0	0	0
Totals	35	2	7	2

Toronto	ab	r	h	bi
White cf	4	1	1	1
Alomar 2b	5	1	3	1
Carter rf	5	1	1	2
Winfield dh	4	1	0	0
Olerud 1b	3	2	2	1
Maldonado lf	4	1	2	3
Gruber 3b	3	0	0	0
Borders c	2	1	2	1
Lee ss	4	1	2	0
Totals	34	9	13	9

Oakland	000	001	010	2	7	1
Toronto	204	010	02x	9	13	0

E — Henderson. **LOB** — Oakland 10, Toronto 7. **2B** — Baines, Olerud, Lee. **HR** — Carter, Maldonado. **SB** — Wilson, Sierra, Fox, Alomar 2. **CS** — White. **SH** — Gruber. **SF** — Borders, White.

Oakland	ip	h	r	er	bb	so
Moore (L)	2.2	7	6	5	1	4
Parrett	2.0	4	1	1	0	1
Honeycutt	1.1	0	0	0	0	1
Russell	1.0	0	0	0	1	0
Witt	1.0	2	2	2	1	1
Toronto	ip	h	r	er	bb	so
Guzman (W)	7.0	5	1	1	2	8
Ward	1.0	2	1	1	0	1
Henke	1.0	0	0	0	2	1

PB — Borders 2. T — 3:15. A — 51,335. **Umpires** — Coble, Denkinger, Young, Clark, Merrill and Brinkman.

2000 ALDS

The A's return to post season play for the first time since 1992 and take the eventual World Champion New York Yankees to five games before losing the series, 3-2. The A's outscore New York 23-19, thanks to an 11-1 win in Game 4. Oakland hits .263 as a team led by Ramon Hernandez (.375). The pitching staff compiles a 3.48 ERA led by Jim Mecir who tossed 5 1/3 shutout innings in retiring 16 of the 17 hitters he faces.

The A's open the series with a 5-3 win in Oakland as Ramon Hernandez has a RBI double in the sixth inning to break a 3-3 tie. Trailing 2-0 after four innings, the A's score three times in the fifth, beginning with a Hernandez RBI single. Gil Heredia allows three runs in six innings for the win. The Yankees come back to win Game 2 as Andy Pettitte and Mariano Rivera combine to shutout the A's on six hits. The series moves to New York for Game 3 and the Yankees win their second straight with a 4-2 victory. Tim Hudson goes the distance for the A's but Orlando Hernandez and Rivera combine to limit the A's to two runs on four hits, including a Terrence Long home run. Facing elimination in Game 4, Barry Zito allows one run in 5 2/3 innings to pick up the victory in the A's 11-1 win. Olmedo Saenz hits a three-run home run in the first inning and Ben Grieve adds a two-run single in the A's three-run sixth. Oakland adds another run in the eighth and four more in the ninth, including a two-run double by Eric Chavez. The series returns to Oakland for Game 5 but the Yankees score six times in the first inning off Gil Heredia for a 7-5 win. The A's score twice in the second, once in the third and two more times in the fourth but are shutout on three hits over the final five innings.

FINAL STATISTICS

PLAYER	AVG	G	AB	R	H	TB	2B	3B	HR	RBI	SH	SF	HP	BB	IBB	SO	SB	CS	DP	E	SLG	OBP
Chavez	.333	5	21	4	7	10	3	0	0	4	0	0	0	0	0	5	0	0	1	0	.476	.333
Christenson	.500	2	2	0	1	1	0	0	0	1	0	0	0	0	0	1	0	0	0	0	.500	.500
Fasano	—	1	0	0	0	0	0	0	0	0	0	0	0	0	0	0	0	0	0	0	—	—
Giambi, Ja.	.286	5	14	2	4	4	0	0	0	1	0	1	0	7	1	2	1	0	0	1	.286	.500
Giambi, Je.	.333	4	9	1	3	3	0	0	0	1	0	0	0	2	0	2	0	0	0	0	.333	.455
Grieve	.118	5	17	1	2	2	0	0	0	2	0	0	0	3	0	7	0	0	2	0	.118	.250
Hernandez	.375	5	16	3	6	8	2	0	0	3	1	0	1	0	0	3	0	0	0	1	.500	.412
Long	.158	5	19	2	3	6	0	0	1	1	0	0	0	3	0	2	0	0	2	1	.316	.273
Menechino	—	1	0	0	0	0	0	0	0	0	0	0	0	0	0	0	0	0	0	0	—	—
Piatt	.167	3	6	2	1	1	0	0	0	0	0	0	0	0	0	1	0	0	0	0	.167	.167
Porter	1.000	2	1	0	1	1	0	0	0	1	0	0	0	0	0	0	0	0	0	0	1.000	1.000
Saenz	.231	4	13	1	3	6	0	0	1	4	0	1	1	0	0	2	0	0	1	0	.462	.267
Stairs	.111	3	9	0	1	2	1	0	0	0	0	0	0	0	0	1	0	0	0	0	.222	.111
Tejada	.350	5	20	5	7	9	2	0	0	1	0	0	0	2	0	2	1	0	0	0	.450	.409
Velarde	.250	5	20	2	5	6	1	0	0	3	0	0	0	2	0	3	1	0	0	2	.300	.318
Totals	.263	5	167	23	44	59	9	0	2	22	1	2	2	19	1	31	3	0	6	5	.353	.342

PITCHER	W	L	ERA	G	GS	CG	GF	SHO	SV	IP	H	R	ER	HR	HB	BB	IBB	SO	WP	BK	AVG
Appler	0	1	3.48	2	1	0	0	0	0	10.1	10	4	4	1	0	6	1	13	0	0	.250
Heredia	1	1	12.79	2	2	0	0	0	0	6.1	11	9	9	0	1	3	0	3	0	0	.407
Hudson	0	1	3.38	1	1	1	0	0	0	8.0	6	4	3	0	0	4	0	5	0	0	.194
Isringhausen	0	0	0.00	2	0	0	2	0	1	2.0	1	0	0	0	0	0	0	3	0	0	.143
Jones	0	0	0.00	2	0	0	2	0	0	1.1	1	0	0	0	0	0	0	1	0	0	.200
Magnante	0	0	0.00	2	0	0	0	0	0	3.0	1	0	0	0	0	0	0	2	0	0	.111
Mecir	0	0	0.00	3	0	0	0	0	0	5.1	1	0	0	0	0	0	0	2	0	0	.059
Tam	0	0	0.00	3	0	0	0	0	0	2.0	3	1	0	0	0	1	1	1	0	0	.333
Zito	1	0	1.59	1	1	0	0	0	0	5.2	7	1	1	0	0	2	0	5	0	0	.304
Totals	2	3	3.48	5	5	1	4	0	1	44.0	41	19	17	1	1	16	2	35	0	0	.244

Game 1 — October 3
Oakland 5, New York 3

Game 2 — October 4
New York 4, Oakland 0

Game 3 — October 6
New York 4, Oakland 2

New York	ab	r	h	bi
Knoblauch dh	4	0	1	0
Jeter ss	3	0	0	0
O'Neill rf	4	0	0	0
Williams cf	4	1	2	0
Justice lf	4	0	0	0
Martinez 1b	3	0	1	1
Posada c	3	1	1	0
Sojo 2b	3	1	1	1
Hill ph	1	0	0	0
Brosius 3b	4	0	1	1
Totals	33	3	7	3

Oakland	ab	r	h	bi
Long cf	4	0	1	0
Velarde 2b	3	0	1	1
JaGiambi 1b	2	0	1	0
Grieve lf	3	0	0	0
Christenson lf	0	0	0	0
Tejada ss	4	1	1	0
Stairs rf	4	0	0	0
Chavez 3b	4	2	3	1
JeGiambi dh	2	1	1	0
Saenz ph-dh	1	0	0	0
Hernandez c	4	1	2	2
Totals	31	5	10	4

New York	020	001	000	3	7	0
Oakland	000	031	01x	5	10	2

E – Long, Velarde. **DP** – New York 2, Oakland 1. **LOB** – New York 6, Oakland 7. **2B** – Williams, Sojo, Brosius, Hernandez. **SF** – Martinez. **SB** – Velarde, JaGiambi.

New York	ip	h	r	er	bb	so
Clemens (L)	6.0	7	4	4	4	5
Stanton	1.1	3	1	1	1	0
Nelson	0.2	0	0	0	0	0
Oakland	ip	h	r	er	bb	so
Heredia (W)	6.0	7	3	3	1	3
Tam	0.2	0	0	0	0	1
Mecir	1.1	0	0	0	0	1
Isringhausen (S)	1.0	0	0	0	0	2

HBP – by Heredia (Jeter). **WP** – Clemens, Stanton.

T – 3:16. **A** – 47,360

Umpires – Welke, Meriwether, McClelland, Schrieber, Clark, Nelson.

New York	ab	r	h	bi
Jeter ss	5	0	0	0
Posada c	3	0	1	0
Justice lf	3	0	0	0
Bellinger lf	1	0	1	1
Williams cf	5	1	2	0
Martinez 1b	4	0	2	0
O'Neill rf	2	1	0	0
Hill dh	4	1	1	1
Sojo 2b	3	0	1	2
Vizcaino pr-2b	0	1	0	0
Brosius 3b	3	0	0	0
Totals	33	4	8	4

Oakland	ab	r	h	bi
Long cf	4	0	0	0
Velarde 2b	3	0	0	0
JaGiambi 1b	4	0	2	0
Saenz dh	4	0	0	0
Tejada ss	4	0	2	0
Grieve lf	4	0	0	0
Piatt rf	3	0	0	0
Chavez 3b	3	0	1	0
Hernandez c	3	0	1	0
Totals	32	0	6	0

New York	000	003	001	4	8	1
Oakland	000	000	000	0	6	1

E – Sojo, JaGiambi. **DP** – New York 2, Oakland 1. **LOB** – New York 9, Oakland 6. **2B** – Posada, Bellinger, Williams, Sojo, Tejada, Chavez, Hernandez. **SH** – Brosius. **CS** – Williams.

New York	ip	h	r	er	bb	so
Pettitte (W)	7.2	5	0	0	1	3
Rivera (S)	1.1	1	0	0	0	0
Oakland	ip	h	r	er	bb	so
Appier (L)	6.1	6	3	3	5	7
Magnante	1.2	1	0	0	0	1
Tam	0.2	1	1	0	1	0
Jones	0.1	0	0	0	0	0

T – 3:15. **A** – 47,860

Umpires – Meriwether, McClelland, Schrieber, Clark, Nelson, Welke.

Oakland	ab	r	h	bi
Long cf	4	1	2	1
Velarde 2b	4	0	0	0
JaGiambi 1b	2	0	0	0
Chavez 3b	4	0	0	0
Tejada ss	3	1	0	0
Stairs rf	4	0	0	0
Grieve lf	2	0	0	0
JeGiambi dh	4	0	1	1
Hernandez c	3	0	1	0
Totals	30	2	4	2

New York	ab	r	h	bi
Jeter ss	4	0	1	2
Posada c	4	0	0	0
Justice lf	4	0	1	0
Williams cf	4	1	1	0
Martinez 1b	3	1	1	0
O'Neill rf	4	1	1	0
Hill dh	3	0	0	1
Knoblauch, pr-dh	0	0	0	0
Sojo 2b	3	1	1	1
Brosius 3b	2	0	0	0
Totals	31	4	6	4

Oakland	010	010	000	2	4	2
New York	020	100	01x	4	6	1

E – Velarde, Hernandez, Martinez. **DP** – New York 2. **LOB** – Oakland 6, New York 7. **2B** – Williams. **HR** – Long. **CS** – Jeter.

Oakland	ip	h	r	er	bb	so
Hudson (L)	8.0	6	4	3	4	5
New York	ip	h	r	er	bb	so
Hernandez (W)	7.0	4	2	2	5	4
Rivera (S)	2.0	0	0	0	0	1

T – 3:12. **A** – 56,606

Umpires – Reilly, Winters, Reed, Edgings, Reliford, Danley.

Game 4 — October 7
Oakland 11, New York 1

Game 5 — October 8
New York 7, Oakland 5

Oakland	ab	r	h	bi	New York	ab	r	h	bi
Long cf	4	0	0	0	Knoblauch dh	5	1	2	1
Velarde 2b	5	2	1	0	Jeter ss	4	1	1	0
Menechino 2b	0	0	0	0	O'Neill rf	5	1	2	0
JaGiambi 1b	2	2	0	0	Williams cf	4	0	0	1
Saenz dh	4	1	2	3	Justice lf	3	2	1	1
Piatt pr-dh	0	1	0	0	Bellinger lf	0	0	0	0
Chavez 3b	5	2	2	2	Martinez 1b	5	1	3	3
Tejada ss	4	2	1	1	Posada c	4	1	1	0
Grieve lf	4	1	2	2	Sojo 2b	3	0	0	1
Porter rf	1	0	1	1	Brosius 3b	4	0	2	0
Je Giambi rf	2	0	1	0	Totals	37	7	12	7
Christenson pr-lf-rf	2	0	1	1					
Hernandez c	3	0	0	1	Oakland	ab	r	h	bi
Totals	36	11	11	11	Long cf	3	1	0	0

New York	ab	r	h	bi	Oakland	ab	r	h	bi
Jeter ss	3	0	2	0	Fasano c	0	0	0	0
Sojo 2b	4	0	0	0	Velarde 2b	5	0	3	2
O'Neill rf	4	1	1	0	JaGiambi 1b	4	0	1	1
Williams cf	3	0	0	0	Saenz dh	4	0	1	1
Justice lf	4	0	2	0	Tejada ss	5	1	3	0
Hill dh	4	0	0	0	Chavez 3b	5	0	1	1
Posada c	3	0	1	1	Piatt rf	3	1	1	0
Polonia ph	1	0	1	0	JeGiambi ph-rf	1	0	0	0
Martinez 1b	4	0	1	0	Grieve lf	4	0	0	0
Brosius 3b	4	0	0	0	Hernandez c	3	2	2	0
Totals	34	1	8	1	Stairs ph	1	0	1	0
					Porter pr-cf	0	0	0	0
					Totals	38	5	13	5

Oakland	300	003	014	11	11	0	New York	600	100	000	7	12	0
New York	000	001	000	1	8	0	Oakland	021	200	000	5	13	0

DP – Oakland 1, New York 1. **LOB** – Oakland 7, New York 8. **2B** – Velarde, Chavez, Tejada, Posada. **HR** – Saenz. **SH** – Hernandez. **SB** – Tejada.

LOB – New York 8, Oakland 10. **2B** – O'Neill, Martinez 2, Chavez, Stairs. **HR** – Justice. **SF** – Williams, Sojo, Ja.Giambi, Saenz. **SB** – Knoblauch.

Oakland	ip	h	r	er	bb	so	New York	ip	h	r	er	bb	so
Zito (W)	5.2	7	1	1	2	5	Pettitte	3.2	10	5	5	2	4
Mecir	1.0	0	0	0	0	0	Stanton (W)	2.0	1	0	0	0	3
Magnante	1.1	0	0	0	0	1	Nelson	1.1	0	0	0	0	2
Jones	1.0	1	0	0	0	1	Hernandez	0.1	1	0	0	0	1
New York	ip	h	r	er	bb	so	Rivera (S)	1.2	1	0	0	0	1
Clemens (L)	5.0	6	6	6	4	5	Oakland	ip	h	r	er	bb	so
Stanton	1.0	1	0	0	0	0	Heredia (L)	0.1	4	6	6	2	0
Choate	1.1	0	1	1	1	1	Tam	0.2	2	0	0	0	0
Gooden	1.2	4	4	4	1	1	Appier	4.0	4	1	1	1	6
							Mecir	3.0	1	0	0	0	1
							Isringhausen	1.0	1	0	0	0	1

HBP – by Gooden (Saenz, Hernandez).
T – 3:42. **A** – 56,915

Umpires – Winters, Reed, Eddings, Reliford, Danley, Reilly.

T – 3:50. **A** – 41,170

Umpires – Reed, Eddings, Reliford, Danley, Reilly, Winters.

2001 ALDS

The A's face New York in the American League Division Series again and lose to the Yankees in five games for the second straight year. The pitching staff compiles a 2.86 ERA, including 0.93 by Tim Hudson. Johnny Damon leads the A's with a .409 batting average and Terrence Long hits two home runs, both in Game 1.

The A's open the series with a 5-3 win for the second consecutive year as Mark Mulder allows a run on seven hits in 6 2/3 innings for the win. Terrence Long becomes the sixth Athletic to homer twice in a post-season game as he leads off the fourth and eighth innings with home runs. Johnny Damon is 4 for 4 with a walk and steals two bases. Tim Hudson combines with Jason Istringhausen for a 2-0, seven-hit shutout in Game 2. Hudson allows six of the hits in eight innings and Ron Gant homers to start the fourth inning. The series returns to Oakland for Game 3 and Mike Mussina and Mariano Rivera combine to shutout the A's on six hits. Jorge Posada homers with one out in the fifth for the only run and Barry Zito takes the loss, despite allowing one run on two hits and one walk in eight innings. Cory Lidle starts Game 4 and allows two unearned runs in the second, two in the third and two of the Yankees three runs in the fourth in a 9-2 loss. Lidle allows six runs on five hits and three walks in 3 1/3 innings. Miguel Tejada has four hits and Jermaine Dye breaks his leg after fouling off a pitch in the third inning. The series returns to Yankee Stadium for Game 5 and New York completes their comeback with a 5-3 win. RBI singles by Jason and Jeremy Giambi in the first and second innings give the A's a 2-0 lead but New York scores two in the second and unearned runs in the third and fourth off Mulder to take the lead for good. Mulder allows four runs on seven hits in 4 1/3 innings for the loss.

FINAL STATISTICS

PLAYER	AVG	G	AB	R	H	TB	2B	3B	HR	RBI	SH	SF	HP	BB	IBB	SO	SB	CS	DP	E	SLG	OBP
Byrnes	.000	2	2	0	0	0	0	0	0	0	0	0	0	0	0	1	0	0	0	0	.000	.000
Chavez	.143	5	21	0	3	4	1	0	0	0	0	0	0	0	0	5	0	0	1	1	.190	.143
Damon	.409	5	22	3	9	13	2	1	0	0	0	0	0	1	0	1	2	0	0	0	.591	.435
Dye	.231	4	13	0	3	5	2	0	0	0	0	0	2	0	0	2	0	0	0	0	.385	.333
Gant	.182	4	11	1	2	5	0	0	1	1	0	0	0	0	0	3	0	0	0	0	.455	.182
Giambi, Ja.	.353	5	17	2	6	9	0	0	1	4	0	1	0	4	1	2	0	0	1	1	.529	.455
Giambi, Je.	.308	5	13	0	4	5	1	0	0	2	0	0	1	0	0	1	0	0	0	0	.385	.357
Hernandez	.000	5	10	0	0	0	0	0	0	0	0	0	1	1	0	4	0	0	0	0	.000	.167
Long	.389	5	18	3	7	16	3	0	2	3	0	0	0	1	0	2	0	0	0	0	.889	.421
Menechino	.083	4	12	2	1	1	0	0	0	0	0	0	0	1	0	4	0	0	0	1	.083	.154
Myers	.143	3	7	0	1	1	0	0	0	0	0	0	0	0	0	3	0	0	0	1	.143	.143
Saenz	.000	3	4	0	0	0	0	0	0	0	0	0	0	0	0	1	0	0	0	0	.000	.000
Santangelo	.333	2	3	0	1	2	1	0	0	0	0	0	1	0	0	0	0	0	0	0	1.667	.500
Tejada	.286	5	21	1	6	9	3	0	0	1	0	1	1	0	0	3	0	0	0	1	.429	.304
Totals	.247	5	174	12	43	70	13	1	4	11	0	2	3	11	1	31	3	0	3	6	.402	.300

PITCHER	W	L	ERA	G	GS	CG	GF	SHO	SV	IP	H	R	ER	HR	HB	BB	IBB	SO	WP	BK	AVG
Bradford	0	0	0.00	1	0	0	0	0	0	1.0	0	0	0	0	0	0	0	1	0	0	.000
Guthrie	0	0	0.00	2	0	0	1	0	0	3.0	0	0	0	0	0	0	0	2	0	0	.000
Hiljus	0	0	27.00	1	0	0	0	0	0	0.1	0	1	1	0	0	2	0	0	0	0	.000
Hudson	1	0	0.93	2	1	0	0	0	0	9.2	8	1	1	1	1	1	0	5	0	0	.222
Istringhausen	0	0	0.00	2	0	0	2	0	2	2.0	1	0	0	0	0	1	0	3	0	0	.143
Lidle	0	1	10.80	1	1	0	0	0	0	3.1	5	6	4	0	0	3	0	0	0	0	.357
Magnante	0	0	0.00	1	0	0	0	0	0	1.1	3	0	0	0	0	1	0	1	0	0	.500
Mecir	0	0	5.40	2	0	0	1	0	0	3.1	4	2	2	1	0	0	0	4	0	0	.286
Mulder	1	1	2.45	2	2	0	0	0	0	11.0	14	5	3	0	2	2	0	7	0	0	.318
Tam	0	0	18.00	1	0	0	1	0	0	1.0	3	2	2	0	0	0	0	0	0	0	.500
Zito	0	1	1.13	1	1	0	0	0	0	8.0	2	1	1	1	2	1	0	6	0	0	.077
Totals	2	3	2.86	5	5	0	5	1	2	44.0	40	18	14	3	4	11	0	29	0	0	.241

Game 1 — October 10
Oakland 5, New York 3

Game 2 — October 11
Oakland 2, New York 0

Game 3 — October 13
New York 1, Oakland 0

Oakland	ab	r	h	bi
Damon cf	4	1	4	0
Tejada ss	4	0	0	1
JaGiambi 1b	3	1	1	2
Dye rf	4	0	1	0
Chavez 3b	5	0	1	0
JeGiambi dh	4	0	1	0
Gant ph-dh	1	0	0	0
Long lf	4	2	2	2
Hernandez c	2	0	0	0
Menechino 2b	4	1	0	0
Totals	35	5	10	5

Oakland	ab	r	h	bi
Damon cf	5	1	2	0
Tejada ss	5	0	2	0
JaGiambi 1b	3	0	0	0
Dye rf	3	0	0	0
Chavez 3b	4	0	0	0
Gant dh	3	1	2	1
JeGiambi ph	1	0	0	0
Long lf	4	0	2	0
Hernandez c	4	0	0	0
Menechino 2b	4	0	1	0
Totals	36	2	9	1

New York	ab	r	h	bi
Knoblauch lf	4	0	0	0
Soriano 2b	4	0	0	0
Jeter ss	3	0	0	0
Williams cf	3	0	0	0
Martinez 1b	3	0	0	0
Posada c	3	1	1	1
Spencer rf	3	0	1	0
Velarde dh	3	0	0	0
Brosius 3b	3	0	0	0
Totals	29	1	2	1

New York	ab	r	h	bi
Knoblauch lf	4	0	1	1
Jeter ss	4	0	3	0
Williams cf	4	1	0	0
Martinez 1b	4	1	1	2
Posada c	4	0	3	0
O'Neill dh	4	0	0	0
Justice rf	4	0	0	0
Brosius 3b	4	0	0	0
Soriano 2b	4	1	2	0
Totals	36	3	10	3

New York	ab	r	h	bi
Knoblauch lf	4	0	2	0
Jeter ss	4	0	2	0
O'Neill dh	4	0	0	0
Williams cf	4	0	1	0
Martinez 1b	3	0	1	0
Bellinger pr	0	0	0	0
Posada c	3	0	0	0
Justice rf	4	0	1	0
Brosius 3b	4	0	0	0
Soriano 2b	3	0	0	0
Totals	33	0	7	0

Oakland	ab	r	h	bi
Damon cf	4	0	0	0
Tejada ss	4	0	0	0
JaGiambi 1b	4	0	1	0
Dye rf	4	0	2	0
Chavez 3b	4	0	0	0
JeGiambi dh	3	0	1	0
Long lf	3	0	1	0
Hernandez c	2	0	0	0
Saenz ph	1	0	0	0
Santangelo 2b	0	0	0	0
Menechino 2b	2	0	0	0
Myers ph-c	1	0	1	0
Totals	32	0	6	0

Oakland	100	100	120	5	10	1
New York	000	010	020	3	10	1

Oakland	000	100	001	2	9	0
New York	000	000	000	0	7	1

New York	000	010	000	1	2	0
Oakland	000	000	000	0	6	1

E – Menechino, Knoblauch. **DP** – Oakland 1, New York 1. **LOB** – Oakland 10, New York 6. **2B** – Dye, JeGiambi, Posada. **HR** – Martinez, JaGiambi, Long 2. **SF** – Tejada, JaGiambi. **SB** – Damon 2, Soriano. **CS** – Soriano

E – Brosius. **DP** – Oakland 1, New York 1. **LOB** – Oakland 10, New York 8. **2B** – Tejada 2, Long, Damon, Williams. **3B** – Damon. **HR** – Gant.

E – Tejada. **DP** – Oakland 1. **LOB** – New York 4, Oakland 6. **2B** – Spencer, Dye, Long. **HR** – Posada.

Oakland	ip	h	r	er	bb	so
Mulder (W)	6.2	7	1	1	0	5
Mecir	1.1	3	2	2	0	0
Isringhausen (S)	1.0	0	0	0	0	2
New York	ip	h	r	er	bb	so
Clemens (L)	4.0	4	2	2	3	1
Hitchcock	3.0	5	2	2	0	2
Witasick	0.2	1	1	1	1	0
Stanton	1.1	0	0	0	0	0

Oakland	ip	h	r	er	bb	so
Hudson (W)	8.0	6	0	0	1	3
Isringhausen (S)	1.0	1	0	0	1	1
New York	ip	h	r	er	bb	so
Pettitte (L)	6.1	7	1	1	2	4
Mendoza	1.2	1	0	0	1	1
Rivera	1.0	1	1	0	0	1

New York	ip	h	r	er	bb	so
Mussina (W)	7.0	4	0	0	1	4
Rivera (S)	2.0	2	0	0	0	1
Oakland	ip	h	r	er	bb	so
Zito (L)	8.0	2	1	1	1	6
Guthrie	1.0	0	0	0	0	1

T – 2:42. A – 55,861

Umpires – Danley, Layne, Hirschbeck, Kulpa, Rippley, Barrett

Clemens pitched to 1 batter in the 5th, Hitchcock pitched to 1 batter in the 8th. **HBP** – by Clemens (Hernandez). T – 3:45. A – 56,697. **Umpires** – DeMuth, Nelson, Schrieber, Reed, Rapuano, Gibson.

T – 3:24. A – 56,684. **Umpires** – Nelson, Schrieber, Reed, Rapuano, Gibson, DeMuth

Game 4 — October 14
New York 9, Oakland 2

Game 5 — October 15
New York 5, Oakland 3

New York	ab	r	h	bi
Knoblauch lf	5	0	1	0
Jeter ss	4	2	1	0
Justice dh	3	2	1	0
Williams cf	4	2	3	5
Martinez 1b	5	0	0	0
Posada c	4	1	2	1
O'Neill rf	3	1	1	0
Spencer ph-ff	2	0	0	0
Brosius 3b	3	0	1	1
Soriano 2b	3	1	1	1
Totals	36	9	11	8

Oakland	ab	r	h	bi
Damon cf	4	1	1	0
Tejada ss	3	0	0	0
JaGiambi 1b	4	0	4	2
Chavez 3b	4	0	0	0
Long rf	4	1	1	0
Gant lf	4	0	0	0
JeGiambi dh	2	0	1	1
Saenz ph-dh	2	0	0	0
Hernandez c	1	0	0	0
Myers c	3	0	0	0
Menechino 2b	2	1	0	0
Byrnes ph	1	0	0	0
Totals	34	3	7	3

Oakland	ab	r	h	bi
Damon cf	5	0	2	0
Tejada ss	5	1	4	0
JaGiambi 1b	3	1	0	0
Saenz ph	1	0	0	0
Dye rf	2	0	0	0
Gant ph-ff	3	0	0	0
Long lf-ff	3	0	1	1
JeGiambi dh	3	0	1	1
Byrnes ph-dh	1	0	0	0
Chavez 3b	4	0	2	0
Myers c	3	0	0	0
Hernandez ph-c	1	0	0	0
Santangelo 2b	3	0	1	0
Totals	37	2	11	2

New York	ab	r	h	bi
Knoblauch lf	5	1	2	0
Velarde dh	2	0	1	0
Justice ph-dh	2	1	1	1
Jeter ss	3	0	2	1
Williams cf	3	1	0	0
Martinez 1b	3	0	0	0
Posada c	4	1	2	0
Spencer rf	3	1	1	0
Brosius 3b	3	0	0	0
Soriano 2b	4	0	1	2
Totals	32	5	10	4

New York	022	300	002	9	11	1
Oakland	002	000	000	2	11	1

Oakland	110	010	000	3	7	3
New York	021	101	00x	5	10	1

E – Brosius, Santangelo. **DP** – New York 1. **LOB** – New York 7, Oakland 11. **2B** – Williams 2, O'Neill, Tejada, Chavez, Santangelo. **3B** - Justice. **SB** – Soriano. **CS** – Jeter. **S** – Brosius.

E – Ja.Giambi, Chavez, Myers, Brosius. **DP** – Oakland 1, New York 1. **LOB** – Oakland 6, New York 9. **2B** – Damon, Long, Knoblauch, Jeter. **HR** – Justice. **SH** – Velarde. **SF** – Jeter. **SB** – JeGiambi, Knoblauch, Posada. **CS** – Knoblauch, Williams.

New York	ip	h	r	er	bb	so
Hernandez (W)	5.2	8	2	2	2	5
Stanton	1.2	2	0	0	0	1
Mendoza	1.2	1	0	0	0	3
Oakland	ip	h	r	er	bb	so
Lidle (L)	3.1	5	6	4	3	0
Hiljus	0.1	0	1	1	2	0
Magnante	1.1	3	0	0	1	1
Guthrie	2.0	0	0	0	0	1
Bradford	1.0	0	0	0	0	1
Tam	1.0	3	2	2	0	0

Oakland	ip	h	r	er	bb	so
Mulder (L)	4.1	7	4	2	2	2
Hudson	1.2	2	1	1	0	2
Mecir	2.0	1	0	0	0	4
New York	ip	h	r	er	bb	so
Clemens	4.1	5	3	3	1	5
Stanton (W)	1.2	1	0	0	0	0
Mendoza	1.0	0	0	0	0	1
Rivera (S)	2.0	1	0	0	0	2

HBP – by Hernandez (Santangelo). **WP** – Hernandez
T – 4:13. **A** – 43,681.
Umpires – Layne, Hirschbeck, Kulpa, Rippley, Barrett, Danley

HBP – by Clemens (Tejada), by Mulder (Martinez), by Mulder (Brosius). **WP** – Clemens.
T – 3:23. **A** – 56,642
Umpires – Rapuano, Gibson, DeMuth, Nelson, Schrieber, Reed

2002 ALDS

The A's reach the post season for the third consecutive season, facing Minnesota in the ALDS. However, the A's lose in five games for the third straight year. The A's hit .288 in the series, scoring 26 runs in the five games. Scott Hatteberg leads the A's with a .500 batting average and Ray Durham hits two home runs. The A's pitching staff allows 27 runs for a 4.09 ERA.

After winning Game 1 in each of the previous two seasons, the A's drop the opener in 2002, 7-5. The A's take a 5-1 lead after two innings but Tim Hudson allows a run in the third and one of the Twins three runs in the sixth. Ted Lilly allows two runs in two-thirds of an inning for the loss and blown save. The A's win Game 2 9-1 as Eric Chavez hits a three-run home run in the first to give Mark Mulder all the runs he would need. Mulder allows a run on five hits in six innings. The series moves to Minnesota for Game 3 and the A's win 6-3 behind Barry Zito. Ray Durham leads off the game with an inside-the-park home run and Scott Hatteberg follows with a home run to mark the first time in post-season history a team has started the game with back-to-back home runs. The Twins even the series at two with an 11-2 win in Game 4. Miguel Tejada hits a two-run home run in the third inning but Tim Hudson allows two in the bottom of the inning before the Twins score seven unearned runs in the fourth to hand Hudson the loss. Minnesota then wins Game 5, 5-4. The Twins take a 2-0 lead before Ray Durham homers in the bottom of the third. The score remains 2-1 until Billy Koch allows three runs in the ninth. Mark Ellis hits a three-run home run in the bottom of the ninth.

FINAL STATISTICS

PLAYER	AVG	G	AB	R	H	TB	2B	3B	HR	RBI	SH	SF	HP	BB	IBB	SO	SB	CS	DP	E	SLG	OBP
Byrnes	.000	2	1	0	0	0	0	0	0	0	0	0	0	0	0	1	0	0	0	0	.000	.000
Chavez	.381	5	21	3	8	11	0	0	1	5	0	0	0	2	1	1	0	0	0	0	.524	.435
Durham	.333	5	21	7	7	16	3	0	2	2	0	0	1	2	0	4	1	0	0	0	.762	.417
Dye	.400	5	20	3	8	13	2	0	1	1	0	0	0	1	0	5	0	0	0	0	.650	.429
Ellis	.368	5	19	1	7	12	2	0	1	4	0	0	0	1	0	2	0	0	0	0	1.632	.400
Hatteberg	.500	5	14	5	7	12	2	0	1	3	0	0	0	3	0	0	0	0	0	0	1.857	.588
Hernandez	.059	5	17	0	1	1	0	0	0	0	0	0	0	0	0	4	0	0	1	0	.059	.059
Justice	.238	5	21	2	5	8	1	1	0	4	0	0	0	0	0	4	0	0	1	0	.381	.238
Long	.167	5	18	1	3	6	0	0	1	1	0	0	0	1	0	2	0	0	0	0	.333	.211
Mabry	.000	2	2	0	0	0	0	0	0	0	0	0	0	0	0	1	0	0	0	0	.000	.000
Myers	.000	2	1	0	0	0	0	0	0	0	0	0	0	0	0	1	0	0	0	0	.000	.000
Piatt	.333	3	3	0	1	2	1	0	0	0	0	0	0	0	0	1	0	0	0	0	.667	.333
Saenz	—	1	0	0	0	0	0	0	0	0	0	0	0	1	0	0	0	0	0	0	—	1.000
Tejada	.143	5	21	3	3	7	1	0	1	4	0	1	0	1	0	7	0	0	0	1	.333	.174
Velarde	.600	4	5	1	3	4	1	0	0	1	0	0	0	0	0	1	0	0	0	0	.800	.600
Totals	.288	5	184	26	53	92	13	1	8	25	0	1	1	12	1	34	1	0	2	3	.500	.333

PITCHER	W	L	ERA	G	GS	CG	GF	SHO	SV	IP	H	R	ER	HR	HB	BB	IBB	SO	WP	BK	AVG
Bowie	0	0	0.00	1	0	0	1	0	0	1.1	0	0	0	0	0	0	0	3	0	0	.000
Bradford	0	0	0.00	2	0	0	0	0	0	3.0	1	0	0	0	1	0	0	1	0	0	.111
Hudson	0	1	6.23	2	2	0	0	0	0	8.2	13	11	6	2	1	4	0	8	1	0	.333
Koch	0	0	9.00	3	0	0	3	0	1	3.0	5	3	3	1	0	2	0	3	0	0	.357
Lidle	0	0	9.00	1	0	0	0	0	0	1.0	2	1	1	0	0	0	0	0	0	0	.400
Lilly	0	1	13.50	2	0	0	0	0	0	4.0	10	6	6	1	0	1	0	3	1	0	.476
Mecir	0	0	0.00	1	0	0	1	0	0	1.0	0	0	0	0	0	0	0	2	0	0	.000
Mulder	1	1	2.08	2	2	0	0	0	0	13.0	14	3	3	1	0	3	1	12	1	0	.280
Rincon	0	0	0.00	2	0	0	0	0	0	3.0	2	0	0	0	0	0	0	2	0	0	.182
Zito	1	0	4.50	1	1	0	0	0	0	6.0	5	3	3	0	0	4	0	8	1	0	.217
Totals	2	3	4.09	5	5	0	5	0	1	44.0	52	27	20	5	2	14	1	42	4	0	.291

Game 1 — October 1
Minnesota 7, Oakland 5

Game 2 — October 2
Oakland 9, Minnesota 1

Game 3 — October 4
Oakland 6, Minnesota 3

Minnesota	ab	r	h	bi
Jones lf	5	0	1	1
Guzman ss	4	1	2	0
Koskie 3b	5	1	1	3
Ortiz dh	5	0	0	0
Hunter cf	4	1	1	0
Mientkiewicz 1b	5	1	1	1
Cuddyer rf	3	1	2	1
Mohr rf	0	0	0	0
Pierzynski c	4	1	4	1
Rivas 2b	3	1	1	0
Totals	38	7	13	7

Oakland	ab	r	h	bi
Durham dh	5	1	2	0
Hatteberg 1b	2	2	1	1
Saenz ph-1b	0	0	0	0
Velarde ph-1b	1	0	1	0
Tejada ss	5	1	1	0
Chavez 3b	5	1	2	2
Dye rf	5	0	2	0
Justice lf	5	0	2	1
Ellis 2b	4	0	1	0
Long cf	4	0	0	0
Piatt ph	1	0	0	0
Hernandez c	4	0	0	0
Totals	41	5	12	4

Minnesota	012	003	100	7	13	3
Oakland	320	000	000	5	12	0

E – Guzman, Pierzynski, Koskie. **DP** – Oakland 1. **LOB** – Minnesota 8, Oakland 12. **2B** – Hunter, Cuddyer, Durham 2, Ellis, Jones. **3B** – Pierzynski. **HR** – Koskie, Mientkiewicz. **SH** – Rivas.

Minnesota	ip	h	r	er	bb	so
Radke (W)	5.0	8	5	1	1	3
Santana	1.2	2	0	0	1	2
Romero	1.1	1	0	0	0	1
Guardado (S)	1.0	1	0	0	1	1
Oakland	ip	h	r	er	bb	so
Hudson	5.1	8	4	4	2	4
Lilly (L)	0.2	3	2	2	1	1
Lidle	1.0	2	1	1	0	0
Rincon	1.0	0	0	0	0	0
Mecir	1.0	0	0	0	0	2

T – 3:44. **A** – 34,853.

Umpires – Davis, Meriwether, Marquez, Cousins, West, Diaz

Minnesota	ab	r	h	bi
Jones lf	3	0	1	0
Mohr lf	1	0	1	0
Guzman ss	3	1	1	1
Koskie 3b	3	0	0	0
Lecroy dh	4	0	2	0
Hunter cf	3	0	0	0
Hocking rf	1	0	1	0
Mientkiewicz 1b	4	0	0	0
Cuddyer rf	1	0	0	0
Kielty, ph-cf-ff	2	0	0	0
Pierzynski c	2	0	0	0
Prince c	2	0	0	0
Rivas 2b	2	0	1	0
Totals	31	1	7	1

Oakland	ab	r	h	bi
Durham dh	3	3	1	0
Hatteberg 1b	4	1	2	1
Mabry ph-1b	1	0	0	0
Tejada ss	4	1	1	1
Chavez 3b	4	2	2	3
Dye rf	4	1	1	0
Justice lf	5	1	2	3
Byrnes lf	0	0	0	0
Ellis 2b	4	0	3	1
Long cf	4	0	2	0
Hernandez c	4	0	0	0
Totals	37	9	14	9

Minnesota	000	001	000	1	7	1
Oakland	300	510	00x	9	14	0

E – Jones. **DP** – Minnesota 1, Oakland 2. **LOB** – Minnesota 7, Oakland 9. **2B** – Hatteberg, Dye, Tejada, Ellis, Durham, Mohr. **3B** – Justice. **HR** – Chavez, Guzman. **SH** – Guzman.

Minnesota	ip	h	r	er	bb	so
Mays (L)	3.2	9	6	6	2	1
Fiore	1.1	4	3	3	2	0
Lohse	2.0	1	0	0	0	2
Hawkins	1.0	0	0	0	0	2
Oakland	ip	h	r	er	bb	so
Mulder (W)	6.0	5	1	1	2	3
Bradford	2.0	1	0	0	0	1
Koch	1.0	1	0	0	0	1

HBP – by Mays (Durham), by Bradford (Koskie). **WP** – Fiore.

T – 3:04. **A** – 31,953.

Umpires – Meriwether, Marquez, Cousins, West, Diaz, Davis

Oakland	ab	r	h	bi
Durham dh	4	2	1	1
Hatteberg 1b	2	1	1	1
Velarde ph-1b	2	1	1	1
Tejada ss	4	0	0	1
Chavez 3b	4	0	1	0
Dye rf	4	1	1	1
Justice lf	4	0	0	0
Ellis 2b	4	0	1	0
Long cf	3	1	1	1
Hernandez c	4	0	1	0
Totals	35	6	9	6

Minnesota	ab	r	h	bi
Jones lf	4	1	2	0
Guzman ss	4	0	0	0
Koskie 3b	5	1	1	1
Ortiz dh	3	0	0	0
Kielty ph	1	0	0	0
Hunter cf	4	1	2	1
Mientkiewicz 1b	3	0	1	0
Cuddyer rf	4	0	1	0
Pierzynski c	3	0	1	1
Rivas 2b	3	0	0	0
Hocking ph	1	0	0	0
Totals	35	3	8	3

Oakland	200	101	200	6	9	1
Minnesota	000	120	000	3	8	0

E – Ellis. **LOB** – Oakland 7, Minnesota 9. **2B** – Hunter, Velarde, Jones. **3B** – Koskie. **HR** – Durham, Hatteberg, Long, Dye. **SF** – Tejada. **SB** – Guzman.

Oakland	ip	h	r	er	bb	so
Zito (W)	6.0	5	3	3	4	8
Rincon	2.0	2	0	0	0	2
Koch (S)	1.0	1	0	0	0	0
Minnesota	ip	h	r	er	bb	so
Reed (L)	5.0	6	4	4	2	8
Santana	1.1	1	2	2	1	0
Jackson	0.2	1	0	0	0	0
Romero	1.0	1	0	0	1	0
Hawkins	1.0	0	0	0	0	2

Reed pitched to 1 batter in the 6th

WP – Zito. **T** – 3:26. **A** – 55,932

Umpires – Joyce, Winters, McClelland, Culbreth, Crawford, Eddings

Game 4 — October 5
Minnesota 11, Oakland 2

Game 5 — October 6
Minnesota 5, Oakland 4

Oakland	ab	r	h	bi
Durham dh	4	0	0	0
Hatteberg 1b	3	1	1	0
Tejada ss	4	1	1	2
Chavez 3b	4	0	1	0
Dye rf	3	0	3	0
Mabry rf	1	0	0	0
Justice lf	3	0	0	0
Piatt lf	1	0	1	0
Ellis 2b	3	0	0	0
Myers c	1	0	0	0
Long cf	3	0	0	0
Byrnes ph	1	0	0	0
Hernandez c	3	0	0	0
Velarde 2b	0	0	0	0
Totals	34	2	7	2

Minnesota	ab	r	h	bi
Jones lf	3	2	1	0
Kielty ph-rf	1	0	0	0
Guzman ss	5	1	0	1
Koskie 3b	4	1	1	1
Ortiz dh	3	0	2	1
LeCroy ph	2	0	0	0
Hunter cf	4	2	2	1
Mientkiewicz 1b	4	2	3	3
Cuddyer rf	3	0	0	0
Mohr rf-lf	1	0	1	0
Pierzynski c	3	2	1	0
Rivas 2b	4	1	1	0
Totals	37	11	12	7

Oakland	002	000	000	2	7	2
Minnesota	002	700	20x	11	12	0

E – Tejada, Hatteberg. **LOB** – Oakland 6, Minnesota 5. **2B** – Hatteberg, Jones, Ortiz, Dye, Hunter, Rivas, Piatt. **HR** – Tejada, Mientkiewicz.

Oakland	ip	h	r	er	bb	so
Hudson (L)	3.1	5	7	2	2	4
Lilly	3.1	7	4	4	0	2
Bowie	1.1	0	0	0	0	3
Minnesota	ip	h	r	er	bb	so
Milton (W)	7.0	6	2	2	1	3
Lohse	2.0	1	0	0	0	3

HBP – by Hudson (Jones). **WP** – Hudson, Lilly.
T – 3:20. **A** – 55,960
Umpires – Winters, McClelland, Culbreth, Crawford, Eddings, Joyce.

Minnesota	ab	r	h	bi
Jones lf	5	0	0	0
Guzman ss	5	2	3	0
Koskie 3b	4	0	0	0
LeCroy dh	3	1	2	1
Ortiz ph	2	0	1	1
Hunter cf	5	0	1	0
Mientkiewicz 1b	4	0	0	0
Cuddyer rf	2	0	2	0
Mohr rf	0	1	0	0
Pierzynski c	4	1	1	2
Hocking 2b	4	0	2	1
Totals	38	5	12	5

Oakland	ab	r	h	bi
Durham dh	5	1	3	1
Hatteberg 1b	3	0	1	0
Piatt ph	1	0	0	0
Myers c	0	0	0	0
Tejada ss	4	0	0	0
Chavez 3b	4	0	2	0
Dye rf	4	1	1	0
Justice lf	4	1	1	0
Ellis 2b	4	1	2	3
Long cf	4	0	0	0
Hernandez c	2	0	0	0
Velarde ph-1b	2	0	1	0
Totals	37	4	11	4

Minnesota	011	000	003	5	12	0
Oakland	001	000	003	4	11	0

DP – Minnesota 1. **LOB** – Minnesota 9, Oakland 6. **2B** – Guzman 2, Hunter, Hocking, LeCroy, Justice. **HR** – Durham, Pierzynski, Ellis. **SB** – Durham, Guzman.

Minnesota	ip	h	r	er	bb	so
Radke (W)	6.2	6	1	1	0	4
Romero	1.0	1	0	0	0	1
Hawkins	0.1	0	0	0	0	1
Guardado	1.0	4	3	3	0	0
Oakland	ip	h	r	er	bb	so
Mulder (L)	7.0	9	2	2	1	9
Bradford	1.0	0	0	0	0	0
Koch	1.0	3	3	3	2	2

WP – Mulder. **T** – 3:23. **A** – 32,146.
Umpires – West, Diaz, Davis, Meriwether, Marquez, Cousins.

2003 ALDS

The A's reach the post season for the fourth consecutive season, facing Boston in the ALDS. However, the A's lose in five games for the fourth straight year. The A's hit .213 in the series and outscore the Red Sox 18-17. Eric Byrnes leads the A's with a .462 batting average. The A's pitching staff records a 2.98 ERA and Ted Lilly does not allow a run in 9.0 innings.

The A's win Game 1 in 12 innings as Ramon Hernandez has a bases loaded two-out bunt single in the bottom of the 12th for a 5-4 win. Erubiel Durazo sends the game into extra innings with a two-out RBI single in the bottom of the ninth. Oakland takes a 2-0 lead in the series with a 5-1 win in Game 2. The A's score all five of their runs in the second inning, highlighted by a Hernandez RBI single and an Eric Byrnes two-run double. Barry Zito allows one run on five hits in 7.0 innings and strikes out nine for the win. The series moves to Boston for Game 3 and the Sox win 3-1 in 11 innings on a two-run pinch hit home run by Trot Nixon. The A's trail 1-0 after five innings before tying the game with a run in the sixth inning, an inning in which Byrnes is tagged out after failing to touch home and Miguel Tejada is tagged out between third and home after stopping after being obstructed. The A's lose Game 4, 5-4, after starting pitcher Tim Hudson is injured after one inning. The A's lead 4-2 entering the bottom of the sixth but Boston scores a run in the sixth and two more in the eighth off Keith Foulke for the win. Barry Zito has a two-hit shutout after five innings in Game 5 but the Red Sox score four times in the sixth inning off him for a 4-3 win.

FINAL STATISTICS

PLAYER	AVG	G	AB	R	H	TB	2B	3B	HR	RBI	SH	SF	HP	BB	IBB	SO	SB	CS	DP	E	SLG	OBP
Byrnes	.462	5	13	2	6	7	1	0	0	2	0	0	0	0	0	5	1	0	0	0	.538	.462
Chavez	.045	5	22	1	1	2	1	0	0	0	0	0	0	1	1	3	1	0	0	2	.091	.087
Durazo	.238	5	21	3	5	7	2	0	0	3	0	0	0	3	0	4	0	0	0	0	.333	.333
Dye	.231	4	13	2	3	6	0	0	1	3	0	0	1	0	0	2	0	0	0	0	.462	.286
Ellis	.118	5	17	2	2	2	0	0	0	0	0	0	1	4	0	7	0	0	0	1	.118	.318
Guillen	.455	4	11	1	5	6	1	0	0	1	0	0	0	3	0	2	0	0	0	0	.545	.571
Hatteberg	.176	5	17	3	3	3	0	0	0	0	0	0	0	5	0	3	0	0	0	0	.176	.364
Hernandez	.200	4	15	1	3	3	0	0	0	2	1	0	1	2	0	1	0	0	0	1	.200	.333
Long	.250	4	8	0	2	2	0	0	0	0	0	0	0	1	1	3	0	0	0	0	.250	.333
McMillon	.167	3	6	0	1	1	0	0	0	1	0	0	0	1	0	1	0	0	0	0	.167	.286
Melhuse	.600	2	5	1	3	5	0	1	0	1	0	0	0	0	0	1	0	0	0	0	1.000	.600
Menechino	-	1	0	0	0	0	0	0	0	0	0	0	0	0	0	0	0	0	0	0	-	-
Singleton	.286	2	7	2	2	4	2	0	0	0	0	0	1	1	0	1	1	0	0	0	.571	.444
Tejada	.087	5	23	0	2	3	1	0	0	2	0	0	0	0	0	4	0	0	0	1	.130	.087
Totals	.213	5	178	18	38	51	8	1	1	15	1	0	4	21	2	37	3	0	0	5	.287	.310

PITCHER	W	L	ERA	G	GS	CG	GF	SHO	SV	IP	H	R	ER	HR	HB	BB	IBB	SO	WP	BK	AVG
Bradford	0	0	0.00	4	0	0	0	0	0	3.2	4	0	0	0	0	2	2	5	0	0	.286
Foulke	0	1	3.60	3	0	0	2	0	0	5.0	4	2	2	0	0	2	1	3	0	0	.211
Harden	1	1	13.50	2	0	0	2	0	0	1.1	2	2	2	1	0	2	1	1	1	0	.333
Hudson	0	0	3.52	2	2	0	0	0	0	7.2	10	3	3	2	0	1	0	6	0	0	.323
Lilly	0	0	0.00	2	1	0	0	0	0	9.0	2	1	0	0	1	2	0	7	0	0	.065
Mecir	0	0	0.00	1	0	0	0	0	0	0.2	1	0	0	0	0	1	1	0	0	0	.333
Rincon	0	0	4.50	4	0	0	1	0	0	4.0	4	2	2	2	0	1	0	3	0	0	.267
Sparks	0	0	4.50	1	0	0	0	0	0	4.0	2	2	2	1	0	3	0	1	0	0	.143
Zito	1	1	3.46	2	2	0	0	0	0	13.0	9	5	5	2	1	4	0	13	0	0	.191
Totals	2	3	2.98	5	5	0	5	0	0	48.1	38	17	16	8	2	18	5	39	1	0	.211

Game 1 — October 1
Oakland 5, Boston 4 (12)

Game 2 — October 2
Oakland 5, Boston 1

Game 3 — October 4
Boston 3, Oakland 1 (11)

Boston	ab	r	h	bi
Damon cf	5	0	1	0
GarciaParra ss	5	1	2	0
Walker 2b	5	2	4	3
Jackson 2b	1	0	0	0
Ramirez lf	5	0	0	0
Ortiz dh	5	0	0	0
Millar 1b	6	0	2	0
Mueller 3b	5	0	1	0
Nixon rf	3	0	0	0
McCarty ph	0	0	0	0
Brown ph-rf	1	0	0	0
Kapler ph-rf	2	0	0	0
Varitek c	3	1	2	1
Totals	46	4	12	4

Oakland	ab	r	h	bi
Ellis 2b	4	1	1	0
Durazo dh	4	1	2	3
Chavez 3b	6	1	0	0
Tejada ss	6	0	1	1
Hatteberg 1b	4	0	0	0
Guillen lf	3	0	1	0
Long ph-lf-rf	2	0	0	0
Hernandez c	4	0	2	1
Dye rf	3	0	0	0
McMillon ph	0	0	0	0
Byrnes pr-lf	1	1	0	0
Singleton cf	4	1	1	0
Totals	41	5	8	5

Boston 100 010 200 000 412 2
 Oakland 003 000 001 001 5 8 0

E – Martinez, Walker. **DP** – Boston 1, Oakland 1. **LOB** – Boston 13, Oakland 12. **2B** – Singleton, Durazo, Mueller. **HR** – Walker 2, Varitek. **SB** – Damon, Singleton, Chavez.

Boston	ip	h	r	er	bb	so
Martinez	7.0	6	3	3	4	3
Timlin	1.0	0	0	0	0	2
Kim	0.2	0	1	1	1	1
Embree	0.1	1	0	0	0	0
Williamson	1.0	0	0	0	1	2
Lowe (L)	1.2	1	1	1	4	2
Oakland	ip	h	r	er	bb	so
Hudson	6.2	10	3	3	1	5
Rincon	0.2	2	1	1	1	1
Bradford	0.2	0	0	0	1	1
Foulke	3.0	0	0	0	2	3
Harden (W)	1.0	0	0	0	2	1

HBP - by Kim (Singleton). **WP** - Harden
T – 4:37. **A** – 50,606.

Umpires – Marsh, Cooper, Bell, Darling, Welke, Gibson

Boston	ab	r	h	bi
Damon cf	4	0	2	1
GarciaParra ss	3	0	1	0
Walker 2b	4	0	0	0
Ramirez lf	3	0	1	0
Ortiz dh	4	0	0	0
Millar 1b	4	0	0	0
Mueller 3b	4	0	1	0
Kapler rf	3	0	0	0
Varitek ph	1	0	0	0
Mirabelli c	3	1	1	0
Totals	33	1	6	1

Oakland	ab	r	h	bi
Ellis 2b	2	1	0	0
Durazo dh	4	0	1	0
Chavez 3b	4	0	0	0
Tejada ss	4	0	0	0
Hatteberg 1b	4	0	1	0
Guillen lf	1	1	0	0
Long lf	1	0	1	0
Hernandez c	4	1	1	1
Dye rf	3	1	0	0
Byrnes cf	4	1	2	2
Totals	31	5	6	3

Boston 001 000 000 1 6 1
 Oakland 050 000 00x 5 6 0

E – Walker. **LOB** – Boston 7, Oakland 7.
2B – Byrnes, Mirabelli, Damon.

Boston	ip	h	r	er	bb	so
Wakefield (L)	6.0	4	5	3	3	7
Embree	1.0	0	0	0	0	0
Williamson	1.0	2	0	0	0	1
Oakland	ip	h	r	er	bb	so
Zito (W)	7.0	5	1	1	2	9
Bradford	1.0	0	0	0	0	1
Foulke	1.0	1	0	0	0	0

HBP - by Wakefield (Dye, Ellis). **PB** - Mirabelli.

T – 2:37. **A** – 36,305.

Umpires – Cooper, Bell, Darling, Welke, Gibson, Marsh

Oakland	ab	r	h	bi
McMillon lf	5	0	0	0
Durazo dh	4	1	0	0
Tejada ss	5	0	0	0
Chavez 3b	4	0	0	0
Hernandez c	5	0	0	0
Hatteberg 1b	4	0	1	0
Ellis 2b	4	0	1	0
Long rf	4	0	1	0
Byrnes cf	4	0	3	0
Totals	39	1	6	0

Boston	ab	r	h	bi
Damon cf	4	0	1	0
GarciaParra ss	4	0	2	0
Mueller 3b	5	0	0	0
Ramirez lf	4	0	0	0
Ortiz dh	4	0	0	0
Millar 1b	4	0	1	0
Varitek c	4	1	1	0
Brown pr	0	0	0	0
Mirabelli c	1	1	1	0
Kapler rf	4	0	0	0
Nixon ph	1	1	1	2
Jackson 2b	3	0	0	0
Walker ph-2b	1	0	0	0
Totals	39	3	7	2

Oakland 000 001 000 00 1 6 4
 Boston 010 000 000 02 3 7 2

E – Tejada, Chavez 2, Hernandez, Lowe, GarciaParra. **DP** - Oakland 2. **LOB** – Oakland 7, Boston 10. **2B** – Damon. **HR** - Nixon. **SB** – Byrnes, GarciaParra.

Oakland	ip	h	r	er	bb	so
Lilly	7.0	2	1	0	2	5
Bradford	1.2	2	0	0	1	2
Rincon	0.2	0	0	0	0	1
Mecir	0.2	1	0	0	1	0
Harden (L)	0.1	2	2	2	0	0
Boston	ip	h	r	er	bb	so
Lowe	7.0	6	1	0	2	2
Timlin	3.0	0	0	0	0	3
Williamson (W)	1.0	0	0	0	0	2

HBP – by Lilly (Damon). **T** – 3:42. **A** – 35,460.

Umpires – Emmel, Davis, Joyce, Welke, Montague, Barrett

Game 4 — October 5
Boston 5, Oakland 4

Game 5 — October 6
Boston 4, Oakland 3

Oakland	ab	r	h	bi
Ellis 2b	4	0	0	0
Durazo dh	5	0	1	0
Chavez 3b	4	0	1	0
Tejada ss	4	0	0	0
Hatteberg 1b	3	2	1	0
Guillen lf	4	0	2	0
Melhuse c	4	1	3	1
Dye rf	4	1	2	3
Byrnes cf	4	0	1	0
Totals	36	4	11	4

Boston	ab	r	h	bi
Damon cf	4	1	1	2
GarciaParra ss	4	1	1	0
Walker 2b	4	1	1	1
Jackson 2b	0	0	0	0
Ramirez lf	4	1	2	0
Ortiz dh	4	0	1	2
Brown pr	0	0	0	0
Millar 1b	3	0	0	0
Nixon rf	2	0	1	0
Mueller 3b	2	0	0	0
Varitek c	3	1	0	0
Totals	30	5	7	5

Oakland	010	003	000	4	11	1
Boston	002	001	02x	5	7	0

E – Ellis. **DP** - Oakland 1, Boston 1. **LOB** – Oakland 7, Boston 4. **2B** – Chavez, GarciaParra, Ortiz. **3B** - Melhuse. **HR** - Damon, Dye, Walker.

Oakland	ip	h	r	er	bb	so
Hudson	1.0	0	0	0	0	1
Sparks	4.0	2	2	2	3	1
Rincon	2.0	2	1	1	0	0
Foulke (L)	1.0	3	2	2	0	0
Boston	ip	h	r	er	bb	so
Burke	5.1	9	4	4	2	1
Wakefield	1.2	2	0	0	0	0
Williamson (W)	2.0	0	0	0	0	3

T – 3:02. **A** – 35,048
Umpires – Davis, Joyce, Welke, Montague, Barrett, Emmel

Boston	ab	r	h	bi
Damon cf	2	1	1	0
Brown ph-cf	1	0	0	0
GarciaParra ss	4	0	0	0
Walker 2b	2	1	0	0
Jackson 2b	1	0	0	0
Ramirez lf	4	1	1	3
Ortiz dh	4	0	1	0
Kapler pr	0	0	0	0
Millar 1b	4	0	2	0
Mueller 3b	3	0	0	0
Nixon rf	4	0	0	0
Varitek c	3	1	1	1
Totals	32	4	6	4

Oakland	ab	r	h	bi
Ellis 2b	3	0	0	0
McMillon ph	1	0	1	1
Menechino pr-2b	0	0	0	0
Long ph	1	0	0	0
Durazo dh	4	1	1	0
Chavez 3b	4	0	0	0
Tejada ss	4	0	1	1
Hatteberg 1b	2	1	0	0
Byrnes pr	0	0	0	0
Guillen lf	3	0	2	1
Hernandez c	2	0	0	0
Dye rf	3	0	1	0
Melhuse ph	1	0	0	0
Singleton cf	3	1	1	0
Totals	31	3	7	3

Boston	000	004	000	4	6	0
Oakland	000	101	010	3	7	0

DP – Boston 1. **LOB** – Boston 4, Oakland 7. **2B** – Guillen, Durazo, Tejada, Singleton. **HR** - Varitek, Ramirez. **SH** - Hernandez. **SB** – Damon.

Boston	ip	h	r	er	bb	so
Martinez (W)	7.0	7	3	3	1	6
Embree	0.2	0	0	0	0	0
Timlin	0.1	0	0	0	0	0
Williamson	0.0	0	0	0	2	0
Lowe (S)	1.0	0	0	0	1	2
Oakland	ip	h	r	er	bb	so
Zito (L)	6.0	4	4	4	2	4
Lilly	2.0	0	0	0	0	2
Bradford	0.1	2	0	0	0	1
Rincon	0.2	0	0	0	0	1

HBP – by Martinez (Hernandez), by Zito (Walker). **T** – 3:05. **A** – 49,397.
Umpires – Welke, Gibson, Marsh, Cooper, Bell, Darling

2006 ALDS

The A's returned to postseason play for the fifth time in seven years and won a postseason series for the first time since the 1990 ALCS by sweeping Minnesota three games to none in the ALDS. Snapped a six series postseason losing streak and a nine-game losing streak in potential postseason clinching games, which was the longest such streak in Major League history. The A's batted .245 in the series and compiled a 2.33 ERA while outscoring the Twins 16-7. Frank Thomas led the A's with a .500 batting average and two home runs and Marco Scutaro topped the club with six RBI.

The A's win Game 1 in Minnesota, 3-2 as Barry Zito allows just one run on four hits in eight innings for the win. Frank Thomas homers and Marco Scutaro adds a RBI double in the second inning and Zito takes a two-hit shutout into the seventh inning before allowing a home run to Rondell White. Thomas homers again in the ninth inning for an important insurance run as Huston Street allows a run in the bottom of the ninth for the save. The A's win Game 2 by a 5-2 score. Oakland scores twice in the fifth inning on a Scutaro RBI double and a Jason Kendall RBI single, but Esteban Loaiza allows back-to-back home runs to Michael Cuddyer and Justin Morneau in the sixth inning. Mark Kotsay then hits a two-run inside-the-park home run in the seventh inning to give the A's the lead for good. The series moves to Oakland for Game 3 and the A's complete the sweep with an 8-3 win. Scutaro doubles twice and has four RBI and Milton Bradley and Eric Chavez homer. Dan Haren allows two runs in six innings for the win.

FINAL STATISTICS

PLAYER	AVG	G	AB	R	H	TB	2B	3B	HR	RBI	SH	SF	HP	BB	IBB	SO	SB	CS	DP	E	SLG	OBP
Bradley	.077	3	13	1	1	4	0	0	1	2	0	0	0	0	0	1	0	0	1	0	.308	.077
Chavez	.200	3	10	2	2	6	1	0	1	1	0	0	0	2	0	4	0	0	0	.600	.333	
Ellis	.286	2	7	0	2	2	0	0	0	0	0	0	0	0	0	2	0	0	0	.286	.286	
Jimenez	.000	2	4	0	0	0	0	0	0	0	0	0	0	0	0	1	0	0	0	.000	.000	
Kendall	.214	3	14	1	3	4	1	0	1	0	0	0	0	0	0	4	0	0	1	.286	.214	
Kotsay	.143	3	14	2	2	5	0	0	1	2	0	0	0	0	0	2	0	0	1	.357	.143	
Payton	.333	3	12	3	4	4	0	0	0	0	0	0	0	0	0	1	0	0	0	.333	.333	
Scutaro	.333	3	12	1	4	8	4	0	0	6	0	0	0	0	1	0	0	0	0	.667	.333	
Swisher	.300	3	10	3	3	5	2	0	0	1	0	0	0	2	0	2	0	0	0	.500	.417	
Thomas	.500	3	10	3	5	12	1	0	2	2	0	0	0	2	1	1	0	0	0	1.200	.583	
Totals	.245	3	106	16	26	50	9	0	5	15	0	0	0	6	1	19	0	0	2	1	.472	.286

PITCHER	W	L	ERA	G	GS	CG	GF	SHO	SV	IP	H	R	ER	HR	HB	BB	IBB	SO	WP	BK	AVG
Calero	1	0	0.00	1	0	0	0	0	0	1.0	0	0	0	0	0	1	0	1	0	0	.000
Duchscherer	0	0	2.25	2	0	0	0	0	0	4.0	1	1	1	1	0	0	0	4	0	0	.077
Haren	1	0	3.00	1	1	0	0	0	0	6.0	9	2	2	1	0	1	0	2	0	0	.375
Loaiza	0	0	3.60	1	1	0	0	0	0	5.0	8	2	2	2	0	0	0	2	0	0	.348
Street	0	0	3.00	3	0	0	3	0	2	3.0	4	1	1	0	0	1	0	1	0	0	.333
Zito	1	0	1.13	1	1	0	0	0	0	8.0	4	1	1	1	0	3	0	1	0	0	.154
Totals	3	0	2.33	3	3	0	3	0	2	27.0	26	7	7	5	0	6	0	11	0	0	.257

Game 1 — October 3
Oakland 3, Minnesota 2

Game 2 — October 4
Oakland 5, Minnesota 2

Game 3 — October 6
Oakland 8, Minnesota 3

Oakland	ab	r	h	bi
Kendall c	4	0	0	0
Kotsay cf	4	0	1	0
Bradley rf	4	0	0	0
Thomas dh	4	2	3	2
Chavez 3b	4	0	0	0
Payton lf	4	1	1	0
Swisher 1b	3	0	1	0
Scutaro ss	4	0	1	1
Ellis 2b	3	0	0	0
Totals	34	3	7	3

Oakland	ab	r	h	bi
Kendall c	5	1	2	1
Kotsay cf	5	1	1	2
Bradley rf	4	0	0	0
Thomas dh	3	0	1	0
Chavez 3b	4	0	0	0
Payton lf	4	0	2	0
Swisher 1b	4	2	2	0
Scutaro ss	4	1	1	1
Ellis 2b	4	0	2	0
Jimenez 2b	0	0	0	0
Totals	37	5	11	4

Minnesota	ab	r	h	bi
Castillo 2b	5	0	1	0
Punto 3b	4	0	1	0
Mauer c	4	0	1	0
Cuddyer rf	4	0	0	0
Morneau 1b	4	2	3	1
Hunter cf	3	1	2	1
White lf	4	0	3	1
Ford pr	0	0	0	0
Tyner dh	3	0	0	0
Bartlett ss	4	0	1	0
Totals	35	3	12	3

Minnesota	ab	r	h	bi
Castillo 2b	2	0	1	0
Punto 3b	3	0	0	0
Mauer c	3	0	0	0
Cuddyer rf	4	1	1	0
Morneau 1b	4	0	0	0
Hunter cf	4	0	0	1
White lf	4	1	2	1
Nevin dh	3	0	0	0
Bartlett ss	3	0	1	0
Totals	30	2	5	2

Minnesota	ab	r	h	bi
Castillo 2b	4	0	1	0
Punto 3b	5	0	1	0
Mauer c	4	0	1	0
Cuddyer rf	4	1	2	1
Morneau 1b	4	1	2	1
Hunter cf	4	0	1	0
White lf	4	0	0	0
Tyner dh	3	0	0	0
Bartlett ss	4	0	1	0
Totals	36	2	9	2

Oakland	ab	r	h	bi
Kendall c	5	0	1	0
Kotsay cf	5	1	0	0
Bradley rf	5	1	1	2
Thomas dh	3	1	1	0
Chavez 3b	2	2	2	1
Payton lf	4	2	1	0
Swisher 1b	3	1	0	1
Scutaro ss	4	0	2	4
Jimenez 2b	4	0	0	0
Totals	35	8	8	8

Oakland	020	000	001	3	7	0
Minnesota	000	000	101	2	5	2

Oakland	000	020	201	5	11	0
Minnesota	000	002	000	2	9	0

Minnesota	000	101	010	3	12	3
Oakland	022	000	40x	8	8	1

E – Bartlett, Cuddyer. **DP** - Minnesota 1. **LOB** – Oakland 5, Minnesota 5. **2B** – Scutaro, White, Bartlett. **3B** – Cuddyer. **HR** - Thomas 2, White. **SH** – Punto. **CS** – Castillo.

DP - Minnesota 1. **LOB** – Oakland 6, Minnesota 9. **2B** – Kendall, Thomas, Swisher 2, Scutaro. **HR** - Kotsay, Cuddyer, Morneau. **SB** – Tyner.

E – Bartlett, Morneau, Radke, Kendall. **DP** – Oakland 2. **LOB** – Minnesota 7, Oakland 7. **2B** – Morneau, Hunter, Chavez, Scutaro 2. **HR** - Morneau, Hunter, Bradley, Chavez. **SH** - Hunter.

Oakland	ip	h	r	er	bb	so
Zito (W)	8.0	4	1	1	3	1
Street (S)	1.0	1	1	1	0	0
Minnesota	ip	h	r	er	bb	so
Santana	8.0	5	2	2	1	8
Crain	0.2	2	1	1	0	0
Neshek	0.1	0	0	0	0	1

Oakland	ip	h	r	er	bb	so
Loaiza	5.0	8	2	2	0	2
Calero (W)	1.0	0	0	0	1	1
Duchscherer	2.0	0	0	0	0	3
Street (S)	1.0	1	0	0	1	1
Minnesota	ip	h	r	er	bb	so
Bonser	6.0	7	2	2	1	3
Neshek (L)	0.2	1	1	1	0	0
Reyes	0.1	1	1	1	0	0
Rincon	1.1	1	1	1	0	3
Nathan	0.2	1	0	0	0	1

Minnesota	ip	h	r	er	bb	so
Radke (L)	4.0	5	4	3	1	2
Perkins	0.1	2	0	0	0	0
Rincon	1.2	0	0	0	0	0
Reyes	0.2	0	2	0	2	0
Crain	0.1	1	2	0	1	1
Guerrier	1.0	0	0	0	0	0
Oakland	ip	h	r	er	bb	so
Haren (W)	6.0	9	2	2	1	2
Duchscherer	2.0	1	1	1	0	1
Street	1.0	2	0	0	0	0

T – 2:19. **A** – 55,542.
Umpires – Marsh, Danley, Everitt, Rapuano, Tschida, Randazzo.

Loaiza pitched to two batters in the 6th.
WP – Nathan.
T – 3:02. **A** – 55,710
Umpires – Danley, Everitt, Rapuano, Tschida, Randazzo, Marsh.

T – 2:55. **A** – 35,694.
Umpires – Everitt, Rapuano, Tschida, Randazzo, Marsh, Danley

2006 ALCS

The A's return to the American League Championship Series for the first time since 1992 and the 11th time overall, but are swept in four games by Detroit. The A's hit .221 in the series and scored just nine runs in the four games. Milton Bradley drives in five of those runs and homers twice while batting a team leading .500. The A's pitching staff allows 22 runs for a 5.71 ERA.

The A's lose Game 1 in Oakland by a score of 5-1. Barry Zito takes the loss, allowing five runs on seven hits in 3 2/3 innings, but the A's bullpen blanks the Tigers the rest of the way. The A's are limited to a run on eight hits by four Detroit pitchers. Milton Bradley homers from both sides of the plate and is 4 for 5 with four RBI in Game 2 but the A's lose, 8-5. Esteban Loaiza allows seven runs on nine hits in six innings for the loss. The series moves to Detroit for Game 3 and Kenny Rogers and the Tigers bullpen shutout the A's on two hits, 3-0. Jason Kendall singles to start the game and Marco Scutaro has a one out single in the fifth for the A's only hits. Rich Harden takes the loss, allowing three runs on five hits and five walks in 5 2/3 innings. The Tigers complete the sweep in Game 4 with a 6-3 win. Milton Bradley and Eric Chavez have RBI doubles in the first inning to give the A's a 2-0 lead and Jay Payton adds a solo home run in the fourth inning to make the score 3-0. Dan Haren shuts out Detroit on two hits over the first four innings before allowing two runs in the fifth and one in the sixth. The game remains tied at three entering the bottom of the ninth when Huston Street allows a two-out three-run home run to Magglio Ordonez for the loss.

FINAL STATISTICS

PLAYER	AVG	G	AB	R	H	TB	2B	3B	HR	RBI	SH	SF	HP	BB	IBB	SO	SB	CS	DP	E	SLG	OBP
Bradley	.500	4	18	4	9	17	2	0	2	5	0	0	0	0	0	2	0	0	1	0	.944	.500
Chavez	.231	4	13	1	3	7	1	0	1	2	0	0	0	2	0	4	0	0	0	1	.538	.333
Jimenez	.167	4	12	0	2	2	0	0	0	0	0	0	0	0	0	2	0	0	1	2	.167	.167
Kendall	.294	4	17	0	5	5	0	0	0	0	0	0	0	2	0	2	0	0	0	0	.294	.368
Kielty	.000	2	2	0	0	0	0	0	0	0	0	0	0	0	0	0	0	0	1	0	.000	.000
Kiger	—	2	0	0	0	0	0	0	0	0	0	0	0	0	0	0	0	0	0	0	—	—
Kotsay	.250	4	16	3	4	6	2	0	0	0	0	0	0	2	0	3	0	0	2	0	.375	.333
Melhuse	.000	1	1	0	0	0	0	0	0	0	0	0	0	0	0	1	0	0	0	0	.000	.000
Payton	.286	4	14	1	4	9	2	0	1	2	0	0	0	1	0	2	0	0	0	0	.643	.333
Scutaro	.067	4	15	0	1	1	0	0	0	0	0	0	0	0	0	3	0	0	1	0	.067	.067
Swisher	.100	4	10	0	1	1	0	0	0	0	0	0	0	5	0	5	0	0	0	0	.100	.400
Thomas	.000	4	13	0	0	0	0	0	0	0	0	0	1	2	0	4	0	0	1	0	.000	.188
Totals	.221	4	131	9	29	48	7	0	4	9	0	0	1	14	0	28	0	0	7	3	.366	.301

PITCHER	W	L	ERA	G	GS	CG	GF	SHO	SV	IP	H	R	ER	HR	HB	BB	IBB	SO	WP	BK	AVG
Blanton	0	0	0.00	1	0	0	1	0	0	2.0	0	0	0	0	0	2	0	2	0	0	.000
Calero	0	0	0.00	3	0	0	1	0	0	2.0	3	0	0	0	0	1	0	1	0	0	.333
Gaudin	0	0	0.00	3	0	0	0	0	0	3.1	2	0	0	0	0	3	1	1	0	0	.182
Harden	0	1	4.76	1	1	0	0	0	0	5.2	5	3	3	1	0	5	0	4	0	0	.238
Haren	0	0	5.40	1	1	0	0	0	0	5.0	7	3	3	1	0	2	0	7	2	0	.333
Kennedy	0	0	0.00	4	0	0	0	0	0	3.2	2	0	0	0	0	2	1	2	1	0	.143
Loaiza	0	1	10.50	1	1	0	0	0	0	6.0	9	7	7	1	0	1	0	5	0	0	.375
Street	0	1	10.80	2	0	0	2	0	0	3.1	4	4	4	2	0	0	0	3	0	0	.308
Zito	0	1	12.27	1	1	0	0	0	0	3.2	7	5	5	2	0	3	0	0	0	0	.389
Totals	0	4	5.71	4	4	0	4	0	0	34.2	39	22	22	7	0	19	2	25	3	0	.285

Game 1 — October 10
Detroit 5, Oakland 1

Game 2 — October 11
Detroit 8, Oakland 5

Game 3 — October 13
Detroit 3, Oakland 0

Detroit	ab	r	h	bi
Granderson cf	5	1	2	0
Polanco 2b	4	0	1	1
Casey 1b	3	0	1	0
Santiago ss	1	0	0	0
Ordonez rf	4	0	1	1
Guillen ss-1b	5	0	1	0
Rodriguez c	5	1	2	1
Monroe lf	4	0	0	0
Thames dh	4	1	0	0
Inge 3b	3	2	3	2
Totals	38	5	11	5

Oakland	ab	r	h	bi
Kendall c	3	0	1	0
Kotsay cf	4	0	1	0
Bradley rf	4	1	2	0
Thomas dh	3	0	0	0
Payton lf	4	0	2	1
Chavez 3b	3	0	1	0
Swisher 1b	3	0	0	0
Scutaro ss	4	0	0	0
Jimenez 2b	4	0	1	0
Totals	32	1	8	1

Detroit	002	300	000	5	11	1
Oakland	000	000	010	1	8	1

E – Guillen, Jimenez. **DP** – Detroit 4. **LOB** – Detroit 11, Oakland 9. **2B** – Granderson, Inge, Bradley, Payton 2. **HR** - Rodriguez, Inge.

Detroit	ip	h	r	er	bb	so
Robertson (W)	5.0	6	0	0	3	4
Rodney	2.0	1	0	0	1	1
Zumaya	1.0	1	1	1	0	0
Jones	1.0	0	0	0	1	0
Oakland	ip	h	r	er	bb	so
Zito (L)	3.2	7	5	5	3	0
Gaudin	1.2	1	0	0	0	1
Kennedy	0.2	1	0	0	0	0
Calero	1.0	2	0	0	0	0
Blanton	2.0	0	0	0	2	2

T – 3:20. **A** – 35,655.
Umpires – Crawford, Wendelstedt, Cousins, Meriwether, Cederstrom, Reilly.

Detroit	ab	r	h	bi
Granderson cf	5	1	2	1
Perez ss	4	0	0	0
Polanco 2b	4	1	3	0
Ordonez rf	5	1	1	0
Guillen 1b	4	1	1	0
Rodriguez c	3	1	0	0
Monroe lf	3	2	2	2
Gomez dh	4	1	2	4
Inge 3b	3	0	0	1
Totals	35	8	11	8

Oakland	ab	r	h	bi
Kendall c	5	0	1	0
Kotsay cf	4	2	3	0
Bradley rf	5	2	4	4
Thomas dh	5	0	0	0
Chavez 3b	4	1	1	1
Payton lf	4	0	1	0
Swisher 1b	3	0	0	0
Scutaro ss	4	0	0	0
Jimenez 2b	3	0	1	0
Melhuse ph	1	0	0	0
Totals	38	5	11	5

Detroit	010	402	001	8	11	0
Oakland	102	001	100	5	11	1

E – Jimenez. **DP** – Oakland 1. **LOB** – Detroit 5, Oakland 8. **2B** – Guillen, Monroe, Kotsay 2. **HR** - Granderson, Gomez, Bradley 2, Chavez. **SH** – Perez. **SF** – Monroe, Inge.

Detroit	ip	h	r	er	bb	so
Verlander (W)	5.1	7	4	4	1	6
Ledezma	1.1	1	1	1	1	1
Grilli	0.1	0	0	0	0	1
Rodney	1.0	0	0	0	0	3
Jones (S)	1.0	3	0	0	0	2
Oakland	ip	h	r	er	bb	so
Loaiza (L)	6.0	9	7	7	1	5
Gaudin	0.2	1	0	0	1	0
Kennedy	1.1	0	0	0	0	1
Street	1.0	1	1	1	0	1

WP– Verlander. **BK** – Verlander.
T – 3:06. **A** – 36,168.
Umpires – Wendelstedt, Cousins, Meriwether, Cederstrom, Reilly, Crawford.

Oakland	ab	r	h	bi
Kendall c	4	0	1	0
Kotsay cf	4	0	0	0
Bradley rf	4	0	0	0
Thomas dh	2	0	0	0
Payton lf	3	0	0	0
Chavez 3b	3	0	0	0
Swisher 1b	1	0	0	0
Scutaro ss	3	0	1	0
Jimenez 2b	2	0	0	0
Kielty ph	1	0	0	0
Kiger 2b	0	0	0	0
Totals	27	0	2	0

Detroit	ab	r	h	bi
Granderson cf	1	1	0	0
Monroe lf	3	2	2	1
Polanco 2b	4	0	2	1
Ordonez rf	4	0	0	1
Guillen 1b	4	0	0	0
Rodriguez c	4	0	0	0
Infante dh	2	0	1	0
Gomez ph-dh	1	0	1	0
Inge 3b	3	0	0	0
Santiago ss	3	0	0	0
Totals	29	3	6	3

Oakland	000	000	000	0	2	0
Detroit	200	010	00x	3	6	0

DP – Oakland 1, Detroit 2. **LOB** – Oakland 3, Detroit 9. **2B** – Polanco. **HR** – Monroe. **SB** – Granderson, Infante.

Oakland	ip	h	r	er	bb	so
Harden (L)	5.2	5	3	3	5	4
Gaudin	1.0	0	0	0	2	0
Kennedy	0.1	0	0	0	0	0
Calero	1.0	1	0	0	0	1
Detroit	ip	h	r	er	bb	so
Rogers (W)	7.1	2	0	0	2	6
Rodney	0.2	0	0	0	0	0
Jones (S)	1.0	0	0	0	0	0

HBP – by Rogers (Thomas).
T – 2:57. **A** – 41,669
Umpires – Cousins, Meriwether, Cederstrom, Reilly, Crawford, Wendelstedt.

Game 4 — October 14
Detroit 6, Oakland 3

Oakland	ab	r	h	bi
Kendall c	5	0	2	0
Kotsay cf	4	1	0	0
Bradley rf	5	1	3	1
Thomas dh	3	0	0	0
Chavez 3b	3	0	1	1
Payton lf	3	1	1	1
Swisher 1b	3	0	1	0
Scutaro ss	4	0	0	0
Jimenez 2b	3	0	0	0
Kielty ph	1	0	0	0
Kiger 2b	0	0	0	0
Totals	34	3	8	3

Detroit	ab	r	h	bi
Granderson cf	4	1	1	1
Monroe lf	4	1	2	1
Polanco 2b	5	1	3	0
Ordonez rf	4	2	2	4
Guillen 1b	3	0	1	0
Rodriguez c	4	0	0	0
Gomez dh	4	0	1	0
Inge 3b	3	1	1	0
Santiago ss	3	0	0	0
Thames ph	1	0	0	0
Totals	35	6	11	6

two outs when winning run scored

Oakland	200	100	000	3	8	1
Detroit	000	021	003	6	11	0

E – Chavez. **DP** – Oakland 2, Detroit 1.

LOB – Oakland 9, Detroit 8. **2B** – Bradley, Chavez, Granderson, Monroe. **HR** – Payton, Ordonez 2.

Oakland	ip	h	r	er	bb	so
Haren	5.0	7	3	3	2	7
Kennedy	1.1	1	0	0	2	1
Calero	0.0	0	0	0	1	0
Street (L)	2.1	3	3	3	0	2
Detroit	ip	h	r	er	bb	so
Bonderman	6.2	6	3	3	2	3
Walker	0.1	0	0	0	0	1
Grilli	0.2	1	0	0	3	0
Ledezma (W)	1.1	1	0	0	0	0

Haren pitched to two batters in the sixth, Calero pitched to one batter in the seventh.

WP – Haren 2, Kennedy, Bonderman.

T – 3:23. **A** – 42,967

Umpires – Meriwether, Cederstrom, Reilly, Crawford, Wendelstedt, Cousins.

2012 ALDS

The A's lose to the Detroit Tigers three games to two in their first postseason appearance in six years. It was the A's sixth ALDS appearance in the last 13 years and their fifth loss, with all the losses going the full five games. The A's pitching staff compiled a 2.89 ERA and walked just seven batters in the five-game series, but the offense hit just .194 and scored 11 runs in the five games. Yoenis Céspedes hit safely in all five games and paces the A's offense with a .316 batting average

The A's lose Game 1 in Detroit, 3-1. Coco Crisp leads off the game with a home run but that is the only run Justin Verlander would allow in seven innings. Jarrod Parker allows a run in the first on a double play, an unearned run in the third and an Alex Avila home run in the fifth. The A's fall behind 2 games to 0 with a 5-4 loss in Game 2. Cliff Pennington breaks a 1-1 tie with a RBI single in the seventh but Sean Doolittle allows two unearned runs in the bottom of the seventh to put Detroit ahead 3-2. The A's then score twice in the eighth when Céspedes scores on a wild pitch and Josh Reddick homers, but the Tigers tie the game in the eighth and win it on a Don Kelly sacrifice fly off Grant Balfour in the ninth. The series moves to Oakland for Game 3 where Brett Anderson combines with three A's relievers on a four-hit, 2-0 shutout. Céspedes has a RBI single in the first and Seth Smith homers in the fifth. In Game 4, the A's trailed 3-1 entering the bottom of the ninth before scoring three times to send the RBI single to a fifth game. Smith ties the game with a two-run double and scores two outs later on a Crisp RBI single. The A's then lose Game 5 in Oakland 6-0 as Verlander tosses a four-hit shutout. Parker makes his second start of the series and loses for the second time, allowing four runs on seven hits in 6.1 innings.

FINAL STATISTICS

PLAYER	AVG	G	AB	R	H	TB	2B	3B	HR	RBI	SH	SF	HP	BB	IBB	SO	SB	CS	DP	E	SLG	OBP
Céspedes	.316	5	19	1	6	7	1	0	0	2	0	0	0	2	0	2	2	0	0	0	.368	.381
Crisp	.182	5	22	3	4	7	0	0	1	2	0	0	0	0	0	2	0	0	0	1	.318	.182
Donaldson	.294	5	17	1	5	6	1	0	0	0	0	0	0	1	0	4	0	0	1	.353	.333	
Drew	.211	5	19	0	4	6	2	0	0	1	0	0	0	2	0	7	0	0	0	1	.316	.286
Gomes	.000	1	1	0	0	0	0	0	0	0	0	0	0	0	0	0	0	0	0	0	.000	.000
Kottaras	.000	4	4	0	0	0	0	0	0	0	1	0	0	0	0	2	0	0	0	0	.000	.000
Moss	.133	5	15	0	2	2	0	0	0	0	0	0	1	2	0	7	0	0	0	.133	.278	
Norris	.083	5	12	0	1	1	0	0	0	0	0	0	0	0	0	6	0	1	0	.083	.083	
Pennington	.286	5	14	1	4	4	0	0	0	1	0	0	0	3	0	4	0	0	0	.286	.412	
Reddick	.118	5	17	2	2	5	0	0	1	1	0	0	0	1	0	10	0	0	1	.294	.167	
Smith	.133	5	15	3	2	6	1	0	1	3	0	0	1	3	0	6	0	0	0	.400	.316	
Totals	.194	5	155	11	30	44	5	0	3	10	1	0	2	14	0	50	2	1	2	3	.284	.269

PITCHER	W	L	ERA	G	GS	CG	GF	SHO	SV	IP	H	R	ER	HR	HB	BB	IBB	SO	WP	BK	AVG
Anderson	1	0	0.00	1	1	0	0	0	0	6.0	2	0	0	0	0	2	0	6	0	0	.105
Balfour	0	1	5.40	2	0	0	2	0	1	1.2	3	1	1	0	0	1	1	2	0	0	.500
Blevins	0	0	0.00	3	0	0	1	0	0	3.2	1	0	0	0	0	0	0	0	0	0	.083
Cook	1	0	8.10	4	0	0	1	0	0	3.1	4	3	3	0	1	1	0	4	1	0	.308
Doolittle	0	0	3.38	3	0	0	0	0	0	2.2	5	3	1	0	0	0	0	5	0	0	.385
Griffin	0	0	3.60	1	1	0	0	0	0	5.0	7	2	2	1	0	0	0	1	0	0	.350
Milone	0	0	1.50	1	1	0	0	0	0	6.0	5	1	1	0	1	1	0	6	1	0	.217
Neshek	0	0	0.00	1	0	0	0	0	0	0.2	0	0	0	0	0	0	0	1	0	0	.000
Parker	0	2	4.26	2	2	0	0	0	0	12.2	14	7	6	1	1	2	0	11	2	0	.286
Scribner	0	0	0.00	1	0	0	1	0	0	2.0	0	0	0	0	0	0	0	3	0	0	.000
Totals	2	3	2.89	5	5	0	5	1	1	43.2	41	17	14	2	3	7	1	39	4	0	.252

Game 1 — October 6
Detroit 3, Oakland 1

Game 2 — October 7
Detroit 5, Oakland 4

Game 3 — October 9
Oakland 2, Detroit 0

Oakland	ab	r	h	bi
Crisp cf	4	1	1	0
Drew ss	4	0	1	0
Céspedes lf	3	0	1	0
Moss 1b	4	0	0	0
Reddick rf	3	0	0	0
Donaldson 3b	4	0	0	0
Smith dh	3	0	0	0
Norris c	3	0	0	0
Kottaras ph	1	0	0	0
Pennington 2b	2	0	1	0
Totals	31	1	4	1

Oakland	ab	r	h	bi
Crisp cf	5	0	1	0
Drew ss	5	0	1	0
Céspedes lf	5	1	2	1
Moss 1b	3	0	1	0
Reddick rf	4	1	1	1
Donaldson 3b	3	0	1	0
Smith dh	2	1	0	0
Kottaras c	2	0	0	0
Norris ph-c	1	0	0	0
Pennington 2b	3	1	2	1
Totals	33	4	9	3

Detroit	ab	r	h	bi
Jackson cf	3	0	0	0
Infante 2b	4	0	0	0
Cabrera 3b	4	0	1	0
Felder 1b	4	0	0	0
Young dh	3	0	1	0
Peralta ss	2	0	2	0
Dirks lf	3	0	0	0
Garcia rf	3	0	0	0
Laird c	3	0	0	0
Totals	29	0	4	0

Detroit	ab	r	h	bi
Jackson cf	4	1	1	0
Berry lf	3	0	2	0
Garcia ph-rf	1	0	0	0
Cabrera 3b	3	0	0	0
Felder 1b	4	0	0	0
Young dh	2	0	0	0
Dirks rf-lf	3	0	1	0
Peralta ss	3	0	0	0
Avila c	3	1	2	1
Infante 2b	3	1	1	0
Totals	29	3	7	1

Detroit	ab	r	h	bi
Jackson cf	5	1	1	0
Infante 2b	5	2	2	0
Cabrera 3b	5	1	3	0
Felder 1b	4	0	1	0
Young dh	4	0	1	1
Kelly pr-dh	0	1	0	1
Peralta ss	4	0	2	0
Worth pr-ss	0	0	0	0
Dirks lf-rf	3	0	1	0
Garcia rf	2	0	0	0
Berry ph-lf	1	0	0	0
Laird c	2	0	0	0
Avila ph-c	1	0	0	0
Totals	36	5	11	2

Oakland	ab	r	h	bi
Crisp cf	4	1	1	0
Drew ss	2	0	0	0
Céspedes lf	4	0	1	1
Moss 1b	3	0	0	0
Reddick rf	3	0	0	0
Donaldson 3b	3	0	2	0
Smith dh	3	1	1	1
Norris c	3	0	0	0
Pennington 2b	2	0	0	0
Totals	27	2	5	2

Detroit	000	000	000	0	4	0
Oakland	100	010	00x	2	5	0

DP – Detroit 1, Oakland 2. **LOB** – Detroit 4, Oakland 4. **HR** – Smith. **CS** – Norris.

E – Parker. **DP** – Oakland 1. **LOB** – Oakland 7, Detroit 4. **2B** – Drew, Jackson, Infante. **HR** – Crisp, Avila. **SB** – Berry. **CS** – Young.

two outs when winning run scored
 Oakland 001 000 120 4 9 1
 Detroit 001 000 211 5 11 0

Oakland	ip	h	r	er	bb	so
Parker (L)	6.1	7	3	2	1	5
Neshek	0.2	0	0	0	0	1
Blevins	1.0	0	0	0	0	0
Detroit	ip	h	r	er	bb	so
Verlander (W)	7.0	3	1	1	4	11
Benoit	1.0	1	0	0	0	1
Valverde (S)	1.0	0	0	0	0	2

E – Crisp. **DP** – Detroit 1. **LOB** – Oakland 8, Detroit 10. **2B** – Cabrera 2. **HR** – Reddick. **SB** – Céspedes 2. **SH** – Kottaras, Dirks. **SF** – Kelly.

Oakland	ip	h	r	er	bb	so
Milone	6.0	5	1	1	1	6
Doolittle	1.0	2	2	0	0	2
Cook	1.0	2	1	1	0	2
Balfour (L)	0.2	2	1	1	1	1
Detroit	ip	h	r	er	bb	so
Fister	7.0	6	2	2	2	8
Benoit	1.0	2	2	2	0	0
Coke	0.2	1	0	0	1	1
Alburquerque (W)	0.1	0	0	0	0	0

Detroit	ip	h	r	er	bb	so
Sanchez (L)	6.1	5	2	2	2	3
Dotel	0.2	0	0	0	0	1
Coke	0.2	0	0	0	1	0
Porcello	0.1	0	0	0	0	0
Oakland	ip	h	r	er	bb	so
Anderson (W)	6.0	2	0	0	2	6
Cook	1.0	1	0	0	0	1
Doolittle	1.0	0	0	0	0	3
Balfour (S)	1.0	1	0	0	0	1

T – 2:33. **A** – 37,090.
Umpires – DeMuth, Cooper, Bell, Barry, Reynolds, Wegner.

HBP – Young (by Parker).
T – 2:56. **A** – 43,323.
Umpires – Reynolds, Wegner, DeMuth, Cooper, Bell, Barry

HBP – Moss (by Fister), Smith (by Fister), Laird (by Milone). **WP** – Milone, Cook, Benoit.
T – 3:28. **A** – 40,684.
Umpires – Wegner, DeMuth, Cooper, Bell, Barry, Reynolds.

Game 4 — October 10
Oakland 4, Detroit 3

Game 5 — October 11
Detroit 6, Oakland 0

Detroit	ab	r	h	bi
Jackson cf	3	0	1	1
Berry lf	3	0	0	0
Garcia ph-rf	1	0	1	1
Cabrera 3b	4	0	1	0
Fielder 1b	4	1	2	1
Young dh	4	0	1	0
Dirks rf-lf	4	0	2	0
Peralta ss	4	0	0	0
Avila c	4	1	1	0
Infante 2b	2	1	1	0
Totals	33	3	10	3

Detroit	ab	r	h	bi
Jackson cf	5	2	2	2
Berry lf	3	1	1	0
Garcia rf	0	0	0	0
Cabrera 3b	4	0	0	1
Fielder 1b	5	0	1	1
Young dh	4	0	1	1
Dirks rf-lf	4	0	1	0
Peralta ss	4	1	1	0
Avila c	4	0	0	0
Infante 2b	3	2	2	0
Totals	36	6	9	5

Oakland	ab	r	h	bi
Crisp cf	5	1	1	1
Drew ss	4	0	2	1
Céspedes lf	3	0	1	0
Moss 1b	3	0	0	0
Reddick rf	4	1	1	0
Donaldson 3b	4	1	1	0
Smith dh	3	1	1	2
Norris c	3	0	1	0
Kottaras ph	1	0	0	0
Pennington 2b	4	0	0	0
Totals	34	4	8	4

Oakland	ab	r	h	bi
Crisp cf	4	0	0	0
Drew ss	4	0	0	0
Céspedes lf	4	0	1	0
Smith dh	4	0	0	0
Reddick rf	3	0	0	0
Donaldson 3b	3	0	1	0
Moss 1b	2	0	1	0
Norris c	2	0	0	0
Gomes ph	1	0	0	0
Kottaras c	0	0	0	0
Pennington 2b	3	0	1	0
Totals	30	0	4	0

two outs when winning run scored

Detroit	001	100	010	3	10	1
Oakland	000	001	003	4	8	0

Detroit	002	000	400	6	9	0
Oakland	000	000	000	0	4	1

E – Fielder. **DP** – Oakland 2. **LOB** – Detroit 5, Oakland 7. **2B** – Dirks, Avila, Drew, Donaldson, Smith. **HR** – Fielder. **SH** – Jackson, Infante.

E – Drew. **LOB** – Detroit 7, Oakland 4. **2B** – Jackson, Berry, Céspedes. **SB** – Dirks, Peralta, Infante. **SH** – Berry.

Detroit	ip	h	r	er	bb	so
Scherzer	5.1	3	1	0	1	8
Dotel	0.1	0	0	0	1	1
Coke	0.1	0	0	0	0	0
Albuquerque	1.0	0	0	0	0	1
Benoit	1.0	1	0	0	1	1
Valverde (L)	0.2	4	3	3	0	1
Oakland	ip	h	r	er	bb	so
Griffin	5.0	7	2	2	0	1
Blevins	2.0	0	0	0	0	0
Doolittle	0.2	3	1	1	0	0
Cook (W)	1.1	0	0	0	0	1

Detroit	ip	h	r	er	bb	so
Verlander (W)	9.0	4	0	0	1	11
Oakland	ip	h	r	er	bb	so
Parker (L)	6.1	7	4	4	1	6
Cook	0.0	1	2	2	1	0
Blevins	0.2	1	0	0	0	0
Scribner	2.0	0	0	0	0	3

Cook pitched to three batters in the 7th
HBP – Cabrera (by Cook). **WP** – Parker 2.

T – 2:56. **A** – 36,393.

Umpires – Bell, Barry, Reynolds, Wegner, DeMuth, Cooper.

Griffin pitched to one batter in the 6th.

WP – Scherzer.

T – 3:21. **A** – 36,385.

Umpires – Cooper, Bell, Barry, Reynolds, Wegner, DeMuth.

2013 ALDS

The A's face Detroit in the ALDS for the second consecutive year and lose three games to two for the second consecutive year. Oakland won two of the first three games but then lost two straight to fall to 1-12 in potential clinch games since 2000, including 0-6 in Game 5's. The A's pitching staff compiled a 3.48 ERA and held the Tigers to a .235 batting average, but the offense hit just .217 and struck out 57 times in the five games. Yoenis Céspedes hit safely in all five games and Coco Crisp batted .389.

The A's lose Game 1 in Oakland, 3-2. Bartolo Colón allows three runs in the first inning but those were the only runs he would allow in six innings of work. Max Scherzer blanks the A's on one hit over the first six innings before Céspedes hits a two-run home run in the seventh for the A's only runs of the game. Oakland evens the series at 1-1 when Sonny Gray and Grant Balfour combine on a four-hit, 1-0 shutout in Game 2. Gray tosses eight innings and allows all four of the hits. Justin Verlander tosses seven shutout innings for the Tigers before Stephen Vogt wins the game with a walk-off RBI single off Rick Porcello in the bottom of the ninth. The series moves to Detroit for Game 3, which the A's win, 6-3. Jarrod Parker has a 3-0 lead when he allows three runs in the bottom of the fourth, but the A's take the lead for good when Brandon Moss homers with one out in the fifth. Josh Reddick and Seth Smith also homer in the game. The A's lose Game 4 by an 8-6 margin. Dan Straily had a 3-0 lead before allowing a three-run home run to Johnny Peralta in the bottom of the fifth. Coco Crisp delivered a RBI single in the seventh to give the A's a 4-3 lead but Sean Doolittle allowed two runs in the bottom of the inning for the blown save. The A's load the bases with no outs in the eighth but are unable to score and the Tigers score three times in the bottom of the eighth to put the game away. The series concludes in Oakland when Verlander and Joaquin Benoit combine on a three-hit shutout in a 3-0 A's loss. Sonny Gray makes his second start of the series and allows three runs in five innings for the loss.

FINAL STATISTICS

PLAYER	AVG	G	AB	R	H	TB	2B	3B	HR	RBI	SH	SF	HP	BB	IBB	SO	SB	CS	DP	E	SLG	OBP
Barton,D	.000	2	3	0	0	0	0	0	0	0	0	0	0	0	0	3	0	0	0	0	.000	.000
Callaspo,A	.167	4	6	0	1	2	1	0	0	0	0	0	0	0	0	1	0	0	0	0	.333	.167
Céspedes,Y	.381	5	21	3	8	14	1	1	1	4	0	0	1	0	0	4	0	0	0	0	.667	.409
Crisp,C	.389	5	18	4	7	11	2	1	0	2	0	1	0	3	0	2	1	0	0	0	.611	.455
Donaldson,J	.143	5	21	0	3	3	0	0	0	0	0	0	0	1	0	8	0	0	0	0	.143	.182
Lowrie,J	.150	5	20	2	3	7	1	0	1	3	0	0	0	2	0	7	0	0	1	0	.350	.227
Moss,B	.111	5	18	2	2	5	0	0	1	1	0	0	0	3	0	13	0	0	0	0	.278	.238
Norris,D	.000	1	1	0	0	0	0	0	0	0	0	0	0	0	0	1	0	0	0	0	.000	.000
Reddick,J	.235	5	17	1	4	8	1	0	1	1	0	0	0	2	1	5	0	0	0	0	.471	.316
Smith,S	.313	4	16	1	5	8	0	0	1	2	0	0	0	1	1	5	0	0	0	0	.500	.353
Sogard,E	.000	4	9	0	0	0	0	0	0	0	1	0	0	1	0	1	0	0	0	0	.000	.100
Vogt,S	.188	5	16	2	3	5	0	1	0	1	0	0	0	1	0	7	0	0	0	0	.313	.235
Totals	.217	5	166	15	36	63	6	3	5	14	1	1	1	14	2	57	1	0	1	1	.380	.280

PITCHER	W	L	ERA	G	GS	CG	GF	SHO	SV	IP	H	R	ER	HR	HB	BB	IBB	SO	WP	BK	AVG
Anderson,B	0	0	27.00	1	0	0	1	0	0	0.1	1	1	1	0	0	1	0	1	1	0	.500
Balfour,G	1	0	0.00	3	0	0	3	0	1	3.0	0	0	0	0	0	1	0	3	0	0	.000
Colon,B	0	1	4.50	1	1	0	0	0	0	6.0	10	3	3	0	1	0	0	4	0	0	.400
Cook,R	0	0	27.00	1	0	0	0	0	0	0.2	1	2	2	0	0	1	0	1	0	0	.333
Doolittle,S	0	1	4.15	4	0	0	1	0	0	4.1	3	2	2	1	0	2	0	6	0	0	.176
Gray,S	0	1	2.08	2	2	0	0	0	0	13.0	10	3	3	1	0	6	1	12	0	0	.217
Otero,D	0	0	0.00	4	0	0	0	0	0	5.2	4	0	0	0	0	1	0	2	0	0	.200
Parker,J	1	0	5.40	1	1	0	0	0	0	5.0	5	3	3	0	0	1	0	1	0	0	.263
Straily,D	0	0	4.50	1	1	0	0	0	0	6.0	4	3	3	1	1	0	0	8	0	0	.190
Totals	2	3	3.48	5	5	0	5	1	1	44.0	38	17	17	3	2	13	1	38	1	0	.235

Game 1 — October 4
Detroit 3, Oakland 2

Game 2 — October 5
Oakland 1, Detroit 0

Game 3 — October 7
Oakland 6, Detroit 3

Detroit	ab	r	h	bi
Jackson cf	4	1	1	0
Hunter rf	3	1	1	0
Cabrera 3b	4	0	1	1
Santiago 3b	0	0	0	0
Fielder 1b	4	0	1	0
Martinez dh	4	1	2	0
Avila c	4	0	2	1
Infante 2b	4	0	2	0
Dirks lf	3	0	0	0
Peralta ph	1	0	0	0
Kelly lf	0	0	0	0
Iglesias ss	4	0	0	0
Totals	35	3	10	2

Oakland	ab	r	h	bi
Crisp cf	1	0	0	0
Lowrie ss	4	0	0	0
Donaldson 3b	4	0	0	0
Moss dh	4	1	1	0
Cespedes lf	4	1	2	2
Reddick rf	4	0	0	0
Vogt c	3	0	0	0
Barton 1b	3	0	0	0
Sogard 2b	2	0	0	0
Callaspo ph-2b	1	0	0	0
Totals	30	2	3	2

Detroit	300	000	000	3	10	0
Oakland	000	000	200	2	3	1

E – Cespedes. **DP** – Oakland 1. **LOB** – Detroit 6, Oakland 4. **2B** – Jackson, Martinez. **3B** – Cespedes. **HR** – Cespedes. **CS** – Hunter.

Detroit	ip	h	r	er	bb	so
Scherzer (W)	7.0	3	2	2	2	11
Smyly	0.2	0	0	0	1	2
Benoit (S)	1.1	0	0	0	0	3
Oakland	ip	h	r	er	bb	so
Colon (L)	6.0	10	3	3	0	4
Otero	1.1	0	0	0	0	0
Doolittle	1.2	0	0	0	0	3

HBP – Hunter (by Colon). **WP** – Scherzer.
T – 3:24. **A** – 48,401.
Umpires – Wegner, Bucknor, Darling, Reynolds, Hallion, DiMuro.

Detroit	ab	r	h	bi
Jackson cf	4	0	0	0
Hunter rf	4	0	0	0
Cabrera 3b	4	0	1	0
Fielder 1b	4	0	0	0
Martinez dh	4	0	0	0
Avila c	2	0	0	0
Infante 2b	2	0	0	0
Kelly lf	3	0	2	0
Iglesias ss	2	0	1	0
Totals	29	0	4	0

Oakland	ab	r	h	bi
Crisp cf	4	0	0	0
Lowrie ss	3	0	0	0
Donaldson 3b	4	0	1	0
Moss 1b	3	0	0	0
Cespedes lf	4	1	2	0
Smith dh	4	0	2	0
Reddick rf	3	0	1	0
Vogt c	4	0	1	1
Sogard 2b	2	0	0	0
Callaspo ph-2b	1	0	1	0
Totals	32	1	8	1

Detroit	000	000	000	0	4	0
Oakland	000	000	001	1	8	0

no outs when winning run scored

DP – Oakland 1. **LOB** – Detroit 5, Oakland 10. **2B** – Callaspo. **CS** – Iglesias. **SH** – Iglesias.

Detroit	ip	h	r	er	bb	so
Verlander	7.0	4	0	0	1	11
Smyly	0.1	1	0	0	1	0
Albuquerque (L)	0.2	2	1	1	1	2
Porcello	0.0	1	0	0	0	0
Oakland	ip	h	r	er	bb	so
Gray	8.0	4	0	0	2	9
Balfour (W)	1.0	0	0	0	0	0

Albuquerque pitched to three batters in the 9th; Porcello pitched to one batter in the ninth.

T – 3:23. **A** – 48,292.
Umpires – Bucknor, Darling, Reynolds, Hallion, DiMuro, Wegner.

Oakland	ab	r	h	bi
Crisp cf	4	1	3	1
Donaldson 3b	4	0	1	0
Lowrie ss	5	0	0	0
Moss 1b	4	1	1	1
Barton 1b	0	0	0	0
Cespedes lf	5	1	1	0
Smith dh	4	1	2	2
Reddick rf	4	1	1	1
Vogt c	2	1	1	0
Norris ph-c	1	0	0	0
Sogard 2b	4	0	0	0
Totals	37	6	10	5

Detroit	ab	r	h	bi
Jackson cf	3	0	0	0
Hunter rf	3	1	1	0
Cabrera 3b	4	0	1	0
Fielder 1b	4	1	2	0
Martinez dh	4	1	1	1
Peralta lf	4	0	1	2
Avila c	3	0	0	0
Infante 2b	4	0	1	0
Iglesias ss	3	0	0	0
Totals	32	3	7	3

Oakland	001	230	000	6	10	0
Detroit	000	300	000	3	7	1

E – Cabrera. **DP** – Oakland 2. **LOB** – Oakland 8, Detroit 5. **2B** – Crisp 2, Martinez. **3B** – Vogt. **HR** – Moss, Smith, Reddick. **SB** – Crisp. **SF** – Crisp.

Oakland	ip	h	r	er	bb	so
Parker (W)	5.0	5	3	3	1	1
Otero	2.0	2	0	0	0	1
Doolittle	1.0	0	0	0	0	1
Balfour (S)	1.0	0	0	0	1	1
Detroit	ip	h	r	er	bb	so
Sanchez (L)	4.1	8	6	5	2	6
Alvarez	3.0	0	0	0	1	3
Veras	1.2	2	0	0	0	3

T – 3:32. **A** – 43,973.
Umpires – Darling, Reynolds, Hallion, DiMuro, Wegner, Bucknor.

Game 4 — October 8
Detroit 8, Oakland 6

Game 5 — October 10
Detroit 3, Oakland 0

Oakland	ab	r	h	bi	Detroit	ab	r	h	bi
Crisp cf	5	3	4	1	Jackson cf	5	0	0	0
Donaldson 3b	5	0	1	0	Hunter rf	5	1	1	0
Lowrie ss	4	2	2	3	Cabrera 3b	4	1	1	2
Moss 1b	4	0	0	0	Iglesias ss	0	0	0	0
Cespedes lf	5	0	2	2	Fielder 1b	3	0	1	0
Smith dh	4	0	1	0	Martinez dh	4	1	3	0
Reddick rf	4	0	1	0	Peralta ss	4	0	2	0
Vogt c	4	1	1	0	Santiago 3b	0	0	0	0
Sogard 2b	1	0	0	0	Avila c	3	0	0	0
Callaspo ph-2b	1	0	0	0	Infante 2b	4	0	0	1
Totals	37	6	12	6	Kelly lf	2	0	0	0
					Totals	34	3	8	3

Detroit	ab	r	h	bi	Oakland	ab	r	h	bi
Jackson cf	4	0	1	1	Crisp cf	4	0	0	0
Hunter rf	4	0	0	0	Donaldson 3b	4	0	0	0
Cabrera 3b	4	0	1	0	Lowrie ss	4	0	1	0
Santiago 3b	0	0	0	0	Cespedes lf	3	0	1	0
Fielder 1b	3	1	1	0	Smith dh	4	0	0	0
Martinez dh	4	2	3	1	Moss 1b	3	0	0	0
Perez, pr-dh	0	1	0	0	Callaspo 2b	3	0	0	0
Peralta lf	3	1	2	3	Reddick rf	2	0	1	0
Dirks pr-lf	0	2	0	0	Vogt c	3	0	0	0
Avila c	3	1	0	0	Totals	30	0	3	0
Infante 2b	4	0	1	2					
Iglesias ss	3	0	0	0	Detroit	000	201	000	3 8 0
Totals	32	8	9	7	Oakland	000	000	000	0 3 0

Oakland 100 020 102 6 12 0
 Detroit 000 030 23x 8 9 0

DP – Oakland 1, Detroit 1. **LOB** – Oakland 9, Detroit 4. **2B** – Cespedes, Reddick, Peralta, Infante. **3B** – Crisp. **HR** – Lowrie, Martinez, Peralta. **SH** – Sogard.

Detroit	ip	h	r	er	bb	so
Verlander (W)	8.0	2	0	0	1	10
Benoit (S)	1.0	1	0	0	0	1
Oakland	ip	h	r	er	bb	so
Gray (L)	5.0	6	3	3	4	3
Otero	2.0	2	0	0	1	0
Doolittle	1.0	0	0	0	0	1
Balfour	1.0	0	0	0	0	2

Gray pitched to two batters in the sixth.
HBP – Cespedes (by Benoit).
T – 3:20. **A** – 46,959.
Umpires – Hallion, DiMuro, Wegner, Bucknor, Darling, Reynolds.

Oakland	ip	h	r	er	bb	so
Straily	6.0	4	3	3	0	8
Doolittle (L)	0.2	3	2	2	1	1
Otero	0.1	0	0	0	0	1
Cook	0.2	1	2	2	1	1
Anderson	0.1	1	1	1	1	1
Detroit	ip	h	r	er	bb	so
Fister	6.0	7	3	3	1	1
Scherzer (W)	2.0	3	1	1	2	2
Benoit	1.0	2	2	2	1	2

HBP – Fielder (by Straily). **WP** – Anderson, Fister.
T – 3:25. **A** – 43,958.
Umpires – Reynolds, Hallion, DiMuro, Wegner, Bucknor, Darling.

2014 ALWC

The A's travel to Kansas City in their first appearance in the American League Wild Card one-game playoff and lose to the Royals in 12 innings by a score of 9-8. Brandon Moss hits a two-run home run in the first inning and a three-run home run in the A's five-run sixth inning to set an Athletics postseason record with five RBI. The A's take a 7-3 lead into the eighth inning, but the Royals score three times off Jon Lester to pull to within one. Sean Doolittle allows a run in the ninth for the blown save but Alberto Callaspo has a pinch hit RBI single in the 12th to give the A's the lead. The bullpen then allows two runs in the bottom of the 12th, capped by a two-out RBI single by Salvador Perez. The Royals steal seven bases, including six over the final four innings.

FINAL STATISTICS

PLAYER	AVG	G	AB	R	H	TB	2B	3B	HR	RBI	SH	SF	HP	BB	IBB	SO	SB	CS	DP	E	SLG	OBP
Callaspo	1.000	1	1	0	1	1	0	0	0	1	0	0	0	0	0	0	0	0	0	0	1.000	1.000
Crisp	.333	1	6	1	2	2	0	0	0	1	0	0	0	0	0	3	0	0	0	0	.333	.333
Donaldson	.400	1	5	1	2	2	0	0	0	0	0	0	0	1	0	2	0	0	0	0	.400	.500
Freiman	.000	1	1	0	0	0	0	0	0	0	0	0	0	0	0	0	0	0	0	0	.000	.000
Fuld	.400	1	5	1	2	2	0	0	0	0	0	0	0	1	0	1	0	0	0	0	.400	.500
Gomes	.000	1	0	0	0	0	0	0	0	0	0	0	0	0	0	0	0	0	0	0	.000	.000
Lowrie	.000	1	5	0	0	0	0	0	0	0	1	0	0	0	0	0	0	0	0	0	.000	.000
Moss	.400	1	5	2	2	8	0	0	2	5	0	0	0	1	1	2	0	0	0	0	1.600	.500
Norris	.200	1	5	1	1	1	0	0	0	1	0	0	0	0	0	2	0	0	0	0	.200	.200
Punto	.000	1	2	0	0	0	0	0	0	0	0	0	0	0	0	1	0	0	0	0	.000	.000
Reddick	.500	1	4	2	2	2	0	0	0	0	0	0	0	2	0	0	0	0	0	0	.500	.667
Sogard	.250	1	4	0	1	1	0	0	0	0	0	0	0	0	0	2	0	0	0	0	.250	.250
Soto	.000	1	1	0	0	0	0	0	0	0	0	0	0	0	0	1	0	0	0	0	.000	.000
Vogt	.000	1	3	0	0	0	0	0	0	0	0	0	0	1	0	1	0	0	0	0	.000	.250
Totals	.277	1	47	8	13	19	0	0	2	8	1	0	0	6	1	15	0	0	0	0	.404	.358

PITCHER	W	L	ERA	G	GS	CG	GF	SHO	SV	IP	H	R	ER	HR	HB	BB	IBB	SO	WP	BK	AVG
Abad	0	0	0.00	1	0	0	0	0	0	0.1	0	0	0	0	0	0	0	0	0	0	.000
Doolittle	0	0	4.50	1	0	0	0	0	0	2.0	2	1	1	0	0	0	0	0	0	0	.400
Gregerson	0	0	0.00	1	0	0	0	0	0	0.2	1	0	0	0	0	1	0	2	1	0	.333
Hammel	0	0	---	1	0	0	1	0	0	0.0	1	0	0	0	0	0	0	0	0	0	1.000
Lester	0	0	7.36	1	1	0	0	0	0	7.1	8	6	6	0	2	0	5	0	0	0	.286
Otero	0	1	13.50	1	0	0	0	0	0	1.1	3	2	2	0	0	0	0	1	0	0	.500
Totals	0	1	6.94	1	1	0	1	0	0	11.2	15	9	9	0	0	3	0	8	1	0	.341

September 30

Kansas City 9, Oakland 8 (12)

Oakland	ab	r	h	bi	Oakland	ip	h	r	er	bb	so
Crisp cf	6	1	2	1	Lester	7.1	8	6	6	2	5
Gomes lf	0	0	0	0	Gregerson	0.2	1	0	0	1	2
Fuld lf-cf	5	1	2	0	Doolittle	2.0	2	1	1	0	0
Donaldson 3b	5	1	2	0	Otero (L)	1.1	3	2	2	0	1
Moss dh	5	2	2	5	Abad	0.1	0	0	0	0	0
Reddick rf	4	2	2	0	Hammel	0.0	1	0	0	0	0
Lowrie ss	5	0	0	0	Kansas City	ip	h	r	er	bb	so
Vogt 1b	3	0	0	0	Shields	5.0	5	4	4	2	6
Freiman ph-1b	1	0	0	0	Ventura	0.1	2	2	2	0	0
Callaspo ph-1b	1	0	1	1	Herrera	1.2	4	1	1	0	3
Soto c	1	0	0	0	Davis	1.0	0	0	0	0	1
Norris c	5	1	1	1	Holland	1.0	0	0	0	3	1
Sogard 2b	4	0	1	0	Finnegan	2.1	1	1	1	1	3
Punto ph-2b	2	0	0	0	Frasor (W)	0.2	1	0	0	0	1
Totals	47	8	13	8							

WP – Gregerson, Ventura, Frasor. PB – Perez.

T – 4:45. A – 40,502.

Umpires – Miller, Davis, Iassogna, Welke, Hoye, Tichenor.

Kansas City	ab	r	h	bi
Escobar ss	4	1	2	0
Aoki rf	4	1	0	1
Nix 3b	1	0	0	0
Cain cf-ff	6	2	2	2
Hosmer 1b	4	2	3	1
Butler dh	4	0	2	2
Gore pr-dh	0	0	0	0
Colon ph-dh	1	1	1	1
Gordon lf	5	0	0	0
Perez c	6	0	1	1
Infante 2b	5	0	2	0
Moustakas 3b	3	1	1	0
Willingham ph	1	0	1	0
Dyson pr-cf	0	1	0	0
Totals	44	9	15	8

Oakland 200 005 000 001 813 0
 Kansas City 102 000 031 002 915 0
 two outs when winning run scored

DP – Kansas City 1. LOB – Oakland 10, Kansas City 8. 2B – Cain. 3B – Hosmer. HR – Moss 2. SB – Escobar, Aoki, Cain, Gore, Colon, Gordon, Dyson CS – Hosmer. SH – Lowrie, Esobar 2, Colon, Dyson. SF – Aoki.

ATHLETICS ALL-TIME ROSTER

A	Bagwell, Bill 1925	Besse, Herman 1940-43, 46	Bradford, Bill 1956
Abad, Andy 2001	Bahnsen, Stan 1975-77	Bettendorf, Jeff 1984	Bradford, Chad 2001-04
Abad, Fernando 2014	Bailey, Andrew 2009-11	Bevan, Hal 1952, 55	Bradley, Bert 1983
Abbott, Glenn 1973-76	Bailey, Gene 1917	Biasatti, Hank 1949	Bradley, Milton 2006-07
Abbott, Kurt 1993, 98	Baines, Harold 1990-92	Bigbee, Lyle 1920	Bradshaw, Dallas 1917
Aber, Al 1957	Bair, Doug 1977, 86	Billings, Bruce 2011	Brancato, Al 1939-41, 45
Abernathy, Tal 1942-44	Baisley, Jeff 2008	Binks, George 1947-48	Branom, Dud 1927
Accardo, Jeremy 2012	Baker, Bock 1901	Birtsas, Tim 1985-86	Brant, Marshall 1983
Acosta, Merito 1918	Baker, Dusty 1985-86	Bishop, Bill 1921	Brazill, Frank 1921-22
Acre, Mark 1994-97	Baker, Frank 1908-14	Bishop, Charlie 1952-55	Breckinridge, Bill 1929
Adams, Dick 1947	Baker, Neal 1927	Bishop, Max 1924-33	Breslow, Craig 2009-11
Adams, Mike 1978	Baker, Scott 1995	Bitker, Joe 1990	Bressler, Rube 1914-16
Adams, Willie 1918-19	Baker, Steve 1982-83	Black, Don 1943-45	Brewer, Billy 1997
Adams, Willie 1996-97	Balfour, Grant 2011-13	Blackley, Travis 2012	Brickley, George 1913
Adkins, Dick 1942	Bando, Chris 1989	Blackwell, Ewell 1955	Briggs, John 1960
Afenir, Troy 1990-91	Bando, Sal 1966-76	Blaeholder, George 1935	Briscoe, John 1991-96
Aker, Jack 1964-68	Bankston, Everett 1915	Blair, Buddy 1942	Brissie, Lou 1947-51
Akerfelds, Darrel 1986	Bankston, Wes 2008	Blake, Ed 1957	Brito, Tilson 1997
Aldrete, Mike 1993-95	Barbee, Dave 1926	Blanchard, Johnny 1965	Brossier, Pete 1978
Alexander, Gary 1978	Barna, Babe 1937-38	Blanco, Gil 1966	Brooks, Bobby 1969-72
Alexander, Matt 1975-77	Barr, Scotty 1908-09	Blankenship, Lance 1988-93	Brosius, Scott 1991-97
Allen, Bob 1919	Barrett, Bill 1921	Blanks, Kyle 2014	Brothers, Art 1906
Allen, Brandon 2011-12	Barrett, Dick 1933	Blanton, Joe 2004-08	Brown, Andrew 2007-08
Allen, Dick 1977	Barry, Hardin 1912	Blasingame, Don 1966	Brown, Boardwalk 1911-14
Allison, Dana 1991	Barry, Jack 1908-15	Blefary, Curt 1971-72	Brown, Darrell 1982
Almon, Bill 1983-84	Barthold, John 1904	Blemker, Ray 1960	Brown, Dee 2007
Alou, Felipe 1970-71	Bartley, Bill 1906-07	Blevins, Jerry 2007-13	Brown, Emil 2008
Alou, Jesus 1973-74	Bartling, Irv 1938	Blowers, Mike 1998	Brown, Jeremy 2006
Alou, Matty 1972	Barton, Dan 2007-14	Blue, Bert 1908	Brown, Jim 1916
Alston, Dell 1978	Barton, Harry 1905	Blue, Vida 1969-77	Brown, Larry 1971-72
Alusik, George 1962-64	Bass, Norm 1961-63	Boak, Chet 1960	Brown, Norm 1943, 46
Alyea, Brant 1972	Bates, Charlie 1927	Boardman, Charlie 1913-14	Brown, Ollie 1972
Ambler, Wayne 1937-39	Bates, Ray 1917	Bocachica, Hiram 2005-07	Browne, Jerry 1992-93
Ancker, Walter 1915	Bathe, Bill 1986	Bochte, Bruce 1984-86	Bruce, Lou 1904
Anderson, Brett 2009-13	Batista, Tony 1996-97	Bodie, Ping 1917	Brucker, Earle 1937-40, 43
Anderson, Bryan 2014	Battle, Allen 1996	Boever, Joe 1993	Brucker, Earle 1948
Anderson, Dwain 1971-72	Batton, Chris 1976	Bogle, Warren 1968	Brugg, Frank 1922-24
Anderson, Walter 1917, 19	Bauer, Hank 1960-61	Bohen, Pat 1913	Brumley, Mike 1994
Andrews, Elbert 1925	Bauer, Lou 1918	Boley, Joe 1927-32	Brunet, George 1956-57,
Andrews, Mike 1973	Baumgartner, Stan 1924-26	Bollweg, Don 1954-55	59-60
Andujar, Joaquin 1986-87	Baxes, Mike 1956, 58	Bonner, Frank 1902	Bryan, Billy 1961-66
Appier, Kevin 1999-00	Baylor, Don 1976, 88	Bonser, Boof 2010	Bryant, Derek 1979
Applegate, Fred 1904	Beane, Billy 1989	Boone, Dan 1919	Buck, Travis 2007-10
Archer, Fred 1936-37	Beard, Dave 1980-83	Boone, Ray 1959	Budaska, Mark 1978, 81
Archer, Jim 1961-62	Becker, Rich 1999-00	Bordi, Rich 1980-81, 88	Bullock, Red 1936
Armas, Marcos 1993	Beckmann, Bill 1939-42	Bordick, Mike 1990-96	Burgmeier, Tom 1983-84
Armas, Tony 1977-82	Belitz, Todd 2000	Bosetti, Rick 1981-82	Burgo, Bill 1943-44
Armbruster, Harry 1906	Bell, Kevin 1982	Bosman, Dick 1975-76	Burke, Glenn 1978-79
Armstrong, George 1964	Bella, Zeke 1959	Bostick, Henry 1915	Burnette, Wally 1956-58
Armstrong, Howard 1911	Bellhorn, Mark 1997-98,	Bournigal, Rafael 1996-98	Burns, Billy 2014
Arndt, Larry 1989	00-01	Bourque, Pat 1973-74	Burns, Dennis 1923-24
Arntzen, Orie 1943	Bender, Chief 1903-14	Bowen, Rob 2007-08	Burns, George .. 1918-20, 29
Arroyo, Fernando 1982, 86	Benson, Vern 1943, 46	Bowers, Cedrick 2010	Burns, Joe 1944-45
Astroth, Joe 1945-46, 50-56	Benton, Al 1934-35	Bowie, Jim 1994	Burns, Todd 1988-91
Atherton, Keith 1983-86	Berg, Johnny 1922	Bowie, Micah 2002-03	Burris, Ray 1984
Atkins, Tommy 1909-10	Bernazard, Tony 1987	Bowles, Charlie 1943, 45	Burroughs, Jeff 1982-84
Azcue, Joe 1962-63	Bernhard, Bill 1901-02	Bowlin, Weldon 1967	Burrows, John 1943
	Berroa, Geronimo 1994-97	Bowman, Joe 1932	Burris, Dick 1919-20
	Berry, Charlie 1925,	Bowsfield, Ted 1963-64	Burtschy, Moe 1950-51,
	34-36, 38	Boyd, Bob 1961	54-56
	Berry, Claude 1906-07	Boyer, Clete 1955-57	Busch, Ed 1943-45
	Berry, Joe 1944-46	Boyer, Cloyd 1955	Buschhorn, Don 1965
	Bertoia, Reno 1961	Braden, Dallas 2007-11	Bush, Joe 1912-17, 28

Buxton, Ralph.....1938	Christopher, Russ... 1942-47	Crane, Sam 1914-16	Divis, Moxie.....1916
Bynum, Freddie2005	Cias, Darryl.....1983	Crawford, Willie1977	Dixon, Sonny..... 1954-55
Byrd, Harry 1950, 52-53	Cicero, Joe1945	Crimian, Jack.....1956	Dobson, Chuck. 1966-71, 73
Byrnes, Eric.....2000-05	Cihocki, Ed1932-33	Crisp, Coco2010-14	Dolan, Joe.....1901
Byrnes, Jim.....1906	Cimoli, Gino.....1962-64	Cronin, Jim1929	Donahue, Pat.....1910
C	Ciola, Lou.....1943	Crosby, Bobby2003-09	Donaldson, John... 1966-70,
Cabrera, Orlando.....2009	Cipriani, Frank.....1961	Cross, Lave1901-05	74
Cadaret, Greg.....1987-89	Cissell, Bill1937	Cross, Monte1902-07	Donaldson, Josh2010, 12-14
Cahill, Trevor2009-11	Clark, Allie.....1951-53	Crowell, Cap.....1915-16	Doolittle, Sean2012-14
Cain, Sugar.....1932-35	Clark, Doug.....2006	Crowson, Woody.....1945	Dotel, Octavio2004-05
Calero, Kiko.....2005-08	Clark, Jermaine2005	Cruthers, Press.....1913-14	Dougherty, Jim.....1998
Caligiuri, Fred1941-42	Clark, Ron.....1971-72	Cruz, Fausto1994-95	Dowd, Snooks.....1919
Callahan, Ben1983	Claset, Gowell1933	Cruz, Juan2005	Downing, Al.....1970
Callaspo, Alberto ...2013-14	Clinton, Lou1965	Cullen, Tim.....1972	Downs, Kelly.....1992-93
Callaway, Frank.....1921-22	Clyde, Tom.....1943	Culler, Dick1936	Doyle, Brian.....1981
Camacho, Ernie.....1980	Coakley, Andy.....1902-06	Cunningham, Aaron2008-09	Doyle, Carl.....1935-36
Cameron, Kevin.....2009	Cobb, Ty1927-28	Cunningham, Mike.....1906	Dozier, Tom.....1986
Campaneris, Bert....1964-76	Cochrane, Mickey... 1925-33	Curry, Jim1909	Drabowsky, Moe1962-65
Campbell, Kevin1991-93	Codiroli, Chris.....1982-87	Cust, Jack.....2007-10	Drake, Larry.....1945
Candiotti, Tom1998-99	Colangelo, Mike.....2002	D	Dressendorfer, Kirk.....1991
Canseco, Jose.. 1985-92, 97	Colavito, Rocky.....1964	D'Acquisto, John.....1982	Drew, Stephen.....2012
Canseco, Ozzie.....1990	Colbert, Nate.....1976	Daley, Bud1958-61	Driscoll, Jim1970
Cantrell, Guy.....1927	Coleman, Ed.....1932-35	Daley, Pete.....1960	Driscoll, Michael1916
Carey, Andy1960-61	Coleman, Joe1942,	Daley, Tom1913-14	Drumright, Keith.....1981
Carignan, Andrew ...2011-12	46-51, 53	Daly, Bert.....1903	Duchscherer, Justin2003-08,
Carr, Charlie.....1901	Coleman, Joe1977-78	Damon, Johnny2001	10
Carrasquel, Chico.....1958	Coleman, Ray.....1948	Damrau, Harry1915	Duckworth, Jim1966
Carroll, Doc.....1916	Coleman, Rip.....1957, 59	Daney, Art1928	Dugan, Joe1917-21
Carroll, Tom1959	Collamore, Allan1911	Danforth, Dave1911-12	Duggleby, Bill.....1902
Carson, Matt.....2009-10	Collins, Dave1985	Danner, Buck.....1915	Duliba, Bob1967
Carter, Chris2010-12	Collins, Eddie.....1906-14,	Darling, Ron.....1991-95	Duncan, Dave... 1964, 67-72
Carter, Nick.....1908	27-30	Davallilo, Vic.....1973-74	Duncan, Taylor.....1978
Carter, Sol.....1931	Collins, Eddie... 1939, 41-42	DaVanon, Jeff.....2007	Dunn, Adam2014
Carty, Rico.....1973, 78	Collins, Jimmy1907-08	Davidson, Claude.....1918	Dunning, Steve.....1977
Cascarella, Joe.....1934-35	Collins, Zip1921	Davies, Chick1914-15	Durazo, Erubiel.....2003-05
Casilla, Santiago... 2004-09	Colón, Bartolo.....2012-13	Davis, Bob1958, 60	Duren, Ryne1957
Caster, George1934-35,	Cone, Bob.....1915	Davis, Bud1915	Durham, Ray2002
37-40	Conigliaro, Billy.....1973	Davis, Crash1940-42	Duser, Carl.....1956, 58
Castiglia, Jim1942	Connelly, Bill1945	Davis, Mike1980-87	Dye, Jermaine2001-04
Castillo, Alberto.....2005	Connelly, Steve.....1998	Davis, Harry. 1901-11, 13-17	Dygett, Jimmy.....1905-10
Castro, Luis1902	Conrad, Brooks.....2008	Davis, Mike.....1980-87	Dykes, Jimmie.....1918-32
Castro, Ramon2004	Conroy, Bill1935-37	Davis, Rajai2008-10	E
Cater, Danny.....1966-69	Conroy, Tim1978, 82-85	Davis, Storm.....1987-89, 93	Earnshaw, George.. 1928-33
Caudill, Bill.....1984, 87	Consolo, Billy.....1962	Davis, Tod1949, 51	Easterling, Paul1938
Caulfield, Jake.....1946	Conway, Owen1915	Davis, Tommy1970-71	Eaves, Vallie1935
Causey, Wayne.....1961-66	Cook, Ryan2012-14	Dawley, Bill1989	Eccles, Harry.....1915
Ceccarelli, Art1955-56	Coombs, Bobby.....1933	DeJesus, David2011	Eckersley, Dennis... 1987-95
Cepeda, Orlando1972	Coombs, Jack.....1906-14	Del Greco, Bobby ... 1961-63	Eckert, Charlie.. 1919-20, 22
Cerv, Bob1957-60	Cooper, Pat.....1946-47	De Los Santos, Fautino.....	Eddy, Chris1995
Céspedes, Yoenis... 2012-14	Corcoran, Art1915	2011-12	Edgerton, Bill1966-67
Cey, Ron.....1987	Corsi, Jim.....1988-89,	Delsing, Jim1960	Edwards, Doc.....1963-65
Chalk, Dave.....1979	92, 95-96	DeMaestri, Joe1953-59	Edwards, Mike1978-80
Chant, Charlie.....1975	Cosey, Ray1980	DeMars, Billy1948	Edwards, Mike.....2003
Chapman, Fred.....1939-41	Cottrell, Ensign1913	Denorfia, Chris.....2008-09	Edwards, Ralph1915
Chapman, John1924	Coughtry, Marlan1962	Derrick, Claud1910-12	Egan, Ben1908, 12
Chapman, Sam.....1938-41,	Courtney, Clint.....1961	Derry, Russ.....1946	Ehmke, Howard.... 1926-30
45-51	Coveleski, Stan.....1912	Desautels, Gene.....1946	Elliott, Randy1980
Charles, Ed.....1962-67	Covington, Wes1961	DeShong, Jimmie.....1932	Ellis, Dock.....1977
Chavarria, Ossie1966-67	Cowgill, Collin2012	DeShong, Joey2008, 11	Ellis, Mark ... 2002-03, 05-11
Chavez, Eric.....1998-2010	Cox, Glenn1955-58	Dickson, Jim1965-66	Ely, Bones.....1901
Chavez, Jesse.....2012-14	Cox, Jeff1980-81	Dickson, Murry.....1958-59	Embree, Alan.....2007-08
Chitez, Harry.....1958-60	Coyne, Toots.....1914	Dietrich, Bill. 1933-36, 47-48	Emerson, Chester...1911-12
Chitren, Steve.....1990-91	Crabb, Roy1912	Dillingor, Bob1950	Engle, Charlie.....1925-26
Choice, Michael.....2013	Craddock, Walt. 1955-56, 58	Dilone, Miguel.....1978-79	Epps, Hal1944
Chouinard, Bobby.....1996	Craig, George.....1907	DiNardo, Lenny.....2007-08	Epstein, Mike.....1971-72
Christenson, Ryan... 1998-01	Cramer, Bobby.....2010-11	Ditmar, Art... 1954-56, 61-62	Eschen, Larry1942

Athletics All-Time Roster, continued

Esposito, Sammy.....1963
 Essegian, Chuck.....1961, 63
 Essian, Jim.....1978-80, 84
 Estalella, Bobby 1943-45, 49
 Etherton, Seth.....2005
 Etten, Nick.....1938-39
 Eveland, Dana.....2008-09
 Everidge, Tommy.....2009
 Ewoldt, Art.....1919

F

Fagan, Everett.....1943, 46
 Fahey, Frank.....1918
 Fahey, Howard.....1912
 Fain, Ferris.....1947-52
 Fairbank, Jim.....1903-04
 Fairly, Ron.....1976
 Falkenberg, Cy.....1917
 Fanovich, Frank.....1953
 Farmer, Ed.....1983
 Fasano, Sal.....2000-01
 Fazio, Ernie.....1966
 Fermin, Ramon.....1995
 Fernandez, Frank...1970-71
 Ferrazzi, Bill.....1935
 Ferrick, Tom.....1941
 Feters, Mike.....1998
 Fetzer, Willy.....1906
 Figueroa, Ed.....1981
 Figueroa, Pedro...2012-13
 Fikac, Jeremy.....2003
 Files, Eddie.....1908
 Fillingim, Dana.....1915
 Fingers, Rollie.....1968-76
 Finigan, Jim.....1954-56
 Fink, Herman.....1935-37
 Finney, Lou.....1931, 33-39
 Fiorentino, Jeff.....2008
 Fischer, Bill.....1961-63
 Flater, Jack.....1908
 Fletcher, Paul.....1996
 Flick, Elmer.....1902
 Flick, Lew.....1943-44
 Flohr, Mort.....1934
 Flores, Jesse.....1943-47
 Flores, Jose.....2002
 Flores, Ron.....2005-07
 Flythe, Stu.....1936
 Foiles, Hank.....1960
 Fosse, Ray.....1973-75
 Foulke, Keith.....2003, 08
 Fowler, Dick. 1941-42, 45-52
 Fox, Eric.....1992-94
 Fox, Jack.....1908
 Fox, Jake.....2010
 Fox, Nellie.....1947-49
 Foff, Jimmie.....1925-35
 Francis, Jeff.....2014
 Franco, Tito.....1969-70
 Franks, Herman.....1947-48
 Fraser, Chick.....1901
 Freeman, Harvey.....1921
 Freeman, Mark.....1959
 Freiman, Nate.....2013-14
 Freitas, Tony.....1932-33

French, Pat.....1917
 French, Walter...1923, 25-29
 Fricano, Marion.....1952-55
 Fritz, Charlie.....1907
 Fritz, Harry.....1913
 Fuentes, Brian.....2011-12
 Fuentes, Tito.....1978
 Fuhrman, Ollie.....1922
 Fuld, Sam.....2014
 Fulghum, Dot.....1921
 Fultz, Dave.....1901-02
 Furmaniak, J.J.....2007
 Fyhrrie, Mike.....2001-02

G

Galan, Augie.....1949
 Gallagher, Sean.....2008-09
 Gallego, Mike.....1985-91, 95
 Galloway, Chick.....1919-27
 Ganley, Bob.....1909
 Gant, Ron.....2001, 03
 Gantenbein, Joe...1939-40
 Garbark, Bob.....1944
 Garcia, Nomar.....2009
 Gardner, Larry.....1918
 Gardner, Rob.....1971, 73
 Garner, Phil.....1973-76
 Garrett, Adrian.....1971-72
 Garrison, Ford.....1944-46
 Garrison, Webster.....1996
 Garver, Ned.....1957-60
 Gassaway, Charlie.....1945
 Gates, Brent.....1993-96
 Gaudin, Chad...2006-08, 10
 Gautreau, Doc.....1925
 Geary, Bob.....1918-19
 Geier, Phil.....1901
 Gentile, Jim.....1964-65
 Gentry, Craig.....2014
 George, Alex.....1955
 George, Greek.....1945
 Gerkin, Steve.....1945
 German, Esteban...2002-04
 Giambi, Jason.....1995-01, 09
 Giambi, Jeremy.....2000-02
 Gibson, Charlie.....1924
 Giebel, Joe.....1913
 Giel, Paul.....1961
 Giese, Dan.....2009
 Giggie, Bob.....1960, 62
 Ginsberg, Joe.....1956
 Ginter, Keith.....2005
 Giordano, Tommy.....1953
 Giusti, Dave.....1977
 Glass, Tom.....1925
 Glynn, Ryan.....2005
 Godfrey, Graham.....2011-12
 Gomes, Jonny.....2012, 14
 Gonzalez, Carlos.....2008
 Gonzalez, Edgar.....2009
 Gonzalez, Gio.....2008-11
 Gonzalez, Orlando.....1980
 Gooch, Lee.....1917
 Goodwin, Danny.....1982
 Gorman, Tom.....1955-59

Gosger, Jim.....1966-68
 Gossage, Rich.....1992-93
 Grabarkewitz, Billy.....1975
 Grabowski, Jason...2002-03
 Graff, Milt.....1957-58
 Grant, Mudcat.....1970-71
 Gray, Dolly.....1924-27
 Gray, Jeff.....2008-09
 Gray, Johnny.....1954-55
 Gray, Sonny.....2013-14
 Green, Dick.....1963-74
 Green, Grant.....2001
 Green, Joe.....1924
 Gregerson, Luke.....2014
 Gregg, Vean.....1918
 Grevell, Bill.....1919
 Grieve, Ben.....1997-00
 Griffen, Lee.....1946
 Griffen, A.J.....2012-13
 Griffen, Alfredo.....1985-87
 Griffin, Ivy.....1919-21
 Griffin, Pug.....1917
 Grilli, Guido.....1966
 Grim, Bob.....1958-59, 62
 Grimes, Oscar.....1946
 Grimm, Charlie.....1916
 Groh, Lew.....1919
 Groom, Buddy.....1996-99
 Gross, Gabe.....2010
 Gross, Wayne....1976-83, 86
 Groth, Johnny.....1956-57
 Grove, Lefty.....1925-33
 Grover, Roy.....1916-17, 19
 Grunwald, Al.....1959
 Grzenda, Joe.....1964, 66
 Guerra, Oscar.....1947-50
 Guerrero, Mario.....1978-80
 Guillen, Jose.....2003
 Guintini, Ben.....1950
 Gumpert, Randy.....1936-38
 Guthrie, Mark.....2001
 Guzman, Johnny....1991-92

H

Haas, Bruno.....1915
 Haas, Moose.....1986-87
 Haas, Mule.....1928-32, 38
 Hadley, Bump.....1941
 Hadley, Kent.....1958-59
 Haefner, Bill.....1915
 Hairston, Scott.....2009
 Halama, John.....2003
 Hale, Sammy.....1923-29
 Haley, Ray.....1916-17
 Hall, Dick.....1960
 Hall, Irv.....1943-46
 Halsey, Brad.....2006
 Hamilton, Dave.....1972-75,
 79-80
 Hamilton, Tom.....1952-53
 Hamlin, Ken.....1960
 Hamlin, Luke.....1944
 Hammel, Jason.....2014
 Hammond, Chris.....2004
 Hamner, Granny.....1962

Hancken, Buddy.....1940
 Hancock, Garry.....1983-84
 Handley, Gene.....1946-47
 Handrahan, Vern...1964, 66
 Haney, Larry 1969-70, 72-76
 Hankins, Jay.....1961, 63
 Hanna, Preston.....1982
 Hannahan, Jack.....2007-09
 Hannifin, Jack.....1906
 Harang, Aaron.....2002-03
 Harden, Rich.....2003-08, 11
 Haren, Dan.....2005-07
 Harikkala, Tim.....2005
 Harkey, Mike.....1995
 Harper, Brian.....1987, 95
 Harper, Jack.....1915
 Harper, Tommy.....1975
 Harrell, Slim.....1912
 Harrelson, Ken.....1963-67
 Harrington, Bill...1953, 55-56
 Harris, Bob.....1942
 Harris, Bubba...1948-49, 51
 Harris, Lum.....1941-44, 46
 Harris, Reggie.....1990-91
 Harris, Spencer.....1930
 Harrison, Tom.....1965
 Harriss, Slim.....1920-26
 Hartsel, Topsy.....1902-11
 Harville, Chad.....1999, 01,
 03-04
 Hassey, Ron.....1988-90
 Hassler, Joe.....1928-29
 Hasson, Gene.....1937-38
 Hasty, Bob.....1919-24
 Hatteberg, Scott.....2002-05
 Haught, Gary.....1997
 Hauser, Joe 1922-24, 26, 28
 Hausman, Clem.....1949
 Hawkins, Andy.....1991
 Hayden, Jack.....1901
 Hayes, Frankie.....1933-34,
 36-42, 44-45
 Haynes, Jimmy.....1997-99
 Healy, Thomas.....1915-16
 Heath, Mike.....1979-85
 Heaverlo, Dave. 1978-79, 81
 Heffner, Don.....1943
 Hegan, Mike.....1971-73
 Heimach, Fred.....1920-26
 Heim Mueller, Gorman 1983-84
 Heitmuller, Heinie...1909-10
 Held, Woodie.....1957-58
 Helfand, Eric.....1993-95
 Hemond, Scott.....1989-94
 Henderson, Dave...1988-93
 Henderson, Rickey 1979-84,
 89-95, 98
 Henderson, Steve...1985-87
 Hendrick, George...1971-72
 Henley, Weldon.....1903-05
 Herbert, Ray.....1955, 58-61
 Heredia, Gil.....1998-01
 Hermida, Jeremy.....2010
 Hernandez, Fernando...2008
 Hernandez, Ramon 1999-03

Herrera, Jose..... 1995-96
 Herriage, Troy.....1956
 Hershberger, Mike .. 1965-69
 Herzog, Whitey..... 1958-60
 Hesselbacher, George..1916
 Heusser, Ed.....1940
 Heving, Johnnie..... 1931-32
 Hickman, Jesse..... 1965-66
 Hicks, Brandon.....2012
 Higgins, Pinky... 1930, 33-36
 High, Charlie..... 1919-20
 Hiljusz, Erik.....2001-02
 Hill, Dave.....1957
 Hill, Donnie..... 1983-86
 Hill, Jesse.....1937
 Hill, Red.....1917
 Hillegas, Shawn..... 1992-93
 Hilley, Ed.....1903
 Hinch, A.J..... 1998-00
 Hitchcock, Billy..... 1950-52
 Hoffman, Danny..... 1903-06
 Hogan, Willie..... 1911
 Holborow, Wally.....1948
 Holliday, Matt.....2009
 Holmes, Chick..... 1918
 Holmes, Jim.....1906
 Holt, Jim.....1974-76
 Holt, Red.....1925
 Holtz, Mike.....2002
 Holtzman, Ken..... 1972-75
 Holzemer, Mark.....1998
 Honeycutt, Rick 1987-93, 95
 Hooks, Alex.....1935
 Hooper, Bob.....1950-52
 Hooten, Leon.....1974
 Hope, Sam.....1907
 Hopkins, Don..... 1975-76
 Horlen, Joe.....1972
 Horsman, Vince..... 1992-94
 Horton, Willie.....1978
 Hosley, Tim..... 1973-74,
 76-78, 81
 Host, Gene.....1957
 Houck, Byron.....1912-14
 House, Frank..... 1958-59
 Houser, Ben.....1910
 Hovley, Steve..... 1970-71
 Howard, Steve.....1990
 Howell, Jay..... 1985-87
 Howitt, Dann..... 1989-92
 Hower, Dick..... 1961-63
 Hoyle, Tex..... 1952
 Hoyt, Waite.....1931
 Hubbard, Glenn..... 1988-89
 Huckleberry, Earl..... 1935
 Hudgens, Dave..... 1983-83
 Hudson, Tim..... 1999-04
 Hughes, Luke.....2012
 Hulvey, Hank.....1923
 Hunter, Billy..... 1957-58
 Hunter, Catfish..... 1965-74
 Husta, Carl.....1925
 Husting, Bert.....1902
 Huston, Warren.....1937

I
 Inge, Brandon.....2012
 Isringhausen, Jason 1999-01
 Iwamura, Aki.....2010

J
 Jablonski, Ray.....1959-60
 Jackson, Conor.....2010-11
 Jackson, Joe.....1908-09
 Jackson, Reggie 1967-75, 87
 Jacobs, Spook.....1954-56
 Jacobson, Baby Doll.....1927
 Jacoby, Brook.....1991
 Jaha, John.....1999-01
 James, Justin.....2010
 Jamieson, Charlie.....1917-18
 Jarvis, Kevin.....1999
 Jaso, John.....2013-14
 Javier, Stan...1986-90, 94-95
 Jenkins, Tom.....1926
 Jennings, Doug.....1988-91
 Jennings, Robin.....2001
 Jensen, Willie.....1914
 Jimenez, D'Angelo.....2006
 Jimenez, Manny 1962-64,
 66
 Jimenez, Miguel.....1993-94
 John, Tommy.....1985
 Johns, Doug.....1995-96
 Johnson, Bill.....1916-17
 Johnson, Bob.....1933-42
 Johnson, Bob...1960, 69-70
 Johnson, Cliff.....1981-82
 Johnson, Dan.....2005-08
 Johnson, Dane.....1997
 Johnson, Deron.....1961-62,
 73-74
 Johnson, Hank.....1936
 Johnson, Jim.....2014
 Johnson, Jing.....1916-17,
 19, 27-28
 Johnson, John Henry.....
 1978-79
 Johnson, Ken.....1958-61
 Johnson, Mark.....2003
 Johnson, Paul.....1920-21
 Johnson, Rankin.....1941
 Johnson, Roy.....1918
 Johnson, Stan.....1961
 Johnson, Walt.....1917
 Johnston, Doc.....1922
 Johnstone, Jay.....1973
 Johnstone, John.....1997
 Jones, Doug.....1999-00
 Jones, Gordon.....1962
 Jones, Jeff.....1980-84
 Jones, John.....1923, 32
 Jones, Marcus.....2000
 Joost, Eddie.....1947-54
 Jorgensen, Mike.....1977
 Jose, Felix.....1988-90
 Joseph, Rick.....1964
 Joyce, Bob.....1939
 Joyce, Dick.....1965
 Jurak, Ed.....1988
 Justice, David.....2002

K
 Ka'aihue, Kila.....2012
 Kaiser, Jeff.....1985
 Kalahan, John.....1903
 Kalfass, Bill.....1937
 Karros, Eric.....2004
 Karsay, Steve ..1993-94, 97,
 06
 Kazmir, Scott.....2014
 Kearney, Bob.....1981-83
 Kearns, Teddy.....1920
 Keefe, Dave.....1917, 19-21
 Keegan, Ed.....1961
 Keen, Vic.....1918
 Keeseey, Jim.....1925, 30
 Keisler, Randy.....2006
 Kell, George.....1943-46
 Kell, Skeeter.....1952
 Kellett, Al.....1923
 Kelley, Harry.....1936-38
 Kellner, Alex.....1948-58
 Kellner, Walt.....1952-53
 Kellogg, Al.....1908
 Kelly, Bill.....1920
 Kelly, Ren.....1923
 Kendall, Jason.....2005-07
 Kenna, Ed.....1902
 Kennedy, Adam.....2009
 Kennedy, Joe.....2005-07
 Keough, Joe.....1968
 Keough, Matt.....1977-83
 Keriazakos, Gus.....1955
 Kern, Bill.....1962
 Ketchum, Fred.....1901
 Ketchum, Gus.....1922
 Kiefer, Steve.....1984-85
 Kieley, Bobby.....2004-07
 Kiely, Leo.....1960
 Kilby, Brad.....2009-10
 Kilkeny, Mike.....1972-72
 Killeen, Evans.....1959
 King, Lee.....1916
 Kingery, Mike.....1992
 Kingman, Brian.....1979-82
 Kingman, Dave.....1984-86
 Kinney, Dennis.....1982
 Kinney, Walt.....1919-20, 23
 Kircher, Mike.....1919
 Kirk, Bill.....1961
 Kirk, Tom.....1947
 Kish, Ernie.....1945
 Klein, Lou.....1951
 Klieman, Ed.....1950
 Klimchok, Lou.....1958-61
 Klimkowski, Ron.....1971
 Kline, Bob.....1934
 Klink, Joe.....1990-91
 Klutts, Mickey.....1979-82
 Knerr, Lou.....1945-46
 Knickerbocker, Austin.....1947
 Knickerbocker, Bill.....1942
 Knight, John.....1905-07
 Knott, Jack.....1941-42, 46
 Knowles, Darold.....1971-74
 Knowlson, Tom.....1915
 Knowlton, Bill.....1920
 Koch, Billy.....2002

Kolloway, Don.....1953
 Komine, Shane.....2006-07
 Komminsk, Brad.....1991
 Konopka, Bruce 1942-43, 46
 Koonce, Graham.....2003
 Kopf, Larry.....1914-15
 Kopp, Merlin.....1918-19
 Kotsay, Mark.....2004-07
 Kottaras, George.....2012
 Kouzmanoff, Kevin ..2010-11
 Krause, Harry.....1908-12
 Krausse, Lew.....1931-32
 Krausse, Lew.....1961, 64-69
 Kravitz, Danny.....1960
 Kreevich, Mike.....1942
 Kretlow, Lou.....1956
 Krueger, Bill.....1983-87
 Kryhoski, Dick.....1955
 Kubiak, Ted.. 1967-69, 72-75
 Kubsinski, Tim.....1997, 99
 Kucab, Johnny.....1950-52
 Kucks, Johnny.....1959-60
 Kuczynski, Bert.....1943
 Kull, John.....1909
 Kume, Mike.....1955
 Kunkel, Bill.....1961-62
 Kutyna, Marty.....1959-60

L
 Laabs, Chet.....1947
 Lacey, Bob.....1977-80
 Lachemann, Marcel 1969-71
 Lachemann, Ren. 1965-66,
 68
 Lagger, Ed ..1934
 Lajoie, Nap .. 1901-02, 15-16
 Lamar, Bill.....1924-27
 Lamp, Dennis.....1987
 Landis, Bill.....1963
 Landis, Jim.....1965
 Langerhans, Ryan.....2007
 Langford, Rick.....1977-86
 Lanning, Red.....1916
 Lansford, Carney.....1983-92
 Lapp, Jack.....1908-15
 Larish, Jeff.....2010
 Larkin, Ed.....1909
 Larsen, Don.....1960-61
 LaRoche, Andy.....2011
 LaRussa, Tony .. 1963, 68-71
 Lasorda, Tommy.....1956
 Lau, Charlie.....1963-64
 Lauder, Billy.....1901
 Lauzerique, George 1967-69
 Lavan, Doc.....1913
 Lavelle, Gary.....1987
 Law, Vance.....1991
 Lawry, Otis.....1916-17
 Laxton, Brett.....1999
 Leahy, Tom.....1901
 Lear, Fred.....1915
 LeBourveau, Bevo.....1929
 Lehner, Paul.....1950-51
 Lehr, Justin.....2004
 Leiper, Dave 1984, 86-87,
 94-95
 Leitner, Dummy.....1901

Athletics All-Time Roster, continued

LeMaster, Johnnie1987	Mahay, Ron1999-00	McGee, Willie1990	Mitchell, Craig 1975-77
Lennon, Patrick1997	Mahon, Al1930	McGeehan, Conny1903	Mitchell, Fred1902
Lennox, Ed1906	Mailho, Emil1936	McGhee, Bill1944-45	Mitchell, Kevin1998
Leonard, Elmer1911	Mains, Jim1943	McGhee, Ed1953-54	Mitchell, Paul1976-77
Leovich, John1941	Majeski, Hank1946-49, 51-52	McGillen, John1944	Mitterling, Ralph1916
Leshner, Brian1996-98	Mallonee, Ben1921	McGowan, Beauty ...1922-23	Mohler, Mike1993-98
Lester, Jon2014	Mallory, Sheldon1977	McGwire, Mark1986-97	Molina, Izzy1996-98
Lewis, Allan...1967-70, 72-73	Malone, Lew1915-16	McInnis, Stuffy1909-17	Monahan, Rinty1953
Lewis, Colby2007	Mangual, Angel1971-76	McIntyre, Matty1901	Monday, Rick1966-71
Lewis, Darren1990	Manrique, Fred1991	McKay, Cody2002	Monteagudo, Aurelio 1963-66
Lewis, Richie1997	Manush, Frank1908	McKay, Dave1980-82	Montgomery, Steve. 1996-97
Lidle, Cory2001-02	Marchildon, Phil1940-42, 45-49	McKeithan, Tim1932-34	Montz, Luke2013
Lieber, Dutch1935-36	Marcum, Johnny1933-35	McKinney, Bob1901	Mooneyham, Bill1986
Liebhart, Glenn1930	Maris, Roger1958-59	McKinney, Rich...1973-75, 77	Moore, Ferdie1914
Lillard, Bill1939-40	Markland, Gene1950	McLain, Denny1972	Moore, Jimmy1930-31
Lilly, Ted2002-03	Marquez, Gonzalo ...1972-73	McLaughlin, Bo1981-82	Moore, Kelvin1981-83
Limmer, Lou1951, 54	Marshall, Jay2007, 09	McLaughlin, Pat1940	Moore, Kerwin1996
Lindblad, Paul1965-71, 73-76	Martin, Billy1957	McLemore, Mark2004	Moore, Mike1989-92
Lindblom, Josh2014	Martin, Doc1908, 11-12	McManus, Jim1960	Moore, Roy1920-22
Lindemann, Bob1901	Martin, Morrie1951-54	McMichael, Greg1999	Morales, Jose1973
Lindstrom, Axel1916	Martin, Pat1919-20	McMillon, Billy2001, 03-04	Moran, Herbie1908
Lintz, Larry1976-77	Martinez, Hector1962-63	McMullen, Ken1976	Morey, Dave1913
Lisenbee, Hod1936	Martinez, Marty1972	McNair, Eric1929-35, 42	Morgan, Cy1909-12
Littrell, Jack1952, 54-55	Martinez, Ted1975	McNamara, Bob1939	Morgan, Joe1959
Livingston, Paddy1909-11	Martini, Wedo1935	McNealy, Rusty1983	Morgan, Joe1984
Loaiza, Esteban2006-07	Martyn, Bob1957-59	McNulty, Bill1969, 72	Morgan, Mike1978-79
Lochhead, Harry1901	Mashore, Damon1996-97	McPherson, John1901	Morgan, Tom1957
Locker, Bob1970-72	Masters, Walt1939	McQuaig, Jerry1934	Morris, Doyt1937
Lockwood, Skip1965	Matarazzo, Len1952	McQuinn, George1946	Morrisette, Bill1915-16
Lodigiano, Dario1938-40	Mathes, Joe1912	Mecir, Jim2000-04	Morse, Bud1929
Long, Lep1911	Mathews, Nelson1964-65	Medich, Doc1977	Mortensen, Clayton 2009-10
Long, Terrence2000-03	Mathews, T.J.1997-01	Meehan, Bill1915	Moscoco, Guillermo2011
Loos, Pete1901	Matos, Francisco1994	Meeker, Roy1923-24	Moses, Wally1935-41, 49-51
Lopes, Dave1982-84	Matsumi, Hideki2011	Melillo, Kevin2007	Moss, Brandon2012-14
Lopez, Hector1955-59	Matthews, Wid1923	Mellana, Joe1927	Moss, Charlie1934-36
Lord, Bris1905-07, 10-12	Mattox, Cloy1929	Meloan, John2009	Mossi, Don1965
Lorraine, Andrew1997	Matuzak, Harry1934, 36	Melton, Dave1956, 58	Mulder, Mark2000-04
Lovrich, Pete1963	Mauro, Carmen1953	Menechino, Frank ...1999-04	Mullin, Jim1904
Lovullo, Torey1996	Maxvill, Dal1972-75	Mercado, Orlando1988	Munch, Jake1918
Lowrie, Jed2013-14	Maxwell, Bert1908	Mercedes, Henry1992-93	Munoz, Pedro1996
Lowry, Sam1942-43	Mayne, Brent1997	Metro, Charlie1944-45	Munson, Eric2009
Luby, Hal1936	Mayo, Eddie1943	Metzler, Alex1926	Mura, Steve1985
Ludwick, Eric1997	Mazzaro, Vin2009-10	Meyer, Billy1916-17	Murphy, Danny1902-13
Lugo, Jerry2007	McAvoy, Wickey1913-15, 17-19	Meyer, Bob1964	Murphy, Donnie2007-08
Lumpe, Rudy1959-63	McCahan, Bill1946-49	Meyer, Dan1982-85	Murphy, Dwayne1978-87
Lydy, Scott1993	McCann, Emmett1920-21	Meyer, Dan2007-08	Murphy, Eddie1912-15
Lysander, Rick1980	McCarthy, Brandon ..2011-12	Meyer, Russ1959	Murphy, Mike1916
M	McCarty, David2003	Meyer, Scott1978	Murphy, Morgan1901
Maas, Duke1958	McCatty, Steve1977-85	Michaels, Carl1952-53	Murray, Joe1950
Mabry, John2002	McConnell, Sam1915	Miles, Cass1940	Murray, Larry1977-79
Macfarlane, Mike1998-99	McCosky, Barney1946-48, 50-51	Miles, Dee1939-42	Murray, Ray1951-53
Mack, Earle1910-11, 14	McCovey, Willie1976	Miller, Bing ...1922-26, 28-34	Murton, Matt2008
Mack, Shane1998	McCoy, Benny1940-41	Miller, Damian2004	Myatt, Glenn1920-21
Mackenzie, Eric1955	McCrabb, Les1939-42, 50	Miller, Jai2011	Myers, Elmer1915-18
Mackenzie, Gordon1961	McCue, Frank1922	Miller, Jim2012	Myers, Greg2001-02
Mackiewicz, Felix1941-43	McDermott, Mickey1957, 61	Miller, Rudy1929	Myers, Joseph1905
Mackinson, John1953	McDevitt, Danny1962	Milligan, Billy1901	
Madjeski, Ed1932-34	McDonald, Hank1931, 33	Mills, Bill1944	N
Magadan, Dave1997-98	McDonald, Jason1997-99	Mills, Brad2014	Nabors, Jack1915-17
Maggett, Harl1912	McElwee, Lee1916	Milone, Tommy2012-14	Nagel, Bill1939
Magnante, Mike2000-02		Mincher, Don1970-72	Naktenis, Pete1936
Magnuson, Trystan2011		Miner, Ray1921	Nash, Jim1966-69
Mahaffey, Roy1930-35		Minetto, Craig1978-81	Naylor, Rollie1917, 19-24

Walton, Bruce.....	1991-92	White, Don.....	1948-49	Windsor, Jason.....	2006	Wyckoff, Weldon.....	1913-16
Wambsgans, Bill.....	1926	White, Jo-Jo.....	1943-44	Wingo, Al.....	1919	Wyse, Hank.....	1950-51
Ward, Preston.....	1958-59	Whittaker, Walt.....	1916	Wingo, Ed.....	1920	Y	
Warren, Mike.....	1983-85	Wickersham, Dave ..	1960-63	Winston, Hank.....	1933	Yabu, Keiichi.....	2005
Warstler, Rabbit.....	1934-36	Wilhelm, Spider.....	1953	Wirth, Alan.....	1978-80	Yankowski, George.....	1942
Wasdin, John.....	1995-96	Wilkins, Bobby.....	1944-45	Witasick, Jay 1996-98; 05-07	1991	Yarrison, Rube.....	1922
Washington, Claudell.....	1974-76	Willard, Jerry.....	1986-87	Witmeyer, Ron.....	1991	Yerkes, Carroll.....	1927-29
Washington, Herb... 1974-75		Williams, Al.....	1937-38	Witt, Bobby.....	1992-94	York, Lefty.....	1919
Waslewski, Gary.....	1972	Williams, Billy.....	1975-76	Witt, Whitey . 1916-17, 19-21		York, Rudy.....	1948
Watlington, Neal.....	1953	Williams, Dib.....	1930-35	Wojciechowski, Steve.....	1995-97	Yoter, Elmer.....	1921
Watson, Matt.....	2005, 10	Williams, Dick.....	1959-60	Wojcik, John.....	1962-64	Young, Chris.....	2013
Watson, Mule.....	1918-19	Williams, Don.....	1962	Wolf, Lefty.....	1921	Young, Curt.....	1983-91, 93
Weaver, Harry.....	1915-16	Williams, Earl.....	1977	Wolf, Ross.....	2010	Young, Ernie.....	1994-97
Webb, Skeeter.....	1948	Williams, George.....	1964	Wolfe, Chuck.....	1923	Young, Matt.....	1989
Webster, Ray.... 1967-69, 71		Williams, George.....	1995-97	Wolff, Roger.....	1941-43	Young, Ralph.....	1922
Weeks, Jimmie.....	2011-13	Williams, Mark.....	1977	Womack, Dooley.....	1970	Yount, Eddie.....	1937
Weiss, Walt.....	1987-92	Williams, Marsh.....	1916	Wood, Doc.....	1923	Z	
Welaj, Johnny.....	1943	Williams, Josh.....	2011	Wood, Jason.....	1998	Zachary, Tom.....	1918
Welch, Bob.....	1988-94	Willis, Dale.....	1963	Wood, Mike.....	2003	Zapustas, Joe.....	1933
Welch, Frank.....	1919-26	Willis, Lefty.....	1925-27	Woodard, Darrell.....	1978	Zernial, Gus.....	1951-57
Wellman, Bob.....	1948, 50	Wilshere, Whitey.....	1934-36	Woods, Gary.....	1976	Ziegler, Brad.....	2008-11
Wells, Casper.....	2013	Wilson, Bill.....	1954-55	Worden, Fred.....	1914	Zinn, Jimmy.....	1919
Wengert, Don.....	1995-97	Wilson, Highball.....	1902	Worrell, Tim.....	1998-99	Zito, Barry.....	2000-06
Werber, Billy.....	1937-38	Wilson, Jack.....	1934	Wortham, Rich.....	1983	Zoldak, Sam.....	1951-52
Wetzel, Buzz.....	1927	Wilson, Jim.....	1949	Wright, Ed.....	1952		
Wheat, Lee.....	1954-55	Wilson, Tom.....	2001	Wright, Taffy.....	1949		
Wheat, Zack.....	1927	Wilson, Willie.....	1991-92	Wuertz, Michael.....	2009-11		
Wheaton, Woody.... 1943-44		Wiltse, Snake.....	1901-02	Wyatt, John.....	1961-66, 69		
		Windhorn, Gordie.....	1962				

OAKLAND A'S & SAN FRANCISCO GIANTS

Since 1968, there have been a total of 80 players who have played for both the Oakland Athletics and San Francisco Giants. Here is an alphabetical listing of those players.


Player	A's	Giants	Player	A's	Giants	Player	A's	Giants
Jeremy Accardo	2012	2005-06	Chad Gaudin	2006-08; 2013		Joe Morgan	1984	1981-82
Mike Aldrete	1993-95	1986-88		2010		Guillermo Moscoso	2011	2013
Gary Alexander	1978	1975-77	Dan Giese	2009	2007	Bill North	1973-78	1979-81
Felipe Alou	1970-71	1958-63	Rich Gossage	1992-93	1989	Dan Otero	2013-14	2012
Jesus Alou	1973-74	1963-68	Jose Guillen	2003	2010	Marty Perez	1977-78	1976
Matty Alou	1972	1960-65	Dave Heaverlo	1978-79; 1975-77		Luis Quinones	1983	1986
Dusty Baker	1985-86	1984		1981		Dave Righetti	1994	1991-93
Bill Bathe	1986	1989-90	Dave Henderson	1988-93	1987	Ernest Riles	1991	1988-90
Travis Blackley	2012	2007; 12	Gil Heredia	1998-01	1991-92	Rick Rodriguez	1986-87	1990
Vida Blue	1969-77	1978-81; 1985-86	Brandon Hicks	2012	2014	Alejandro Sanchez	1987	1984
			Tim Hudson	1999-04	2014	Scott Sanderson	1990	1993
Ollie Brown	1972	1965-68	Stan Javier	1986-90; 1996-99		F.P. Santangelo	2001	1999
Orlando Cabrera	2009	2011		94-95		Marco Scutaro	2004-07	2012-14
Ernie Camacho	1980	1989-90	John Johnstone	1997	1997-2000	Scott Service	2000	1995
Santiago Casilla	2004-09	2010-14	Ed Jurak	1988	1989	Lary Sorensen	1984	1988
Alberto Castillo	2005	2003	Bob Kearney	1981-83	1979	Elias Sosa	1978	1972-74
Orlando Cepeda	1972	1958-66	Mike Kingery	1992	1990-91	Champ Summers	1974	1982-83
Doug Clark	2005	2006	Brian Kingman	1979-82	1983	Miguel Tejada	1997-03	2011
Joe Coleman	1977-78	1979	Dave Kingman	1984-86	1971-74	Gary Thomasson	1978	1972-77
John D'Acquisto	1982	1973-76	Brad Komminsk	1991	1990	Rusty Tillman	1986	1988
Rajai Davis	2008-10	2007-08	Bob Lacey	1977-80	1984	Brett Tomko	2009	2004-05
Kelly Downs	1992-93	1986-92	Gary Lavelle	1987	1974-84	Manny Trillo	1973-74	1984-85
Ray Durham	2002	2003-08	Johnnie LeMaster	1986	1975-85	Ed Vosberg	1994	1990
Randy Elliott	1980	1977	Darren Lewis	1990	1991-95	Jay Witasick	1996-98; 2002	
Alan Embree	2007-08	1999-2001	Brent Mayne	1997	1998-99		2005-07	
Keith Foulke	2003; 2008	1997	David McCarty	2003	1995-96	Tim Worrell	1998-99	2001-03; 06
			Willie McCovey	1976	1959-73; 1977-80			
Tito Fuentes	1978	1965-67; 1969-74	Willie McGee	1990	1991-94	Keiichi Yabu	2005	2008
Phil Garner	1973-76	1988	Kevin Mitchell	1998	1987-91	Barry Zito	2000-06	2007-13

OAKLAND A'S COACHES

Adair, Jerry 1972-74	Hofman, Bob 1969-70, 74-78	Metro, Charlie 1982	Saul, Jim 1979
Alejo, Bob 1996-97	Hoscheit, Vern 1969-74	Mitterwald, George.. 1979-82	Schaefer, Bob 2007
Bosley, Thad 1999-03	Hudgens, Dave. 1999, 03-05	Moore, Jackie 1981-84	Schoendienst, Red. 1977-78
Boyer, Clete 1980-85	Jackson, Reggie 1991	Monchak, Al 1976	Schueler, Ron 1983-84
Burleson, Rick 1991	Jones, Gary 1998	Newman, Jeff 1986	Skaalen, Jim 2009-10
Bush, Darren 2013-14	Kusnyer, Art 1989-95	Noren, Irv 1971-74	Skinner, Joel 2011
Cluck, Bob 1996-97	Lachemann, Rene. 1987-92,	Nottle, Ed 1983	Speier, Chris 2004
Davis, Chili 2012-14	05-07	Paul, Mike 1987-88	Stange, Lee 1977-79
DeFrancisco, Tony 2008	Lansford, Carney 1994-95	Perry, Gerald 2006, 11	Steverson, Todd 2009-10
Didier, Bob 1984-86	Lau, Charlie 1970	Peterson, Rick 1998-03	Stock, Wes ... 1973-76, 84-86
DiMaggio, Joe 1968-69	Lefebvre, Jim 1987-88, 94-95	Plaza, Ron 1986	Van Burkleo, Ty 2007-08
Dyer, Duffy 1996-98	Lollar, Sherm 1968-69	Posedel, Bill 1968-72	Wakamatsu, Don 2008
Duncan, Dave 1986-95	Lonnert, Joe 1976	Prieto, Ariel 2012-14	Waller, Tye 2007-14
Ermer, Cal 1977	Lumpe, Jerry 1971	Quade, Mike 2000-02	Walling, Denny 1996-98
Fischer, Brad 1996-07	Luzinski, Greg 1993	Rader, Doug 1992	Walls, Lee 1979-82
Fowler, Art 1980-82	Macha, Ken 1999-02	Rettenmund, Merv ... 1989-90	Washington, Ron ... 1996-06
Francona, Terry 2003	Maxvill, Dal 1975	Reynolds, Tommie ... 1989-95	Watson, Bob 1986-88
Gallego, Mike 2009-14	McKay, Dave 1984-95	Rodriguez, Rick 2011-12	Williams, Billy 1983-85
Geren, Bob 2003-06	McKeon, Jack 1978	Romanick, Ron 2008-11	Winkles, Bobby 1974-75
Hale, Chip 2012-14	McNamara, John 1968-69	Rudi, Joe 1986-87	Young, Curt. 2004-10; 12-14

MOST RECENT TRADES WITH EACH TEAM

Arizona	Acquired P Eury De La Rosa for cash, December 18, 2014
Atlanta	Acquired P Joey Devine and P Jamie Richmond for OF Mark Kotsay and cash considerations, January 14, 2008.
Baltimore	Acquired P Jim Johnson for IF Jemile Weeks and a PTBNL (minor league C David Freitas on December 12), December 2, 2013.
Boston	Acquired P Jon Lester, OF Jonny Gomes and cash for OF Yoenis Céspedes and a 2015 Competitive Balance Pick, July 31, 2014.
Chicago-AL	Acquired P Chris Bassitt, C Josh Phegley, IF Marcus Semien and minor league IF Rangel Ravelo for P Jeff Samardzija and P Michael Ynoa, December 9, 2014
Chicago-NL	Acquired P Jeff Samardzija and P Jason Hammel for P Dan Straily, minor league IF Addison Russell, minor league OF Billy McKinney and a PTNBL or cash, July 5, 2014
Cincinnati	Acquired IF Adam Rosales and OF Willy Taveras for IF Aaron Miles and a player to be named later, February 2, 2010.
Cleveland	Acquired minor league IF Joey Wendle for 1B/OF Brandon Moss, December 8, 2014
Colorado	Acquired IF/OF Mark Canha from Colorado for minor league IF Austin House and cash, December 11, 2014.
Detroit	Acquired IF Scott Sizemore for P David Purcey, May 27, 2011.
Florida	Acquired P Mark Redman for P Mike Neu and minor league P Bill Murphy on December 16, 2003.
Houston	Acquired minor league OF Jake Goebbert for P Travis Blackley, April 4, 2013
Kansas City	Acquired P Justin Marks for cash, June 6, 2014.
Los Angeles-AL	Acquired IF Alberto Callaspo for minor league IF Grant Green, July 30, 2013
Los Angeles-NL	Acquired OF Milton Bradley and IF Antonio Perez in exchange for OF Andre Ethier, December 13, 2005.
Milwaukee	Acquired C George Kottaras for P Fautino De Los Santos, July 29, 2012.
Minnesota	Acquired OF Sam Fuld for P Tommy Milone, July 31, 2014
New York-AL	Acquired cash for Jeff Francis and cash considerations, July 11, 2014
New York-NL	Acquired minor league IF Jeffery Marte for OF Collin Cowgill, December 18, 2012.
Philadelphia	Acquired IF Adrian Cardenas, P Josh Outman and OF Matt Spencer for P Joe Blanton, July 17, 2008.
Pittsburgh	Acquired IF Ike Davis and international bonus slot 86 for international bonus slot 27, November 23, 2014
St. Louis	Acquired P Clayton Mortensen and minor league IF Brett Wallace and OF Shane Patterson for OF Matt Holliday, July 24, 2009.
San Diego	Acquired IP R.J. Alvarez and Jesse Hahn for catcher Derek Norris, minor league P Seth Streich and international bonus slot 117, December 18, 2014
San Francisco	Acquired OF Ernest Riles for OF Darren Lewis and minor league P Pedro Pena on December 4, 1990.
Seattle	Acquired IF Vinnie Catricala for a player to be named later or cash, June 9, 2013.
Tampa Bay	Acquired IFs Ben Zobrist and Yunel Escobar for C John Jaso, minor league IF Daniel Robertson, minor league OF Boog Powell and cash, January 10, 2014
Texas	Acquired C Geovany Soto for cash, August 24, 2014
Toronto	Acquired IF Brett Lawire, Ps Kendall Graveman and Sean Nolin and minor league IF Franklin Barreto for IF Josh Donaldson, November 28, 2014
Washington	Acquired P Tyler Clippard for Yunel Escobar, January 14, 2014.



OPPONENTS

BALTIMORE ORIOLES



American League East
 Oriole Park at Camden Yards
 333 W. Camden Street
 Baltimore, MD 21201

Switchboard: (410) 547-6100

Press Box: (410) 547-6257

Media Relations: (410) 547-6150

Media Relations FAX: (410) 547-6272

Chairman of the Board/Chief Executive OfficerPeter Angelos
 Executive Vice PresidentJohn Angelos
 Executive Vice President, Baseball OperationsDan Duquette
 ManagerBuck Showalter
 1259-1161 (16 seasons)
 377-328 (5 seasons with Baltimore)

Director, Public RelationsKristen Hudak (410) 547-6159
 Manager, Public RelationsJim Misudek
 Director, Team TravelKevin Buck (410) 547-6075
 StadiumOriole Park at Camden Yards
 Capacity / Opened45,971 / 1992

SERIES FACTS

Longest A's Winning Streak: 9, May 5, 2008-August 10, 2009
 Longest Orioles Winning Streak: 13, August 14, 1977-April 27, 1979
 Last A's Series Sweep at Oakland (3 games): May 27-29, 2011
 Last A's Series Sweep at Oakland (4 games): August 23-26, 2004
 Last A's Series Sweep at Baltimore (3 games): August 16-18, 2004
 Last A's Series Sweep at Baltimore (4 games): August 26-29, 2005
 Last Orioles Series Sweep at Oakland (3 games): August 15-17, 2005
 Last Orioles Series Sweep at Oakland (4 games): May 22-25, 1987
 Last Orioles Series Sweep at Baltimore (3 games): June 6-8, 2011
 Last Orioles Series Sweep at Baltimore (4 games): July 7-9, 1961
 Most Runs in a Game by Oakland: 15, August 30, 2001 (15-0)
 Most Runs in a Game by Baltimore: 18, August 15, 1996 (18-5)
 Widest Margin of Victory by Oakland: 15, August 30, 2001 (15-0)
 Widest Margin of Victory by Baltimore: 13, August 15, 1996 (18-5)

SERIES BREAKDOWN

	W	L	PCT.
PHI vs. Brewers (1901)	14	6	.700
PHI vs. Browns (1902-53)	606	513	.542
PHI vs. Orioles (1954)	12	10	.545
KC vs. Orioles (1955-67)	104	151	.408
OAK vs. Orioles (1968-2014)	255	252	.503
Totals	991	932	.515
at the Coliseum	127	130	.494
at Camden Yards	61	48	.560

2015 SCHEDULE

Dates	Site	Times
August 3-5	OAK	7:05, 7:05, 12:35
August 14-17	BAL	4:05, 4:05, 10:35, 4:05

2014 RECAP

Date	H-A	W-L	Score	Winner	Loser
6/6	A	W	4-3	Abad	Meek
6/7	A	L	3-6	Gausman	Gray
6/8	A	W	11-1	Kazmir	Jimenez
7/18	H	W	5-4	O'Flaherty	Britton
7/19	H	L	4-8	Chen	Hammel
7/20	H	W	10-2	Gray	Gausman
Totals	4-2	37-24			

YEAR-BY-YEAR SERIES RESULTS

Year	Home	Road	Totals	Year	Home	Road	Totals	Year	Home	Road	Totals
1968	6-4	3-5	9-9	1984	2-4	4-2	6-6	2000	4-2	4-2	8-4
1969	3-3	1-5	4-8	1985	3-3	2-4	5-7	2001	4-2	3-0	7-2
1970	3-3	2-4	5-7	1986	5-3	2-2	7-5	2002	1-2	4-2	5-4
1971	2-4	2-3	4-7	1987	2-4	3-3	5-7	2003	6-0	1-2	7-2
1972	1-5	5-1	6-6	1988	4-2	4-2	8-4	2004	4-0	3-0	7-0
1973	3-3	4-2	7-5	1989	5-1	2-4	7-5	2005	0-3	6-1	6-4
1974	2-4	4-2	6-6	1990	3-3	5-1	8-4	2006	2-1	2-1	4-2
1975	5-1	3-3	8-4	1991	4-2	5-1	9-3	2007	1-2	3-2	4-4
1976	4-2	4-2	8-4	1992	1-5	5-1	6-6	2008	3-0	2-0	5-0
1977	0-5	2-3	2-8	1993	1-5	1-5	2-10	2009	3-0	2-1	5-1
1978	0-6	0-5	0-11	1994	3-3	2-4	5-7	2010	3-1	4-2	7-3
1979	2-4	2-4	4-8	1995	3-3	4-2	7-5	2011	5-1	0-3	5-4
1980	2-4	3-3	5-7	1996	2-5	2-4	4-9	2012	2-1	3-3	5-4
1981	3-3	2-4	5-7	1997	1-5	2-3	3-8	2013	1-3	1-2	2-5
1982	3-3	2-4	5-7	1998	1-4	2-4	3-8	2014	2-1	2-1	4-2
1983	3-3	1-5	4-8	1999	4-2	3-3	7-5	Totals	127-130	128-122	255-252

BOSTON RED SOX



American League East
 Fenway Park
 4 Yawkey Way
 Boston, MA 02215-3496
Switchboard: (617) 226-6000
Press Box: (617) 226-6732
Media Relations: (617) 226-6613
Media Relations FAX: (617) 226-6713

Principal Owner John Henry
 President, Chief Executive Officer Larry Lucchino
 Executive Vice President, General Manager Ben Cherington
 Manager John Farrell
 322-326 (4 seasons)
 168-156 (2 seasons with Boston)
Director, Media Relations Kevin Gregg (617) 226-6759
Manager, Media Relations Abby DeCiccio (617) 226-6214
Manager, Media Rel. & Baseball Info Jon Shestakofsky (617) 226-6446
Traveling Secretary Jack McCormick (617) 226-6747
Stadium Fenway Park
Capacity / Opened 37,673 (night); 37,221 (day) / 1912

SERIES FACTS

Longest A's Winning Streak: 8, May 1-September 2, 2012
Longest Red Sox Winning Streak: 11, July 10, 1993-April 28, 1994
Last A's Series Sweep at Oakland (3 games): August 31-Sept. 2, 2012
Last A's Series Sweep at Oakland (4 games): None
Last A's Series Sweep at Boston (3 games): September 3-5, 1990
Last A's Series Sweep at Boston (4 games): August 10-12, 1971
Last Red Sox Series Sweep at Oakland (3 games): September 6-8, 2004
Last Red Sox Series Sweep at Oakland (4 games): August 4-7, 1977
Last Red Sox Series Sweep at Boston (3 games): June 3-5, 2011
Last Red Sox Series Sweep at Boston (4 games): July 22-25, 1993
Most Runs in a Game by Oakland: 21, June 14, 1969 (21-7)
Most Runs in a Game by Boston: 16 (twice), last: May 20, 1996 (16-4)
Widest Margin of Victory by Oakland: 18, August 31, 2012 (20-2)
Widest Margin of Victory by Boston: 12 (three times), last: April 15, 2000 (14-2)

SERIES BREAKDOWN

	W	L	PCT.
PHI vs. Red Sox (1901-54)	533	632	.458
KC vs. Red Sox (1955-67)	109	149	.422
OAK vs. Red Sox (1968-2014)	234	281	.454
Totals	876	1062	.452
at the Coliseum	140	116	.547
at Fenway Park (since 1968)	93	164	.362

2015 SCHEDULE

Dates	Site	Times
May 11-13	OAK	7:05, 7:05, 12:35
June 5-7	BOS	4:10, TBD, 10:35

2014 RECAP

Date	H-A	W-L	Score	Winner	Losers
5/2	A	L	1-7	Buchholz	Straily
5/3	A	L	3-6	Lester	Milone
5/4	A	W	3-2	Johnson	Capuano
6/19	H	W	4-2	Kazmir	Peavy
6/20	H	W	4-3	Abad	Miller
6/21	H	W	2-1	Otero	Mujica
6/22	H	L	6-7	Uehara	Abad
Totals	4-3	23-28			

YEAR-BY-YEAR SERIES RESULTS

Year	Home	Road	Totals	Year	Home	Road	Totals	Year	Home	Road	Totals
1968	6-3	4-5	10-8	1985	2-4	2-4	4-8	2002	0-3	3-3	3-6
1969	4-2	4-2	8-4	1986	3-3	2-4	5-7	2003	2-2	2-1	4-3
1970	4-2	1-5	5-7	1987	5-1	3-3	8-4	2004	0-3	1-5	1-8
1971	4-2	5-1	9-3	1988	6-0	3-3	9-3	2005	2-1	2-5	4-6
1972	1-5	2-4	3-9	1989	4-2	1-5	5-7	2006	4-2	3-1	7-3
1973	3-3	5-1	8-4	1990	4-2	4-2	8-4	2007	3-1	1-3	4-4
1974	2-4	2-4	4-8	1991	2-4	2-4	4-8	2008	4-3*	0-3	4-6
1975	4-2	2-4	6-6	1992	4-2	3-3	7-5	2009	2-1	3-4	5-5
1976	5-1	3-3	8-4	1993	2-4	1-5	3-9	2010	4-2	1-2	5-4
1977	2-4	1-4	3-8	1994	1-5	2-4	3-9	2011	1-1	1-5	2-6
1978	3-2	2-3	5-5	1995	2-5	2-3	4-8	2012	6-0	2-1	8-1
1979	2-4	1-5	3-9	1996	4-2	1-6	5-8	2013	2-1	1-2	3-3
1980	2-4	1-5	3-9	1997	3-3	1-4	4-7	2014	3-1	1-2	4-3
1981	4-2	1-5	5-7	1998	1-4	1-5	2-9	Totals	141-117*	93-164	234-281
1982	4-2	0-6	4-8	1999	4-2	2-2	6-4				
1983	2-4	2-4	4-8	2000	2-2	3-3	5-5				
1984	3-3	2-4	5-7	2001	4-2	1-2	5-4				

*includes 1-1 in Tokyo, Japan

CHICAGO WHITE SOX



American League Central
U.S. Cellular Field
333 West 35th Street
Chicago, IL 60616

Switchboard: (312) 674-1000

Press Box: (312) 674-5190

Media Relations: (312) 674-5300

Media Relations FAX: (312) 674-5847

Chairman Jerry Reinsdorf

Senior Vice President, General Manager Rick Hahn

Manager Robin Ventura

221-265 (3 seasons)

Senior Vice President, Communications Scott Reifert (312) 674-5302

Director, Media Relations Bob Beghtol (312) 674-5303

Manager, Media Relations Ray Garcia (312) 674-5306

Director of Team Travel Ed Cassin (312) 674-5296

Stadium U.S. Cellular Field

Capacity / Opened 40,615 / 1991

SERIES FACTS

Longest A's Winning Streak: 11, June 20-September 7, 1970

Longest White Sox Winning Streak: 9, August 1, 1996-August 5, 1997

Last A's Series Sweep at Oakland (3 games): May 31-June 2, 2013

Last A's Series Sweep at Oakland (4 games): August 5-8, 1999

Last A's Series Sweep at Chicago (3 games): July 8-10, 2005

Last A's Series Sweep at Chicago (4 games): May 22-24, 1970

Last White Sox Series Sweep at Oakland (3 games): May 16-18, 1997

Last White Sox Series Sweep at Oakland (4 games): Sept. 24-27, 1987

Last White Sox Series Sweep at Chicago (3 games): May 22-24, 2006

Last White Sox Series Sweep at Chicago (4 games): May 8-11, 1997

Most Runs in a Game by Oakland: 16 (twice), last: April 27, 2002 (16-1)

Most Runs in a Game by Chicago: 17 (twice), last: Sept. 23, 1992 (17-6)

Widest Margin of Victory by Oakland: 15, April 27, 2002 (16-1)

Widest Margin of Victory by Chicago: 16, October 3, 1987 (17-1)

SERIES BREAKDOWN

	W	L	PCT.
PHI vs. White Sox (1901-54)	585	589	.498
KC vs. White Sox (1955-67)	92	166	.357
OAK vs. White Sox (1968-2014)	298	276	.519
Totals	975	1031	.486
at the Coliseum	158	131	.547
at U.S. Cellular Field	58	57	.504

2015 SCHEDULE

Dates	Site	Times
May 15-17	OAK	7:05, 6:05, 1:05
Sept. 14-17	CWS	5:10, 5:10, 5:10, 11:10

2014 RECAP

Date	H-A	W-L	Score	Winner	Loser
5/12	H	W	5-4	Chavez	Danks
5/13	H	W	11-0	Pomeranz	Carroll
5/14	H	L	2-4	Belisario	Abad
9/8	A	L	4-5	Guerra	Chavez
9/9	A	W	11-2	Lester	Danks
9/10	A	L	1-2	Putnam	Gregerson
9/11	A	L	0-1	Sale	Kazmir
Totals	3-4	34-18			

YEAR-BY-YEAR SERIES RESULTS

Year	Home	Road	Totals	Year	Home	Road	Totals	Year	Home	Road	Totals
1968	4-5	4-5	8-10	1984	4-2	3-4	7-6	2000	2-4	1-2	3-6
1969	6-3	4-5	10-8	1985	3-4	2-4	5-8	2001	3-0	5-1	8-1
1970	7-2	9-0	16-2	1986	4-2	2-5	6-7	2002	6-0	1-2	7-2
1971	1-8	6-3	7-11	1987	3-4	1-5	4-9	2003	2-1	3-3	5-4
1972	6-3	2-4	8-7	1988	3-3	5-2	8-5	2004	5-1	2-1	7-2
1973	6-3	6-3	12-6	1989	4-3	4-2	8-5	2005	4-2	3-0	7-2
1974	7-2	4-5	11-7	1990	1-5	4-3	5-8	2006	3-0	0-3	3-3
1975	6-3	3-6	9-9	1991	4-3	2-4	6-7	2007	4-2	1-2	5-4
1976	6-3	3-5	9-8	1992	4-2	4-3	8-5	2008	1-2	3-3	4-5
1977	3-5	2-5	5-10	1993	3-4	3-3	6-7	2009	1-2	4-2	5-4
1978	3-4	5-3	8-7	1994	1-5	2-1	3-6	2010	4-2	1-2	5-4
1979	3-4	1-5	4-9	1995	3-3	2-4	5-7	2011	1-2	3-4	4-6
1980	3-3	4-3	7-6	1996	2-4	5-1	7-5	2012	2-1	1-2	3-3
1981	2-5	4-2	6-7	1997	1-4	2-4	3-8	2013	3-0	2-2	5-2
1982	1-5	3-4	4-9	1998	3-2	4-2	7-4	2014	2-1	1-3	3-4
1983	4-3	1-5	5-8	1999	4-0	3-3	7-3	Totals	158-131	140-145	298-276

CLEVELAND INDIANS



American League Central
Progressive Field
2401 Ontario Street
Cleveland, OH 44115

Switchboard: (216) 420-4200

Press Box: (216) 420-4654

Media Relations: (216) 420-4380

Media Relations FAX: (216) 420-4430

Owner & Chief Executive Officer.....Paul J. Dolan
President.....Mark Shapiro
Executive Vice President, General Manager.....Chris Antonetti
Manager.....Terry Francona

1206-1062 (14 seasons)

177-147 (2 seasons with Cleveland)

Director, Baseball Information.....Bart Swain (216) 420-4386

Asst. Director, Baseball Information.....Court Berry-Tripp (216) 420-4391

Director, Team Travel.....Mike Seghi (216) 420-4303

Stadium.....Progressive Field

Capacity / Opened.....36,675 / 1994

SERIES FACTS

Longest A's Winning Streak: 10, July 31, 1971-August 18, 1972

Longest Indians Winning Streak: 13, May 27, 1994-July 23, 1995

Last A's Series Sweep at Oakland (3 games): August 17-19, 2012

Last A's Series Sweep at Oakland (4 games): September 17-20, 2009

Last A's Series Sweep at Cleveland (3 games): May 16-18, 2014

Last A's Series Sweep at Cleveland (4 games): August 27-30, 2012

Last Indians Series Sweep at Oakland (3 games): April 10-12, 2000

Last Indians Series Sweep at Oakland (4 games): April 26-29, 1999

Last Indians Series Sweep at Cleveland (3 games): May 13-15, 2008

Last Indians Series Sweep at Cleveland (4 games): May 6-9, 2013

Most Runs in a Game by Oakland: 17, August 2, 2001 (17-4)

Most Runs in a Game by Cleveland: 20, May 4, 1991 (20-6)

Widest Margin of Victory by Oakland: 13, August 2, 2001 (17-4)

Widest Margin of Victory by Cleveland: 14, May 4, 1991 (20-6)

SERIES BREAKDOWN

	W	L	PCT.
PHI vs. Indians (1901-54)	529	642	.452
KC vs. Indians (1955-67)	106	151	.412
OAK vs. Indians (1968-2014)	264	229	.535
Totals	899	1022	.468
at the Coliseum	139	101	.579
at Progressive Field	40	59	.404

2015 SCHEDULE

Dates	Site	Times
July 10-12	CLE	4:05, 4:05, 10:05
July 30-August 2	OAK	7:05, 6:35, 6:05, 1:05

2014 RECAP

Date	H-A	W-L	Score	Winner	Losers
3/31	H	L	0-2	Allen	Johnson
4/1	H	W	6-1	Kazmir	Kluber
4/2	H	L	4-6	Allen	Johnson
5/16	A	W	11-1	Gray	McAllister
5/17	A	W	6-2	Otero	Tomlin
5/18	A	W	13-3	Chavez	Masterson
Totals		4-2	40-15		

YEAR-BY-YEAR SERIES RESULTS

Year	Home	Road	Totals	Year	Home	Road	Totals	Year	Home	Road	Totals
1968	7-2	5-4	12-6	1984	2-4	3-3	5-7	2000	3-3	3-3	6-6
1969	3-3	4-2	7-5	1985	5-1	4-2	9-3	2001	1-3	2-1	3-4
1970	3-3	2-4	5-7	1986	2-4	0-6	2-10	2002	1-2	4-0	5-2
1971	4-2	4-2	8-4	1987	4-2	4-2	8-4	2003	5-1	1-2	6-3
1972	6-0	4-2	10-2	1988	5-1	3-3	8-4	2004	2-1	1-5	3-6
1973	5-1	4-2	9-3	1989	4-2	6-0	10-2	2005	2-1	1-5	3-6
1974	4-2	3-3	7-5	1990	5-1	3-3	8-4	2006	4-2	2-1	6-3
1975	5-1	5-1	10-2	1991	3-3	4-2	7-5	2007	2-1	2-5	4-6
1976	4-2	4-2	8-4	1992	3-3	3-3	6-6	2008	2-1	2-4	4-5
1977	1-4	2-3	3-7	1993	2-4	2-4	4-8	2009	4-0	1-2	5-2
1978	3-2	3-3	6-4	1994	0-3	0-3	0-6	2010	2-1	4-2	6-3
1979	3-3	1-5	4-8	1995	0-3	0-4	0-7	2011	1-2	1-3	2-5
1980	4-2	2-4	6-6	1996	4-2	2-4	6-6	2012	4-2	4-0	8-2
1981	1-1	1-2	2-3	1997	2-3	2-4	4-7	2013	2-1	0-4	2-5
1982	3-3	5-1	8-4	1998	4-1	4-2	8-3	2014	1-2	3-0	4-2
1983	1-5	4-2	5-7	1999	1-5	1-5	2-10	Totals	139-101	125-128	264-229

OPPONENTS

DETROIT TIGERS



American League Central
Comerica Park

2100 Woodward Avenue
Detroit, MI 48201

Switchboard: (313) 471-2000

Press Box: (313) 471-2103, 2104

Media Relations: (313) 471-2114

Media Relations FAX: (313) 471-2138

Owner, Director..... Michael Ilitch
President, Chief Executive Officer, General Manager.. David Dombrowski
Manager.....Brad Ausmus
90-72 (1 season)

Director, Baseball Media Relations.....Aileen Villarreal (313) 471-2227

Manager, Baseball Media Relations..... Chad Crunk (313) 471-2092

Director, Team Travel.....Brian Britten (313), 471-2276

Stadium..... Comerica Park

Capacity / Opened..... 41,681 / 2000

SERIES FACTS

Longest A's Winning Streak: 7, September 6, 1986-May 9, 1987
Longest Tigers Winning Streak: 7, September 14, 1997-August 14, 1998
Last A's Series Sweep at Oakland (3 games): June 2-4, 2008
Last A's Series Sweep at Oakland (4 games): None
Last A's Series Sweep at Detroit (3 games): August 23-25, 2002
Last A's Series Sweep at Detroit (4 games): August 3-6, 2001
Last Tigers Series Sweep at Oakland (3 games): None
Last Tigers Series Sweep at Oakland (4 games): None
Last Tigers Series Sweep at Detroit (3 games): June 30-July 2, 2014
Last Tigers Series Sweep at Detroit (4 games): August 10-12, 1965
Most Runs in a Game by Oakland: 16 (twice), last: Aug. 10, 2007 (16-10)
Most Runs in a Game by Detroit: 20, April 13, 1993 (20-4)
Widest Margin of Victory by Oakland: 12 (twice), last: June 19, 1999 (13-1)
Widest Margin of Victory by Detroit: 16, April 13, 1993 (20-4)

SERIES BREAKDOWN

	W	L	PCT.
PHI vs. Tigers (1901-54)	562	601	.483
KC vs. Tigers (1955-67)	106	152	.411
OAK vs. Tigers (1968-2014)	245	240	.505
Totals	913	993	.479
at the Coliseum	137	107	.561
at Comerica Park	30	25	.545

2015 SCHEDULE

Dates	Site	Times
May 25-27	OAK	1:05, 7:05, 12:35
June 2-4	DET	4:08, 4:08, 10:08

2014 RECAP

Date	H-A	W-L	Score	Winner	Loser
5/26	H	W	10-0	Milone	Smyly
5/27	H	L	5-6	Albuquerque	Abad
5/28	H	W	3-1	Kazmir	Nathan
5/29	H	L	4-5	Porcello	Chavez
6/30	A	L	4-5	Hardy	Doolittle
7/1	A	L	0-3	Porcello	Mills
7/2	A	L	3-9	Verlander	Chavez
Totals	2-5	29-29			

YEAR-BY-YEAR SERIES RESULTS

Year	Home	Road	Totals	Year	Home	Road	Totals	Year	Home	Road	Totals
1968	3-6	2-7	5-13	1985	2-4	2-4	4-8	2002	3-1	3-0	6-1
1969	3-3	2-4	5-7	1986	4-2	2-4	6-6	2003	2-1	4-2	6-3
1970	3-3	3-3	6-6	1987	4-2	3-3	7-5	2004	3-3	2-1	5-4
1971	4-2	4-2	8-4	1988	4-2	4-2	8-4	2005	3-0	2-1	5-1
1972	4-2	4-2	8-4	1989	4-2	4-2	8-4	2006	3-3	1-2	4-5
1973	4-2	1-5	5-7	1990	4-2	2-4	6-6	2007	4-2	2-2	6-4
1974	3-3	4-2	7-5	1991	4-2	4-2	8-4	2008	3-0	3-3	6-3
1975	2-4	4-2	6-6	1992	4-2	2-4	6-6	2009	4-2	0-3	4-5
1976	4-2	2-4	6-6	1993	3-3	1-5	4-8	2010	0-2	3-1	3-3
1977	3-2	2-3	5-5	1994	3-0	1-5	4-5	2011	4-4	1-1	5-5
1978	2-3	2-3	4-6	1995	2-0	1-2	3-2	2012	2-2	1-2	3-4
1979	2-4	3-3	5-7	1996	3-3*	5-1	8-4	2013	1-2	3-1	4-3
1980	4-2	2-4	6-6	1997	2-4	2-3	4-7	2014	2-2	0-3	2-5
1981	2-1	0-0	2-1	1998	3-3	1-4	4-7	Totals	139-109*	106-131	245-240
1982	2-4	1-5	3-9	1999	2-2	4-2	6-4				
1983	4-2	2-4	6-6	2000	3-3	1-3	4-6				
1984	3-3	0-6	3-9	2001	2-1	4-0	6-1				

*includes 2-2 in Las Vegas

HOUSTON ASTROS



American League West
Minute Maid Park
501 Crawford St.
Houston, TX 77002
Switchboard: (713) 259-8000
Press Box: (713) 259-8574
Media Relations: (713) 259-8900
Media Relations FAX: (713) 259-8025

Owner & Chairman Jim Crane
President, Business Operations Reid Ryan
General Manager Jeff Luhnow
Manager A.J. Hinch
89-123 (2 seasons)
0-0 (1st season with Houston)
Vice President, Media Relations Gene Dias (713) 259-8985
Manager, Media Relations Steve Grande (713) 259-8990
Stadium Minute Maid Park
Capacity / Opened 41,574 / 2000

SERIES FACTS

Longest A's Winning Streak: 12, June 13, 2007-July 22, 2013
Longest Astros Winning Streak: 3, April 26-July 22, 2014
Last A's Series Sweep at Oakland (3 games): April 18-20, 2014
Last A's Series Sweep at Oakland (4 games): None
Last A's Series Sweep at Houston (3 games): May 24-26, 2013
Last A's Series Sweep at Houston (4 games): None
Last Astros Series Sweep at Oakland (3 games): None
Last Astros Series Sweep at Oakland (4 games): None
Last Astros Series Sweep at Houston (3 games): None
Last Astros Series Sweep at Houston (4 games): None
Most Runs in a Game by Oakland: 13, July 24, 2014 (13-1)
Most Runs in a Game by Houston: 8, July 30, 2014 (8-1)
Widest Margin of Victory by Oakland: 12, July 24, 2014 (13-1)
Widest Margin of Victory by Houston: 7, July 30, 2014 (8-1)

SERIES BREAKDOWN

	W	L	PCT.
OAK vs. Astros (2002-14)	31	13	.705
Totals	31	13	.705
at the Coliseum	16	6	.727
at Minute Maid Park	15	7	.681

2015 SCHEDULE

Dates	Site	Times
April 13-15	HOU	5:10, 5:10, 5:10
April 24-16	OAK	7:05, 1:05, 1:05
May 18-20	HOU	5:10, 5:10, 11:10
August 6-9	OAK	7:05, 7:05, 1:05, 1:05
Sept. 7-9	OAK	1:05, 7:05, 7:05
Sept. 18-20	HOU	5:10, TBD, 11:10

2014 RECAP

Date	H-A	W-L	Score	Winner	Loser
4/18	H W	11-3	Gray	Cosart	
4/19	H W	4-3	Otero	Qualls	
4/20	H W	4-1	Chavez	Peacock	
4/24	A W	10-1	Kazmir	Oberholtzer	
4/25	A W	12-5	Gregerson	Fields	
4/26	A L	6-7	Williams	Doolittle	
4/27	A L	1-5	McHugh	Milone	
7/22	H L	2-3	Downs	Abad	
7/23	H W	9-7	Chavez	Peacock	
7/24	H W	13-1	Samaradzija	Feldman	
7/28	A L	3-7	Oberholtzer	Chavez	
7/29	A W	7-4	Scribner	Qualls	
7/30	A L	1-8	Keuchel	Hammel	
8/25	A W	8-2	Samaradzija	Feldman	
8/26	A L	2-4	Fields	Gregerson	
8/27	A W	5-4	Otero	Qualls	
9/5	H L	3-4	Oberholtzer	Samaradzija	
9/6	H W	4-3	Gregerson	Qualls	
9/7	H L	3-4	Veras	Cook	
Totals		11-8	108-76		

YEAR-BY-YEAR SERIES RESULTS

Year	Home	Road	Totals	Year	Home	Road	Totals	Year	Home	Road	Totals
2002	3-0	0-0	3-0	2013	7-3	8-1	15-4	2014	6-3	5-5	11-8
2007	0-0	2-1	2-1					Totals	16-6	15-7	31-13

FRANCHISE FACTS

All-Time Record	8622-9048	West Division Championships	16
Philadelphia	3886-4248	Wild Card Championships	2
Kansas City	829-1224	Most Valuable Players	11
Oakland	3907-3576	Cy Young Award Winners	5
World Championships	9	Rookies of the Year	8
Philadelphia	5	Managers of the Year	3
Oakland	4	Hall of Famers	16
American League Championships	15		
Philadelphia	9		
Oakland	6		

KANSAS CITY ROYALS



American League Central
Kauffman Stadium

1 Royal Way
Kansas City, MO 64129

Switchboard: (816) 921-8000

Press Box: (816) 504-4391, 4392

Media Relations: (816) 504-4362, 4368, 4369

Media Relations FAX: (816) 921-5775

Owner/Chief Executive OfficerDavid Glass
President Dan Glass
Senior VP, Baseball Operations, General ManagerDayton Moore
ManagerNed Yost

830-904 (11 seasons)

373-402 (5 seasons with Kansas City)

Vice President, Communications and BroadcastingMike Swanson
(816) 504-4713

Assistant Director, CommunicationsMike Cummings (816) 504-4368

Senior Director, Team Travel and Clubhouse Operations ...Jeff Davenport
(816) 504-4755

StadiumKauffman Stadium

Capacity / Opened37,903 / 1973

SERIES FACTS

Longest A's Winning Streak: 10, May 31, 2003-May 23, 2004
Longest Royals Winning Streak: 8, September 4, 1978-June 18, 1979
Last A's Series Sweep at Oakland (3 games): May 17-19, 2013
Last A's Series Sweep at Oakland (4 games): September 26-28, 1977
Last A's Series Sweep at Kansas City (3 games): July 16-18, 2010
Last A's Series Sweep at Kansas City (4 games): None
Last Royals Series Sweep at Oakland (3 games): July 28-30, 2008
Last Royals Series Sweep at Oakland (4 games): None
Last Royals Series Sweep at Kansas City (3 games): Sept. 2-4, 2008
Last Royals Series Sweep at Kansas City (4 games): August 1-4, 1994
Most Runs in a Game by Oakland: 21, June 18, 2000 (21-3)
Most Runs in a Game by Kansas City: 16 (seven times), last: September 14, 1998 (16-6)
Widest Margin of Victory by Oakland: 18, June 18, 2000 (21-3)
Widest Margin of Victory by Kansas City: 16, June 25, 1984 (16-0)

SERIES BREAKDOWN

	W	L	PCT.
OAK vs. Royals (1969-2014)	307	254	.547
Total	307	254	.547
at the Coliseum	169	111	.604
at Kauffman Stadium	118	127	.482

2015 SCHEDULE

Dates	Site	Times
April 17-19	KC	5:10, TBD, 11:10
June 26-28	OAK	7:05, 1:05, 1:05

2014 RECAP

Date	H-A	W-L	Score	Winner	Loser
8/1	H	L	0-1	Guthrie	Gray
8/2	H	W	8-3	Lester	Vargas
8/3	H	L	2-4	Shields	Kazmir
8/11	A	L	2-3	Herrera	Gray
8/12	A	W	11-3	Lester	Guthrie
8/13	A	L	0-3	Vargas	Kazmir
8/14	A	L	3-7	Crow	Samardzija
Totals	2-5	26-24			

YEAR-BY-YEAR SERIES RESULTS

Year	Home	Road	Totals	Year	Home	Road	Totals	Year	Home	Road	Totals
1969	4-5	6-3	10-8	1985	3-4	2-4	5-8	2001	2-1	4-2	6-3
1970	7-2	4-5	11-7	1986	2-4	3-4	5-8	2002	5-1	3-0	8-1
1971	7-2	6-3	13-5	1987	3-4	5-1	8-5	2003	2-1	5-1	7-2
1972	7-2	4-5	11-7	1988	2-4	3-4	5-8	2004	4-2	3-0	7-2
1973	6-3	4-5	10-8	1989	4-3	2-4	6-7	2005	1-2	3-0	4-2
1974	7-2	3-6	10-8	1990	5-1	4-3	9-4	2006	1-2	4-2	5-4
1975	8-1	3-6	11-7	1991	4-3	3-3	7-6	2007	2-5	2-1	4-6
1976	5-4	4-5	9-9	1992	5-1	4-3	9-4	2008	3-3	0-3	3-6
1977	5-3	1-6	6-9	1993	5-2	2-4	7-6	2009	4-1	2-1	6-2
1978	3-4	2-6	5-10	1994	1-2	2-5	3-7	2010	2-1	4-2	6-3
1979	3-4	1-5	4-9	1995	3-4	5-1	8-5	2011	3-3	2-1	5-4
1980	4-2	3-4	7-6	1996	5-1	2-4	7-5	2012	2-1	2-4	4-5
1981	1-2	2-1	3-3	1997	3-2	5-1	8-3	2013	3-0	2-1	5-1
1982	3-3	3-4	6-7	1998	3-3	1-4	4-7	2014	1-2	1-3	2-5
1983	4-3	2-4	6-7	1999	5-1	1-5	6-6	Totals	169-111	138-143	307-254
1984	4-2	4-3	8-5	2000	3-3	5-1	8-4				

LOS ANGELES ANGELS OF ANAHEIM



American League West
 Angel Stadium
 2000 Gene Autry Way
 Anaheim, CA 92806
Switchboard: (714) 940-2000
Press Box: (714) 940-2705
Media Relations: (714) 940-2014
Media Relations FAX: (714) 940-2205

Owner Arte Moreno
Chairman Dennis Kuhl
General Manager Jerry Dipoto
Manager Mike Scioscia
 1331-1099 (15 seasons)
Vice President, Communications Tim Mead (714) 940-2003
Director, Communications Eric Kay (714) 940-2173
Traveling Secretary Tom Taylor (714) 940-2016
Stadium Angel Stadium
Capacity / Opened 45,493 / 1966

SERIES FACTS

Longest A's Winning Streak: 10 (twice), last: April 26, 1991-April 20, 1992
Longest Angels Winning Streak: 12, Sept. 18, 1996-Sept. 17, 1997
Last A's Series Sweep at Oakland (3 games): May 30-June 1, 2014
Last A's Series Sweep at Oakland (4 games): April 18-20, 1980
Last A's Series Sweep at Los Angeles (3 games): April 9-11, 2013
Last A's Series Sweep at Los Angeles (4 games): October 4-7, 2001
Last Angels Series Sweep at Oakland (3 games): September 3-5, 2012
Last Angels Series Sweep at Oakland (4 games): July 10-13, 1997
Last Angels Series Sweep at Los Angeles (3 games): Sept. 27-29, 2010
Last Angels Series Sweep at Los Angeles (4 games): August 28-31, 2014
Most Runs in a Game by Oakland: 18, June 27, 1996 (18-2)
Most Runs in a Game by Los Angeles: 17, July 4, 1979 (17-6)
Widest Margin of Victory by Oakland: 16, June 27, 1996 (18-2)
Widest Margin of Victory by Los Angeles: 12 (twice), last: July 28, 1982 (13-1)

SERIES BREAKDOWN

	W	L	PCT.
KC vs. Angels (1961-67)	49	77	.389
OAK vs. Angels (1968-2014)	406	331	.551
Totals	455	408	.527
at the Coliseum	211	156	.575
at Angel Stadium (since 1968)	195	175	.527

2015 SCHEDULE

Dates	Site	Times
April 20-23	LAA	7:05, 7:05, 7:05, 4:05
April 28-30	OAK	7:05, 7:05, 12:35
June 12-14	LAA	7:05, 6:05, 12:35
June 19-21	OAK	6:35, 1:05, 1:05
Aug. 31-Sept. 2	OAK	7:05, 7:05, 12:35
Sept. 28-30	LAA	7:05, 7:05, 4:05

2014 RECAP

Date	H-A	W-L	Score	Winner	Loser
4/14	A	W	3-2	Johnson	Frieri
4/15	A	W	10-9	Johnson	Herrera
4/16	A	L	4-5	Smith	Pomeranz
5/30	H	W	9-5	Pomeranz	Richards
5/31	H	W	11-3	Rodriguez	Skaggs
6/1	H	W	6-3	Gray	Weaver
6/9	A	L	1-4	Richards	Chavez
6/10	A	L	1-2	Rasmus	Francis
6/11	A	W	7-1	Milone	Weaver
8/22	H	W	5-3	Gray	Grilli
8/23	H	W	2-1	Gregerson	Smith
8/24	H	L	4-9	Weaver	Kazmir
8/28	A	L	3-4	Salas	Cook
8/29	A	L	0-4	Weaver	Lester
8/30	A	L	0-2	Herrera	Samardzija
8/31	A	L	1-8	Shoemaker	Kazmir
9/22	H	W	8-4	Samardzija	Wilson
9/23	H	L	0-2	LeBlanc	Gray
9/24	H	L	4-5	Santiago	Lester
Totals		9-10	79-76		

YEAR-BY-YEAR SERIES RESULTS

Year	Home	Road	Totals	Year	Home	Road	Totals	Year	Home	Road	Totals
1968	7-2	6-3	13-5	1984	2-5	4-2	6-7	2000	5-2	3-3	8-5
1969	7-2	5-4	12-6	1985	4-2	3-4	7-6	2001	7-3	7-3	14-6
1970	5-4	5-4	10-8	1986	2-5	1-5	3-10	2002	7-3	4-6	11-9
1971	4-5	7-2	11-7	1987	2-4	5-2	7-6	2003	7-3	5-5	12-8
1972	5-4	5-4	10-8	1988	6-1	3-3	9-4	2004	4-5	5-5	9-10
1973	5-4	7-2	12-6	1989	4-2	4-3	8-5	2005	5-5	4-5	9-10
1974	7-2	5-4	12-6	1990	4-3	5-1	9-4	2006	3-7	5-4	8-11
1975	6-3	5-4	11-7	1991	6-0	6-1	12-1	2007	5-4	5-5	10-9
1976	6-3	6-3	12-6	1992	5-2	3-3	8-5	2008	4-5	5-5	9-10
1977	6-1	4-4	10-5	1993	4-2	3-4	7-6	2009	1-8	6-4	7-12
1978	3-5	3-4	6-9	1994	3-0	3-3	6-3	2010	6-4	2-7	8-11
1979	1-5	2-5	3-10	1995	5-1	2-5	7-6	2011	6-3	5-5	11-8
1980	6-1	4-2	10-3	1996	3-4	4-2	7-6	2012	3-6	7-3	10-9
1981	4-2	4-0	8-2	1997	0-6	1-5	1-11	2013	6-4	5-4	11-8
1982	3-4	1-5	4-9	1998	4-2	3-3	7-5	2014	6-3	3-7	9-10
1983	4-2	4-3	8-5	1999	3-3	1-5	4-8	Totals	211-156	195-175	406-331

OPPONENTS

MINNESOTA TWINS



American League Central
Target Field
1 Twins Way

Minneapolis, MN 55403

Switchboard: (612) 659-3400

Press Box: (612) 659-3400, ext. 2400

Media Relations: (612) 659-3471

Media Relations FAX: (612) 659-4029

Chief Executive Officer Jim Pohlad
President Dave St. Peter
Executive Vice President, General Manager..... Terry Ryan
Manager Paul Molitor
0-0 (1st season)

Director, Baseball Communications and Player Relations
Dustin Morse (612) 659-3472

Senior Manager, Baseball Information Mitch Hestad (612) 659-3473

Manager, Baseball Publications and Content... Mike Kennedy (612) 659-3475

Director, Team Travel Mike Herman (612) 659-3471

Stadium Target Field

Capacity / Opened 39,021 / 2010

SERIES FACTS

Longest A's Winning Streak: 12, September 11, 2013-August 9, 2014

Longest Twins Winning Streak: 8 (twice), last: May 21-July 20, 2003

Last A's Series Sweep at Oakland (3 games): August 30-Sept. 1, 2002

Last A's Series Sweep at Oakland (4 games): September 19-22, 2013

Last A's Series Sweep at Minnesota (3 games): April 7-10, 2014

Last A's Series Sweep at Minnesota (4 games): April 9-12, 1981

Last Twins Series Sweep at Oakland (3 games): July 18-20, 1997

Last Twins Series Sweep at Oakland (4 games): August 13-15, 1993

Last Twins Series Sweep at Minnesota (3 games): May 28-30, 2012

Last Twins Series Sweep at Minnesota (4 games): July 12-15, 2007

Last Twins Series Sweep at Minnesota (5 games): July 30-Aug. 2, 1976

Most Runs in a Game by Oakland: 18, September 11, 2013 (18-3)

Most Runs in a Game by Minnesota: 20, April 27, 1980 (20-11)

Widest Margin of Victory by Oakland: 15 (twice), last: September 11, 2013 (18-3)

Widest Margin of Victory by Minnesota: 12 (twice), last: September 7, 1969 (16-4)

SERIES BREAKDOWN

	W	L	PCT.
PHI vs. Senators (1901-54)	579	572	.503
KC vs. Senators (1955-60)	68	64	.515
KC vs. Twins (1961-67)	57	69	.452
OAK vs. Twins (1968-2014)	290	291	.499
Totals	994	996	.499
at the Coliseum	161	127	.559
at Target Field	12	9	.571

2015 SCHEDULE

Dates	Site	Times
May 4-7	MIN	5:10, 5:10, 5:10, 10:10
July 17-19	OAK	7:05, 6:05, 1:05

2014 RECAP

Date	H-A	W-L	Score	Winner	Loser
4/7	A	W	8-3	Kazmir	Correia
4/9	A	W	7-4	Otero	Burton
4/10	A	W	6-1	Straily	Pelfrey
8/7	H	W	3-0	Lester	Pino
8/8	H	W	6-5	Kazmir	Gibson
8/9	H	W	9-4	Samardzija	May
8/10	H	L	1-6	Hughes	Gregerson
Totals	6-1	40-23			

YEAR-BY-YEAR SERIES RESULTS

Year	Home	Road	Totals
1968	6-3	4-5	10-8
1969	3-6	2-7	5-13
1970	2-7	3-6	5-13
1971	5-4	5-4	10-8
1972	6-2	3-6	9-8
1973	2-7	2-7	4-14
1974	7-2	6-3	13-5
1975	6-3	6-3	12-6
1976	6-3	1-8	7-11
1977	4-3	2-5	6-8
1978	3-5	3-4	6-9
1979	2-4	2-5	4-9
1980	5-2	2-4	7-6
1981	3-0	5-2	8-2
1982	5-2	5-1	10-3
1983	4-2	5-2	9-4

Year	Home	Road	Totals
1984	4-3	1-5	5-8
1985	3-1	2-7	5-8
1986	4-3	3-3	7-6
1987	3-3	0-7	3-10
1988	4-3	4-2	8-5
1989	4-2	3-4	7-6
1990	5-2	2-4	7-6
1991	3-3	2-5	5-8
1992	4-3	4-2	8-5
1993	1-5	4-3	5-8
1994	2-2	3-0	5-2
1995	4-2	3-3	7-5
1996	4-2	3-4	7-6
1997	2-4	2-3	4-7
1998	3-3	4-1	7-4
1999	4-2	1-5	5-7

Year	Home	Road	Totals
2000	2-4	5-1	7-5
2001	1-2	3-3	4-5
2002	4-2	2-1	6-3
2003	1-2	0-6	1-8
2004	2-1	3-1	5-2
2005	3-3	3-1	6-4
2006	3-1	1-5	4-6
2007	2-1	0-4	2-5
2008	4-3	1-2	5-5
2009	4-3	2-1	6-4
2010	1-2	2-4	3-6
2011	2-3	2-1	4-4
2012	2-1	3-3	5-4
2013	4-0	2-1	6-1
2014	3-1	3-0	6-1
Totals	161-127	129-164	290-291

NEW YORK YANKEES



American League East
Yankee Stadium
One East 161st Street
Bronx, NY 10451

Switchboard: (718) 293-4300

Press Box: (718) 579-4460

Media Relations: (718) 579-4460

Media Relations FAX: (718) 293-8414

Managing General Partner / Co-Chairperson.....Harold Z. Steinbrenner

General Partner / Co-ChairpersonHenry G. Steinbrenner

Senior Vice President, General Manager Brian Cashman

Manager.....Joe Girardi

726-570 (8 seasons)

648-486 (7 seasons with New York)

Executive Director, Communications and Media Relations.....

Jason Zillo (718) 579-4515

Assistant Dir., Baseball Information.....Michael Margolis (718) 579-4503

Director, Team Travel & Player Services.....Ben Tuliebitz (718) 579-4447

Stadium.....Yankee Stadium

Capacity / Opened.....49,638 / 2009

SERIES FACTS

Longest A's Winning Streak: 16, September 9, 1989-May 1, 1991

Longest Yankees Winning Streak: 11, July 5, 2010-July 22, 2011

Last A's Series Sweep at Oakland (3 games): June 11-13, 2013

Last A's Series Sweep at Oakland (4 games): July 19-22, 2012

Last A's Series Sweep at New York (3 games): June 9-11, 2006

Last A's Series Sweep at New York (4 games): July 14-16, 1972

Last Yankees Series Sweep at Oakland (3 games): May 25-27, 2012

Last Yankees Series Sweep at Oakland (4 games): None

Last Yankees Series Sweep at New York (3 games): July 18-20, 2008

Last Yankees Series Sweep at New York (4 games): August 30-September 2, 2010

Most Runs in a Game by Oakland: 19, August 29, 1989 (19-5)

Most Runs in a Game by New York: 22, August 25, 2011 (22-9)

Widest Margin of Victory by Oakland: 14, August 29, 1989 (19-5)

Widest Margin of Victory by New York: 16, August 26, 1997 (18-2)

SERIES BREAKDOWN

	W	L	PCT.
PHI vs. Orioles (1901-02)	21	18	.538
PHI vs. Yankees (1903-54)	445	665	.401
KC vs. Yankees (1955-67)	75	183	.291
OAK vs. Yankees (1968-2014)	235	269	.466
Totals	776	1135	.406
at the Coliseum	129	122	.514
at Yankee Stadium	9	16	.360

2015 SCHEDULE

Dates	Site	Times
May 28-31	OAK	7:05, 7:05, 7:05, 1:05
July 7-9	NYN	4:05, 4:05, 10:05

2014 RECAP

Date	H-A	W-L	Score	Winner	Losers
6/3	A	W	5-2	Otero	Warren
6/4	A	W	7-4	Chavez	Ramirez
6/5	A	L	1-2	Tanaka	Pomeranz
6/13	H	L	0-4	Phelps	Gray
6/14	H	W	5-1	Kazmir	Kuroda
6/15	H	W	10-5	Chavez	Nuno
Totals	4-2	28-21			

YEAR-BY-YEAR SERIES RESULTS

Year	Home	Road	Totals	Year	Home	Road	Totals	Year	Home	Road	Totals
1968	2-7	6-3	8-10	1984	3-3	1-5	4-8	2000	1-2	2-4	3-6
1969	5-1	1-5	6-6	1985	4-2	1-5	5-7	2001	6-0	0-3	6-3
1970	4-2	2-4	6-6	1986	4-2	3-3	7-5	2002	1-2	3-3	4-5
1971	2-4	5-1	7-5	1987	4-2	3-3	7-5	2003	4-2	2-1	6-3
1972	4-2	5-1	9-3	1988	4-2	2-4	6-6	2004	1-2	1-5	2-7
1973	5-1	3-3	8-4	1989	4-2	5-1	9-3	2005	1-5	1-2	2-7
1974	3-3	2-4	5-7	1990	6-0	6-0	12-0	2006	2-1	4-2	6-3
1975	3-3	3-3	6-6	1991	3-3	3-3	6-6	2007	2-1	2-1	4-2
1976	2-4	4-2	6-6	1992	4-2	2-4	6-6	2008	1-2	0-3	1-5
1977	1-4	1-5	2-9	1993	4-2	2-4	6-6	2009	1-2	1-5	2-7
1978	2-3	0-5	2-8	1994	2-4	3-3	5-7	2010	1-5	0-4	1-9
1979	1-5	2-4	3-9	1995	5-1	4-3	9-4	2011	0-3	3-3	3-6
1980	3-3	1-5	4-8	1996	1-5	2-4	3-9	2012	4-3	1-2	5-5
1981	2-2	1-2	3-4	1997	3-2	2-4	5-6	2013	3-0	2-1	5-1
1982	3-3	2-4	5-7	1998	2-4	1-4	3-8	2014	2-1	2-1	4-2
1983	2-4	2-4	4-8	1999	2-4	2-2	4-6	Totals	129-122	106-147	235-269

OPPONENTS

SEATTLE MARINERS



American League West
Safeco Field

1250 First Avenue South
Seattle, WA 98134

Switchboard: (206) 346-4000

Press Box: (206) 346-4639, 4622

Media Relations: (206) 346-4000

Media Relations FAX: (206) 346-4400

Chairman, Chief Executive Officer..... Howard Lincoln
President, Chief Operating Officer..... Kevin Mather
Executive V.P., Baseball Operations & General Manager . Jack Zduriencik
Manager..... Lloyd McClendon

423-521 (6 seasons)

87-75 (1 season with Seattle)

Senior Director, Baseball InformationTim Hevly (206) 346-4402

Assistant Director, Baseball InformationJeff Evans (206) 346-4403

Director, Team Travel Ron Spelley (206) 346-4304

Stadium Safeco Field

Capacity / Opened47,574 / 1999

SERIES FACTS

Longest A's Winning Streak: 15, April 7-August 16, 2006

Longest Mariners Winning Streak: 7, September 26, 2008-May 1, 2009

Last A's Series Sweep at Oakland (3 games): September 28-30, 2012

Last A's Series Sweep at Oakland (4 games): September 10-13, 1992

Last A's Series Sweep at Seattle (3 games): September 7-9, 2012

Last A's Series Sweep at Seattle (4 games): Sept. 30-Oct. 3, 2010

Last Mariners Series Sweep at Oakland (3 games): April 10-12, 2009

Last Mariners Series Sweep at Oakland (4 games): None

Last Mariners Series Sweep at Seattle (3 games): August 1-3, 2011

Last Mariners Series Sweep at Seattle (4 games): August 12-15, 1991

Most Runs in a Game by Oakland: 16, April 17, 1981 (16-1)

Most Runs in a Game by Seattle: 15 (three times), last: August 6, 1995 (15-8)

Widest Margin of Victory by Oakland: 15, April 17, 1981 (16-1)

Widest Margin of Victory by Seattle: 13, July 2, 2003 (13-0)

SERIES BREAKDOWN

	W	L	PCT.
OAK vs. Mariners (1977-2014)	321	245	.567
Totals	321	245	.567
at the Coliseum	176	107	.622
at Safeco Field	68	73	.482

2015 SCHEDULE

Dates	Site	Times
April 10-12	OAK	7:05, 1:05, 1:05
May 8-10	SEA	7:10, 6:10, 1:10
July 2-5	OAK	7:05, 6:05, 1:05, 1:05
August 24-26	SEA	7:10, 7:10, 12:40
September 4-6	OAK	7:05, 6:05, 1:05
October 2-4	SEA	7:10, 6:10, 1:10

2014 RECAP

Date	H-A	W-L	Score	Winner	Loser
4/3	H	W	3-2	Pomeranz	Noesi
4/5	H	L	1-3	Hernandez	Straily
4/6	H	W	6-3	Gray	Ramirez
4/11	A	L	4-6	Hernandez	Milone
4/12	A	W	3-1	Gray	Ramirez
4/13	A	W	3-0	Otero	Furbush
5/5	H	L	2-4	Young	Kazmir
5/6	H	L	3-8	Elias	Chavez
5/7 (1)	H	L	4-6	Medina	Cook
5/7 (2)	H	W	2-0	Pomeranz	Ramirez
7/11	A	L	2-3	Hernandez	Samardzija
7/12	A	L	2-6	Iwakuma	Chavez
7/13	A	W	4-1	Gray	Young
9/1	H	W	6-1	Hammel	Young
9/2	H	L	5-6	Paxton	Gray
9/3	H	L	1-2	Hernandez	Lester
9/12	A	L	2-4	Paxton	Hammel
9/13	A	W	3-2	Gregerson	Rodney
9/14	A	W	4-0	Lester	Young
Totals	9-10	60-58			

YEAR-BY-YEAR SERIES RESULTS

Year	Home	Road	Totals
1977	3-4	4-4	7-8
1978	7-1	6-1	13-2
1979	5-1	3-4	8-5
1980	4-3	4-2	8-5
1981	3-1	3-0	6-1
1982	4-3	2-4	6-7
1983	4-2	5-2	9-4
1984	6-1	2-4	8-5
1985	5-1	3-4	8-5
1986	5-2	5-1	10-3
1987	3-3	2-5	5-8
1988	5-2	4-2	9-4
1989	5-1	4-3	9-4
1990	4-3	5-1	9-4

Year	Home	Road	Totals
1991	6-0	0-7	6-7
1992	7-0	5-1	12-1
1993	3-3	6-1	9-4
1994	2-2	2-1	4-3
1995	5-2	2-4	7-6
1996	5-2	3-3	8-5
1997	2-4	3-3	5-7
1998	3-3	2-4	5-7
1999	4-2	2-4	6-6
2000	4-2	5-2	9-4
2001	5-5	4-5	9-10
2002	4-5	4-6	8-11
2003	5-5	2-7	7-12
2004	7-3	4-5	11-8

Year	Home	Road	Totals
2005	6-3	6-3	12-6
2006	9-0	8-2	17-2
2007	1-8	4-6	5-14
2008	6-3	4-6	10-9
2009	4-6	1-8	5-14
2010	7-2	6-4	13-6
2011	5-4	4-6	9-10
2012	6-4	6-3	12-7
2013	4-6	4-5	8-11
2014	4-6	5-4	9-10
Totals	177-108*	144-137	321-245

*includes 1-1 in Tokyo, Japan

TAMPA BAY RAYS



American League East
Tropicana Field
One Tropicana Drive
St. Petersburg, FL 33705
Switchboard: (727) 825-3137
Press Box: (727) 825-3129
Media Relations: (727) 825-3242
Communications FAX: (727) 825-3111

Principal OwnerStuart L. Sternberg
PresidentBrian Auld
President, Baseball Operations Matt Silverman
ManagerKevin Cash
0-0 (1st season)
Vice President, CommunicationsRick Vaughn (727) 825-3237
Senior Director, CommunicationsDave Haller (727) 825-3485
Director, Team Travel & Clubhouse OperationsChris Westmoreland
StadiumTropicana Field
Capacity / Opened31,042 / 1998

SERIES FACTS

Longest A's Winning Streak: 7 (twice), last: Sept. 2, 2001-May 26, 2002
Longest Rays Winning Streak: 6, May 26-September 4, 1998
Last A's Series Sweep at Oakland (3 games): August 30-September 1, 2013
Last A's Series Sweep at Oakland (4 games): None
Last A's Series Sweep at Tampa Bay (3 games): None
Last A's Series Sweep at Tampa Bay (4 games): September 10-13, 1999
Last Rays Series Sweep at Oakland (3 games): None
Last Rays Series Sweep at Oakland (4 games): None
Last Rays Series Sweep at Tampa Bay (3 games): April 19-21, 2013
Last Rays Series Sweep at Tampa Bay (4 games): July 24-27, 1998
Most Runs in a Game by Oakland: 17, September 15, 2000 (17-3)
Most Runs in a Game by Tampa Bay: 14 (twice), last: August 25, 2007 (14-3)
Widest Margin of Victory by Oakland: 13, May 30, 2001 (15-2)
Widest Margin of Victory by Tampa Bay: 11, August 25, 2007 (14-3)

SERIES BREAKDOWN

	W	L	PCT.
OAK vs. Rays (1998-2014)	93	57	.620
Totals	93	57	.620
at the Coliseum	52	22	.703
at Tropicana Field	41	35	.539

2015 SCHEDULE

Dates	Site	Times
May 21-24	TB	4:10, 4:10, TBD, 10:10
August 21-23	OAK	7:05, 6:05, 1:05

2014 RECAP

Date	H-A	W-L	Score	Winner	Loser
5/20	A	W	3-0	Pomeranz	Odorizzi
5/21	A	W	3-2	Milone	Bedard
5/22	A	L	2-5	Leuke	Otero
8/4	H	W	3-2	Cook	Balfour
8/5	H	W	3-0	Hammel	Smyly
8/6	H	L	3-7	Hellickson	Gray
Totals	4-2	17-16			

YEAR-BY-YEAR SERIES RESULTS

Year	Home	Road	Totals	Year	Home	Road	Totals	Year	Home	Road	Totals
1998	3-2	2-4	5-6	2004	3-0	4-2	7-2	2010	4-3	0-2	4-5
1999	5-1	4-0	9-1	2005	3-0	1-5	4-5	2011	3-1	2-1	5-2
2000	3-1	4-1	7-2	2006	4-2	2-1	6-3	2012	1-2	4-2	5-4
2001	5-1	2-1	7-2	2007	1-2	3-4	4-6	2013	3-0	0-3	3-3
2002	3-0	5-1	8-1	2008	2-4	1-2	3-6	2014	2-1	2-1	4-2
2003	5-1	1-2	6-3	2009	2-1	4-3	6-4	Totals	52-22	41-35	93-57

MAJOR LEAGUE BASEBALL DIRECTORY

Office of the Commissioner • 245 Park Avenue • New York, NY 10167 • (212) 931-7800

Chief Communications Officer: Patrick Courtney (212) 931-7878
Senior Vice President, Club Relations: Phyllis Merhige (212) 931-7616
Senior Vice President, Club Relations & Scheduling: Katy Feeny (212) 931-7706



TEXAS RANGERS



American League West
Globe Life Park in Arlington
1000 Ballpark Way, Suite 400
Arlington, TX 76011

Switchboard: (817) 273-5222

Press Box: (817) 273-5017, 5074

Media Relations: (817) 273-5203

Media Relations FAX: (817) 273-5110

Co-Chairmen Ray C. Davis, Bob R. Simpson
President of Baseball Operations and General Manager Jon Daniels
Manager Jeff Banister

0-0 (1st season)

Executive Vice President, Communications John Blake (817) 273-5208

Senior Director, Media Relations Rich Rice (817) 273-5204

Manager, Media Services Brian SanFilippo (817) 436-5909

Director of Travel Josh Shelton

Stadium Globe Life Park in Arlington

Capacity / Opened 48,114 / 1994

SERIES FACTS

Longest A's Winning Streak: 9 (twice), last: June 26, 2003-April 6, 2004

Longest Rangers Winning Streak: 13, July 6, 1977-May 18, 1978

Last A's Series Sweep at Oakland (3 games): October 1-3, 2012

Last A's Series Sweep at Oakland (4 games): None

Last A's Series Sweep at Texas (3 games): April 28-30, 2014

Last A's Series Sweep at Texas (4 games): July 21-24, 2005

Last Rangers Series Sweep at Oakland (3 games): September 16-18, 2014

Last Rangers Series Sweep at Oakland (4 games): Sept. 23-25, 1977

Last Rangers Series Sweep at Texas (3 games): September 7-9, 2007

Last Rangers Series Sweep at Texas (4 games): July 7-10, 2011

Most Runs in a Game by Oakland: 23, September 30, 2000 (23-2)

Most Runs in a Game by Texas: 17, May 5, 2000 (17-16)

Widest Margin of Victory by Oakland: 21, Sept. 30, 2000 (23-2)

Widest Margin of Victory by Texas: 14, August 9, 2006 (14-0)

SERIES BREAKDOWN

	W	L	PCT.
KC vs. Senators (1961-67)	63	62	.504
OAK vs. Senators (1968-71)	34	20	.630
OAK vs. Rangers (1972-2014)	322	334	.491
Totals	419	416	.502
at the Coliseum	169	158	.517
at Globe Life Park	86	88	.494

2015 SCHEDULE

Dates	Site	Times
April 6-9	OAK	7:05, 7:05, 7:05, 12:35
May 1-3	TEX	5:05, 5:05, 12:05
June 9-11	OAK	7:05, 7:05, 12:35
June 23-25	TEX	5:05, 5:05, 11:05
Sept. 11-13	TEX	5:05, 5:05, 12:05
Sept. 22-24	OAK	7:05, 7:05, 12:35

2014 RECAP

Date	H-A	W-L	Score	Winner	Loser
4/21	H	L	3-4	Cotts	Doolittle
4/22	H	L	4-5	Ogando	Gregerson
4/23	H	L	0-3	Perez	Gray
4/28	A	W	4-0	Gray	Darvish
4/29	A	W	9-3	Kazmir	Perez
4/30	A	W	12-1	Chavez	Ross
6/16	H	L	8-14	Lewis	Pomeranz
6/17	H	W	10-6	Milone	Darvish
6/18	H	W	4-2	Gray	Tepesch
7/25	A	L	1-4	Williams	Hammel
7/26	A	W	5-1	Gray	Tepesch
7/27	A	W	9-3	Kazmir	Mikolas
9/16	H	L	3-6	Tepesch	Kazmir
9/17	H	L	1-6	Ross	Doolittle
9/18	H	L	2-7	Martinez	Gray
9/25	A	L	1-2	Felix	Gregerson
9/26	A	W	6-2	Kazmir	Tepesch
9/27	A	L	4-5	Patton	Samardzija
9/28	A	W	4-0	Gray	Martinez
Totals		9-10	90-74		

YEAR-BY-YEAR SERIES RESULTS

Year	Home	Road	Totals	Year	Home	Road	Totals	Year	Home	Road	Totals
1972	4-2	7-2	11-4	1987	3-4	3-3	6-7	2002	8-2	5-4	13-6
1973	7-2	4-5	11-7	1988	4-2	4-3	8-5	2003	8-1	7-3	15-4
1974	3-6	5-4	8-10	1989	4-3	4-2	8-5	2004	6-4	5-5	11-9
1975	6-3	6-3	12-6	1990	3-3	5-2	8-5	2005	4-6	7-2	11-8
1976	4-5	3-6	7-11	1991	2-5	2-4	4-9	2006	4-5	5-5	9-10
1977	2-6	0-7	2-13	1992	4-2	5-2	9-4	2007	6-4	3-6	9-10
1978	4-2	2-7	6-9	1993	4-3	1-5	5-8	2008	4-6	3-6	7-12
1979	1-6	1-5	2-11	1994	3-3	4-0	7-3	2009	6-4	5-4	11-8
1980	3-3	4-3	7-6	1995	3-4	2-4	5-8	2010	5-5	4-5	9-10
1981	2-1	2-1	4-2	1996	3-3	4-3	7-6	2011	4-6	2-7	6-13
1982	3-3	2-5	5-8	1997	3-3	2-4	5-7	2012	7-2	4-6	11-8
1983	2-5	0-6	2-11	1998	2-4	4-2	6-6	2013	4-5	6-4	10-9
1984	5-1	3-4	8-5	1999	4-2	1-5	5-7	2014	2-7	7-3	9-10
1985	3-4	3-3	6-7	2000	4-2	1-5	5-7	Totals	169-158	153-176	322-334
1986	2-4	1-6	3-10	2001	4-5	5-5	9-10				

TORONTO BLUE JAYS



American League East

Rogers Centre

1 Blue Jays Way, Suite 3200

Toronto, Ontario M5V 1J1

Switchboard: (416) 341-1000

Press Box: (416) 341-1178

Media Relations: (416) 341-1303

Media Relations FAX: (416) 341-1250

Vice Chairman, Rogers Communications Inc Phil Lind
 President and Chief Executive Officer Paul Beeston
 Senior VP, Baseball Operations and General Manager.. Alex Anthopoulos
 Manager John Gibbons
 462-472 (7 seasons)

Vice President, Communications.....Jay Stenhouse (416) 341-1248
 Manager, Baseball Information Mal Romanin (416) 341-1249
 Coordinator, Baseball Information.....Erik Grosman (416) 341-1252
 Director, Team Travel and Clubhouse Operations
 Mike Shaw (416) 341-1251

Stadium Rogers Centre
 Capacity / Opened 49,286 / 1989

SERIES FACTS

Longest A's Winning Streak: 9, July 22, 1980-May 24, 1981
 Longest Blue Jays Winning Streak: 8, June 18-September 15, 1982
 Last A's Series Sweep at Oakland (3 games): July 31-August 2, 2000
 Last A's Series Sweep at Oakland (4 games): July 3-6, 2014
 Last A's Series Sweep at Toronto (3 games): April 8-10, 2008
 Last A's Series Sweep at Toronto (4 games): None
 Last Blue Jays Series Sweep at Oakland (3 games): August 30-September 1, 1993
 Last Blue Jays Series Sweep at Oakland (4 games): None
 Last Blue Jays Series Sweep at Toronto (3 games): May 23-25, 2014
 Last Blue Jays Series Sweep at Toronto (4 games): August 4-7, 2008
 Most Runs in a Game by Oakland: 17 (twice), last: August 24, 2003 (17-2)
 Most Runs in a Game by Toronto: 18, July 29, 1995 (18-11)
 Widest Margin of Victory by Oakland: 16, July 25, 2012 (16-0)
 Widest Margin of Victory by Toronto: 12 (twice), last: May 29, 2008 (12-0)

SERIES BREAKDOWN

	W	L	PCT.
OAK vs. Blue Jays (1977-2014)	211	182	.537
Totals	211	182	.537
at the Coliseum	104	93	.528
at Rogers Centre	66	55	.545

2015 SCHEDULE

Dates	Site	Times
July 21-23	OAK	7:05, 7:05, 12:35
August 11-13	TOR	4:07, 4:07, 9:37

2014 RECAP

Date	H-A	W-L	Score	Winner	Losers
5/23	A	L	2-3	Hendriks	Kazmir
5/24	A	L	2-5	Dickey	Chavez
5/25	A	L	1-3	Happ	Pomeranz
7/3	H	W	4-1	Gray	Dickey
7/4	H	W	1-0	Otero	Jenkins
7/5	H	W	5-1	Kazmir	Buehrle
7/6	H	W	4-2	Samardzija	Hutchison
Totals	4-3	19-15			

YEAR-BY-YEAR SERIES RESULTS

Year	Home	Road	Totals	Year	Home	Road	Totals	Year	Home	Road	Totals
1977	2-3	5-0	7-3	1991	3-3	3-3	6-6	2005	4-3	1-2	5-5
1978	5-0	2-4	7-4	1992	3-3	3-3	6-6	2006	3-1	3-3	6-4
1979	2-4	2-4	4-8	1993	1-5	4-2	5-7	2007	2-4	3-0	5-4
1980	4-2	4-2	8-4	1994	2-1	3-0	5-1	2008	1-2	3-4	4-6
1981	6-0	4-2	10-2	1995	2-3	1-4	3-7	2009	2-4	1-2	3-6
1982	0-6	3-3	3-9	1996	1-5*	3-3	4-8	2010	2-1	1-3	3-4
1983	4-2	2-4	6-6	1997	4-1	2-4	6-5	2011	2-2	3-3	5-5
1984	2-4	2-4	4-8	1998	3-3	2-3	5-6	2012	3-3	2-1	5-4
1985	2-4	3-3	5-7	1999	2-2	6-0	8-2	2013	1-2	3-1	4-3
1986	5-1	3-3	8-4	2000	4-2	3-1	7-3	2014	4-0	0-3	4-3
1987	3-3	4-2	7-5	2001	2-1	4-2	6-3	Totals	104-95*	107-87	211-182
1988	3-3	6-0	9-3	2002	3-3	0-3	3-6				
1989	4-2	3-3	7-5	2003	2-1	3-1	5-2				
1990	2-4	5-1	7-5	2004	4-2	2-1	6-3				

*includes 0-2 in Las Vegas

OPPONENTS

ARIZONA DIAMONDBACKS



National League West
Chase Field
401 East Jefferson Street
Phoenix, AZ 85004
Switchboard: (602) 462-6500
Press Box: (602) 462-4565
Media Relations: (602) 462-6519
Media Relations FAX: (602) 462-6527

Managing General Partner Ken Kendrick
President & Chief Executive Officer Derrick Hall
Chief Baseball Officer Tony La Russa
Senior Vice President & General Manager Dave Stewart
Manager Chip Hale
0-0 (1st season)

Senior Vice President, Communications Josh Rawitch (602) 462-6746
Director, Player and Media Relations Casey Wilcox (602) 462-6661
Senior Manager, Player and Media Relations Patrick O'Connell (602) 462-6586
Senior Director, Team Travel Roger Riley (602) 462-6512
Stadium Chase Field
Capacity / Opened 48,519 / 1998

SERIES FACTS

Longest A's Winning Streak: 3, July 6-8, 2001
Longest Diamondbacks Winning Streak: 4, June 18, 2008-May 23, 2009
Last A's Series Sweep at Arizona: July 6-8, 2001
Last Diamondbacks Series Sweep at Oakland: June 30-July 2, 2006
Last Diamondbacks Series Sweep at Arizona: June 8-10, 2012
Most Runs in a Game by Oakland: 15, June 17, 2008 (15-1)
Most Runs in a Game by Arizona: 12, June 7, 1998 (12-4)
Widest Margin of Victory by Oakland: 14, June 17, 2008 (15-1)
Widest Margin of Victory by Arizona: 10, June 18, 2008 (11-1)

SERIES BREAKDOWN

	W	L	PCT.
OAK vs. Diamondbacks (1998-2012)	13	14	.481
Totals	13	14	.481
at the Coliseum	7	8	.467
at Chase Field	6	6	.500

2015 SCHEDULE

Dates	Site	Times
August 28-30	ARZ	6:40, 5:10, 1:10

YEAR-BY-YEAR SERIES RESULTS

Year	Home	Road	Totals
1998	2-1	0-0	2-1
1999	0-0	2-1	2-1
2000	2-1	0-0	2-1
2001	0-0	3-0	3-0
2006	0-3	0-0	0-3
2008	0-0	1-2	1-2
2009	1-2	0-0	1-2
2011	2-1	0-0	2-1
2012	0-0	0-3	0-3
Totals	7-8	6-6	13-14

COLORADO ROCKIES



National League West
Coors Field
2001 Blake Street
Denver, CO 80205
Switchboard: (303) 292-0200
Press Box: (303) 312-2326
Media Relations: (303) 312-2325
Media Relations FAX: (303) 312-2319

Owner/Chairman and Chief Executive Officer Richard L. Monfort
Owner/General Partner Charles K. Monfort
Senior Vice President and General Manager Jeff Birdich
Manager Walt Weiss
140-184 (2 seasons)

Director, Communications Warren Miller
Assistant Director, Communications Nick Piburn (303) 312-2329
Stadium Coors Field
Capacity / Opened 50,398 / 1995

SERIES FACTS

Longest A's Winning Streak: 4, July 18, 1999-July 17, 2000
Longest Rockies Winning Streak: 3 (twice), last: June 26-28, 2009
Last A's Series Sweep at Oakland: July 15-17, 2001
Last A's Series Sweep at Colorado: June 12-14, 2012
Last Rockies Series Sweep at Oakland: June 26-28, 2009
Most Runs in a Game by Oakland: 11, July 17, 2000 (11-10)
Most Runs in a Game by Colorado: 18, July 18, 2000 (18-3)
Widest Margin of Victory by Oakland: 5, July 19, 1999 (10-5)
Widest Margin of Victory by Colorado: 15, July 18, 2000 (18-3)

SERIES BREAKDOWN

	W	L	PCT.
OAK vs. Rockies (1997-2012)	13	12	.520
Totals	13	12	.520
at the Coliseum	7	4	.636
at Coors Field	6	8	.429

2015 SCHEDULE

Dates	Site	Times
June 29-July 1	OAK	7:05, 7:05, 12:35

YEAR-BY-YEAR SERIES RESULTS

Year	Home	Road	Totals
1997	1-1	0-2	1-3
1998	0-0	1-2	1-2
1999	3-0	0-0	3-0
2000	0-0	1-2	1-2
2001	3-0	0-0	3-0
2006	0-0	1-2	1-2
2009	0-3	0-0	0-3
2012	0-0	3-0	3-0
Totals	7-4	6-8	13-12

LOS ANGELES DODGERS



National League West
 Dodger Stadium
 1000 Elysian Park Avenue
 Los Angeles, CA 90012
Switchboard: (323) 224-1500
Press Box: (323) 224-1425
Media Relations: (323) 224-1301
Media Relations FAX: (323) 224-1459

Chairman & Owner.....Mark Walter
 President & CEO.....Stan Kasten
 President of Baseball Operations.....Andrew Friedman
 General Manager.....Farhan Zaidi
 Manager.....Don Mattingly
 354-293 (4 seasons)
 Director, Public Relations.....Joe Jareck (323) 224-1549
 Assistant Director, Public Relations.....Yvonne Carrasco (323) 224-4220
 Director, Team Travel.....Scott Akasaki (323) 224-2634
 Stadium.....Dodger Stadium
 Capacity / Opened.....56,000 / 1962

SERIES FACTS

Longest A's Winning Streak: 4, June 11, 1999-June 9, 2000
 Longest Dodgers Winning Streak: 3, June 13-August 29, 1997
 Last A's Series Sweep at Oakland: June 19-21, 2012
 Most Runs in a Game by Oakland: 12, June 11, 1999 (12-6)
 Most Runs in a Game by Los Angeles: 7 (three times), last: July 13, 2001
 Widest Margin of Victory by Oakland: 6 (four times), last: July 12, 2001 (6-0)
 Widest Margin of Victory by Los Angeles: 6, August 28, 1997 (7-1)

SERIES BREAKDOWN

	W	L	PCT.
OAK vs. Dodgers (1997-2012)	16	9	.640
Totals	16	9	.640
at the Coliseum	12	2	.857
at Dodger Stadium	4	7	.364

2015 SCHEDULE

Dates	Site	Times
July 28-29	LAD	7:10, 7:10
August 18-19	OAK	7:05, 12:35

YEAR-BY-YEAR SERIES RESULTS

Year	Home	Road	Totals
1997	1-1	0-2	1-3
1998	0-0	1-2	1-2
1999	3-0	0-0	3-0
2000	0-0	2-1	2-1
2001	2-1	0-0	2-1
2006	3-0	0-0	3-0
2009	0-0	1-2	1-2
2012	3-0	0-0	3-0
Totals	12-2	4-7	16-9

SAN DIEGO PADRES



National League West
 PETCO Park
 100 Park Boulevard
 San Diego, CA 92101
Switchboard: (619) 795-5000
Press Box: (619) 795-5267
Media Relations: (619) 795-5000
Media Relations FAX: (619) 795-5266

Executive Chairman.....Ron Fowler
 President and Chief Executive Officer.....Mike Dee
 Executive Vice President, General Manager.....A.J. Preller
 Manager.....Bud Black
 617-680 (8 seasons)
 Director, Communications.....Shana Wilson (619) 795-5261
 Manager, Media Relations.....Josh Ishoo (619) 795-5258
 Director, Team Travel & Equipment Manager.....Brian Prilaman
 Stadium.....Petco Park
 Capacity / Opened.....42,524 / 2004

SERIES FACTS

Longest A's Winning Streak: 5, June 5, 2000-June 13, 2001
 Longest Padres Winning Streak: 3, June 14, 2001-June 28, 2006
 Last A's Series Sweep at Oakland: June 5-7, 2000
 Most Runs in a Game by Oakland: 12, June 30, 1998 (12-10)
 Most Runs in a Game by San Diego: 15, June 30, 1997 (15-6)
 Widest Margin of Victory by Oakland: 8, June 15, 2012 (10-2)
 Widest Margin of Victory by San Diego: 9, June 30, 1997 (15-6)

SERIES BREAKDOWN

	W	L	PCT.
OAK vs. Padres (1997-2012)	16	9	.640
Totals	16	9	.640
at the Coliseum	8	3	.727
at Petco Park	3	3	.500

2015 SCHEDULE

Dates	Site	Times
June 15-16	SD	7:10, 12:40
June 17-18	OAK	7:05, 12:35

YEAR-BY-YEAR SERIES RESULTS

Year	Home	Road	Totals
1997	1-1	2-0	3-1
1998	2-1	0-0	2-1
1999	0-0	1-2	1-2
2000	3-0	0-0	3-0
2001	0-0	2-1	2-1
2006	0-0	1-2	1-2
2009	0-0	2-1	2-1
2012	2-1	0-0	2-1
Totals	8-3	8-6	16-9

OPPONENTS

SAN FRANCISCO GIANTS



National League West

AT&T Park

24 Willie Mays Plaza

San Francisco, CA 94107

Switchboard: (415) 972-2000

Press Box: (415) 972-2450/2451

Media Relations: (415) 972-2445

Media Relations FAX: (415) 947-2800

President and Chief Executive Officer Laurence M. Baer

Senior Vice President, General Manager Brian R. Sabean

Manager Bruce Bochy

1618-1604 (20 seasons)

667-629 (8 seasons with San Francisco)

Senior Director, Broadcast Services Maria Jacinto (415) 972-2447

Senior Director, Media Relations Jim Moorehead (415) 972-2449

Director, Baseball Information Matt Chisholm (415) 972-2441

Director, Team Travel Bret Alexander

Stadium AT&T Park

Capacity / Opened 41,915 / 2000

SERIES FACTS

Longest A's Winning Streak: 7, June 8, 2007-June 27, 2008

Longest Giants Winning Streak: 6, June 11, 2010-May 22, 2011

Last A's Series Sweep at Oakland (2 games): July 7-8, 2014

Last A's Series Sweep at Oakland (3 games): June 17-19, 2011

Last A's Series Sweep at San Francisco (3 games): June 13-15, 2008

Last Giants Series Sweep at Oakland (3 games): None

Last Giants Series Sweep at San Francisco (3 games): May 20-22, 2011

Most Runs in a Game by Oakland: 16, June 26, 2005 (16-0)

Most Runs in a Game by San Francisco: 15, June 30, 1997 (15-6)

Widest Margin of Victory by Oakland: 16, June 26, 2005 (16-0)

Widest Margin of Victory by San Francisco: 16, June 4, 2000 (18-2)

SERIES BREAKDOWN

	W	L	PCT.
OAK vs. Giants (1997-2014)	53	47	.530
Totals	53	47	.530
at the Coliseum	31	19	.620
at AT&T Park	18	25	.419

2015 SCHEDULE

Dates	Site	Times
July 24-26	SF	7:15, TBD, 1:05
Sept. 25-27	OAK	7:05, 1:05, 1:05

2014 RECAP

Date	H-A	W-L	Score	Winner	Loser
7/7	H	W	5-0	Chavez	Vogelsong
7/8	H	W	6-1	Gray	Bumgarner
7/9	A	L	2-5	Cain	Hammel
7/10	A	W	6-1	Kazmir	Hudson
Totals	3-1	19-7			

YEAR-BY-YEAR SERIES RESULTS

Year	Home	Road	Totals	Year	Home	Road	Totals	Year	Home	Road	Totals
1997	1-1	1-1	2-2	2004	1-2	2-1	3-3	2011	3-0	0-3	3-3
1998	0-2	2-0	2-2	2005	3-0	1-2	4-2	2012	1-2	1-2	2-4
1999	2-1	1-2	3-3	2006	1-2	2-1	3-3	2013	2-0	1-1	3-1
2000	2-1	1-2	3-3	2007	2-1	3-0	5-1	2014	2-0	1-1	3-1
2001	2-1	0-3	2-4	2008	1-2	3-0	4-2	Totals	31-19	22-28	53-47
2002	2-1	2-1	4-2	2009	1-2	0-3	1-5				
2003	2-1	1-2	3-3	2010	3-0	0-3	3-3				

OAKLAND A'S TOP HITTING STREAKS

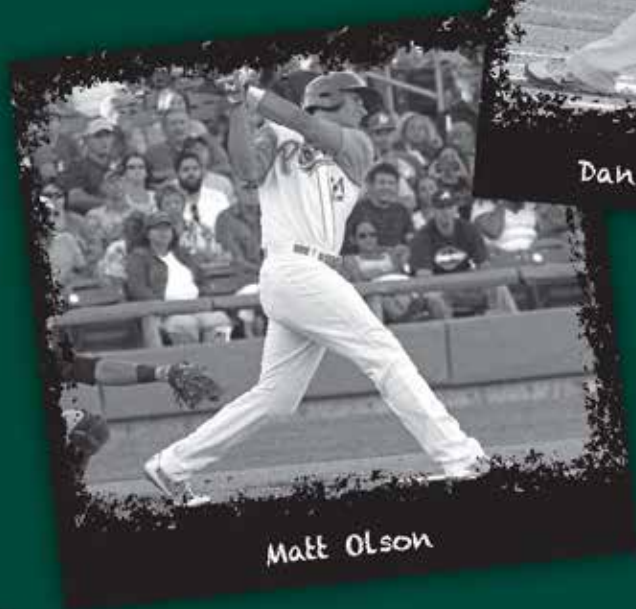
G	Player	Year	G	Player	Year	G	Player	Year
25	Jason Giambi	1997	17	Mark Ellis	2010-11	16	Mark Kotsay	2006
24	Miguel Tejada	2002		Terrence Long	2000		Jermaine Dye	2001
	Carney Lansford	1984		Jason Giambi	1998		Jason Giambi	1998
22	Eric Byrnes	2003		Brent Gates	1995		Gene Tenace	1975
19	Jason Giambi	1996		Geronimo Berroa	1995		Danny Cater	1969
	Carney Lansford	1989		Stan Javier	1994			
	Carney Lansford	1983		Carney Lansford	1988			
18	Jason Giambi	1999		Luis Polonia	1987			
	Scott Spiezio	1998		Donnie Hill	1985			
	Mark McGwire	1995		Mike Edwards	1978			
				Joe Rudi	1972			
				Bert Campaneris	1972			



Matt Olson and
Daniel Robertson
were named the
A's Organization
Co-Hitters of the Year



Daniel Robertson



Matt Olson

PLAYER DEVELOPMENT

ATHLETICS MINOR LEAGUE DIRECTORY

SCOUTING DIRECTORY

Director of Scouting	Eric Kubota
Director of Professional Scouting/Baseball Development	Dan Feinstein
Director of Player Personnel	Billy Owens
Director of Latin American Operations	Raymond Abreu
Assistant Director of Scouting	Michael Holmes
Coordinator of Latin American Scouting	Julio Franco
Professional Scouts	Will Schock, John McLaren, Mike Ziegler, Jeff Bittiger, Steve Sharpe, Tom Thomas, Dan Freed
West Coast Supervisor	Scott Kidd
Midwest Supervisor	Ron Marigny
East Coast Supervisor	Marc Sauer
Northeast Supervisor	Pat Portugal
Scouting Assistant	Ben Lowry

PLAYER DEVELOPMENT DIRECTORY

Director of Player Development	Keith Lieppman
Director of Minor League Operations	Ted Polakowski
Director of Baseball Administration	Pamela Pitts
Executive Assistant of Baseball Operations	Betty Shinoda
Minor League Hitting Coordinator	Greg Sparks
Minor League Pitching Coordinator	Garvin Alston
Minor League Defensive, Baserunning and Bunting Coordinator	Juan Navarrete
Minor League Field Coordinator	Aaron Nieckula
Coordinator of Medical Services	Larry Davis
Minor League Medical Coordinator	Jeff Collins
Minor League Strength and Conditioning Coordinator	Josh Cuffe
Minor League Strength and Conditioning Assistant Coordinator	Sean Doran
Minor League Pitching Rehab Coordinator	Craig Lefferts
Minor League Rehab Coordinator	Nate Brooks
Minor League Video Coordinator	Mark Smith
Major and Minor League Coordinator of EAP Services	Dr. Marc Strickland
Arizona Clubhouse Manager	James Gibson
Arizona Clubhouse Staff	Chad Yaconetti
Arizona Grounds Keeper	Chad Huss
Administrative Assistant Player Development	Nancy Moriuchi

TERRITORIAL SCOUTS

Name	Territory	Resides
Neil Avent	North Carolina, South Carolina, Virginia, West Virginia	Greensboro, NC
Yancy Ayres	Kansas, Oklahoma, Nebraska, Western Missouri, Arkansas	Topeka, KS
Armann Brown	Texas	Houston, TX
Jermaine Clark	Northern California, Northern Nevada	Discovery Bay, CA
Jim Coffman	Washington, Idaho, Oregon, Montana, Western Canada	Portland, OR
Craig Conklin	Southern California	Malibu, CA
Matt Higginson	Canada, Western New York, Western Pennsylvania	Burlington, ON
Kevin Mello	Illinois, Iowa, Minnesota, Eastern Missouri, North Dakota, South Dakota, Wisconsin, Central Canada	Chicago, IL
Kelcey Mucker	Alabama, Louisiana, Mississippi, North Florida	Baton Rouge, LA
Trevor Ryan	Arizona, Colorado, Southern Nevada, New Mexico, Utah, Wyoming	Escondido, CA
Trevor Schaffer	Florida	Belleair, FL
Rich Sparks	Indiana, Kentucky, Michigan, Ohio	Macomb Township, MI
Jemel Spearman	Georgia, Tennessee	Cumming, GA
JT Stotts	Southern California, Hawaii	Moorpark, CA
Ron Vaughn	New Jersey, Delaware, Maryland, New England, Eastern New York, Eastern Pennsylvania	Windsor, CT

INTERNATIONAL SCOUTS

Territory	Name
Dominican Republic	Juan Carlos De La Cruz, Angel Eusebio, Pablo Marmol, Amaury Reyes
Venezuela	Ruben Barradas, Andri Garcia, Oswaldo Troconis, Juan Carlos Villanueva
Panama/Nicaragua	Juan Mosquera
Colombia	Tito Quintero
South Korea	Lewis Kim
Taiwan	Adam Hislop

ATHLETICS SCOUTING ASSIGNMENTS



Neil Avent
NC, SC, VA, WV



Yancy Ayres
KS, OK, NE, W.
MO, AR



Jeff Bittiger
Professional Scout



Armann Brown
TX



Jermaine Clark
No CA, No NV



Jim Coffman
WA, ID, OR, MT,
Western Canada



Craig Conklin
Southern
California



Dan Freed
Professional Scout



Matt Higginson
Canada, Western
NY, Western PA



Michael Holmes
Assistant Director
of Scouting



Scott Kidd
West Coast
Supervisor



Ron Marigny
Midwest
Supervisor



John McLaren
Professional Scout



Kevin Mello
IL, IA, MN, E MO,
ND, SD, WI, Cent
Canada



Kelcey Mucker
AL, LA, MS, No. FL



Pat Portugal
Northeast
Supervisor



Trevor Ryan
AZ, CO, So. NV,
NM, UT, WY



Marc Sauer
East Coast
Supervisor



Trevor Schaffer
FL



Will Schock
Professional Scout



Steve Sharpe
Professional Scout



Rich Sparks
IN, KY, MI, OH



Jemel Spearman
GA, TN



JT Stotts
Southern CA, HI



Ron Vaughn
NJ, DE, MD, New
Eng., E. NY, E. PA



Mike Ziegler
Professional Scout

ATHLETICS MINOR LEAGUE AFFILIATES

NASHVILLE SOUNDS (TRIPLE-A)

First Tennessee Park
401 Jackson Street
Nashville, TN 37219
(615) 690-4487
FAX: 256-5684

www.nashvillesounds.com

League: Pacific Coast League

Principal Owner/CEO: Frank Ward

Chief Operating Officer: Gary Arthur

Media Relations: Grant Braden

grantb@nashvillesounds.com; (615) 690-4487, ext. 107

Manager: Steve Scarson

Pitching Coach: Don Schulze

Hitting Coach: Webster Garrison

Athletic Trainer: Brad LaRosa

Strength and Conditioning: Terence Brannic



MIDLAND ROCKHOUNDS (DOUBLE-A)

Security Bank Ballpark
5514 Champions Drive
Midland, TX 79706
(432) 520-2255
FAX: 520-8326

www.midlandrockhounds.org

League: Texas League

Principal Owners: Miles Prentice, Bob Richmond

President: Miles Prentice

General Manager: Monty Hoppel

Media Relations: Brian Smith

bsmith@midlandrockhounds.org; (432) 520-2255

Manager: Ryan Christensen

Pitching Coach: John Wasdin

Hitting Coach: Eric Martins

Athletic Trainer: Justin Whitehouse

Strength and Conditioning: A.J. Seeliger



STOCKTON PORTS (SINGLE-A)

Banner Island Ballpark
404 West Fremont Street
Stockton, CA 95203
(209) 644-1900
FAX: 644-1931

www.stocktonports.com

League: California League

Chairman/CEO: Tom Volpe

President: Pat Filippone

Asst. General Manager: Bryan Meadows

Media Relations: Kellie Ryan

kryan@stocktonports.com; (209) 644-1953

Manager: Rick Magnante

Pitching Coach: Rick Rodriguez

Hitting Coach: Brian McArn

Athletic Trainer: Travis Tims

Strength and Conditioning: A.J. Seeliger



BELOIT SNAPPERS (SINGLE-A)

Pohlman Field
2301 Skyline Drive
Beloit, WI 53511
(608) 362-2272
FAX: (608) 362-0418

www.snappersbaseball.com

League: Midwest League

President: Dennis Conerton

Assistant General Manager: Seth Floid

Media Relations: Robert Coon

rcoon@snappersbaseball.com; (608) 362-2272

Manager: Fran Riordan

Pitching Coach: Steve Connelly

Hitting Coach: Loyd Turner

Athletic Trainer: Brian Thorson

Strength and Conditioning: J.D. Howell



VERMONT LAKE MONSTERS (SHORT A)

Centennial Field
1 King Street Ferry Dock
Burlington, VT 05401
(802) 655-4200
FAX: 655-5660

www.vermontlakemonsters.com

League: New York-Penn League

Principal Owner/President: Ray Pecor

Vice President: Kyle Bostwick

General Manager: Nate Cloutier

Media Relations: Paul Stanfield

paul.lakemonsters@hotmail.com (802) 363-8586

Manager: Aaron Nieckula

Pitching Coach: Carlos Chavez

Hitting Coach: Tommy Everidge

Athletic Trainer: Toshi Nagahara

Strength and Conditioning: Henry Torres



ARIZONA A'S (ROOKIE)

Fitch Park
160 E. 6th Place
Mesa, AZ 85201
Phone (480) 387-5800
FAX: TBA

League: Arizona League

Manager: Ruben Escalera

Pitching Coach: Gabriel Ozuna

Hitting Coach: Juan Dilone

Coach: Gabriel Ortiz

Athletic Trainer: Chris Lessner



MINOR LEAGUE FIELD STAFF

GREG SPARKS

Minor League Hitting Coordinator

Greg Sparks returns to his role as the A's minor league hitting coordinator, a position he previously held for eight seasons from 2004-11. For the past three seasons, he has served as the hitting coach for the A's Triple-A affiliate. He previously served as a manager in the A's minor league system for six years, compiling a 359-352-1 (.505) record during that span. Sparks managed at Midland in 2003, Single-A Modesto from 2000-02 and Single-A Southern Oregon of the Northwest League from 1998-99. He earned co-manager of the year honors in 1999. Sparks joined the A's organization as a coach at Single-A Visalia in 1997.

Originally a fifth-round January draft pick of the San Diego Padres in 1984 out of Mesa Community College, Sparks' playing career spanned 12 seasons and took him to 16 different cities in nine Major League organizations. He also played for an independent team and the Mexico City Tigers. He was in the San Diego farm system for three seasons before signing with the A's organization as a free agent prior to the 1987 campaign. His only two stops at the Triple-A level came in 1991 and 1992, when he played 55 games for Buffalo and 23 games for Toledo, respectively. Sparks concluded his playing career in 1995 in the Atlanta farm system.

Sparks makes his offseason home in Phoenix, Ariz.



GARVIN ALSTON

Minor League Pitching Coordinator

Garvin Alston enters his first season as the A's minor league pitching coordinator after spending the previous six seasons as the minor league pitching rehab coordinator and a special assistant. Alston previously served as pitching coach for the A's Single-A affiliate in Kane County from 2005-06 and the Single-A Stockton Ports from 2007-08.

Originally a 10th round draft pick of Colorado in 1992, Alston played professionally for 10 seasons, including Major League time with the Rockies. A Mt. Vernon, N.Y. native, he attended Mercy College and Florida International University, and participated in the 1992 USA Baseball trials.

Alston resides in Ahwatukee, Ariz., with his wife, Natasha; children Garvin, Jr., 17, and Jayla, 13; and their dog, Eli.




JUAN NAVARRETE

Minor League Defensive, Baserunning and Bunting Coordinator

Juan Navarrete is in his first season as the A's minor league defensive, baserunning and bunting coordinator after 12 seasons as minor league roving infield instructor and two years as minor league roving hitting instructor. Navarrete spent the previous seven seasons as a minor league manager and compiled a 390-338 (.536) record during that span. In his first two seasons as a manager for the A's Arizona Rookie League team (1995-97), he earned manager and co-manager of the year honors after guiding the team to first- and second-place finishes, respectively. Navarrete was promoted to Single-A Modesto in 1998 and took over the managerial duties at Single-A Visalia in 1999, where he guided the Oaks to playoff appearances in two of his three seasons.

A former infielder, Navarrete's playing career spanned 21 years (1970-90). He spent the majority of his career with the Saltillo Saraperos of the Mexican League as a player (1970-71; 78-82) and as a player-manager (1983-85). Navarrete was an eight-time all-star and a member of Saltillo's 1980 championship squad. He also played six seasons in the Montreal organization (1972-77). Navarrete spent his winters in the Mexican-Pacific Winter League (1972-90) and is among the all-time leaders in various statistical categories. In 1998, Navarrete was inducted into the Mexican Baseball Hall of Fame.

Navarrete makes his home in Saltillo, Mexico with his wife, Maria, and two daughters, Airam and Ana.



LARRY DAVIS

Coordinator of Medical Services

Larry Davis begins his 43rd season with the A's organization and eighth as coordinator of medical services. He oversees and administrates all health and injury issues throughout the organization

Before his current post, Davis served 10 seasons (1998-2007) as the A's head trainer and 14 previous years (1984-97) as an assistant trainer for the big league club. A native of Tucson, Ariz., Davis attended the University of Arizona where he majored in physical education. He began his baseball career in 1973 as the head trainer, traveling secretary and equipment manager of the Tucson Toros, then Oakland's Triple-A affiliate. He remained in that capacity for 11 seasons as the affiliate moved to San Jose, Vancouver, Ogden and Tacoma.

Larry makes his home in Mesa, Ariz. with his wife, Suzi.



JEFF COLLINS

Minor League Medical Coordinator

Jeff Collins is in his 18th season in the A's organization, his 15th as minor league medical coordinator. Collins also served as athletic trainer for Short-Season Vancouver in 2004 and previously served in the same capacity for Single-A Visalia (2000) and Short-Season Southern Oregon (1998-99).

Collins holds a degree in athletic training from Southern Illinois University at Carbondale and received his masters in health, wellness and exercise science at the University of Nevada at Reno. He is a certified member of the National Athletic Trainers' Association (NATA) and is a licensed athletic trainer in the state of Arizona, where he resides with his wife, Renea, and their daughter, Breanne.



NASHVILLE SOUNDS STAFF

STEVE SCARSONE

Manager

Steve Scarsonne enters his third season managing the A's top affiliate after previously holding the same position with Double-A Midland from 2010-11. He previously logged managerial stints with Stockton (2010) and Kane County (2009) as well as Lancaster (2002) and South Bend (2001), all Single-A affiliates.

Scarsonne played seven seasons as a Major League utility infielder with Philadelphia (1992), Baltimore (1992), San Francisco (1993-96), St. Louis (1997) and Kansas City (1999). He had his best season in 1995, batting .266 with 11 home runs and 29 RBI for the Giants. Scarsonne was originally drafted by Philadelphia in the 2nd round of the 1986 draft. He played six seasons in the minors before making his Major League debut with the Phillies in 1992.

Scarsonne makes his offseason home in Scottsdale, Ariz. with his wife, Becki. The couple has two children, a daughter, Leah, and son, Ty.



MANAGERIAL RECORD

Year	Team	League	Record	Finish
2001	South Bend (A)	Midwest League	70-66	4th/3rd
2002	Lancaster (A)	California League	63-77	5th/2nd
2009	Kane County (A)	Midwest League	76-64	1st/4th
2010	Stockton (A)	California League	74-66	4th/1st
2011	Midland (AA)	Texas League	63-77	3rd/3rd
2012	Midland (AA)	Texas League	64-74	3rd/4th
2013	Sacramento (AAA)	Pacific Coast League	79-65	2nd
2014	Sacramento (AAA)	Pacific Coast League	79-65	2nd
Totals			568-554	

2001 Playoffs: Defeated Michigan 2-0 in quarterfinals; defeated Dayton 2-0 in semifinals; final series was abandoned due to attacks on September 11

2002 Playoffs: Defeated by Lake Elsinore 2-0 in quarterfinals

2009 Playoffs: Defeated by Burlington 2-0 in quarterfinals

2010 Playoffs: Defeated by Modesto 2-0 in quarterfinals

DON SCHULZE

Pitching Coach

Don Schulze enters his first season as the A's Triple-A pitching coach after serving the past four seasons in the same capacity with Double-A Midland. A former first-round pick of the Chicago Cubs in 1980, Schulze began his coaching career with the A's rookie-level affiliate in 2006. He also made stops as pitching coach with Kane County (2007-08) and Stockton (2009-10).

The former Major League pitcher compiled a 15-25 record and 5.47 ERA while playing for the Cubs (1983-84), Indians (1984-86), Mets (1987), Yankees (1989) and Padres (1989). From 1990-92, Schulze pitched for the Orix Blue Wave in Japan. He then closed out his playing career in 1993 with Minnesota's Triple-A affiliate.

Schulze makes his offseason home in Dixon, Ill. with his wife, Jeanne, and daughters, Sarah and Madeline.



WEBSTER GARRISON

Hitting Coach

Webster Garrison enters his first season as hitting coach with the Nashville Sounds after coaching or managing at five different levels in the A's system since 1999. Last season was his seventh overall as hitting coach of Double-A Midland (also 2000,05-07, 09-10). He also served as the club's manager in 2004 and 2008 and as a player-coach in 1999.

Overall, 2015 will be Garrisons' 15th year in the A's system, during which time he compiled a 534-522 (.506) managerial record and led three different teams to the playoffs.

A second-round selection of the Toronto Blue Jays in the 1983 June draft, Garrison spent seven seasons of his 16-year playing career in the Blue Jays farm system. He signed with the Oakland organization as a free agent on April 4, 1991 and batted a career-best .303 with seven home runs and 73 RBI for Triple-A Tacoma in 1993. Garrison then spent the next two seasons at Triple-A Colorado Springs before returning to the A's organization in 1996. He made his Major League debut with the A's on August 2, 1996 and appeared in five games. He spent the 1997 season at Triple-A Edmonton and 1998 at Double-A Huntsville before assuming a role as player-coach in 1999.

Garrison makes his offseason home in his hometown of Marrero, La.



BRAD LAROSA

Athletic Trainer

Brad LaRosa enters his eighth season as athletic trainer for the A's top minor league affiliate. He previously spent five seasons as an athletic trainer at the Double-A Level (three years with the St. Louis Cardinals organization, two years with the Florida Marlins). LaRosa was named Texas League athletic trainer of the year in both 2006 and 2007. He was also named PBATS minor league athletic trainer of the year in 2007 and Pacific Coast League trainer of the year in 2012 and worked the Futures Game in 2008.

LaRosa is a certified member of the National Athletic Trainers' Association (NATA) and the Illinois Athletic Trainers Association. He is licensed in Illinois and Missouri. LaRosa obtained his bachelors and masters degrees in kinesiology at Southern Illinois University at Edwardsville. LaRosa and his wife, Denise, have two daughters, Lydia and Emma, and make their home in Illinois.



MIDLAND ROCKHOUNDS STAFF


RYAN CHRISTENSON

Manager

Ryan Christensen enters his first season as manager of Double-A Midland after serving one year each in the same capacity with Stockton (2014) and Beloit (2013). He led both clubs to playoff appearances, including a first round playoff series win over Clinton in 2013.

Christensen played parts of six seasons in the Major Leagues with the A's (1998-2001), Diamondbacks (2001), Brewers (2002) and Rangers (2003). An A's 10th-round pick in the 1995 draft, Christensen made his Major League debut with Oakland in 1998 and batted .257 in 117 games. He had a .222 batting average in 452 games in his career.

Christensen resides in Tyrone, Ga. with his wife, Micki, and children, Cassidy and Cameron.



MANAGERIAL RECORD

Year	Team	League	Record	Finish
2013	Beloit (A)	Midwest League	77-62	1st/3rd
2014	Stockton (A)	California League	85-55	2nd/1st
Totals			162-117	

2013 Playoffs: Defeated Clinton 2-0 in the first round of the Midwest League playoffs; defeated by Quad Cities 2-1 in the Midwest League semi-finals

2014 Playoffs: Defeated by Visalia, 2-0 in the first round of the California League playoffs


JOHN WASDIN

Pitching Coach

John Wasdin enters his first season as pitching coach of Double-A Midland after previously serving in the same role with Stockton (2014), Beloit (2013), Burlington (2012) and Vermont (2011)

Wasdin, an A's first round pick in the 1993 draft (25th overall), played 12 seasons in the Major Leagues with Oakland (1995-96), Boston (1997-2000), Colorado (2000-01), Baltimore (2001), Toronto (2003), Texas (2004-06) and Pittsburgh (2007). His best season came in 1999, when he went 8-3 with a 4.12 ERA in 45 games for the Red Sox. Wasdin also spent the 2008 season in the minors, and pitched in Japan in both 2002 and 2009.

Wasdin resides in Jacksonville, Fla. with his wife, Darlene, and their three children, Avery, Cassidy and Braley.



ERIC MARTINS

Hitting Coach

Eric Martins enters his first season as hitting coach for Double-A Midland after serving as a scout for the A's since 2007. During his time as an A's scout, he was responsible for signing A.J. Griffin, Daniel Robertson, and 2014 first-round selection Matt Chapman, among others.

Originally a 17th round selection by the A's in 1994 out of Long Beach State, Martins played professionally for 11 seasons, including parts of four seasons with A's Triple-A affiliates. He was a part of the 1997 Edmonton team that captured the Pacific Coast League championship and the 1999 Vancouver team that won the Triple-A World Series.

Martins has run the A's Scoutball Team for the past six fall seasons and also has served on the staff of the Southern California Area Code Games team. He lives in Placentia, Calif.



JUSTIN WHITEHOUSE

Athletic Trainer

Justin Whitehouse returns for his eighth season with Double-A Midland, his 15th season in the A's organization. He previously spent five seasons with Single-A Kane County (2003-07) and two years with Single-A Visalia (2001-02). He was named Midwest League athletic trainer of the year in 2007.

Whitehouse earned his degree in health education at the University of Nevada at Reno and received his masters in physical education, with an emphasis in athletic training and biomechanics, at San Diego State. He interned with the San Francisco 49ers during spring and summer training camps in 1997 and 1998.

Originally from Stockton, Calif., Whitehouse resides in Reno, Nev. with his wife, Susan, and children, Cassandra and Lance.



STOCKTON PORTS STAFF

RICK MAGNANTE

Manager

Rick Magnante enters his first season as manager of Single-A Stockton after managing Single-A Beloit last season. Prior to the 2014 campaign, Magnante spent eight consecutive seasons managing A's short-season affiliates in Vermont (2011-13) and Vancouver (2006-10). This season will be his 13th overall season as a minor league manager, having previously managed three seasons in the Detroit Tigers organization. He also served as the skipper of the South African national team in the 2006 World Baseball Classic.

In addition, Magnante served as an area scout for the A's from 1996-2013. He is credited with signing Barry Zito and Bobby Crosby, among other players. He was the recipient of the Southern California Scouts Association scout of the year award and the A's Dick Bogard Memorial Award in 2001 and 2003, respectively.

Magnante, who began his career in professional baseball with the Cleveland Indians in 1969, has also held managerial positions in the Detroit Tigers minor league system (1987-89) as well as with the Novara Serie A team of the Italian Professional League (1990).

Magnante resides in Van Nuys, Calif. He has two sons, Bobby and Daniel.



MANAGERIAL RECORD

Year	Team	League	Record	Finish
1987	Bristol (Rookie)	Appalachian League	20-49	8th
1988	Bristol (Rookie)	Appalachian League	46-27	2nd
1989	Niagara Falls Rapids (Short A)	New York-Penn League	43-33	5th
2006	Vancouver (Short A)	Northwest League	39-37	3rd
2007	Vancouver (Short A)	Northwest League	37-38	2nd
2008	Vancouver (Short A)	Northwest League	34-42	3rd
2009	Vancouver (Short A)	Northwest League	36-40	3rd
2010	Vancouver (Short A)	Northwest League	42-34	2nd
2011	Vermont (Short A)	New York-Penn League	39-35	T-1st
2012	Vermont (Short A)	New York-Penn League	33-43	4th
2013	Vermont (Short A)	New York-Penn League	33-43	4th
2014	Beloit (A)	Midwest League	55-84	8th/8th
Totals			457-497	

1988 Playoffs: Defeated by Kingsport in championship game

2010 Playoffs: Defeated by Everett in the semifinals

2011 Playoffs: Defeated by Auburn 2-1 in the semifinals

RICK RODRIGUEZ

Pitching Coach

Rick Rodriguez takes over as Stockton's pitching coach after serving in the same position with Triple-A Sacramento for the last two seasons and 12 of the last 15 campaigns. He also served as the A's bullpen coach from 2011-12 and as the manager of Single-A Modesto in 2003.

This is his 31st year in the A's organization, including seven seasons as a player and 22 as a minor league coach. Prior to becoming the pitching coach in Sacramento in 2000, he coached for the rookie-level Arizona League A's (1992), Short-Season Southern Oregon (1993-94), and Single-A Modesto (1995-99).

Rodriguez was originally selected by Oakland in the second round of the 1981 June draft and spent seven seasons with the A's organization, including two in the majors with Oakland. He went 1-2 with a 6.61 ERA in three starts in 1986 and 1-0 with a 2.96 ERA in 15 relief appearances in 1987. Rodriguez also pitched for Cleveland (1988) and San Francisco (1990) in his big league career, compiling a 3-4 record and 5.73 ERA in 31 games, including eight starts. His playing career concluded in 1991 when he made three appearances for Triple-A Phoenix in the Giants' farm system.

An East Bay native, Rodriguez was born in Oakland and graduated from Castro Valley High School in 1978. He attended Chabot Junior College in Hayward and the University of California, Riverside. Rodriguez was named to the Castro Valley Sports Hall of Fame in 2011.

Rodriguez currently resides in Folsom, Calif.



BRIAN MCARN

Hitting Coach

Brian McArn returns for the second season of his second stint as the Ports hitting coach after serving in the same role with Double-A Midland in 2013. This season is his 18th year as a hitting coach in the A's organization, having previously coached at Stockton (2011-12), Triple-A Sacramento (2005-10), Midland (2004), and the A's former Single-A affiliate in Modesto (1998-2003).

Prior to joining the A's organization, McArn spent one season as the hitting coach for the Single-A Vermont Expos in the New York-Penn League. McArn began his coaching career at American River Junior College in Sacramento, where he served as an assistant coach.

Selected in the 26th round of the 1991 June draft, McArn spent two seasons in the A's organization before injuries ended his career in 1992.

McArn makes his offseason home in Elk Grove, Calif.



TRAVIS TIMS

Athletic Trainer

Travis Tims is in his third season as athletic trainer with Single-A Stockton after spending the 2012 season with Single-A Burlington. He previously served in the same role for short-season teams in Vermont (2011) and Vancouver (2008-10), where he was named Northwest League athletic trainer of the year in 2010. He interned with the Seattle Mariners Arizona Rookie League team in 2007.

Tims obtained his degree in exercise and sports science at Oregon State University. He is a native of Santa Fe, N.M.



OAKLAND A'S CONSECUTIVE HOMERLESS INNINGS BY A RELIEVER

90.1	Rollie Fingers, June 8-Oct. 2, 1976
90.1	Paul Lindblad, May 31, 1975-April 13, 1976
84.0	Jeff Tam, May 27, 2001-Sept. 2, 2002
81.0	Bob Locker, May 31, 1971-July 16, 1972
75.2	Ryan Cook, Aug. 8, 2012-Aug. 7, 2013

BELOIT SNAPPERS STAFF

FRAN RIORDAN

Manager

Fran Riordan enters his first season as manager of Single-A Beloit after spending the past four seasons managing the Florence Freedom of the Frontier League of Professional Baseball. He led the team to two playoff berths and is the all-time Frontier League leader in wins with 625.

Before joining Florence, Riordan managed the Northern League's Lake County Fielders (2010) and Kalamazoo Kings (2004-09), leading the Kings to the 2005 Frontier League title. He also served as a player-manager in the Frontier League from 2000-2002, leading the Richmond Roosters to back-to-back league championships in 2001 and 2002.

Riordan, 39, made his professional baseball debut in 1997 after playing collegiately at Allegheny College, and enjoyed a seven-year playing career. He resides in Buffalo, N.Y., with his wife, Cassie, and children, Brooke, Sadie and Trent.




STEVE CONNELLY

Pitching Coach

Steve Connelly enters his first year as the Beloit pitching coach after serving in the same capacity last season, his first as a coach in the A's organization.

Prior to joining the A's, he was the pitching coach at the University of Alabama-Huntsville from 2011-13.

Connelly, 40, is a native of Long Beach, Calif. who starred on the University of Oklahoma's 1994 team that won the College World Series. He was selected by Oakland in the 24th round of the 1995 amateur draft and pitched four seasons in the A's organization. He made his Major League debut in 1998, posting a 0-0 record and 1.93 ERA in three relief appearances with Oakland.



LLOYD TURNER

Hitting Coach

Lloyd Turner enters his second season as hitting coach at Single-A Beloit after beginning his professional coaching career in the same role with Short-Season Vermont in 2013.

Selected by the A's in 16th round of the June 2002 draft, Turner spent six years in the Oakland farm system. He concluded his playing career with Lancaster (2008-10) and Camden (2011-12) of the independent Atlantic League.

Turner and his wife, Tara, live in Hephzibah, Georgia.



BRIAN THORSON

Athletic Trainer

Brian Thorson is in his 32nd season in the A's organization as a minor league athletic trainer, his third with Single-A Beloit. He has worked previously with a number of A's affiliates, including present teams in Double-A Midland and Single-A Stockton.

Thorson spent five years in the Milwaukee Brewers organization prior to joining the A's. He also spent eight seasons in the Puerto Rican Winter League, attending four Caribbean Series. Thorson has worked All-Star Games in the Southern League, Texas League, California League and Midwest League as well as in Puerto Rico.

A graduate of the University of Wisconsin at LaCrosse, Thorson resides in Madison, Wis.



VERMONT LAKE MONSTERS STAFF

AARON NIECKULA


Manager

Aaron Nieckula enters his first season as manager of Short-Season Vermont while also serving his first season as the A's minor league field coordinator. For the last two years, he has managed Double-A Midland, leading the RockHounds to a Texas League championship in 2014

Prior to his stint in Midland, he managed Single-A Burlington from 2010-11, leading the Bees to playoff appearances both seasons. Nieckula previously managed Stockton (2009) and Kane County (2006-08; 2010), leading the Cougars to the Midwest League championship series in 2006. He served as hitting coach for Kane County during the 2004-05 seasons.

Nieckula was taken by the A's in the 22nd round of the 1998 June draft. He spent five years as a catcher in the Oakland (1998-2001) and San Francisco (2002) minor league systems. His best season came in 2000, where he hit .262 with 34 RBI between Single-A Visalia and Single-A Modesto.

Nieckula resides in Aurora, Ill. with his wife, Renee.



MANAGERIAL RECORD

Year	Team	League	Record	Finish
2006	Kane County (A)	Midwest League	79-60	2nd/T2nd
2007	Kane County (A)	Midwest League	63-76	7th/4th
2008	Kane County (A)	Midwest League	72-66	2nd/6th
2009	Stockton (A)	California League	61-79	5th/5th
2010	Kane County (A)	Midwest League	71-67	6th/2nd
2011	Burlington (A)	Midwest League	76-62	1st/5th
2012	Burlington (A)	Midwest League	67-72	6th/3rd
2013	Midland (AA)	Texas League	62-78	4th/4th
2014	Midland (AA)	Texas League	77-63	2nd/2nd
Totals			616-637	

2006 Playoffs: Defeated Quad Cities 2-1 in the first round playoff series; defeated Beloit 2-0 in second round playoff series; was defeated by West Michigan 3-1 in the Midwest League Championship Series

2007 Playoffs: Was defeated by Burlington 2-1 in the first round of the Midwest League Playoffs

2010 Playoffs: Defeated Quad Cities 2-1 in the first round of the playoffs; defeated by Clinton 2-1 in the championship series

2011 Playoffs: Defeated by Kane County 2-1 in the first round of the playoffs

2012 Playoffs: Defeated by Wisconsin 2-1 in the first round of the playoffs

2014 Playoffs: Defeated Frisco 3-1 in the first round of the playoffs; defeated Tulsa 3-2 in Texas League Championship series

CARLOS CHAVEZ

Pitching Coach

Carlos Chavez enters his first season as pitching coach for Vermont after serving in the same capacity the last two seasons with the rookie-level Arizona A's. The 2013 season was his first as a coach in the A's organization.

Chavez pitched professionally for 14 seasons from 1992-2004 and 2006, including a stint with Single-A Visalia in the A's farm system in 2000. He was originally selected by Baltimore in the 17th round of the 1992 June draft.

Chavez makes his offseason home in Laredo, Texas. He has two children, Tomas and Kylie.




TOMMY EVERIDGE

Hitting Coach

Tommy Everidge enters his second season as Vermont's hitting coach after beginning his coaching career last season. He enjoyed a nine-year playing career, including more than six years in the A's system.

Everidge was drafted by Oakland in the 10th round of the 2004 draft, and his time with the A's culminated in a 24-game Major League call-up in 2009. In 2008, he led the Texas League and the A's organization with 115 RBI, including a three home run, 10 RBI



game on May 26 at Tulsa. In 2011, he was named the Atlantic League Player of the Year while playing for the Lancaster Barnstormers, setting a league record with 69 extra-base hits.

A Bay Area native, Tommy graduated from Sonoma Valley High School and played collegiately at Sonoma State University. He was born in Glen Ellen and still resides there with his wife Kellie, daughter Allison, dogs Maddie and Wyatt, and cat Sadie.

TOSHIAKI NAGAHARA

Athletic Trainer

Toshiaki Nagahara is in his third season as athletic trainer at Short-Season Vermont after spending the previous two years with the A's Arizona Rookie League affiliate. He previously worked for the A's from 2004-07, assisting in various athletic training and conditioning roles with Triple-A Sacramento and Single-A Modesto as well as in spring training and instructional leagues.

Nagahara spent 2008-09 as an assistant athletic trainer and interpreter for the Cleveland Indians, communicating for pitcher Masahide Kobayashi. He served in a similar role for the Pittsburgh Pirates and infielder Akinori Iwamura in 2010.

Born in Takamatsu, Japan, Nagahara first came to the United States in 1997. He obtained his bachelors and masters degrees in exercise science at Southern Arkansas University. He is a certified strength and conditioning specialist through the National Strength and Conditioning Association (NSCA).

Nagahara resides in Stow, Ohio with his wife, Christine.



ARIZONA A'S STAFF

RUBEN ESCALERA

Manager

Ruben Escalera returns for his 21st season in the A's organization and ninth as manager of the Arizona A's. This is his second consecutive year at the helm after previously managing the club from 2002-08. Throughout his two decades with Oakland, Escalera also has served as a scout in Puerto Rico, hitting coach in Arizona, and instructor at the A's academy in the Dominican Republic.

Escalera signed as a free agent with the Brewers in 1984 and played 10 professional seasons in the Milwaukee and Cincinnati organizations, as well as the Mexican Professional League. During his 12 years playing winter ball in Puerto Rico, Escalera played on the 1995 Caribbean Series champion "Puerto Rican Dream Team" alongside Roberto Alomar, Bernie Williams, Juan Gonzalez, Edgar Martinez and Carlos Delgado.

Born in San Juan, Puerto Rico, Escalera makes his home in Carolina, Puerto Rico, with his wife Maryann Martinez and their children Jania, Karlee and Kariyls.



MANAGERIAL RECORD

Year	Team	League	Record	Finish
2002	Arizona (Rookie)	Arizona League	28-28	t4th/t3rd
2003	Arizona (Rookie)	Arizona League	15-33	8th/9th
2004	Arizona (Rookie)	Arizona League	34-22	5th/1st
2005	Arizona (Rookie)	Arizona League	30-26	5th/2nd
2006	Arizona (Rookie)	Arizona League	24-31	t-8th/5th
2007	Arizona (Rookie)	Arizona League	25-31	t6th/t5th
2008	Arizona (Rookie)	Arizona League	21-35	7th/7th
2014	Arizona (Rookie)	Arizona League	27-28	5th/2nd
Totals			204-234	

2004 Playoffs: Defeated by the Giants in the Arizona League Championship game.

GABRIEL OZUNA

Pitching Coach

Gabriel Ozuna enters his first season as the pitching coach of the A's Arizona League affiliate after spending seven seasons as the pitching coach for Oakland's Dominican Summer League squad.

Ozuna was originally signed by St. Louis as a non-drafted free agent in 1987 and enjoyed a 17-year professional career. He reached as high as Triple-A with Louisville in 1993, when he posted a 2.92 ERA in 35 relief appearances. He recorded a career ERA of 2.54 with 61 saves, including a season-high 28 in 1989 with Single-A Savannah.

He also pitched internationally in Mexico, Taiwan, Italy, and his native Dominican Republic, where he played winter ball with the Licey Tigers and East Bulls.

JUAN DILONE

Hitting Coach

Juan Dilone is in his second stint and seventh season as hitting coach for the A's Arizona Rookie League affiliate. He previously held the position in 2004 before spending four seasons as coordinator of Dominican instruction. He also served as hitting coach at Single-A Visalia (2002) and Short-Season Vancouver (2003).

Dilone signed a free agent contract with Oakland in 1990 and spent six seasons (1991-94; 96-97) in the A's farm system. A former infielder, Dilone spent his final two seasons at Single-A Modesto, where he batted a career-best .265 with 14 home runs in 1996.

A native of Santo Domingo, Dominican Republic, Dilone makes his offseason home in Higüey, Dominican Republic.



CHRIS LESSNER

Athletic Trainer

Chris Lessner is entering his 22nd season in the A's organization. Prior to joining the A's Arizona Rookie League affiliate, Lessner served as an athletic trainer with Single-A Modesto and Short-Season Vancouver. He has spent offseasons working with the U.S. junior luge team and has also traveled with the Harlem Globetrotters. Lessner began his career as a clubhouse manager with Short-Season Southern Oregon.

Lessner holds a degree in exercise and sports science from Oregon State University. He and his wife, Steph, have two sons, Tyler and Alex.



A'S RECENT MINOR LEAGUE AFFILIATES

Year	Triple-A	Double-A	Single-A		Short Season Single-A	Rookie
2014	Sacramento	Midland	Stockton	Beloit	Vermont	Arizona
2013	Sacramento	Midland	Stockton	Beloit	Vermont	Arizona
2012	Sacramento	Midland	Stockton	Burlington	Vermont	Arizona
2011	Sacramento	Midland	Stockton	Burlington	Vermont	Arizona
2010	Sacramento	Midland	Stockton	Kane County	Vancouver	Arizona
2009	Sacramento	Midland	Stockton	Kane County	Vancouver	Arizona
2008	Sacramento	Midland	Stockton	Kane County	Vancouver	Arizona
2007	Sacramento	Midland	Stockton	Kane County	Vancouver	Arizona
2006	Sacramento	Midland	Stockton	Kane County	Vancouver	Arizona
2005	Sacramento	Midland	Stockton	Kane County	Vancouver	Arizona
2004	Sacramento	Midland	Modesto	Kane County	Vancouver	Arizona
2003	Sacramento	Midland	Modesto	Kane County	Vancouver	Arizona
2002	Sacramento	Midland	Modesto	Visalia	Vancouver	Arizona
2001	Sacramento	Midland	Modesto	Visalia	Vancouver	Arizona
2000	Sacramento	Midland	Modesto	Visalia	Vancouver	Arizona
1999	Vancouver	Midland	Modesto	Visalia	Southern Oregon	Arizona

MINOR LEAGUE SCHEDULES

NASHVILLE

APRIL

9-12 at Colorado Springs
 13-16 at Oklahoma City
 17-20 Colorado Springs
 21-24 Oklahoma City
 25-28 at New Orleans
 30 at Round Rock

MAY

1-3 at Round Rock
 4-7 Iowa
 8-11 Round Rock
 12-15 at Iowa
 16-19 New Orleans
 21-24 at Fresno
 25-28 at Sacramento
 29-31 Las Vegas

JUNE

1 Las Vegas
 2-5 Salt Lake City
 6-9 at New Orleans
 11-14 at Oklahoma City
 15-17 Memphis
 18-21 Omaha
 23-25 at Memphis
 26-29 Oklahoma City
 30 Colorado Springs

JULY

1-3 Colorado Springs
 4-7 at Round Rock
 8-12 at Memphis
 13-15 All Star Break
 16-19 Omaha
 20-23 at Colorado Springs
 24-27 New Orleans
 28-31 Iowa

AUGUST

1-4 at Omaha
 5-9 Memphis
 11-14 at Iowa
 15-18 El Paso
 19-22 Albuquerque
 23-26 at Reno
 27-30 at Tacoma
 31 Round Rock

SEPTEMBER

1-3 Round Rock
 4-7 at Omaha

MIDLAND

APRIL

9-11 Northwest Arkansas
 12-14 Arkansas
 16-18 at Northwest Arkansas
 19-21 at Arkansas
 23-26 San Antonio
 27-30 Corpus Christi

MAY

1-4 at San Antonio
 5-8 at Corpus Christi
 9-12 Frisco
 14-17 San Antonio
 18-21 at Frisco
 22-25 at Corpus Christi
 26-28 Tulsa
 29-31 Springfield

JUNE

2-4 at Tulsa
 5-7 at Springfield
 9-12 Corpus Christi
 13-16 Frisco
 17-20 at San Antonio
 21-24 at Frisco
 25-28 at San Antonio

JULY

2-4 Arkansas
 5-7 Northwest Arkansas
 8-10 at Arkansas
 11-13 at Northwest Arkansas
 15-18 San Antonio
 19-22 at Corpus Christi
 23-26 San Antonio
 27-29 at Frisco
 30-31 Corpus Christi

AUGUST

1-2 Corpus Christi
 3-5 Frisco
 6-9 at Corpus Christi
 11-13 Springfield
 14-16 Tulsa
 18-20 at Springfield
 21-23 at Tulsa
 25-28 Corpus Christi
 29-31 Frisco

SEPTEMBER

1-4 at San Antonio
 5-7 at Frisco

STOCKTON

APRIL

9-12 at Inland Empire
 13-15 at Lancaster
 16-19 Visalia
 20-22 Bakersfield
 23-26 at Visalia
 27-29 at Bakersfield

MAY

1-3 San Jose
 4-7 Lancaster
 8-10 at San Jose
 12-14 High Desert
 15-18 Modesto
 19-21 at Visalia
 22-25 at Lake Elsinore
 27-29 Lancaster
 30-31 Lake Elsinore

JUNE

1-2 Lake Elsinore
 4-7 at Modesto
 8-10 Inland Empire
 11-14 at Rancho Cucamonga
 15-17 at Lake Elsinore
 18-21 Bakersfield
 25-28 at Inland Empire
 30 San Jose

JULY

1-3 San Jose
 4-6 at Bakersfield
 7-10 Visalia
 11-13 Lake Elsinore
 15-17 at San Jose
 18-21 Bakersfield
 23-26 at Lancaster
 27-29 Modesto
 30-31 at San Jose

AUGUST

1-2 at San Jose
 3-5 at Visalia
 6-9 Rancho Cucamonga
 11-13 at Modesto
 14-16 Visalia
 17-19 San Jose
 20-23 at Modesto
 24-27 at High Desert
 28-30 Inland Empire

SEPTEMBER

1-3 at Visalia
 4-7 Modesto

BELOIT

APRIL

9-11 at Clinton
 12-14 at Cedar Rapids
 15-17 Quad Cities
 18-20 at Clinton
 21-23 Burlington
 24-26 Clinton
 28-30 at Peoria

MAY

1-3 at Kane County
 4-6 Burlington
 7-9 Cedar Rapids
 11-14 at Quad Cities
 15-17 at Peoria
 18-21 Kane County
 22-25 Cedar Rapids
 26-28 at Burlington
 29-31 at Wisconsin

JUNE

1 Wisconsin
 3-5 Fort Wayne
 6-8 Lake County
 10-12 at Bowling Green
 13-15 at Dayton
 16-18 Peoria
 19-21 Wisconsin
 25-28 at Burlington
 29-30 at Quad Cities

JULY

1 at Quad Cities
 2-3 Wisconsin
 4-5 at Wisconsin
 6-7 at Cedar Rapids
 8-9 Cedar Rapids
 10-13 Wisconsin
 15-17 at Peoria
 18-20 Clinton
 21-23 Burlington
 24-26 at Cedar Rapids
 28-30 Quad Cities
 31 Peoria

AUGUST

1-2 Peoria
 4-6 at Great Lakes
 7-9 at Lansing
 11-13 South Bend
 14-16 West Michigan
 18-20 at Peoria
 21-23 Burlington
 24-26 Kane County
 27-29 at Wisconsin
 30 at Kane County

SEPTEMBER

1 at Kane County
 2-4 at Clinton
 5-7 Quad Cities

Minor League Schedules, continued

VERMONT

JUNE

19-21 Lowell
 22-24 Aberdeen
 25-27 at Hudson Valley
 28-30 Lowell

JULY

1-3 at Tri-City
 4-6 at Connecticut
 8-10 Mahoning Valley
 11-13 West Virginia
 15-17 at Tri-City
 18-20 at Brooklyn
 21-23 Auburn
 24-26 Connecticut
 28-30 at State College
 31 at Williamsport

AUGUST

1-2 at Williamsport
 3-5 Staten Island
 6-8 Brooklyn
 9-11 at Batavia

12-14 Connecticut
 15-16 at Staten Island
 19-20 Tri-City
 21-23 at Connecticut
 24-26 at Lowell
 27-29 Tri-City
 30-31 at Aberdeen

SEPTEMBER

1 at Aberdeen
 2-4 Hudson Valley
 5-7 at Lowell

ARIZONA

JUNE

20 at Angels
 22 Giants
 23 at Giants
 24 Mariners
 25 at Mariners
 27 Diamondbacks
 28 at Diamondbacks
 29 Brewers
 30 at Brewers

JULY

2 at Cubs
 3 Cubs
 4 at Angels
 5 Angels
 7 Dodgers
 8 Cubs
 9 at Reds
 10 at White Sox
 12 Diamondbacks
 13 at Giants
 15 Rangers
 16 at Dodgers
 18 at Cubs
 19 White Sox
 20 at Rangers
 21 Giants
 23 Angels
 24 Cubs
 25 at Padres
 26 at Angels
 28 Giants
 29 at Giants
 30 Royals
 31 at Indians

AUGUST

2 Diamondbacks
 3 at Diamondbacks
 4 at Royals
 5 Padres
 7 at Diamondbacks
 8 Cubs
 9 at Angels
 10 Angels
 12 Dodgers
 14 Angels
 15 at White Sox
 17 Brewers
 18 Indians
 19 at Reds
 20 at Dodgers
 22 at Cubs
 23 Reds
 24 at Rangers
 25 Diamondbacks
 27 Rangers
 28 Cubs
 29 at Cubs

A'S FIRST ROUND DRAFT PICKS

1965 Rick Monday, OF	1984 Mark McGwire, 1B	2002 Nick Swisher, OF (8)
1966 Reggie Jackson, OF	1985 Walt Weiss, SS	Joe Blanton, RHP (9)
1967 Brian Bickerton, LHP	1986 Scott Hemond, C	John McCurdy, SS
1968 Pete Broberg, RHP*	1987 Lee Tinsley, OF	Ben Fritz, RHP (10)
1969 Dan Stanhouse, RHP/SS	1988 Stan Royer, 3B	2003 Brad Sullivan, RHP
1970 Dan Ford, OF	1989 None (3)	Brian Snyder, 3B (11)
1971 William Daniels, RHP	1990 Todd Van Poppel, RHP (4)	2004 Landon Powell, C (12)
1972 Chet Lemon, SS	Don Peters, RHP	Richie Robnett, OF
1973 Randy Scarbery, RHP	1991 Brent Gates, SS	2005 Cliff Pennington, SS
1974 Jerry Johnson, C*	1992 Benji Grigsby, RHP	2006 None (13)
1975 Bruce Robinson, C	1993 John Wasdin, RHP	2007 James Simmons, RHP
1976 Mike Sullivan, RHP*	1994 Ben Grieve, OF	2008 Jemile Weeks, 2B
1977 Craig Harris, RHP	1995 Ariel Prieto, RHP	2009 Grant Green, SS
1978 Mike Morgan, RHP	1996 Eric Chavez, SS	2010 Michael Choice, OF
Tim Conroy, LHP (1)	1997 Chris Enochs, RHP	2011 Sonny Gray, RHP
1979 Juan Bustabad, INF*	Eric DuBose, LHP (5)	2012 Addison Russell, SS
1980 Mike King, LHP	1998 Mark Mulder, LHP	2013 Billy McKinney, OF
1981 Tim Pyznarski, 3B	1999 Barry Zito, LHP	2014 Matt Chapman, 3B
1982 None (2)	2000 None (6)	
1983 Stan Hilton, RHP	2001 Bobby Crosby, SS	
	Jeremy Bonderman, RHP (7)	

- * Did not sign with A's
- (1) Compensation for the loss of free agent Mike Jorgensen
 - (2) Choice to Boston as compensation for Joe Rudi
 - (3) Choice to Seattle as compensation for Mike Moore
 - (4) Compensation for the loss of free agent Dave Parker
 - (5) Compensation for the loss of free agent Mike Bordick
 - (6) Choice to Anaheim as compensation for Mike Maignante
 - (7) Compensation for the loss of free agent Kevin Appier
 - (8) Compensation for the loss of free agent Johnny Damon
 - (9) Compensation for the loss of free agent Jason Giambi
 - (10) Compensation for the loss of free agent Jason Isringhausen
 - (11) Compensation for the loss of free agent Ray Durham
 - (12) Compensation for the loss of free agent Keith Foulke
 - (13) Choice to Washington as compensation for Esteban Loaiza

MINOR LEAGUE STATISTICS

SACRAMENTO

BATTERS	AVG	G	AB	R	H	2B	3B	HR	RBI	SH	SF	HP	BB	IBB	SO	SB	CS	DP	SLG	OBP	E	
Aliotti, Anthony	.259	72	243	30	63	17	0	2	21	0	1	2	32	1	76	1	1	6	.354	.349	4	
Anderson, Bryan	.381	5	21	4	8	3	1	0	4	0	1	1	0	7	0	0	0	0	.619	.417	0	
Barton, Daric	.261	85	314	46	82	18	1	9	56	0	4	6	51	2	40	0	1	11	.411	.371	3	
Blanks, Kyle	.429	7	21	4	9	0	0	1	3	0	1	0	6	0	3	0	0	1	.571	.536	0	
Burns, Billy	.193	28	109	17	21	2	0	0	5	3	0	0	9	0	19	3	1	2	.211	.254	1	
Buss, Nick	.307	110	450	79	138	17	2	4	52	2	5	4	45	1	75	14	4	8	.380	.371	4	
Carrithers, Alden	.284	101	387	60	110	13	3	2	53	5	3	7	55	0	45	14	5	11	.349	.381	5	
DeVoss, Zeke	.333	1	3	0	1	0	0	0	0	0	0	0	1	0	0	0	0	0	.333	.500	0	
Elmore, Jake	.282	47	181	30	51	15	0	0	18	0	2	1	27	1	26	9	4	9	.365	.374	7	
Exposito, Luis	.303	19	66	9	20	6	0	0	2	0	0	1	11	0	16	0	0	2	.394	.410	10	
Freiman, Nate	.284	80	310	48	88	22	1	15	74	0	7	7	40	1	73	0	0	10	.506	.371	2	
Gentry, Craig	.267	4	15	2	4	0	0	0	5	0	2	0	1	0	4	0	0	0	.267	.278	0	
Goebbert, Jake	.257	31	109	21	28	7	1	6	25	0	2	2	19	1	20	1	0	4	.505	.371	0	
Kirkland, Wade	.111	3	9	1	1	1	0	0	0	0	0	0	0	0	4	1	0	0	.222	.111	0	
Ladendorf, Tyler	.297	78	273	44	81	18	3	2	43	0	4	2	35	0	56	3	1	4	.407	.376	9	
Lipkin, Ryan	.269	7	26	1	7	0	0	0	0	1	0	0	0	0	2	0	0	3	.269	.269	0	
Lowrie, Jed	.222	2	9	1	2	0	0	0	0	0	0	0	0	1	0	0	0	0	.222	.222	1	
Martinez, Jose	.276	122	446	55	123	19	0	8	61	6	7	7	44	0	53	2	2	17	.372	.345	5	
Martinez, Luis	.150	14	40	1	6	1	0	0	3	0	0	2	5	0	10	0	0	1	.175	.277	0	
Matthes, Kent	.208	26	101	14	21	5	0	1	12	0	0	1	9	0	31	2	1	2	.287	.279	0	
Nakajima, Hiroyuki	.128	12	39	3	5	2	0	0	4	0	1	1	4	0	10	1	0	2	.179	.222	1	
Ortiz, Ryan	.215	81	247	31	53	9	2	2	22	2	0	5	52	0	67	0	0	8	.291	.362	3	
Parrino, Andy	.286	90	374	57	107	19	2	7	52	1	1	2	44	1	97	7	0	11	.404	.363	13	
Peterson, Shane	.308	137	543	101	167	40	5	11	90	8	6	2	66	4	139	11	2	14	.460	.381	7	
Pohl, Philip	.276	8	29	2	8	4	0	0	6	0	0	1	1	0	10	0	0	0	.414	.323	1	
Reddick, Josh	.438	4	16	1	7	3	0	0	0	0	0	0	1	0	1	1	1	1	0	.625	.471	0
Taylor, Michael	.243	59	218	34	53	14	1	5	31	0	1	6	33	1	50	7	2	3	.385	.357	3	
Vogt, Stephen	.364	21	88	18	32	8	2	3	19	0	1	0	8	0	8	1	0	0	.602	.412	2	
Walsh, Colin	.272	47	147	16	40	4	0	2	18	1	2	3	19	3	38	1	0	4	.340	.363	6	
Whitaker, Josh	.238	22	84	9	20	5	0	3	12	1	2	0	6	0	26	1	0	5	.405	.283	2	
Wilson, Kenny	.135	14	52	6	7	1	0	0	5	1	0	1	3	0	14	2	0	3	.154	.196	0	
Team Total	.274	144	4973	745	1363	273	24	83	696	31	53	64	628	16	1024	82	25	147	.389	.359	108	

PITCHERS	W	L	ERA	G	GS	CGSHO	SV	SVO	IP	H	R	ER	HR	HB	BB	IBB	SO	WP	BK	AVG	
Atherton, Tim	0	1	54.00	1	1	0	0	0	0	1.0	5	6	6	2	0	2	0	0	0	0	.625
Berger, Eric	0	0	6.75	3	0	0	0	0	0	1.1	3	1	1	1	0	1	0	0	1	0	.429
Blanton, Joe	1	0	5.06	2	2	0	0	0	0	10.2	13	7	6	1	0	3	0	10	1	0	.302
Buschmann, Matt	9	7	4.52	23	22	1	1	0	0	133.1	142	76	67	15	6	49	1	123	8	0	.275
Carrithers, Alden	0	0	0.00	1	0	0	0	0	0	1.0	1	0	0	0	1	0	0	0	0	0	.250
Castro, Angel	0	3	7.78	4	4	0	0	0	0	19.2	34	20	17	3	1	6	0	10	0	0	.410
Exposito, Luis	0	0	0.00	1	0	0	0	0	0	1.0	0	0	0	0	0	3	0	0	0	0	.000
Flores, Jose	2	1	4.60	24	0	0	0	0	1	29.1	33	17	15	2	1	17	2	25	4	0	.292
Frankoff, Seth	1	1	4.40	22	0	0	0	1	2	30.2	30	16	15	3	1	10	0	22	2	0	.254
Granier, Drew	0	0	15.75	1	1	0	0	0	0	4.0	12	7	7	0	0	0	0	1	0	0	.522
Healy, Tucker	1	1	8.14	20	0	0	0	0	1	24.1	31	24	22	4	1	14	0	28	1	0	.307
Hooker, Deryk	0	4	4.25	22	1	0	0	0	2	36.0	43	22	17	2	2	16	1	16	7	0	.305
House, Austin	0	0	0.00	4	0	0	0	0	0	7.0	3	0	0	0	2	4	0	3	1	0	.143
Humber, Philip	6	4	3.65	44	3	0	0	1	2	69.0	67	33	28	8	3	26	3	68	2	1	.248
Lamb, Chris	0	1	54.00	1	0	0	0	0	1	0.1	2	2	2	0	0	2	0	0	0	0	1.000
Leon, Arnold	10	7	4.97	27	27	0	0	0	0	145.0	170	84	80	12	6	51	0	128	14	2	.295
Lindblom, Josh	4	3	5.79	17	16	0	0	0	0	84.0	92	60	54	10	3	26	0	60	1	0	.280
Marks, Justin	0	0	0.00	4	0	0	0	0	0	3.2	0	0	0	0	0	1	0	2	0	0	.000
McBryde, Jeremy	3	4	2.22	51	1	0	0	17	19	65.0	40	19	16	4	1	26	5	66	2	0	.181
McGuire, Deck	2	4	8.05	7	6	0	0	0	0	34.2	49	32	31	5	0	16	1	16	1	0	.340
Milone, Tommy	1	1	6.43	4	4	0	0	0	0	21.0	28	16	15	5	0	9	0	17	1	0	.318
Murphy, Sean	2	4	7.18	7	7	0	0	0	0	36.1	41	31	29	6	2	18	0	20	1	1	.283
Neal, Zach	7	7	4.07	20	19	0	0	0	0	119.1	137	70	54	15	4	16	0	80	2	0	.288
Nieve, Fernando	2	1	7.01	18	0	0	0	3	4	25.2	38	22	20	4	1	14	3	24	3	0	.342
O'Flaherty, Eric	0	1	4.32	7	1	0	0	0	0	8.1	6	4	4	1	0	3	0	5	3	0	.207
Pomeranz, Drew	3	1	3.69	8	8	0	0	0	0	46.1	45	19	19	6	0	17	1	54	2	0	.260
Rodriguez, Fernando	3	0	1.97	38	0	0	0	0	0	45.2	40	12	10	2	3	16	1	53	3	0	.235
Savery, Joe	7	1	2.84	43	0	0	0	2	4	44.1	37	15	14	4	1	17	1	45	2	0	.228
Scribner, Evan	4	1	3.06	40	0	0	0	16	20	47.0	39	16	16	4	1	9	0	72	0	2	.223

PLAYER DEVELOPMENT

SACRAMENTO, CONT.

PITCHERS	W	L	ERA	G	GS	CGSHO	SV	SVO	IP	H	R	ER	HR	HB	BB	IBB	SO	WP	BK	AVG	
Smyth, Paul	5	2	3.05	46	0	0	0	0	1	59.0	43	22	20	9	6	14	0	56	1	0	.202
Straily, Dan	4	3	4.71	10	10	0	0	0	0	63.0	54	33	33	9	2	26	0	67	3	0	.241
Urlaub, Jeff	0	0	4.05	6	0	0	0	0	0	6.2	7	4	3	1	1	2	1	8	1	0	.259
Walden, Marcus	2	2	5.73	11	11	0	0	0	0	59.2	69	42	38	6	4	27	1	34	2	0	.297
Walsh, Colin	0	0	9.00	2	0	0	0	0	0	3.0	7	3	3	0	0	3	0	1	0	0	.438
Team Total	79	65	4.60	144	144	1	5	40	57	1286.1	1361	735	658	144	52	465	21	1114	69	6	.274

MIDLAND

BATTERS	AVG	G	AB	R	H	2B	3B	HR	RBI	SH	SF	HP	BB	IBB	SO	SB	CS	DP	SLG	OBP	E
Aliotti, Anthony	.277	48	166	26	46	11	1	7	27	1	0	2	28	1	64	0	0	2	.482	.388	3
Barfield, Jeremy	.261	43	142	16	37	6	2	3	16	0	1	1	29	0	41	0	1	6	.394	.387	0
Burns, Billy	.250	91	364	57	91	20	3	1	23	6	4	3	44	0	65	51	5	6	.330	.333	5
Chapman, Matt	.000	1	3	0	0	0	0	0	0	0	0	0	0	0	0	0	0	0	.000	.000	0
Chavez, Jose	.167	3	12	1	2	1	0	0	0	1	0	0	0	1	0	4	0	0	.250	.231	1
Coleman, Dusty	.223	135	489	79	109	27	2	18	81	4	5	9	47	0	202	16	5	10	.397	.300	22
Crumbless, Conner	.251	118	439	65	110	25	4	10	49	2	5	7	69	1	66	13	2	5	.394	.358	11
Forsythe, Blake	.224	72	232	26	52	12	1	5	26	1	1	1	27	0	77	0	1	4	.349	.307	7
Head, Miles	.219	58	210	21	46	7	1	7	28	0	3	3	11	0	52	1	0	5	.362	.264	6
Lamas, Antonio	.167	2	6	0	1	0	0	0	0	0	0	0	0	0	2	0	0	0	.167	.167	0
Lipkin, Ryan	.000	1	3	0	0	0	0	0	0	0	0	0	0	0	1	0	0	0	.000	.000	0
Marte, Jefry	.259	107	405	50	105	17	0	10	53	1	6	3	45	0	69	9	3	11	.375	.333	21
Matthes, Kent	.241	78	295	43	71	21	1	15	60	0	1	3	20	1	84	5	0	4	.471	.295	2
Maxwell, Bruce	.141	25	85	8	12	3	0	0	2	0	0	0	9	0	32	0	1	6	.176	.223	0
Muncy, Max	.264	122	435	59	115	23	3	7	63	0	6	2	87	5	92	7	2	1	.379	.385	8
Myers, D'Arby	.305	59	213	36	65	14	2	2	21	4	3	2	17	0	38	9	6	6	.418	.357	3
Nakajima, Hiroyuki	.266	73	256	30	68	8	0	6	31	1	3	3	26	0	56	3	3	8	.367	.337	9
Oberacker, Chad	.220	86	291	31	64	11	5	2	20	5	2	0	23	1	52	8	5	2	.313	.275	1
Russell, Addison	.333	13	48	7	16	3	1	1	8	0	0	1	8	0	8	3	2	3	.500	.439	2
Taylor, Beau	.239	63	209	22	50	15	0	3	26	2	1	1	23	0	61	1	1	1	.354	.316	3
Walsh, Colin	.287	25	101	13	29	5	0	1	10	0	3	1	11	0	26	1	1	1	.366	.353	4
Whitaker, Josh	.320	51	197	26	63	11	1	9	42	0	2	2	14	0	38	3	2	4	.523	.367	3
Wilson, Kenny	.327	27	113	12	37	7	1	0	8	1	0	1	2	0	24	7	3	4	.407	.345	0
Team Total	.252	140	4714	628	1189	247	28	107	595	28	46	45	541	9	1154	137	43	89	.385	.332	125

PITCHERS	W	L	ERA	G	GS	CGSHO	SV	SVO	IP	H	R	ER	HR	HB	BB	IBB	SO	WP	BK	AVG	
Alcantara, Raul	2	0	2.29	3	3	0	0	0	19.2	17	5	5	0	0	2	5	0	10	1	0	.250
Barfield, Jeremy	0	0	0.00	2	0	0	0	0	0	1.2	1	0	0	0	0	0	0	4	1	0	.143
Castillo, Jesus	0	1	3.95	8	0	0	0	1	2	13.2	12	6	6	0	1	6	0	9	1	0	.255
Crumbless, Conner	1	0	9.00	2	0	0	0	0	1.0	3	1	1	0	0	2	0	1	0	0	0	.500
Doolittle, Ryan	5	3	3.23	30	0	0	0	0	0	47.1	47	22	17	4	4	19	3	47	2	0	.254
Dull, Ryan	5	5	2.88	40	0	0	0	6	9	56.1	52	24	18	6	3	15	4	61	5	1	.240
Duran, Omar	1	0	3.14	11	0	0	0	0	1	14.1	7	5	5	2	0	6	0	18	0	0	.146
Finnegan, Kyle	0	1	11.81	1	1	0	0	0	0	5.1	10	7	7	3	1	1	0	6	1	0	.455
Flores, Jose	1	2	2.96	22	0	0	0	12	13	24.1	16	8	8	1	1	10	0	18	1	0	.184
Frankoff, Seth	2	2	2.41	27	0	0	0	15	16	33.2	29	10	9	3	0	11	2	47	0	0	.232
Gailey, Frank	1	0	3.46	40	0	0	0	0	0	52.0	50	21	20	4	3	21	2	44	3	0	.256
Granier, Drew	7	7	4.56	26	24	0	0	0	0	126.1	131	82	64	15	9	76	0	93	10	0	.266
Hassebrock, Blake	4	0	7.24	21	0	0	0	0	0	32.1	59	33	26	5	4	10	0	20	1	0	.391
Haviland, Shawn	7	7	3.87	25	25	0	0	0	0	146.1	137	70	63	14	8	51	0	95	8	0	.254
Healy, Tucker	0	1	2.33	12	0	0	0	4	4	19.1	17	5	5	1	0	6	1	29	1	0	.227
Hooker, Deryk	1	0	3.45	12	3	0	0	0	0	28.2	34	11	11	0	0	11	0	20	2	0	.306
Jensen, Chris	12	8	3.14	26	26	0	0	0	0	160.1	147	65	56	3	13	62	0	94	10	0	.246
Long, Nate	13	8	3.18	28	25	0	0	0	0	150.0	147	60	53	17	6	49	1	126	11	0	.260
Murphy, Sean	4	3	3.95	10	10	0	0	0	0	57.0	66	27	25	3	1	18	0	53	6	0	.296
Neal, Zach	3	0	0.58	5	5	0	0	0	0	31.0	25	5	2	0	3	4	0	25	1	0	.212
Peters, Tanner	0	3	3.63	3	3	0	0	0	0	17.1	18	9	7	2	0	5	0	7	1	0	.273
Sexton, Tim	1	1	5.91	5	0	0	0	0	0	10.2	15	7	7	0	0	2	1	11	0	0	.333
T Sexton, Tim	2	1	4.02	6	1	0	0	0	0	15.2	19	7	7	0	0	4	1	16	0	0	.302
Smith, Murphy	2	5	4.73	31	7	0	0	1	2	85.2	84	46	45	4	4	31	1	62	4	0	.265
Urlaub, Jeff	2	0	1.57	13	0	0	0	0	0	23.0	16	4	4	2	3	6	2	19	2	0	.198
Walden, Marcus	1	2	3.79	21	0	0	0	2	4	35.2	38	22	15	2	4	13	2	26	3	0	.273
Werner, Andrew	2	4	6.32	14	8	0	0	0	0	47.0	53	37	33	7	2	20	0	36	3	0	.285
Team Total	77	63	3.71	140	140	0	10	41	51	1240.0	1231	592	511	98	72	460	19	981	78	1	.261

STOCKTON

BATTERS	AVG	G	AB	R	H	2B	3B	HR	RBI	SH	SF	HP	BB	IBB	SO	SB	CS	DP	SLG	OBP	E
Brugman, Jaycob	.282	50	195	34	55	6	2	13	35	0	3	0	16	1	50	3	3	1	533	.332	1
Callaspo, Alberto	.200	1	5	2	1	0	0	0	0	0	0	0	0	0	0	0	0	1	200	.200	0
Crocker, Bobby	.271	120	447	59	121	22	6	11	52	2	4	9	37	0	149	31	6	14	421	.336	3
DeVoss, Zeke	.167	23	72	9	12	1	0	0	5	0	1	4	18	0	24	2	2	0	181	.358	0
Gentry, Craig	.500	1	4	0	2	1	0	0	0	0	0	0	0	0	1	0	1	0	750	.500	0
Gorton, Ryan	.198	34	116	12	23	2	0	0	7	1	1	2	5	0	21	1	0	3	216	.242	0
Healy, Ryan	.285	136	561	73	160	28	2	16	83	0	8	3	28	1	79	0	0	20	428	.318	8
Kirkland, Wade	.241	64	228	26	55	17	1	4	27	0	0	5	10	0	74	6	0	5	377	.288	3
Lipkin, Ryan	.344	10	32	2	11	2	0	0	4	0	1	2	2	0	6	0	1	2	406	.405	1
Marinco, Tyler	.317	16	60	11	19	5	1	2	13	0	2	1	6	0	22	1	0	1	533	.377	1
Maxwell, Bruce	.273	79	289	33	79	11	1	6	35	0	2	2	4	1	58	0	1	3	381	.365	8
McKinney, Billy	.241	75	290	42	70	12	2	10	33	0	3	4	36	0	58	5	3	7	400	.330	3
Nunez, Renato	.279	124	509	75	142	28	3	29	96	0	6	13	34	0	113	2	0	12	517	.336	15
Oberacker, Chad	.235	6	17	2	4	2	0	0	0	0	0	0	3	0	5	1	1	0	353	.350	0
Olson, Matt	.262	138	512	111	134	31	1	37	97	0	0	5	117	4	137	2	0	6	543	.404	7
Pinder, Chad	.288	94	403	61	116	32	5	13	55	1	2	8	22	0	99	12	9	16	489	.336	16
Powell, Boog	.377	14	61	11	23	3	1	0	11	0	0	0	8	0	4	0	2	0	459	.449	0
Reddick, Josh	.429	5	21	6	9	2	0	3	8	0	0	0	1	0	6	0	0	0	952	.455	0
Robertson, Daniel	.310	132	548	110	170	37	3	15	60	1	5	16	72	1	94	4	4	10	471	.402	18
Robinson, Dusty	.230	66	239	24	55	14	1	8	28	0	4	2	24	1	68	9	4	6	397	.301	2
Russell, Addison	.188	5	16	0	3	0	0	0	1	0	0	0	2	0	6	1	0	0	188	.278	0
Shipman, Aaron	.292	52	178	30	52	6	6	1	16	0	0	1	36	0	39	13	2	2	410	.414	1
Taylor, Beau	.333	32	114	21	38	10	0	5	27	0	2	0	22	0	33	0	0	1	553	.435	1
Walsh, Colin	.417	6	24	7	10	1	0	1	4	0	0	0	6	0	6	1	0	1	583	.533	2
Team Total	.276	140	4941	761	1364	273	35	174	697	5	44	77	546	9	1152	94	39	111	.451	.354	97

PITCHERS	W	L	ERA	G	GS	CG	SHO	SV	SVO	IP	H	R	ER	HR	HB	BB	IBB	SO	WP	BK	AVG
Adkins, Hunter	2	3	5.74	12	11	0	0	0	0	58.0	63	39	37	10	3	27	0	37	2	0	.283
Alderson, Tim	5	0	4.11	8	7	0	0	1	1	46.0	44	22	21	7	1	12	0	42	2	0	.249
Atherton, Tim	6	2	5.04	15	15	0	0	0	0	80.1	88	51	45	10	1	24	0	67	1	3	.277
Avila, Andres	3	1	3.00	17	0	0	0	0	0	36.0	34	13	12	4	0	11	2	41	0	0	.250
Barfield, Jeremy	4	1	4.63	23	0	0	0	0	5	35.0	29	21	18	5	4	28	1	39	1	0	.225
Bowman, Josh	8	7	5.03	31	20	0	0	1	2	130.2	143	78	73	23	7	36	1	89	8	0	.280
Buschmann, Matt	1	0	2.70	2	2	0	0	0	0	10.0	5	3	2	0	5	0	11	1	0	.139	
Castillo, Yeiper	1	1	9.00	6	5	0	0	0	0	23.0	36	25	23	4	0	18	0	8	4	0	.387
T Castillo, Yeiper	1	2	9.11	8	6	0	0	0	0	26.2	42	30	27	4	1	22	0	9	4	0	.385
Cook, Ryan	0	0	6.75	3	0	0	0	0	0	2.2	2	2	1	0	2	0	2	0	0	.200	
Correa, Manny	2	3	5.40	8	8	0	0	0	0	36.2	36	23	22	7	0	12	0	29	1	0	.263
Covey, Dylan	3	5	7.15	8	8	0	0	0	0	39.0	49	31	31	2	5	15	0	22	5	0	.312
Doolittle, Ryan	0	1	1.80	6	0	0	0	0	0	10.0	6	2	2	2	0	2	0	13	1	0	.167
Duran, Omar	2	2	2.35	26	0	0	0	1	1	46.0	37	13	12	3	1	22	2	61	10	1	.220
Fernandez, Rodolfo	0	2	4.38	16	0	0	0	1	2	24.2	24	13	12	3	3	11	1	26	3	0	.261
Hall, Kris	5	0	4.29	40	0	0	0	3	3	56.2	42	28	27	6	1	38	1	77	9	0	.210
Hassebrock, Blake	0	0	5.23	8	0	0	0	0	0	10.1	15	7	6	1	1	6	0	8	2	0	.349
Haviland, Shawn	1	2	3.24	3	3	0	0	0	0	16.2	12	8	6	2	3	4	0	14	2	0	.194
Healy, Tucker	2	1	1.04	13	0	0	0	3	3	17.1	9	2	2	1	1	4	0	29	0	0	.153
Hollstegge, Tyler	0	0	4.50	2	0	0	0	0	0	2.0	4	1	1	0	0	1	0	1	0	0	.444
House, Austin	3	4	3.46	46	0	0	0	19	23	54.2	47	22	21	4	3	19	1	79	5	0	.232
Joseph, Jonathan	7	3	3.58	37	3	0	0	0	0	78.0	68	35	31	5	4	38	1	72	5	0	.236
Kirkland, Wade	0	0	0.00	1	0	0	0	0	0	2.0	1	0	0	0	0	1	0	1	0	0	.167
Lamb, Chris	4	5	3.21	20	19	0	0	0	0	103.2	92	40	37	5	2	36	1	100	11	0	.237
McCurry, Brendan	0	0	0.00	1	0	0	0	0	0	1.0	0	0	0	0	0	0	0	1	0	0	.000
Murphy, Sean	0	1	2.70	3	3	0	0	0	0	13.1	12	4	4	0	0	6	0	19	3	0	.250
Neal, Zach	0	0	0.57	2	2	0	0	0	0	15.2	8	2	1	0	1	0	0	19	0	0	.145
O'Flaherty, Eric	1	0	0.00	1	0	0	0	0	0	1.0	0	0	0	0	0	0	0	3	0	0	.000
Robinson, Dusty	1	0	0.00	1	0	0	0	0	0	1.0	1	0	0	0	0	1	0	0	0	0	.250
Sanburn, Nolan	3	1	3.28	42	0	0	0	6	9	71.1	78	29	26	6	2	25	1	73	5	0	.279
Sanchez, Jake	8	2	3.42	12	12	0	0	0	0	71.0	71	32	27	7	2	17	0	72	4	1	.258
Streich, Seth	9	6	3.16	22	22	0	0	0	0	114.0	110	49	40	7	6	22	1	116	13	0	.253
Wahl, Bobby	0	0	4.22	9	0	0	0	0	0	10.2	8	7	5	2	0	6	0	19	1	0	.190
Ynoa, Michael	4	2	5.52	31	0	0	0	0	1	45.2	42	28	28	5	5	21	2	64	7	0	.247
Team Total	85	55	4.08	140	140	0	8	35	50	1264.0	1216	630	573	134	56	470	15	1254	106	5	.254

PLAYER DEVELOPMENT

Minor League Statistics, continued

BELOIT

BATTERS	AVG	G	AB	R	H	2B	3B	HR	RBI	SH	SF	HP	BB	IBB	SO	SB	CS	DP	SLG	OBP	E
Akau, Iolana	.000	1	1	0	0	0	0	0	0	0	0	0	0	0	0	0	0	0	.000	.000	1
Baez, Luis	.237	119	448	41	106	25	1	7	43	7	3	3	12	0	96	5	3	10	.344	.260	26
Boyd, B.J.	.226	125	464	57	105	15	5	6	38	5	2	2	48	1	94	15	9	5	.319	.300	3
Brugman, Jaycob	.278	70	248	33	69	19	4	8	37	1	1	2	35	0	65	5	2	5	.484	.371	1
Chapman, Matt	.237	50	190	22	45	8	3	5	20	0	0	5	7	0	46	2	1	5	.389	.282	11
Chavez, Jose	.205	46	132	8	27	3	0	0	4	7	1	4	9	0	23	0	1	8	.227	.274	2
Cogswell, Branden	.203	40	128	14	26	2	1	0	12	2	1	3	17	0	24	3	1	3	.234	.309	16
Freiman, Nate	.444	2	9	2	4	2	0	1	2	0	0	0	0	0	4	0	0	0	1.000	.444	0
Higley, Justin	.240	48	175	18	42	8	2	2	12	0	1	1	12	0	59	6	1	1	.343	.291	1
Huck, Ryan	.202	35	119	16	24	2	1	3	13	0	0	0	19	2	37	1	0	4	.311	.312	3
Ludy, Josh	.218	17	55	7	12	1	0	3	5	1	0	1	11	0	17	0	0	1	.400	.358	1
Marincov, Tyler	.261	111	399	59	104	29	5	16	64	0	8	7	47	1	108	17	8	8	.479	.343	5
Mathews, Ryan	.269	90	324	36	87	18	3	12	42	0	2	1	23	1	85	5	3	3	.454	.317	4
Mercedes, Melvin	.222	98	361	54	80	14	7	2	33	1	7	4	41	1	70	12	4	7	.316	.303	21
Pan, Chih Fang	.254	81	284	17	72	13	3	1	24	4	3	3	22	1	62	4	4	4	.331	.311	10
Paz, Andy	.158	18	57	4	9	2	0	0	7	3	1	0	10	0	18	1	0	2	.193	.279	1
Pohl, Philip	.238	72	252	26	60	15	0	6	29	5	0	17	10	1	48	4	1	5	.369	.312	4
Powell, Boog	.335	69	254	43	85	7	4	3	17	1	1	2	53	0	49	16	13	3	.429	.452	4
Soto, Michael	.274	50	164	26	45	9	2	7	29	0	3	0	15	0	34	3	0	3	.482	.330	6
Vollmuth, B.A.	.207	99	367	41	76	22	0	9	44	0	5	3	35	0	91	7	3	8	.341	.278	15
Team Total	.243	139	4558	531	1109	219	41	92	482	40	40	60	436	8	1067	107	55	86	.370	.315	152

PITCHERS	W	L	ERA	G	GS	CG	SHO	SV	SVO	IP	H	R	ER	HR	HB	BB	IBB	SO	WP	BK	AVG
Adkins, Hunter	1	6	5.02	13	9	1	0	0	0	57.1	59	44	32	7	4	20	1	37	5	0	.259
Avila, Andres	2	3	2.67	24	0	0	0	8	11	33.2	32	14	10	2	2	6	0	23	2	0	.241
Bayless, Trevor	1	0	5.23	24	0	0	0	0	0	41.1	39	28	24	8	3	29	0	22	7	0	.248
Bragg, Sam	4	0	3.23	41	1	0	0	7	9	75.1	66	30	27	5	4	26	0	68	4	0	.237
Covey, Dylan	4	9	4.81	18	17	2	0	0	0	101.0	99	59	54	3	5	26	0	70	2	0	.258
Finnegan, Kyle	7	9	3.69	23	23	1	1	0	0	119.2	99	53	49	12	4	52	0	55	3	0	.227
1 Herrera, Ronald	3	4	3.38	9	9	0	0	0	0	50.2	53	26	19	6	5	10	0	35	1	1	.272
Hollstegge, Tyler	0	1	11.25	11	0	0	0	0	0	12.0	18	15	15	2	1	11	0	9	1	0	.340
Lamb, Chris	0	1	2.77	10	3	0	0	2	2	26.0	18	10	8	1	0	7	0	34	1	0	.191
Mathews, Ryan	1	1	6.23	3	0	0	0	0	0	4.1	2	3	3	1	1	2	0	0	0	0	.143
McCurry, Brendan	2	0	0.34	15	0	0	0	2	2	26.1	12	1	1	1	1	2	3	0	34	1	1.140
McMullen, Blake	1	2	8.04	10	0	0	0	0	1	15.2	21	15	14	3	0	8	2	11	1	0	.318
Mendez, Junior	2	8	4.77	25	18	0	0	0	0	105.2	107	60	56	16	13	27	0	61	2	1	.260
Michaud, Joseph	3	2	6.32	13	2	0	0	0	0	37.0	51	31	26	5	1	7	0	21	3	1	.319
1 Powers, Brent	2	2	6.21	15	4	0	0	0	0	37.2	46	31	26	2	1	24	1	31	9	3	.297
Pudenz, Stuart	2	3	6.04	18	0	0	0	0	3	22.1	25	19	15	1	2	17	1	18	1	0	.291
Roberts, Sam	0	4	2.50	26	0	0	0	0	0	39.2	37	19	11	1	2	19	2	24	2	0	.248
Seddon, Joel	2	2	2.84	19	0	0	0	1	2	25.1	20	9	8	2	3	8	1	20	1	0	.227
Sosa, Lee	0	0	9.00	14	0	0	0	1	1	19.0	25	22	19	2	3	14	0	15	2	0	.321
Stalcup, Matt	6	4	3.93	21	14	1	1	1	2	89.1	101	42	39	9	2	20	0	70	3	0	.277
Trivino, Lou	7	11	5.28	27	26	0	0	0	0	139.2	160	93	82	10	10	43	2	95	12	0	.290
Vail, Tyler	3	6	4.61	29	0	0	0	3	6	41.0	53	29	21	3	4	18	0	24	4	0	.314
Vattuone, Dominique	0	0	6.14	5	0	0	0	0	1	7.1	6	5	5	1	0	8	1	5	3	0	.222
Wagman, Joey	2	2	5.13	6	6	0	0	0	0	26.1	26	15	15	2	2	7	0	31	1	0	.248
Wahl, Bobby	0	4	5.06	20	7	0	0	4	5	42.2	46	29	24	5	3	19	0	43	3	0	.267
Team Total	55	84	4.54	139	139	5	7	29	45	1196.1	1221	702	603	110	77	431	11	856	74	7	.263

VERMONT

BATTERS	AVG	G	AB	R	H	2B	3B	HR	RBI	SH	SF	HP	BB	IBB	SO	SB	CS	DP	SLG	OBP	E
Alexander, Dayton	.207	36	111	15	23	7	0	0	7	1	0	2	18	0	36	11	0	3	.270	.328	0
Bennie, Joe	.288	45	156	15	45	9	1	1	14	0	2	0	21	1	51	4	1	2	.378	.369	7
Brizuela, Jose	.241	55	187	25	45	9	1	5	22	0	3	5	15	1	42	2	1	3	.380	.310	6
Chavez, Jose	.093	16	54	3	5	0	0	0	3	2	0	1	3	0	17	0	0	1	.093	.155	3
Gilbert, Trent	.212	40	137	17	29	6	1	0	10	0	1	2	10	1	35	1	0	5	.270	.273	5
Higley, Justin	.281	24	89	16	25	6	2	5	25	0	1	0	8	0	31	10	0	1	.562	.337	0
Huck, Ryan	.188	47	170	11	32	7	1	2	17	0	1	1	13	0	56	0	1	6	.276	.249	2
Kim, Seong-min	.192	30	99	7	19	5	1	2	19	0	0	2	6	0	33	0	0	1	.323	.252	1
Kuhn, Max	.277	52	184	26	51	10	2	4	23	1	0	3	17	0	46	3	2	5	.418	.348	3
Masik, Scott	.218	49	170	20	37	5	1	1	11	0	0	13	13	0	37	4	2	3	.276	.321	3
McQuown, Ben	.239	52	163	20	39	3	2	2	15	3	1	3	15	0	33	12	3	1	.319	.313	0
Munoz, Yairo	.298	66	252	29	75	17	3	5	20	2	2	2	7	1	42	14	6	2	.448	.319	20
Nogowski, John	.259	50	158	18	41	8	0	1	21	0	2	5	20	1	23	0	0	4	.329	.357	5
Paz, Andy	.120	14	50	7	6	1	1	0	6	0	1	0	3	0	11	0	0	0	.180	.167	3
Santana, Gabriel	.246	41	134	13	33	4	0	1	9	1	0	3	6	0	16	2	2	6	.299	.294	8
Sportman, J.P.	.301	38	146	17	44	8	0	3	15	1	2	0	8	0	22	4	3	5	.418	.333	2
Vertigan, Brett	.265	47	151	23	40	8	2	1	12	3	1	1	9	0	16	6	2	2	.364	.309	1
Wheeler, Kyle	.181	27	83	4	15	2	0	0	3	0	0	1	4	1	26	0	1	5	.205	.227	4
Wolfe, Chris	.200	16	35	3	7	1	0	0	4	1	0	0	8	0	8	0	1	1	.229	.349	3
Team Total	.242	76	2529	289	611	116	18	33	256	15	17	44	204	6	581	73	25	56	.341	.307	86

PITCHERS	W	L	ERA	G	GS	CG	SHO	SV	SVO	IP	H	R	ER	HR	HB	BB	IBB	SO	WP	BK	AVG
Bayless, Trevor	0	0	0.00	1	0	0	0	1	1	2.0	3	0	0	0	1	0	0	3	0	0	.333
Burke, A.J.	6	4	3.89	15	13	0	0	0	0	71.2	76	38	31	5	2	13	0	57	2	0	.264
Cruzado, Fernand	2	0	1.90	24	0	0	0	4	6	23.2	19	5	5	3	0	8	0	20	4	0	.221
Fagan, Michael	2	1	4.66	17	0	0	0	0	0	19.1	13	11	10	2	1	15	1	25	3	1	.191
Ferreras, Kevin	0	0	5.14	6	0	0	0	0	1	7.0	7	4	4	0	1	5	0	5	2	0	.250
Gauna, Koby	0	1	2.08	15	1	0	0	12	12	17.1	15	4	4	2	0	2	0	14	1	0	.242
Gossett, Daniel	1	0	2.25	12	1	0	0	0	0	24.0	16	6	6	1	0	1	0	25	0	0	.188
Graves, Brett	3	2	6.86	8	2	0	0	0	0	21.0	24	18	16	1	1	6	0	18	4	0	.279
Grundy, Jerad	4	7	4.08	15	15	0	0	0	0	75.0	90	38	34	6	4	16	0	51	2	0	.303
Hollstegge, Tyler	0	0	5.19	16	0	0	0	0	1	17.1	16	10	10	2	0	12	0	18	1	0	.250
Massad, Jonathan	0	2	4.39	21	0	0	0	0	0	26.2	26	13	13	2	1	8	0	22	2	0	.265
McMullen, Blake	1	2	4.86	20	0	0	0	1	1	33.1	35	20	18	1	2	10	0	25	2	0	.267
Michaud, Joseph	1	2	3.41	5	5	0	0	0	0	29.0	33	12	11	1	2	2	0	23	2	0	.289
Miller, Corey	1	3	4.65	12	9	0	0	0	0	40.2	43	21	21	2	3	16	0	29	5	0	.276
Nolasco, Alex	1	0	0.00	2	0	0	0	0	0	1.2	0	1	0	0	0	1	0	0	0	1	.000
Overton, Dillon	0	1	2.40	5	5	0	0	0	0	15.0	11	4	4	0	1	1	0	22	0	0	.200
Perez, Cristhian	2	5	4.90	14	13	0	0	0	0	64.1	76	40	35	5	3	14	0	31	2	3	.293
Rivas, Jesus	0	0	10.80	2	0	0	0	0	0	1.2	3	2	2	0	1	3	0	1	0	1	.375
Schwartz, Jordan	1	1	4.82	11	0	0	0	0	3	18.2	21	14	10	0	4	13	0	14	2	1	.288
Sosa, Lee	3	2	2.39	13	1	0	0	0	1	26.1	21	7	7	1	1	8	0	21	5	0	.216
Torres, Jose	0	6	4.38	14	9	0	0	2	2	61.2	62	37	30	4	3	22	0	47	6	0	.267
Vattuone, Dominique	3	1	3.38	19	0	0	0	1	2	32.0	26	14	12	2	3	12	1	33	2	0	.228
Veliz, Victor	0	2	6.00	4	2	0	0	0	1	15.0	15	12	10	3	1	6	0	7	0	0	.263
Walter, Corey	2	1	3.10	17	0	0	0	0	0	20.1	16	7	7	0	2	8	0	20	0	1	.216
Team Total	33	43	4.06	76	76	0	3	21	31	664.2	667	338	300	43	37	202	2	531	47	8	.262

ORGANIZATIONAL PLAYER AND PITCHER OF THE YEAR

1995	Steve Cox, Derek Manning	2005	Andre Ethier, Dallas Braden
1996	D.T. Cromer, Willie Adams	2006	Jeff Baisley, Jason Windsor
1997	Ben Grieve, Brad Rigby	2007	Daric Barton, Trevor Cahill
1998	Eric Chavez, Jay Witasick	2008	Chris Carter, Trevor Cahill
1999	Adam Platt, Tim Hudson	2009	Chris Carter, Pedro Figueroa
2000	Jose Ortiz, Barry Zito	2010	Grant Green, Ian Krol
2001	Esteban German, Mario Ramos	2011	Michael Choice/Jermaine Mitchell, Graham Godfrey
2002	Graham Koonce, Rich Harden	2012	Miles Head, A.J. Griffin/Dan Straily
2003	Graham Koonce, Rich Harden	2013	Anthony Aliotti, Sonny Gray
2004	Dan Johnson, Jairo Garcia	2014	Dan Robertson/Matt Olson, Seth Streich

ARIZONA

BATTERS	AVG	G	AB	R	H	2B	3B	HR	RBI	SH	SF	HP	BB	IBB	SO	SB	CS	DP	SLG	OBP	E
Akau, Iolana	.169	18	59	9	10	2	0	0	6	0	2	1	5	0	19	0	0	0	.203	.239	6
Brizuela, Jose	.429	4	14	2	6	1	1	1	3	0	0	0	1	0	1	0	0	0	.857	.467	1
Brown, Dusty	.290	10	31	5	9	2	0	2	6	0	0	1	1	0	9	0	0	0	.548	.333	1
Chapman, Matt	.429	3	14	1	6	1	1	0	0	0	0	0	1	0	1	0	0	0	.643	.467	1
De La Cruz, Vicmal	.210	46	167	25	35	13	1	0	17	0	2	4	20	0	43	4	3	3	.299	.306	4
Diaz, Edwin	.241	44	145	21	35	12	1	1	7	1	1	6	17	0	39	2	0	2	.359	.343	11
Duinker, Shawn	.167	35	126	10	21	7	2	0	13	1	0	0	9	0	39	1	1	1	.254	.222	2
Gilbert, Trent	.327	11	49	7	16	4	1	0	6	0	0	0	4	0	6	0	0	2	.449	.377	0
Kim, Seong-min	.441	12	34	10	15	2	1	3	6	0	0	0	7	0	13	1	0	0	.824	.537	1
Kubala, A.J.	.053	13	38	2	2	1	1	0	3	0	0	1	2	0	21	0	1	1	.132	.122	5
Kuhn, Max	.250	7	20	2	5	2	0	1	6	0	0	1	1	0	6	0	0	1	.500	.318	2
Loehr, Trace	.244	41	160	22	39	3	2	0	14	1	0	1	15	0	31	6	2	1	.288	.313	10
Lopez, Jesus	.221	42	136	18	30	5	1	0	13	2	0	0	19	0	29	4	1	4	.272	.316	7
Martinez, Robert	.219	48	151	24	33	12	1	5	29	1	1	2	26	1	60	2	2	4	.411	.339	1
Mercedes, Miguel	.221	37	113	9	25	4	0	1	12	1	1	3	11	0	43	0	0	5	.283	.305	10
Montz, Luke	.333	14	36	11	12	2	0	5	10	0	0	1	10	0	7	0	0	0	.806	.489	1
Myers, D'Arby	.300	3	10	5	3	1	0	0	0	0	0	0	4	0	3	1	0	0	.400	.500	0
Nogowski, John	.286	8	35	5	10	3	1	0	11	0	0	0	2	0	4	0	0	1	.429	.324	0
Paz, Andy	.159	14	44	3	7	2	0	1	4	0	1	0	4	0	8	0	0	1	.273	.224	1
Penalo, Rodolfo	.276	17	58	16	16	2	0	0	5	1	1	2	8	0	13	8	4	1	.310	.377	0
Raga, Argenis	.338	26	71	10	24	6	2	0	11	0	1	2	6	0	11	0	1	0	.479	.400	3
Rodriguez, Jean Carlo	.184	36	98	14	18	2	1	0	8	0	1	2	14	0	13	3	1	4	.224	.296	1
Soto, Michael	.324	21	74	14	24	8	0	2	17	0	2	0	11	1	15	2	0	2	.514	.402	5
Sportman, J.P.	.321	22	84	19	27	4	1	0	8	2	1	0	14	0	9	5	3	0	.393	.414	0
Zarraga, Jonesy	.228	28	101	10	23	4	2	0	7	1	3	2	7	0	30	5	1	3	.307	.283	2
Team Total	.241	56	1868	274	451	105	20	22	222	11	17	29	219	2	473	44	20	36	.354	.328	76

PITCHERS	W	L	ERA	G	GS	CG	SHO	SV	SVO	IP	H	R	ER	HR	HB	BB	IBB	SO	WP	BK	AVG
Beasley, Derek	4	2	6.27	13	0	0	0	1	1	18.2	22	15	13	1	1	11	0	21	6	0	.286
Bracewell, Ben	0	0	0.90	7	0	0	0	3	3	10.0	5	1	1	0	1	3	0	9	1	0	.143
Brown, Dawson	1	0	2.75	11	0	0	0	2	2	19.2	21	7	6	1	0	3	0	16	2	0	.280
Fagan, Michael	0	0	2.70	2	0	0	0	0	0	3.1	4	1	1	0	0	3	0	4	0	0	.286
Ferreras, Kevin	2	3	6.67	12	4	0	0	1	27.0	33	22	20	2	0	12	0	26	2	0	0	.297
Fillmyer, Heath	1	0	2.79	6	0	0	0	0	0	9.2	5	3	3	0	0	5	0	10	4	0	.147
Gauna, Koby	0	2	6.14	3	1	0	0	0	0	7.1	4	5	5	0	1	2	0	5	2	0	.167
Graves, Brett	0	0	0.00	1	1	0	0	0	0	1.0	0	0	0	0	0	1	0	1	0	0	.000
Huber, Rob	1	0	8.02	15	0	0	0	1	1	21.1	27	19	19	1	1	13	0	23	5	0	.314
Kelliher, Branden	1	4	4.82	11	7	0	0	0	0	28.0	25	22	15	0	1	29	0	37	6	0	.229
Kurz, Cody	0	0	13.50	7	0	0	0	0	0	6.2	7	11	10	0	3	16	0	11	6	0	.259
McCurry, Brendan	0	0	0.00	1	0	0	0	0	0	1.1	2	0	0	0	0	0	0	2	0	0	.333
Miller, Corey	1	0	5.40	1	0	0	0	0	0	3.1	2	2	2	0	0	1	0	3	0	0	.167
Navas, Carlos	6	5	3.30	13	11	0	0	0	0	71.0	75	39	26	6	2	20	0	61	4	2	.272
Nolasco, Alex	0	0	9.75	9	0	0	0	0	0	12.0	17	17	13	1	1	11	0	11	2	0	.315
Ortiz, Phillip	0	0	7.30	9	0	0	0	0	0	12.1	11	10	10	0	4	10	0	16	0	2	.268
Overton, Dillon	0	2	1.64	7	7	0	0	0	0	22.0	19	8	4	0	2	3	0	31	0	0	.232
Painton, Tyler	0	0	15.75	4	0	0	0	1	4.0	3	7	7	0	0	4	9	0	1	2	0	.214
Peters, Tanner	0	2	8.44	7	7	0	0	0	0	10.2	18	11	10	0	2	3	0	10	1	0	.375
Pitcher, Travis	1	2	7.88	12	0	0	0	0	0	24.0	29	26	21	2	1	19	0	32	4	0	.302
Rivas, Jesus	0	0	2.14	18	0	0	0	7	8	21.0	28	6	5	0	1	4	1	10	0	0	.318
Rodriguez, Jean Carlo	0	0	0.00	1	0	0	0	0	0	0.1	0	0	0	0	0	0	0	0	0	0	.000
Schwartz, Jordan	0	0	4.50	1	1	0	0	0	0	2.0	3	1	1	0	0	0	0	4	1	0	.333
Seddon, Joel	0	0	4.50	1	0	0	0	0	0	2.0	1	1	1	0	0	2	0	4	1	0	.143
Stull, Cody	1	0	1.47	14	1	0	0	2	2	18.1	12	5	3	0	1	8	0	27	3	0	.182
Veliz, Victor	2	1	2.43	10	4	0	0	0	0	33.1	24	11	9	1	2	12	0	17	1	0	.203
Walter, Corey	0	0	0.00	4	0	0	0	0	0	6.2	2	2	0	0	0	3	0	7	2	0	.087
Willman, Tyler	0	2	5.85	12	0	0	0	0	0	20.0	19	13	13	0	1	11	0	24	0	0	.253
Zambrano, Jesus	6	3	4.33	14	12	0	0	0	0	70.2	66	41	34	3	5	18	0	63	8	0	.245
Team Total	27	28	4.65	56	56	0	1	16	19	487.2	484	306	252	18	34	232	1	486	63	4	257

DOMINICAN

BATTERS	AVG	G	AB	R	H	2B	3B	HR	RBI	SH	SF	HP	BB	IBB	SO	SB	CS	DP	SLG	OBP	E
Agelvis, Javier	.149	41	87	17	13	3	0	0	8	2	1	4	20	0	35	3	2	1	1.184	.330	7
Barrera, Luis	.130	16	46	2	6	0	0	0	3	1	0	0	5	0	12	2	0	2	.130	.216	0
Godard, Javier	.239	38	134	16	32	5	1	1	4	6	0	2	8	0	18	6	4	3	.313	.292	2
Gonzalez, Yhoelny	.140	64	179	20	25	7	2	1	12	2	3	1	20	1	56	15	2	4	2.18	.227	4
Guzman, Miguel	.272	53	206	20	56	12	1	1	34	0	3	3	6	0	30	3	1	5	.354	.298	6
Hernandez, Luis	.220	33	82	6	18	2	0	0	6	1	1	1	22	0	15	3	0	3	.244	.387	6
Hiciano, Carlos	.143	55	189	20	27	7	0	0	12	1	1	2	13	0	42	3	5	2	1.80	.205	23
Marinez, Eric	.202	66	242	23	49	11	2	1	26	6	2	0	17	0	70	3	5	5	.277	.253	21
Monseratt, Jesus	.154	26	52	3	8	2	0	0	4	0	0	0	15	0	14	1	0	2	.192	.343	3
Mullen, Robert	.230	51	152	22	35	10	0	0	9	4	3	6	28	1	29	6	1	2	.296	.365	10
Penalo, Rodolfo	.274	33	113	37	31	5	3	1	10	1	0	2	38	0	18	29	6	0	.398	.464	0
Pimentel, Sandber	.311	61	190	25	59	11	4	3	25	0	3	12	31	2	32	2	2	5	.458	.432	11
Rigby, Gean	.207	52	150	16	31	6	1	0	10	3	2	5	27	0	48	10	9	1	.260	.342	7
Rivas, Raymond	.162	30	99	6	16	2	1	0	8	1	1	3	4	1	14	6	1	1	202	.215	0
Rodriguez, Jhonny	.230	51	183	20	42	13	4	0	18	2	1	4	14	0	37	2	4	3	.344	.297	5
Silva, Andys	.163	55	160	19	26	3	2	0	10	6	2	1	35	0	45	17	2	2	.206	.313	14
Team Total	.209	70	2264	272	474	99	21	8	199	36	23	46	303	5	515	111	44	41	.282	.312	131

PITCHERS	W	L	ERA	G	GS	CGSHO	SV	SVO	IP	H	R	ER	HR	HB	BB	IBB	SO	WP	BK	AVG	
Andueza, Ivan	2	4	2.94	14	8	0	0	1	1	52.0	43	22	17	0	1	24	0	51	8	0	.231
Aquino, Ruber	0	1	4.45	18	0	0	0	1	3	30.1	31	19	15	4	4	11	0	29	6	0	.270
Blanco, Argenis	3	2	2.21	11	11	0	0	0	0	53.0	36	16	13	0	4	14	0	53	6	1	.189
Calderon, Alexander	0	2	4.30	13	1	0	0	0	0	14.2	16	13	7	0	2	15	0	5	7	1	.276
Duno, Angel	3	2	1.82	15	15	0	0	0	0	84.0	81	30	17	2	5	14	0	63	4	1	.248
Hoyos, Reinaldo	1	3	3.34	20	0	0	0	2	5	35.0	35	18	13	0	2	13	1	33	2	0	.263
Hurtado, Jhenderson	1	2	3.45	13	7	0	0	0	1	44.1	49	27	17	1	2	25	0	43	21	0	.278
Magallanes, Wilfredo	3	2	4.64	14	0	0	0	1	2	21.1	14	12	11	0	2	23	1	17	3	1	.194
Martinez, Jorge	3	3	3.60	14	5	0	0	1	3	50.0	52	24	20	1	2	14	0	45	4	0	.281
Mendoza, Juan	1	6	5.85	12	10	0	0	0	0	40.0	49	29	26	1	2	16	0	29	5	0	.316
Nelo, Emerson	2	3	1.75	14	6	0	0	0	0	56.2	43	18	11	1	5	27	1	39	7	0	.210
Ortiz, Phillip	0	0	7.50	5	0	0	0	0	0	6.0	7	5	5	0	0	5	0	9	2	0	.269
Rodriguez, Santiago	1	3	6.23	15	3	0	0	1	1	21.2	18	15	0	3	29	0	22	2	1	2.240	
Ruiz, Jean	2	4	7.32	14	4	0	0	0	0	35.2	46	38	29	0	1	29	0	20	5	0	.315
Sullivan, Emmanuel	0	1	7.56	8	0	0	0	0	0	8.1	11	9	7	0	1	12	0	5	8	0	.314
Trejo, Jose	1	2	14.85	14	0	0	0	0	0	13.1	17	23	22	1	1	24	0	9	11	0	.354
Vargas, Alejandro	1	3	3.66	22	0	0	0	6	7	32.0	36	21	13	2	0	15	2	28	2	0	.300
Vilchez, Gerardo	1	2	4.38	19	0	0	0	0	1	24.2	22	17	12	0	0	23	1	14	9	0	.247
Team Total	25	45	3.90	70	70	0	3	13	24	623.0	606	359	270	13	37	333	6	514	112	5	.259

ORGANIZATIONAL STANDINGS

Club	First Half			Second Half			Overall			
	W-L	Pos.	GB	W-L	Pos.	GB	W-L	Pos.	GB	Pct.
Sacramento (AAA)	—	—	—	—	—	—	79-65	2nd	-2.0	.549
Midland (AA)	38-32	2nd	-2.5	39-31	2nd	-1.0	77-63	2nd	-3.5	.550
Stockton (A)	37-33	2nd	-8.0	48-22	1st	9.0	85-55	1st	7.0	.607
Beloit (A)	30-40	8th	-15.0	25-44	8th	-20.5	55-84	8th	-35.5	.396
Vermont (Short-A)	—	—	—	—	—	—	33-43	4th	-15.0	.434
Arizona (Rookie)	12-16	5th	-6.0	15-12	2nd	-4.5	27-28	4th	-6.5	.491
Dominican (Rookie)	—	—	—	—	—	—	25-45	6th	-17.0	.357

PLAYER DEVELOPMENT

ORGANIZATIONAL LEADERS

ORGANIZATIONAL BATTING LEADERS

BATTING AVERAGE	CLUB(S)	Avg.	G	AB	R	H	HR	RBI
Powell, Boog	STK, BEL	.343	83	315	54	108	3	28
Robertson, Daniel	STK	.310	132	548	110	170	15	60
Peterson, Shane	SAC	.308	137	543	101	167	11	90
Buss, Nick	SAC	.307	110	450	79	138	4	52
Freiman, Nate	SAC, BEL	.288	82	319	50	92	16	76
Pinder, Chad	STK	.288	94	403	61	116	13	55
Parrino, Andy	SAC	.286	90	374	57	107	7	52
Healy, Ryon	STK	.285	136	561	73	160	16	83
Carrithers, Alden	SAC	.284	101	387	60	110	2	53
Brugman, Jaycob	STK, BEL	.280	120	443	67	124	21	72

(Minimum 313 AB)

HITS	CLUB(S)	H	HOME RUNS	CLUB(S)	HR	RBI	CLUB(S)	RBI
Robertson, Daniel	STK	170	Olson, Matt	STK	37	Olson, Matt	STK	97
Peterson, Shane	SAC	167	Nunez, Renato	STK	29	Nunez, Renato	STK	96
Healy, Ryon	STK	160	Brugman, Jaycob	STK, BEL	21	Peterson, Shane	SAC	90
Nunez, Renato	STK	142	Marincov, Tyler	STK, BEL	18	Healy, Ryon	STK	83
Buss, Nick	SAC	138	Coleman, Dusty	MID	18	Coleman, Dusty	MID	81
Olson, Matt	STK	134	Healy, Ryon	STK	16	Marincov, Tyler	STK, BEL	77
Brugman, Jaycob	STK, BEL	124	Marincov, Tyler	STK, BEL	16	Freiman, Nate	SAC, BEL	76
Martinez, Jose	SAC	123	Freiman, Nate	SAC, BEL	16	Brugman, Jaycob	STK, BEL	72
Marincov, Tyler	STK, BEL	123	Matthes, Kent	SAC, MID	16	Matthes, Kent	SAC, MID	72
Crocker, Bobby	STK	121	3 players tied		15	Muncy, Max	MID	63

RUNS SCORED	CLUB(S)	R	DOUBLES	CLUB(S)	2B	TRIPLES	CLUB(S)	3B
Olson, Matt	STK	111	Peterson, Shane	SAC	40	Marincov, Tyler	STK, BEL	6
Robertson, Daniel	STK	110	Robertson, Daniel	STK	37	Brugman, Jaycob	STK, BEL	6
Peterson, Shane	SAC	101	Marincov, Tyler	STK, BEL	34	Crocker, Bobby	STK	6
Coleman, Dusty	MID	79	Pinder, Chad	STK	32	Shipman, Aaron	STK	6
Buss, Nick	SAC	79	Olson, Matt	STK	31	Peterson, Shane	SAC	5
Nunez, Renato	STK	75	Nunez, Renato	STK	28	Pinder, Chad	STK	5
Burns, Billy	SAC, MID	74	Healy, Ryon	STK	28	Boyd, B.J.	BEL	5
Healy, Ryon	STK	73	Aliotti, Anthony	SAC, MID	28	Oberacker, Chad	MID, STK	5
Marincov, Tyler	STK, BEL	70	Coleman, Dusty	MID	27	Powell, Boog	STK, BEL	5
Brugman, Jaycob	STK, BEL	67	Matthes, Kent	SAC, MID	26	4 players tied		4

WALKS	CLUB(S)	BB	STOLEN BASES	CLUB(S)	SB	EXTRA-BASE HITS	CLUB(S)	XBH
Olson, Matt	STK	117	Burns, Billy	SAC, MID	54	Olson, Matt	STK	69
Muncy, Max	MID	87	Crocker, Bobby	STK	31	Nunez, Renato	STK	60
Robertson, Daniel	STK	72	Marincov, Tyler	STK, BEL	18	Marincov, Tyler	STK, BEL	58
Crumbliiss, Conner	MID	69	Powell, Boog	STK, BEL	16	Peterson, Shane	SAC	56
Peterson, Shane	SAC	66	Coleman, Dusty	MID	16	Robertson, Daniel	STK	55
Powell, Boog	STK, BEL	61	Higley, Justin	BEL, VER	16	Brugman, Jaycob	STK, BEL	52
Aliotti, Anthony	SAC, MID	60	Boyd, B.J.	BEL	15	Pinder, Chad	STK	50
Carrithers, Alden	SAC	55	Carrithers, Alden	SAC	14	Coleman, Dusty	MID	47
Marincov, Tyler	STK, BEL	53	Buss, Nick	SAC	14	Healy, Ryon	STK	46
Burns, Billy	SAC, MID	53	Munoz, Yairo	VER	14	Matthes, Kent	SAC, MID	43

TOTAL BASES	CLUB(S)	TB	SLUGGING PCT.	CLUB(S)	SLG	ON-BASE PCT.	CLUB(S)	OBP
Olson, Matt	STK	278	Olson, Matt	STK	.543	Powell, Boog	STK, BEL	.451
Nunez, Renato	STK	263	Freiman, Nate	SAC, BEL	.520	Olson, Matt	STK	.404
Robertson, Daniel	STK	258	Nunez, Renato	STK	.517	Robertson, Daniel	STK	.402
Peterson, Shane	SAC	250	Brugman, Jaycob	STK, BEL	.506	Muncy, Max	MID	.385
Healy, Ryon	STK	240	Pinder, Chad	STK	.489	Peterson, Shane	SAC	.381
Brugman, Jaycob	STK, BEL	224	Marincov, Tyler	STK, BEL	.486	Freiman, Nate	SAC, BEL	.373
Marincov, Tyler	STK, BEL	223	Robertson, Daniel	STK	.471	Barton, Daric	SAC	.371
Pinder, Chad	STK	197	Peterson, Shane	SAC	.460	Buss, Nick	SAC	.371
Coleman, Dusty	MID	194	Mathews, Ryan	BEL	.454	Aliotti, Anthony	SAC, MID	.365
Crocker, Bobby	STK	188	Powell, Boog	STK, BEL	.435	Parrino, Andy	SAC	.363

ORGANIZATIONAL PITCHING LEADERS

EARNED RUN AVERAGE	CLUB(S)	W-L	ERA	IP	H	BB	SO
Neal, Zach	SAC, MID, STK	10-7	3.09	166	170	20	124
Jensen, Chris	MID	12-8	3.14	160.1	147	62	94
Streich, Seth	STK	9-6	3.16	114	110	22	116
Long, Nate	MID	13-8	3.18	150	147	49	126
Lamb, Chris	SAC, STK, BEL	4-7	3.25	130	112	45	134
Haviland, Shawn	SAC	8-9	3.81	163	149	55	109
Finnegan, Kyle	MID, BEL	7-10	4.03	125	109	53	61
Buschmann, Matt	SAC, STK	10-7	4.40	143.1	147	54	134
Mendez, Junior	BEL	2-8	4.77	105.2	107	27	61
Murphy, Sean	SAC, MID, STK	6-8	4.89	106.2	119	42	92

(Minimum 93 IP)

WINS	CLUB(S)	W	SAVES	CLUB(S)	SV	COMPLETE GAMES	CLUB(S)	CG
Long, Nate	MID	13	House, Austin	SAC, STK	19	Covey, Dylan	STK, BEL	2
Jensen, Chris	MID	12	McBryde, Jeremy	SAC	17	Adkins, Hunter	STK, BEL	1
Buschmann, Matt	SAC, STK	10	Scribner, Evan	SAC	16	Buschmann, Matt	SAC, STK	1
Leon, Arnold	SAC	10	Frankoff, Seth	SAC, MID	16	Finnegan, Kyle	MID, BEL	1
Neal, Zach	SAC, MID, STK	10	Flores, Jose	SAC, MID	12	Stalcup, Matt	BEL	1
Streich, Seth	STK	9	Gauna, Koby	VER, AZL	12			
Bowman, Josh	STK	8	Avila, Andres	STK, BEL	8			
Haviland, Shawn	SAC	8	Bragg, Sam	BEL	7			
Sanchez, Jake	STK	8	Healy, Tucker	SAC, MID, STK	7			
6 others tied at		7	Rivas, Jesus	VER, AZL	7			

INNINGS PITCHED	CLUB(S)	IP	STRIKEOUTS	CLUB(S)	SO
Neal, Zach	SAC, MID, STK	166.0	Buschmann, Matt	SAC, STK	134
Haviland, Shawn	SAC	163.0	Lamb, Chris	SAC, STK, BEL	134
Jensen, Chris	MID	160.1	Leon, Arnold	SAC	128
Long, Nate	MID	150.0	Long, Nate	MID	126
Leon, Arnold	SAC	145.0	Neal, Zach	SAC, MID, STK	124
Buschmann, Matt	SAC, STK	143.1	Streich, Seth	STK	116
Covey, Dylan	STK, BEL	140.0	Haviland, Shawn	SAC	109
Trivino, Lou	BEL	139.2	Trivino, Lou	BEL	95
Bowman, Josh	STK	130.2	Granier, Drew	SAC, MID	94
Granier, Drew	SAC, MID	130.1	Jensen, Chris	MID	94

2014 MINOR LEAGUE ALL-STARS

Pacific Coast League, Postseason

Shane Peterson

Pacific Coast League, Midseason

Shane Peterson

Paul Smyth

Texas League, Postseason

Chris Jensen

Texas League, Midseason

Anthony Aliotti

Dusty Coleman

Seth Frankoff

Nate Long

Max Muncy

Josh Whitaker

California League, Postseason

Renato Nunez

Matt Olson

Seth Streich

California League, Midseason

Seth Streich

Bruce Maxwell

Midwest League, Postseason

None

Midwest League, Midseason

Andres Avila

Luis Baez

Kyle Finnegan

Boog Powell

New York-Penn League, Midseason

Joe Bennie

Fernand Cruzado

Yario Munoz

2014 DRAFT PICKS

Rd	Name	Pos	School	Hometown	B/T	Ht	Wt
1	Matt Chapman, 3B	Jr.	Cal St Fullerton	Dove Canyon	R/R	6-1	195
2	Daniel Gossett, RHP	Jr.	Clemson U	Lyman	R/R	6-1	175
3	Brett Graves, RHP	Jr.	U Missouri Columbia	St. Charles	R/R	6-0	170
4	Jordan Schwartz, RHP	Jr.	Niagara U	Arkport	R/R	6-2	200
5	Heath Fillmyer, RHP	JC	Mercer County CC	Roebling	R/R	6-1	180
6	Trace Loehr, SS	HS	Rex Putnam HS	Milwaukie	L/R	5-10	180
7	Branden Cogswell, SS	Jr.	U Virginia	Ballston Lake	L/R	6-2	180
8	Branden Kelliher, RHP	HS	Lake Stevens HS	Lake Stevens	R/R	5-11	165
9	Mike Fagan, LHP	Sr.	Princeton U	San Diego	R/L	5-11	175
10	Corey Miller, RHP	Sr.	Pepperdine U	Laguna Niguel	R/R	6-3	205
11	Joel Seddon, RHP	Jr.	U South Carolina Columbia	Lexington	R/R	6-1	170
12	Tyler Willman, RHP	Jr.	Western Illinois U	Oshkosh	R/R	6-6	190
13	Rob Kuhn, 3B	Jr.	U Kentucky	Zionsville	R/R	5-10	195
14	Casey Schroeder, C	JC	Polk State Col	Glandorf	S/R	6-2	190
15	Trent Gilbert, 2B	Jr.	U Arizona	Torrance	L/R	6-1	182
16	Jose Brizuela, 3B	Jr.	Florida St U	Weston	L/R	6-0	200
17	Eric Cheray, C	Jr.	Missouri St U	Topeka	L/R	6-2	205
18	Michael Nolan, LHP	Jr.	Oklahoma City U	Yonkers	L/L	6-7	215
19	Tom Gavitt, C	Sr.	Bryant U	North Stonington	R/R	6-3	195
20	Koby Gauna, RHP	Jr.	Cal St Fullerton	Torrance	R/R	6-3	225
21	Tim Proudfoot, SS	Jr.	Texas Tech U	Gurabo	R/R	5-9	180
22	Brendan McCurry, RHP	Sr.	Oklahoma St U	Tupelo	R/R	5-10	165
23	Collin Ferguson, 1B	Jr.	St Marys Col	Santa Cruz	L/L	6-2	216
24	Dawson Brown, RHP	Jr.	U West Florida	McDonough	R/R	6-5	215
25	Joseph Estrada, CF	HS	Colegio Hector Urdaneta	Gurabo	S/R	5-10	180
26	Rob Huber, RHP	Sr.	Duke U	Plano	R/R	5-11	200
27	John Sportman, CF	Sr.	Central Connecticut St U	Schenectady	R/R	5-11	190
28	Corey Walter, RHP	Sr.	West Virginia U	Wheeling	R/R	6-3	215
29	Cody Stull, LHP	Sr.	Belmont Abbey Col	Matthews	L/L	6-2	175
30	Derek Beasley, LHP	Sr.	U South Carolina Aiken	Harlem	L/L	6-0	190
31	Tyler Schimpf, RHP	HS	Capital Christian HS	Citrus Heights	R/R	6-4	200
32	Denzl Chapman, CF	HS	Junipero Serra HS	Los Angeles	R/R	5-10	180
33	Michael Rivera, C	HS	Venice HS	Venice	R/R	5-10	195
34	John Nogowski, 1B	Jr.	Florida St U	Tallahassee	R/L	6-1	210
35	Austen Swift, CF	HS	Ontario Blue Jays	Etobicoke	R/R	6-0	190
36	Tyler Spoon, CF	So.	U Arkansas Fayetteville	Van Buren	R/R	5-10	185
37	Brock Lundquist, OF	HS	Fountain Valley HS	Fountain Valley	L/R	6-0	195
38	Colt Atwood, CF	Jr.	Sam Houston St U	Katy	L/R	5-11	170
39	Payton Squier, 2B	HS	Greenway HS	Glendale	L/R	6-0	189
40	Bryson Brigman, SS	HS	Valley Christian HS	San Jose	R/R	5-11	175

Bold indicated players signed

MINOR LEAGUE PLAYERS AND PITCHERS OF THE WEEK

Players	Team	League	Week	Pitchers	Team	League	Week
Anthony Aliotti	Midland	Texas	May 5-11	Raul Alcantara	Midland	Texas	April 3-13
Stephen Vogt	Sacramento	Pacific Coast	May 26-June 1	Matt Buschmann	Stockton	California	May 5-11
Renato Nunez	Stockton	California	June 23-29	Zach Neal	Stockton	California	May 19-25
Jeffry Marte	Midland	Texas	July 7-13	Dan Straily	Sacramento	Pacific Coast	May 19-25
Max Muncy	Midland	Texas	July 14-20	Chris Lamb	Stockton	California	July 14-20
Shane Peterson	Sacramento	Pacific Coast	July 14-20	Chris Lamb	Stockton	California	July 28-Aug. 3
Tyler Marincov	Beloit	Midwest	July 28-Aug. 3				
Kent Matthes	Midland	Texas	July 28-Aug. 3				
J.P. Sportman	Vermont	New York-Penn	July 28-Aug. 3				

ORGANIZATIONAL PLAYERS

HUNTER SCOTT ADKINS

RHP

Born: Chattanooga, Tennessee, September 20, 1990; **Home:** Signal Mountain, Tennessee

Bats: Right; **Throws:** Right; **Height:** 6-4; **Weight:** 205

Obtained: Signed as a non-drafted free agent, June 25, 2013

Graduated from Red Bank HS (TN)...attended Middle Tennessee State University...signed by Michael Holmes...originally drafted by Milwaukee in the 18th round of the June, 2012 First-Year Player Draft but did not sign...was one of just five A's minor leaguers in 2014 to record at least one complete game.

Year	Club	W	L	ERA	G	GS	CG	SHO	SV	IP	H	R	ER	HR	HB	BB	IBB	SO	WP	BK
2013	AZL A's (R)	0	1	3.94	8	3	0	0	0	16.0	14	10	7	0	1	6	0	17	2	0
	Vermont (A)	0	3	2.81	5	4	0	0	0	25.2	23	10	8	3	2	6	0	16	0	2
2014	Beloit (A)	1	6	5.02	13	9	1	0	0	57.1	59	44	32	7	4	20	1	37	5	0
	Stockton (A)	2	3	5.74	12	11	0	0	0	58.0	63	39	37	10	3	27	0	37	1	0
Minor League Totals		3	13	4.82	38	27	1	0	0	157.0	159	103	84	20	10	59	1	107	8	2

IOLANA K.P. AKAU

C

Born: Waipahu, Hawai'i, August 31, 1995; **Home:** Waipahu, Hawai'i

Bats: Right; **Throws:** Right; **Height:** 5-11; **Weight:** 175

Obtained: Selected in the 20th round of the 2013 First-Year Player Draft

Graduated from St. Louis School (HI)...signed by J.T. Stotts...had committed to play collegiately at the University of Hawai'i before being drafted out of high school.

Year	Club	AVG.	G	AB	R	H	2B	3B	HR	RBI	SH	SF	HP	BB	SO	SB	CS	SLG	OBP	E
2013	AZL A's (R)	.133	11	30	2	4	1	0	0	1	0	1	0	2	10	0	0	.167	.182	1
2014	AZL A's (R)	.169	18	59	9	10	2	0	0	6	0	2	1	5	19	0	0	.203	.239	6
	Beloit (A)	.000	1	1	0	0	0	0	0	0	0	0	0	0	0	0	0	.000	.000	1
Minor League Totals		.156	30	90	11	14	3	0	0	7	0	3	1	7	29	0	0	.189	.218	8

ANTHONY PETE ALIOTTI

IF

Born: Boise, Idaho, July 16, 1987 **Home:** Concord, California

Bats: Left; **Throws:** Left; **Height:** 6-1; **Weight:** 210

Obtained: Selected in the 15th round of the 2009 First-Year Player Draft

Graduated from De La Salle HS (CA)...attended St. Mary's College...was an honorable mention selection on the All-WCC team in 2009...signed by Jermaine Clark...ranked 10th among all A's minor leaguers in batting average, second in on-base percentage, third in walks, seventh in RBI and tied for eighth in hits and doubles in 2010...in 2011, ranked third among A's minor leaguers in walks, fifth in on-base percentage and 10th in runs scored...in 2012, was second in RBI, tied for third in batting average, was fourth in walks and on-base percentage, fifth in hits, sixth in doubles and ninth in runs scored and total bases...was a Texas League Midseason All-Star...in 2013, earned spots on the Texas League midseason and postseason All-Star teams while leading all A's minor leaguers in hits (160)...in 2014, was named a Texas League midseason All-Star and was named Texas League Player of the Week for the week of May 5-11...finished sixth among A's farmhands in walks (60) and ninth in on-base percentage (.365).

Year	Club	AVG.	G	AB	R	H	2B	3B	HR	RBI	SH	SF	HP	BB	SO	SB	CS	SLG	OBP	E
2009	Vancouver (A)	.239	60	218	19	52	8	0	0	25	2	2	3	36	63	6	1	.275	.351	5
2010	Kane County (A)	.278	133	478	75	133	29	2	5	77	3	7	7	92	132	14	4	.379	.397	11
2011	Stockton (A)	.276	127	457	73	126	20	1	11	66	1	3	9	80	123	2	1	.396	.392	10
2012	Midland (AA)	.292	123	455	72	133	29	1	10	76	1	4	3	68	129	0	0	.426	.385	9
2013	Midland (AA)	.350	91	340	49	119	29	0	12	51	0	3	0	66	83	3	2	.541	.452	2
	Sacramento (AAA)	.266	42	154	17	41	4	1	2	20	1	1	0	15	44	0	0	.344	.329	2
2014	Midland (AA)	.277	48	166	26	46	11	1	7	27	1	0	2	28	64	0	0	.482	.388	3
	Sacramento (AAA)	.259	72	243	30	63	17	0	2	21	0	1	2	32	76	1	1	.354	.349	4
Minor League Totals		.284	696	2511	361	713	147	6	49	363	9	21	26	417	714	26	9	.406	.389	46

MATTHEW RYAN ANGLE

OF

Goes by "Matt"

Born: Columbus, Ohio; September 10, 1985; **Home:** Upper Arlington, Ohio

Bats: Left; **Throws:** Right; **Height:** 5-9; **Weight:** 184

Obtained: Signed as a free agent to a minor league contract, January 21, 2015

Organizational Players, continued

Graduated from Whitehall Yearling HS (OH)...played collegiately at The Ohio State University...originally drafted in the seventh round of the 2007 draft by Baltimore...made his Major League debut on July 17, 2011 vs. Cleveland while a member of the Orioles...entering this season, his lone career Major League home run came against Justin Verlander on September 24, 2011.

Year	Club	AVG.	G	AB	R	H	2B	3B	HR	RBI	SH	SF	HP	BB	SO	SB	CS	SLG	OBP	E
2007	Aberdeen (A)	.301	66	236	60	71	4	4	0	14	2	0	2	47	40	34	4	.352	.421	2
2008	Delmarva (A)	.287	126	478	82	137	22	5	4	35	7	3	7	71	86	37	11	.379	.385	1
2009	Frederick (A)	.289	123	478	78	138	17	4	1	32	10	2	4	59	72	40	12	.347	.370	2
	Bowie (AA)	.357	8	28	6	10	1	0	0	1	0	0	0	4	5	2	0	.393	.438	0
2010	Bowie (AA)	.383	14	60	11	23	2	0	1	9	3	1	0	6	5	5	2	.467	.433	0
	Norfolk (AAA)	.260	87	350	55	91	4	4	1	24	5	2	1	41	54	24	4	.303	.338	0
2011	Norfolk (AAA)	.271	108	424	67	115	13	3	4	33	8	5	5	47	88	27	3	.344	.347	4
	BALTIMORE (MLB)	.177	31	79	12	14	4	0	1	7	3	0	1	12	13	11	1	.266	.293	2
2012	Albuquerque (AAA)	.303	115	393	62	119	18	5	5	47	5	2	6	41	82	13	3	.412	.376	0
2013	Albuquerque (AAA)	.283	120	400	70	113	20	8	8	62	5	3	9	51	104	22	5	.433	.374	3
2014	New Orleans (AAA)	.213	88	239	22	51	9	0	1	16	3	2	3	20	62	4	1	.264	.280	0
Minor League Totals		.281	855	3086	513	868	110	33	25	273	48	20	37	387	598	208	45	.363	.366	12
Major League Totals		.177	31	79	12	14	4	0	1	7	3	0	1	12	13	11	1	.266	.293	2

TIMOTHY IAN ATHERTON

RHP

Goes by "Tim"

Born: Kempsey, New South Wales, Australia, November 7, 1989; **Home:** Shell Harbour, New South Wales, Australia

Bats: Right; **Throws:** Right; **Height:** 6-2; **Weight:** 204

Obtained: Acquired in the Triple-A phase of the 2013 Rule 5 Draft

Began his career as an outfielder before transitioning to the mound...became a full-time starter in 2014 after serving primarily as a reliever during his first three seasons as a pitcher.

Year	Club	W	L	ERA	G	GS	CG	SHO	SV	IP	H	R	ER	HR	HB	BB	IBB	SO	WP	BK
2011	GCL Twins (R)	0	0	2.25	4	1	0	0	0	8.0	1	2	2	0	0	2	0	12	0	0
	Elizabethton (R)	3	0	1.50	6	4	0	0	0	24.0	14	4	4	3	2	5	0	29	0	0
2012	Beloit (A)	1	2	3.10	26	0	0	0	0	49.1	30	19	17	3	2	36	1	59	5	2
2013	Cedar Rapids (A)	8	5	2.54	31	11	0	0	1	95.2	76	41	27	4	5	33	1	102	7	1
2014	Stockton (A)	6	2	5.04	15	15	0	0	0	80.1	88	51	45	10	1	24	0	67	1	3
	Sacramento (AAA)	0	1	54.00	1	1	0	0	0	1.0	5	6	6	2	0	2	0	0	0	0
Minor League Totals		18	10	3.52	83	32	0	0	1	258.1	214	123	101	22	10	102	2	269	13	6

Year	Club	AVG.	G	AB	R	H	2B	3B	HR	RBI	SH	SF	HP	BB	SO	SB	CS	SLG	OBP	E
2008	AZL Padres (R)	.212	21	52	4	11	1	0	0	6	0	0	0	5	21	0	1	.231	.241	2
	GCL Twins (R)	.375	5	16	4	6	2	0	0	4	0	0	2	3	3	0	0	.500	.524	0
Minor League Totals		.250	26	68	8	17	3	0	0	10	0	0	2	8	24	0	1	.294	.320	2

ANDRES AVILA (NAVARRO)

RHP

Born: Guaymas, Sonora, Mexico, June 20, 1990; **Home:** Guaymas, Sonora, Mexico

Bats: Right; **Throws:** Right; **Height:** 6-0; **Weight:** 184

Obtained: Signed as a free agent to a minor league contract, April 5, 2010

Signed by Craig Weissman...in 2012, was named New York-Penn League Pitcher of the Week for the period ending September 4...in 2014, finished seventh among A's farmhands with eight saves and was named a Midwest League Midseason All-Star.

Year	Club	W	L	ERA	G	GS	CG	SHO	SV	IP	H	R	ER	HR	HB	BB	IBB	SO	WP	BK
2010	AZL A's (R)	0	2	5.65	12	0	0	0	2	14.1	13	12	9	1	2	6	0	16	4	0
	Quintana Roo (Mex.)	1	1	4.43	16	0	0	0	0	20.1	21	11	10	2	2	5	1	8	1	0
2011	AZL A's (R)	3	5	5.20	15	13	0	0	0	62.1	83	46	36	6	5	16	0	71	5	0
2012	Vermont (A)	3	4	3.82	15	12	0	0	0	66.0	68	36	28	7	8	16	0	60	4	0
2013	Stockton (A)	0	3	9.30	5	5	0	0	0	20.1	26	22	21	3	3	7	0	19	4	1
	Beloit (A)	7	4	5.01	23	11	0	0	2	88.0	106	61	49	9	3	44	0	55	4	1
2014	Beloit (A)	2	3	2.67	24	0	0	0	8	33.2	32	14	10	2	2	6	0	23	2	0
	Stockton (A)	3	1	3.00	17	0	0	0	0	36.0	34	13	12	4	0	11	2	41	0	0
Minor League Totals		18	22	4.63	111	41	0	0	12	320.2	362	204	165	32	23	106	2	285	23	2
Mexican League Totals		1	1	4.43	16	0	0	0	0	20.1	21	11	10	2	5	1	8	1	0	0

FRANKLIN JOSE BARRETO (ROJAS)

IF

Born: Caracas, Venezuela, February 27, 1996; **Home:** Caracas, Venezuela

Bats: Right; **Throws:** Right; **Height:** 5-9; **Weight:** 174

Obtained: Acquired from Toronto with Brett Lawrie, Kendall Graveman and Sean Nolin for Josh Donaldson, November 28, 2014

Originally signed by Toronto on July 2, 2012, by Ismael Cruz, Luis Marquez and Rafael Moncada...won the R. Howard Webster Award for the GCL Blue Jays in 2013...the award is given annually to the Most Valuable Player at each of the Jays farm teams...led the Gulf Coast League in extra-base hits (26) and slugging percentage (.529) in 2013...was named the top prospect in the Northwest League in 2014 by *Baseball America* after leading the league in runs, hits, total bases and RBI...also tied for the league lead in doubles.

Year	Club	AVG.	G	AB	R	H	2B	3B	HR	RBI	SH	SF	HP	BB	SO	SB	CS	SLG	OBP	E
2013	GCL Blue Jays (R)	.299	44	174	30	52	16	6	4	19	1	0	6	13	42	10	4	.529	.368	19
	Bluefield (R)	.204	15	54	4	11	5	1	0	7	0	0	2	2	14	0	2	.333	.259	9
2014	Vancouver (A)	.311	73	289	65	90	23	4	6	61	0	3	10	26	64	29	5	.481	.384	26
Minor League Totals		.296	132	517	99	153	44	11	10	87	1	3	18	41	120	39	11	.482	.366	54

TREVOR JOSEPH BAYLESS

RHP

Born: Long Beach, California, October 6, 1991; **Home:** Temecula, California

Bats: Right; **Throws:** Right; **Height:** 6-3; **Weight:** 210

Obtained: Selected in the 22nd round of the 2013 First-Year Player Draft

Graduated from Great Oak HS (CA)...attended Palomar College and the University of San Diego...signed by Eric Martins...finished tied for fifth among A's minor leaguers in saves (7) in 2013 and was named to the New York-Penn League Midseason All-Star Team.

Year	Club	W	L	ERA	G	GS	CG	SHO	SV	IP	H	R	ER	HR	HB	BB	IBB	SO	WP	BK
2013	Vermont (A)	1	0	1.10	14	0	0	0	7	16.1	14	2	2	2	0	5	0	21	4	0
	Beloit (A)	1	2	9.00	6	0	0	0	0	8.0	14	8	8	2	1	4	0	8	2	0
2014	Vermont (A)	0	0	0.00	1	0	0	0	1	2.0	3	0	0	0	0	1	0	0	3	0
	Beloit (A)	1	0	5.23	24	0	0	0	0	41.1	39	28	24	8	3	29	0	22	7	0
Minor League Totals		3	2	4.52	45	0	0	0	8	67.2	70	38	34	11	5	38	0	54	13	0

DEREK STEVEN BEASLEY

LHP

Born: Augusta, Georgia, February 2, 1992; **Home:** Harlem, Georgia

Bats: Left; **Throws:** Left; **Height:** 6-1; **Weight:** 190

Obtained: Selected in the 30th round of the 2014 First-Year Player Draft

Graduated from Harlem HS (GA)...played collegiately at the University of South Carolina-Aiken, where he was a two-time All-Peach Belt Conference honoree...signed by Neil Avent.

Year	Club	W	L	ERA	G	GS	CG	SHO	SV	IP	H	R	ER	HR	HB	BB	IBB	SO	WP	BK
2014	AZL A's (R)	4	2	6.27	13	0	0	0	1	18.2	22	15	13	1	1	11	0	21	6	0
Minor League Totals		4	2	6.27	13	0	0	0	1	18.2	22	15	13	1	1	11	0	21	6	0

JOSEPH ROBERT BENNIE

IF

Goes by "Joe"

Born: New York, New York, May 7, 1991; **Home:** Stroudsburg, Pennsylvania

Bats: Right; **Throws:** Right; **Height:** 6-0; **Weight:** 195

Obtained: Selected in the 28th round of the 2013 First-Year Player Draft

Graduated from Stroudsburg HS (PA)...attended East Stroudsburg University of Pennsylvania after transferring from LaSalle University...signed by Ron Vaughn...became the fourth player drafted in ESU history...was named a 2014 New York-Penn League Midseason All-Star.

Year	Club	AVG.	G	AB	R	H	2B	3B	HR	RBI	SH	SF	HP	BB	SO	SB	CS	SLG	OBP	E
2013	AZL A's (R)	.246	20	65	10	16	3	1	1	7	0	0	0	14	22	1	1	.369	.380	3
2014	Vermont (A)	.288	45	156	15	45	9	1	1	14	0	2	0	21	51	4	1	.378	.369	7
Minor League Totals		.276	65	221	25	61	12	2	2	21	0	2	0	35	73	5	2	.376	.372	10

BIJON MONTELL BOYD

OF

Goes by "B.J."

Born: Mountain View, California, July 16, 1993; **Home:** Palo Alto, California

Bats: Left; **Throws:** Right; **Height:** 5-11; **Weight:** 230

Obtained: Selected in the fourth round of the 2012 First-Year Player Draft

PLAYER DEVELOPMENT

Organizational Players, continued

Graduated from Palo Alto HS (CA)...hit .507 with 25 stolen bases in 28 games as a senior...signed by Jermaine Clark...in 2012, tied for eighth among A's minor leaguers in stolen bases...was named a New York-Penn League Midseason All-Star in 2013...tied for fifth among A's farmhands in triples (5) and was seventh in stolen bases (15) in 2014.

Year	Club	AVG.	G	AB	R	H	2B	3B	HR	RBI	SH	SF	HP	BB	SO	SB	CS	SLG	OBP	E
2012	AZL A's (R)	.301	39	143	37	43	8	4	1	20	0	0	1	23	36	16	4	.434	.401	1
2013	Vermont (A)	.285	71	260	39	74	13	2	8	32	1	1	3	35	66	8	6	.442	.375	1
2014	Beloit (A)	.226	125	464	57	105	15	5	6	38	5	2	2	48	94	15	9	.319	.300	3
Minor League Totals		.256	235	867	133	222	36	11	15	90	6	3	6	106	196	39	19	.375	.340	5

BENJAMIN ALBERT BRACEWELL

RHP

Goes by "Ben"

Born: Birmingham, Alabama, September 19, 1990; **Home:** Chelsea, Alabama

Bats: Right; **Throws:** Right; **Height:** 6-0; **Weight:** 195

Obtained: Signed as a non-drafted free agent, July 24, 2014

Graduated from Briarwood Christian High School in Birmingham, AL...played collegiately at Mississippi State University...went undrafted as a senior and began his professional career with the River City Rascals of the Frontier League before signing with the A's.

Year	Club	W	L	ERA	G	GS	CG	SHO	SV	IP	H	R	ER	HR	HB	BB	IBB	SO	WP	BK
2014	AZL A's (R)	0	0	0.90	7	0	0	0	3	10.0	5	1	1	0	1	3	0	9	1	0
Minor League Totals		0	0	0.90	7	0	0	0	3	10.0	5	1	1	0	1	3	0	9	1	0

SAMUEL ALEXANDER BRAGG

RHP

Goes by "Sam"

Born: Marietta, Georgia, March 23, 1993; **Home:** Marietta, Georgia

Bats: Switch; **Throws:** Right; **Height:** 6-1; **Weight:** 190

Obtained: Selected in the 18th round of the 2013 First-Year Player Draft

Graduated from Wheeler HS (GA)...attended Georgia Perimeter College (Covington, GA)...signed by Jemel Spearman...tied for ninth among A's farmhands in 2013 with six saves...in 2014, tied for eighth in saves (7) among A's farmhands.

Year	Club	W	L	ERA	G	GS	CG	SHO	SV	IP	H	R	ER	HR	HB	BB	IBB	SO	WP	BK
2013	AZL A's (R)	1	0	0.00	4	0	0	0	1	7.1	2	0	0	0	0	2	1	14	5	0
	Vermont (A)	0	2	1.83	13	0	0	0	5	19.2	16	6	4	1	0	9	2	20	4	0
	Beloit (A)	0	0	0.00	2	0	0	0	0	2.0	0	0	0	0	0	0	0	3	0	0
2014	Beloit (A)	4	0	3.23	41	1	0	0	7	75.1	66	30	27	5	4	26	0	68	4	0
Minor League Totals		5	2	2.67	60	1	0	0	13	104.1	84	36	31	6	4	37	3	105	13	0

JOSE GREGORIO BRIZUELA

IF

Born: Maracay, Venezuela, August 31, 1992; **Home:** Weston, Florida

Bats: Left; **Throws:** Right; **Height:** 6-0; **Weight:** 200

Obtained: Selected in the 16th round of the 2014 First-Year Player Draft

Graduated from Archbishop McCarthy HS (FL)...attended Florida State University...signed by Jemel Spearman...originally drafted by Cincinnati in the 46th round of the June, 2011 First-Year Player Draft but did not sign.

Year	Club	AVG.	G	AB	R	H	2B	3B	HR	RBI	SH	SF	HP	BB	SO	SB	CS	SLG	OBP	E
2014	AZL A's (R)	.429	4	14	2	6	1	1	1	3	0	0	0	1	1	0	0	.857	.467	1
	Vermont (A)	.241	55	187	25	45	9	1	5	22	0	3	5	15	42	2	1	.380	.310	6
Minor League Totals		.254	59	201	27	51	10	2	6	25	0	3	5	16	43	2	1	.413	.320	7

DAWSON BENJAMIN BROWN

RHP

Born: Riverdale, Georgia, May 16, 1993; **Home:** McDonough, Georgia

Bats: Right; **Throws:** Right; **Height:** 6-5; **Weight:** 212

Obtained: Selected in the 24th round of the 2014 First-Year Player Draft

Graduated from Locust Grove HS (GA)...attended the University of West Florida, Georgia Perimeter College, and Mercer University for one year each...signed by Kelcey Mucker.

Year	Club	W	L	ERA	G	GS	CG	SHO	SV	IP	H	R	ER	HR	HB	BB	IBB	SO	WP	BK
2014	AZL A's (R)	1	0	2.75	11	0	0	0	2	19.2	21	7	6	1	0	3	0	16	2	0
Minor League Totals		1	0	2.75	11	0	0	0	2	19.2	21	7	6	1	0	3	0	16	2	0

JAYCOB HULL BRUGMAN

OF

Born: Chandler, Arizona, January 18, 1992; **Home:** Phoenix, Arizona
Bats: Left; **Throws:** Left; **Height:** 6-0; **Weight:** 195
Obtained: Selected in the 17th round of the 2013 First-Year Player Draft

Graduated from Desert Vista HS (AZ)...attended Brigham Young University...signed by Trevor Ryan...originally drafted by New York (AL) in the 39th round of the June, 2010 First-Year Player Draft but did not sign...in 2014, finished tied for first among A's farmhands in triples (60, third in home runs (21), fourth in slugging percentage (.506), sixth in extra-base hits (52), seventh in hits (124), tied for eighth in RBI (72), and 10th in batting average (.280) and runs (67).

Year	Club	AVG.	G	AB	R	H	2B	3B	HR	RBI	SH	SF	HP	BB	SO	SB	CS	SLG	OBP	E
2013	Vermont (A)	.261	49	165	13	43	9	4	1	23	0	1	3	7	48	7	0	.382	.301	2
2014	Beloit (A)	.278	70	248	33	69	19	4	8	37	1	1	2	35	65	5	2	.484	.371	1
	Stockton (A)	.282	50	195	34	55	6	2	13	35	0	3	0	16	50	3	3	.533	.332	1
Minor League Totals		.275	169	608	80	167	34	10	22	95	1	5	5	58	163	15	5	.472	.340	4

ANTHONY JORDAN BURKE

RHP

Goes by "A.J."
Born: Portland, Oregon, July 12, 1990; **Home:** Hillsboro, Oregon
Bats: Right; **Throws:** Right; **Height:** 6-3; **Weight:** 220
Obtained: Selected in the 31st round of the 2013 First-Year Player Draft

Graduated from Glencoe HS (OR)...attended Linn Benton CC and Western Oregon University (Monmouth, OR)...signed by Jim Coffman.

Year	Club	W	L	ERA	G	GS	CG	SHO	SV	IP	H	R	ER	HR	HB	BB	IBB	SO	WP	BK
2013	AZL A's (R)	1	3	7.84	15	0	0	0	0	20.2	29	19	18	1	1	6	0	18	4	0
2014	Vermont (A)	6	4	3.89	15	13	0	0	0	71.2	76	38	31	5	2	13	0	57	2	0
Minor League Totals		7	7	4.78	30	13	0	0	0	92.1	105	57	49	6	3	19	0	75	6	0

MATTHEW JAMES CHAPMAN

IF

Goes by "Matt"
Born: Victorville, California, April 28, 1993; **Home:** Dove Canyon, California
Bats: Right; **Throws:** Right; **Height:** 6-2; **Weight:** 205
Obtained: Selected in the first round of the 2014 First-Year Player Draft

Graduated from El Toro HS (CA)...attended Cal State-Fullerton...was All-Big West Honorable Mention as a freshman, Second Team as a sophomore, and First Team as a senior...was a *Baseball America* and Louisville Slugger Third-Team All-American as a junior...signed by Kelcey Stearns.

Year	Club	AVG.	G	AB	R	H	2B	3B	HR	RBI	SH	SF	HP	BB	SO	SB	CS	SLG	OBP	E
2014	AZL A's (R)	.429	3	14	1	6	1	1	0	0	0	0	0	1	1	0	0	.643	.467	1
	Beloit (A)	.237	50	190	22	45	8	3	5	20	0	0	5	7	46	2	1	.389	.282	11
	Midland (AA)	.000	1	3	0	0	0	0	0	0	0	0	0	0	0	0	0	.000	.000	0
Minor League Totals		.246	54	207	23	51	9	4	5	20	0	0	5	8	47	2	1	.401	.291	12

JOSE SANTIAGO CHAVEZ (TREVINO)

C

Born: Saltillo, Mexico, April 20, 1987; **Home:** Saltillo, Mexico
Bats: Right; **Throws:** Right; **Height:** 5-11; **Weight:** 195
Obtained: Signed as a non-drafted free agent, November 16, 2011

Signed by David Tapia.

Year	Club	AVG.	G	AB	R	H	2B	3B	HR	RBI	SH	SF	HP	BB	SO	SB	CS	SLG	OBP	E
2012	DSL A's (R)	.250	35	96	8	24	4	1	0	8	2	0	1	9	18	2	3	.313	.321	2
2013	DSL A's (R)	.223	30	112	7	25	4	0	9	2	0	1	2	4	2	2	.259	.243	3	
2014	Vermont (A)	.093	16	54	3	5	0	0	0	3	2	0	1	3	17	0	0	.093	.155	3
	Beloit (A)	.205	46	132	8	27	3	0	0	4	7	1	4	9	23	0	1	.227	.274	2
	Midland (AA)	.167	3	12	1	2	1	0	0	1	0	0	1	4	0	0	.250	.231	1	
Minor League Totals		.204	130	406	27	83	12	1	0	25	13	1	7	24	66	4	6	.239	.260	11

Organizational Players, continued

BRANDEN EDWARD COGSWELL

IF

Born: Albany, New York, January 12, 1993; **Home:** Ballston Lake, New York

Bats: Left; **Throws:** Right; **Height:** 6-2; **Weight:** 180

Obtained: Selected in the seventh round of the 2014 First-Year Player Draft

Graduated from Shenendehowa HS (NY)...played collegiately at the University of Virginia...led his team to the championship series of the 2014 College World Series, where he was named to the All-Tournament Team...was First Team All-ACC at second base as a junior and Second Team All-ACC at shortstop as a sophomore ...signed by Neil Avent.

Year	Club	AVG.	G	AB	R	H	2B	3B	HR	RBI	SH	SF	HP	BB	SO	SB	CS	SLG	OBP	E
2014	Beloit (A)	.203	40	128	14	26	2	1	0	12	2	1	3	17	24	3	1	.234	.309	16
Minor League Totals		.203	40	128	14	26	2	1	0	12	2	1	3	17	24	3	1	.234	.309	16

DYLAN CHARLES COVEY

RHP

Born: Glendale, California, August 14, 1991; **Home:** Pasadena, California

Bats: Right; **Throws:** Right; **Height:** 6-2; **Weight:** 210

Obtained: Selected in the fourth round of the 2013 First-Year Player Draft

Graduated from Maranatha HS (CA)...attended the University of San Diego...signed by Eric Martins...originally drafted by Milwaukee in the first round (14th overall) of the June, 2010 First-Year Player Draft but did not sign...finished seventh among A's farmhands with 140.0 innings pitched in 2014.

Year	Club	W	L	ERA	G	GS	CG	SHO	SV	IP	H	R	ER	HR	HB	BB	IBB	SO	WP	BK
2013	Vermont (A)	0	0	0.00	4	4	0	0	0	12.0	9	1	0	0	0	1	0	15	0	0
	Beloit (A)	1	1	4.75	10	10	0	0	0	47.1	64	28	25	4	1	17	0	31	7	0
2014	Beloit (A)	4	9	4.81	18	17	2	0	0	101.0	99	59	54	3	5	26	0	70	2	0
	Stockton (A)	3	5	7.15	8	8	0	0	0	39.0	49	31	31	2	5	15	0	22	5	0
Minor League Totals		8	15	4.97	40	39	2	0	0	199.1	221	119	110	9	11	59	0	138	14	0

ROBERT T. CROCKER

OF

Goes by "Bobby"

Born: Soquel, California, May 1, 1990; **Home:** Aromas, California

Bats: Right; **Throws:** Right; **Height:** 6-3; **Weight:** 225

Obtained: Selected in the fourth round of the 2011 First-Year Player Draft

Graduated from Aptos HS (CA)...attended Cal Poly-San Luis Obispo...was named First Team All-Big West Conference in 2011...signed by JT Stotts...originally drafted by Oakland in the 38th round of the June, 2008 First-Year Player Draft but did not sign...in 2012, was sixth in the A's farm system in stolen bases and 10th in on-base percentage...was named Midwest League Player of the Week for the period ending June 18...finished tied for fourth among A's farmhands in extra-base hits and 10th in batting average in 2013...in 2014, finished second in the organization with 31 stolen bases and 10th in hits (121) and total bases (188).

Year	Club	AVG.	G	AB	R	H	2B	3B	HR	RBI	SH	SF	HP	BB	SO	SB	CS	SLG	OBP	E
2011	Vermont (A)	.322	32	118	19	38	5	0	3	15	1	1	1	8	22	6	1	.441	.367	1
	AZL A's (R)	.261	24	88	14	23	4	3	0	4	0	0	2	5	22	2	2	.375	.316	0
2012	Burlington (A)	.268	112	406	56	109	19	2	6	53	6	6	13	39	109	17	10	.369	.347	4
2013	Stockton (A)	.276	113	449	73	124	31	8	11	53	1	1	14	32	159	22	9	.454	.343	2
2014	Stockton (A)	.271	120	447	59	121	22	6	11	52	2	4	9	37	149	31	6	.421	.336	3
Minor League Totals		.275	401	1508	221	415	81	19	31	177	10	12	39	121	461	78	28	.416	.342	10

CONNER RICHARD CRUMBLISS

IF

Born: Wellington, Kansas, April 19, 1987; **Home:** Emporia, Kansas

Bats: Left; **Throws:** Right; **Height:** 5-8; **Weight:** 170

Obtained: Selected in the 30th round of the 2009 First-Year Player Draft

Graduated from Arkansas City HS...attended Emporia State University...signed by Yancy Ayres...in 2010, led the Midwest League in walks and runs scored and finished second in on-base percentage...ranked among A's farmhands in hits (T-8th), walks (1st), stolen bases (T-4th), runs scored (4th), doubles (T-6th) and on-base percentage (1st)...in 2011, ranked first among A's minor leaguers in walks, third in on-base percentage, tied for sixth in stolen bases and eighth in runs scored...in 2012, ranked first in runs, walks and on-base percentage, fourth in steals, tied for sixth in triples and was 10th in hits...was a Texas League Midseason All-Star...in 2013, finished tied for third among A's farmhands in walks (81), fourth in on-base percentage (.389) and tied for fifth in runs scored (77)...was named Texas League Player of the Week for the week of Aug. 12-18...finished fourth among A's minor leaguers with 69 walks in 2014.

Year	Club	AVG.	G	AB	R	H	2B	3B	HR	RBI	SH	SF	HP	BB	SO	SB	CS	SLG	OBP	E
2009	Vancouver (A)	.293	57	205	40	60	9	4	2	25	2	4	1	49	28	11	2	.405	.425	7
	Kane County (A)	.280	14	50	11	14	4	1	0	3	1	0	3	11	9	2	1	.400	.438	2
2010	Kane County (A)	.271	134	491	95	133	30	2	5	56	5	6	6	126	92	24	8	.371	.421	11
2011	Stockton (A)	.268	120	426	75	114	18	4	7	52	10	5	5	96	85	24	7	.378	.404	14
2012	Midland (AA)	.257	128	470	94	121	21	6	10	45	1	5	9	120	98	24	8	.391	.414	7
2013	Sacramento (AAA)	.136	20	59	11	8	2	1	3	11	1	1	2	12	19	1	0	.356	.297	1
	Midland (AA)	.280	92	347	66	97	19	2	10	34	5	3	6	69	57	12	4	.432	.405	7
2014	Midland (AA)	.251	118	439	65	110	25	4	10	49	2	5	7	69	66	13	2	.394	.358	11
Minor League Totals		.264	683	2487	457	657	128	24	47	275	27	29	39	552	454	111	32	.392	.402	60

VICMAL DE LA CRUZ (PENA)

OF

Born: Santo Domingo, Dominican Republic, November 20, 1993; **Home:** Santo Domingo, Dominican Republic

Bats: Left; **Throws:** Left; **Height:** 5-11; **Weight:** 200

Obtained: Signed as a non-drafted free agent, November 10, 2010

Signed by Angel Eusebio and Amaury Reyes.

Year	Club	AVG.	G	AB	R	H	2B	3B	HR	RBI	SH	SF	HP	BB	SO	SB	CS	SLG	OBP	E
2011	DSL A's (R)	.318	58	192	29	61	13	5	1	28	0	1	5	37	27	10	5	.453	.438	4
2012	AZL A's (R)	.230	35	135	25	31	5	3	3	17	0	1	1	11	43	2	1	.291	.230	2
2013	AZL A's (R)	.213	33	122	10	26	2	0	2	11	0	0	2	7	28	0	0	.279	.267	2
2014	AZL A's (R)	.210	46	167	25	35	13	1	0	17	0	2	4	20	43	4	3	.299	.306	4
Minor League Totals		.248	172	616	89	153	33	9	6	73	0	4	12	75	141	16	9	.360	.339	12

EZEKIAL MARK DEVOSS

OF

Goes by "Zeke"

Born: Ft. Lauderdale, Florida, July 17, 1990; **Home:** Mims, Florida

Bats: Switch; **Throws:** Right; **Height:** 5-10; **Weight:** 175

Obtained: Signed as a free agent to a minor league contract on July 21, 2014.

Graduated from Astronaut HS (FL)...attended the University of Miami...originally drafted by Chicago (NL) in the third round of the 2011 draft...in 2012, was named a midseason Midwest League All-Star...led the league in walks (88) and finished third with 88 runs scored and fourth with a .382 on-base percentage...in 2013, led the Florida State League with 80 walks and 23 hit by pitches...was second with 39 steals, third with a .393 on-base percentage and tied for third with 71 runs.

Year	Club	AVG.	G	AB	R	H	2B	3B	HR	RBI	SH	SF	HP	BB	SO	SB	CS	SLG	OBP	E
2011	AZL Cubs (R)	.294	4	17	4	5	1	0	0	3	0	0	1	1	4	2	0	.353	.368	1
	Boise (A)	.311	38	232	28	41	8	1	0	14	0	0	4	32	28	14	4	.386	.458	13
2012	Peoria (A)	.249	125	465	88	116	24	7	6	38	10	4	20	82	118	35	16	.370	.382	28
2013	Daytona (A)	.246	117	415	71	102	17	5	6	51	6	4	23	80	95	39	10	.354	.393	6
2014	Daytona (A)	.174	43	132	14	23	5	0	1	13	2	1	6	24	42	7	4	.235	.325	2
	Tennessee (AA)	.120	23	75	7	9	1	2	1	6	1	0	2	10	19	5	2	.227	.241	0
	Stockton (A)	.167	23	72	9	12	1	0	0	5	0	1	4	18	24	2	2	.181	.358	0
	Sacramento (AAA)	.333	1	3	0	1	0	0	0	0	0	0	0	1	0	0	0	.333	.500	0
Minor League Totals		.236	374	1311	221	309	57	15	14	130	19	10	60	248	330	104	38	.334	.379	50

DEREK THOMAS DE YOUNG

RHP

Born: Downers Grove, Illinois, December 17, 1991; **Home:** Plainfield, Illinois

Bats: Right; **Throws:** Right; **Height:** 6-2; **Weight:** 165

Obtained: Selected in the 18th round of the 2012 First-Year Player Draft

Attended Oakton CC (IL)...signed by Kevin Mello...missed all of the 2014 season after undergoing "Tommy John" surgery.

Year	Club	W	L	ERA	G	GS	CG	SHO	SV	IP	H	R	ER	HR	HB	BB	IBB	SO	WP	BK	
2012	AZL A's (R)	0	0	13.50	1	0	0	0	0	0.2	1	1	1	0	0	2	0	1	1	0	
2013	Beloit (A)	8	5	4.22	27	16	0	0	2	113.0	118	58	53	7	10	41	0	83	3	1	
2014	DNP - Injury																				
Minor League Totals		8	5	4.28	28	16	0	0	2	113.2	119	59	54	7	10	43	0	84	4	1	

EDWIN DIAZ (PANTOJA)

IF

Born: Bayamon, Puerto Rico, August 25, 1995; **Home:** Vega Alta, Puerto Rico

Bats: Right; **Throws:** Right; **Height:** 6-2; **Weight:** 195

Obtained: Selected in the 15th round of the 2013 First-Year Player Draft

Organizational Players, continued

Graduated from Maestro Ladi HS (PR)...signed by Ruben Escalera.

Year	Club	AVG.	G	AB	R	H	2B	3B	HR	RBI	SH	SF	HP	BB	SO	SB	CS	SLG	OBP	E
2013	AZL A's (R)	.239	27	92	7	22	6	1	1	6	0	1	0	5	25	1	1	.359	.276	5
2014	AZL A's (R)	.241	44	145	21	35	12	1	1	7	1	1	6	17	39	2	0	.359	.343	11
Minor League Totals		.241	71	237	28	57	18	2	2	13	1	2	6	22	64	3	1	.359	.318	16

RYAN SCOTT DOOLITTLE

RHP

Born: Plattsburg, New York, March 25, 1988; **Home:** Tabernacle, New Jersey

Bats: Right; **Throws:** Right; **Height:** 6-2; **Weight:** 198

Obtained: Selected in the 26th round of the 2008 First-Year Player Draft

Graduated from Seneca HS (NJ)...attended Cumberland County College...signed by Marc Sauer...was named California League Pitcher of the Week for the period ending April 18 in 2011...younger brother of A's reliever Sean Doolittle...after the 2014 season, pitched for the Mesa Solar Sox of the Arizona Fall League.

Year	Club	W	L	ERA	G	GS	CG	SHO	SV	IP	H	R	ER	HR	HB	BB	IBB	SO	WP	BK	
2008	AZL A's (R)	2	3	4.44	14	7	0	0	0	46.2	50	28	23	2	2	10	0	36	3	0	
2009		(DNP – Injury)																			
2010	Vancouver (A)	2	0	0.00	6	0	0	0	0	16.0	7	3	0	0	0	1	0	18	0	0	
	Kane County (A)	0	0	4.07	18	0	0	0	2	24.1	34	11	11	3	2	1	1	19	1	0	
2011	Stockton (A)	3	0	2.21	5	2	0	0	1	20.1	17	5	5	1	1	3	0	24	0	0	
	AZL A's (R)	0	2	13.50	4	1	0	0	0	4.2	14	7	7	1	0	0	0	7	0	0	
2012	Stockton (A)	1	3	1.48	15	0	0	0	0	24.1	17	6	4	2	0	3	0	31	0	0	
	Burlington (A)	0	0	0.93	8	0	0	0	2	9.2	5	3	1	0	1	0	0	12	0	0	
2013	AZL A's (R)	1	0	0.79	4	3	0	0	0	11.1	6	1	1	0	0	1	0	6	0	0	
	Stockton (A)	0	2	4.76	2	2	0	0	0	5.2	5	3	3	1	1	1	0	4	0	0	
2014	Stockton (A)	0	1	1.80	6	0	0	0	0	10.0	6	2	2	2	0	2	0	13	1	0	
	Midland (AA)	5	3	3.23	30	0	0	0	0	47.1	47	22	17	4	4	19	3	47	2	0	
Minor League Totals		14	14	3.02	112	15	0	0	5	220.1	208	91	74	16	11	41	4	217	7	0	

DUSTIN CHARLES DRIVER

RHP

Born: Federal Way, Washington, October 11, 1994; **Home:** Wenatchee, Washington

Bats: Right; **Throws:** Right; **Height:** 6-2; **Weight:** 215

Obtained: Selected in the seventh round of the 2013 First-Year Player Draft

Graduated from Wenatchee HS (WA)...signed by Jim Coffman...missed all of the 2014 season with a back injury.

Year	Club	W	L	ERA	G	GS	CG	SHO	SV	IP	H	R	ER	HR	HB	BB	IBB	SO	WP	BK	
2013	AZL A's (R)	0	2	7.15	7	4	0	0	0	11.1	18	12	9	0	0	11	0	4	5	0	
2014		DNP – injury																			
Minor League Totals		0	2	7.15	7	4	0	0	0	11.1	18	12	9	0	0	11	0	4	5	0	

SHAWN OSBORNE DUINKERK

OF

Born: Noord, Aruba, August 18, 1994; **Home:** San Nicholaas, Aruba

Bats: Left; **Throws:** Right; **Height:** 6-5; **Weight:** 205

Obtained: Signed as a non-drafted free agent, December 2, 2010

Signed by Dan Kantrovitz.

Year	Club	AVG.	G	AB	R	H	2B	3B	HR	RBI	SH	SF	HP	BB	SO	SB	CS	SLG	OBP	E
2011	DSL A's (R)	.129	9	31	3	4	1	0	0	1	0	0	0	5	8	1	2	.161	.250	1
2012	AZL A's (R)	.206	24	97	15	20	2	3	2	11	1	0	0	10	31	1	1	.351	.280	1
2013	AZL A's (R)	.246	35	138	22	34	7	3	0	20	0	0	0	8	32	4	3	.341	.288	5
2014	AZL A's (R)	.167	35	126	10	21	7	2	0	13	1	0	0	9	39	1	1	.254	.222	2
Minor League Totals		.202	103	392	50	79	17	8	2	45	2	0	0	32	110	7	7	.301	.262	9

RYAN CHRISTOPHER DULL

RHP

Born: Winston-Salem, North Carolina, October 2, 1989; **Home:** Winston-Salem, North Carolina

Bats: Right; **Throws:** Right; **Height:** 5-10; **Weight:** 175

Obtained: Selected in the 32nd round of the 2012 First-Year Player Draft

Graduated from UNC-Asheville...signed by Neil Avent...in 2013, finished second among all A's farmhands with 19 saves and was named a Midwest League Midseason All-Star...after the 2013 season, pitched for the Mesa Solar Sox of the Arizona Fall League, where he went 0-1 with two saves and posted a 4.91 ERA.

Year	Club	W	L	ERA	G	GS	CG	SHO	SV	IP	H	R	ER	HR	HB	BB	IBB	SO	WP	BK
2012	Vermont (A)	3	1	2.84	17	0	0	0	4	25.1	26	10	8	2	1	6	1	34	4	0
	AZL A's (R)	2	0	1.42	4	0	0	0	1	6.1	3	1	1	0	1	3	0	13	1	0
2013	Beloit (A)	1	1	2.10	20	0	0	0	12	25.2	16	6	6	1	0	3	0	35	2	0
	Stockton (A)	1	3	1.59	15	0	0	0	6	22.2	13	4	4	0	1	3	1	31	1	0
	Midland (AA)	0	1	4.63	10	0	0	0	1	11.2	15	9	6	2	0	3	0	12	2	0
2014	Midland (AA)	5	5	2.88	40	0	0	0	6	56.1	52	24	18	6	3	15	4	61	5	1
Minor League Totals		12	11	2.62	106	0	0	0	30	148.0	125	54	43	11	6	33	6	186	15	1

ANGEL ALBERTO DUNO (RODRIGUEZ)

RHP

Born: Anaco, Venezuela, January 10, 1994; **Home:** Anaco, Venezuela

Bats: Right; **Throws:** Right; **Height:** 5-11; **Weight:** 195

Obtained: Signed as a non-drafted free agent, December 9, 2011

Signed by Julio Franco and Andri Garcia.

Year	Club	W	L	ERA	G	GS	CG	SHO	SV	IP	H	R	ER	HR	HB	BB	IBB	SO	WP	BK
2012	DSL A's (R)	2	1	1.82	19	2	0	0	4	39.2	36	12	8	0	1	15	0	26	2	0
2013	DSL A's (R)	3	4	3.19	15	12	0	0	0	73.1	76	36	26	2	11	15	0	52	9	0
2014	DSL A's (R)	3	2	1.82	15	15	0	0	0	84.0	81	30	17	2	5	14	0	63	4	1
Minor League Totals		8	7	2.33	49	29	0	0	4	197.0	193	78	51	4	17	44	0	141	15	1

MICHAEL PHILLIP FAGAN

LHP

Goes by "Mike"

Born: San Diego, California, May 12, 1992; **Home:** San Diego, California

Bats: Right; **Throws:** Left; **Height:** 6-0; **Weight:** 185

Obtained: Selected in the ninth round of the 2014 First-Year Player Draft

Graduated from San Diego Jewish Academy (CA)...attended Princeton University...originally drafted by San Diego in the 45th round of the 2010 draft but did not sign...signed by Ron Vaughn.

Year	Club	W	L	ERA	G	GS	CG	SHO	SV	IP	H	R	ER	HR	HB	BB	IBB	SO	WP	BK
2014	AZL A's (R)	0	0	2.70	2	0	0	0	0	3.1	4	1	1	0	0	3	0	4	0	0
	Vermont (A)	2	1	4.66	17	0	0	0	0	19.1	13	11	10	2	1	15	1	25	3	1
Minor League Totals		2	1	4.37	19	0	0	0	0	22.2	17	12	11	2	1	18	1	29	3	1

RODOLFO FERNANDEZ (PARRILLA)

RHP

Born: Pinar Del Rio, Cuba, March 21, 1990; **Home:** Santo Domingo, Dominican Republic

Bats: Right; **Throws:** Right; **Height:** 6-2; **Weight:** 227

Obtained: Acquired from Milwaukee for the No. 57 International Bonus Slot, July 7, 2014

Originally signed by Milwaukee as a non-drafted free agent on February 25, 2012...missed the 2012 season with a fractured right hand.

Year	Club	W	L	ERA	G	GS	CG	SHO	SV	IP	H	R	ER	HR	HB	BB	IBB	SO	WP	BK
2012										DNP - Injury										
2013	Wisconsin (A)	4	4	2.35	25	2	0	0	4	61.1	53	26	16	5	7	11	1	50	4	1
2014	Wisconsin (A)	1	0	2.87	14	0	0	0	2	31.1	26	11	10	1	1	14	0	24	0	0
	Stockton (A)	0	2	4.38	16	0	0	0	1	24.2	24	13	12	3	3	11	1	26	3	0
Minor League Totals		5	6	2.92	55	2	0	0	7	117.1	103	50	38	9	11	36	2	100	7	1

KEVIN FERRERAS

LHP

Born: Santo Domingo, Dominican Republic, July 5, 1993; **Home:** Santo Domingo, Dominican Republic

Bats: Left; **Throws:** Left; **Height:** 5-11; **Weight:** 186

Obtained: Signed as a non-drafted free agent, June 13, 2012

Originally signed by Florida on December 7, 2010, but was released after one season.

Organizational Players, continued

Year	Club	W	L	ERA	G	GS	CG	SHO	SV	IP	H	R	ER	HR	HB	BB	IBB	SO	WP	BK
2011	DSL Marlins (R)	0	0	9.31	7	0	0	0	0	9.2	9	10	10	1	2	12	0	12	1	0
2012	DSL A's (R)	0	1	3.12	15	0	0	0	0	34.2	30	18	12	0	3	25	0	32	4	1
2013	DSL A's (R)	1	1	0.99	17	0	0	0	5	27.1	12	4	3	0	1	12	0	36	3	0
2014	AZL A's (R)	2	3	6.67	12	4	0	0	0	27.0	33	22	20	2	0	12	0	26	2	0
	Vermont (A)	0	0	5.14	6	0	0	0	0	7.0	7	4	4	0	1	5	0	5	2	0
Minor League Totals		3	5	4.17	57	4	0	0	5	105.2	91	58	49	3	7	66	0	111	12	1

HEATH DEVON FILLMYER

RHP

Born: Trevoze, Pennsylvania, May 16, 1994; **Home:** Roebling, New Jersey

Bats: Right; **Throws:** Right; **Height:** 6-1; **Weight:** 190

Obtained: Selected in the fifth round of the 2014 First-Year Player Draft

Graduated from Florence HS (NJ)...attended Mercer County CC (NJ)...originally drafted by Colorado in the 28th round of the 2013 draft but did not sign...as a sophomore at MCCC, went 9-0 with a 0.68 ERA, leading his team to the Junior College World Series...originally an infielder, he threw fewer than 10 innings as a freshman before logging 66 innings as a sophomore...signed by Ron Vaughn.

Year	Club	W	L	ERA	G	GS	CG	SHO	SV	IP	H	R	ER	HR	HB	BB	IBB	SO	WP	BK
2014	AZL A's (R)	1	0	2.79	6	0	0	0	0	9.2	5	3	3	0	0	5	0	10	4	0
Minor League Totals		1	0	2.79	6	0	0	0	0	9.2	5	3	3	0	0	5	0	10	4	0

KYLE EDWARD FINNEGAN

RHP

Born: Detroit, Michigan, September 4, 1991; **Home:** Kingwood, Texas

Bats: Right; **Throws:** Right; **Height:** 6-2; **Weight:** 180

Obtained: Selected in the sixth round of the 2013 First-Year Player Draft

Graduated from Kingwood HS (TX)...attended Texas State University...signed by Armann Brown...in 2014, finished seventh among qualifying A's farmhands with a 4.03 ERA and was named to the Midwest League Midseason All-Star Team.

Year	Club	W	L	ERA	G	GS	CG	SHO	SV	IP	H	R	ER	HR	HB	BB	IBB	SO	WP	BK
2013	Vermont (A)	3	3	2.70	11	11	0	0	0	50.0	43	18	15	0	1	12	0	35	2	0
	Beloit (A)	1	1	9.82	2	2	0	0	0	7.1	12	8	8	1	0	6	0	5	0	0
2014	Beloit (A)	7	9	3.69	23	23	1	1	0	119.2	99	53	49	12	4	52	0	55	3	0
	Midland (AA)	0	1	11.81	1	1	0	0	0	5.1	10	7	7	3	1	1	0	6	1	0
Minor League Totals		11	14	3.90	37	37	1	1	0	182.1	164	86	79	16	6	71	0	101	6	0

NORMAN BLAKE FORSYTHE

C

Goes by "Blake"

Born: Memphis, Tennessee, July 31, 1989; **Home:** Hampshire, Illinois

Bats: Right; **Throws:** Right; **Height:** 6-2; **Weight:** 220

Obtained: Acquired from New York (NL) for future considerations, April 14, 2014

Graduated from Christian Brothers HS (TN)...attended University of Tennessee...originally drafted by New York (NL) in the third round of the 2010 draft...was a Johnny Bench Award nominee for the top collegiate catcher in 2010...was named to the 2012 Florida State League Midseason All-Star Team...younger brother of Tampa Bay infielder Logan Forsythe.

Year	Club	AVG.	G	AB	R	H	2B	3B	HR	RBI	SH	SF	HP	BB	SO	SB	CS	SLG	OBP	E
2010	GCL Mets (R)	.200	3	10	0	2	0	0	0	0	0	0	0	1	2	0	0	.200	.273	0
	Brooklyn (A)	.238	30	101	14	24	5	1	3	8	1	3	1	11	41	1	1	.396	.310	1
2011	Savannah (A)	.235	105	370	44	87	24	4	9	43	0	6	2	56	123	0	1	.395	.334	8
2012	St. Lucie (A)	.244	88	295	32	72	17	2	8	42	0	5	5	40	89	0	0	.397	.339	8
2013	Binghamton (AA)	.192	88	307	36	59	18	2	10	33	0	2	2	32	101	3	0	.362	.271	1
2014	Midland (AA)	.224	72	232	26	52	12	1	5	26	1	1	1	27	77	0	1	.349	.307	7
Minor League Totals		.225	386	1315	152	296	76	10	35	152	2	17	11	167	433	4	3	.378	.314	25

JAMES SETH FRANKOFF

RHP

Goes by "Seth"

Born: Raleigh, North Carolina, August 27, 1988; **Home:** Raleigh, North Carolina

Bats: Right; **Throws:** Right; **Height:** 6-5; **Weight:** 210

Obtained: Selected in the 27th round of the 2010 First-Year Player Draft

Graduated from Apex HS (NC)...attended the University of North Carolina at Wilmington...signed by Neil Avent...in 2011, was named New York-Penn League Pitcher of the Week for the periods ending August 29 and September 6 and led A's farmhands in complete games...in 2012, was named Midwest League Pitcher of the Week for the period that ended June 19...played for the Mesa Solar Sox of the Arizona Fall League after the 2013 season...tied for third among A's farmhands with 16 saves in 2014 and was named to the Texas League Midseason All-Star Team.

Year	Club	W	L	ERA	G	GS	CG	SHO	SV	IP	H	R	ER	HR	HB	BB	IBB	SO	WP	BK
2010	AZL A's (R)	2	3	2.28	8	4	0	0	0	27.2	14	8	7	0	1	14	0	35	6	1
	Vancouver (A)	3	2	3.30	7	7	0	0	0	30.0	31	13	11	0	1	13	0	31	0	1
2011	Burlington (A)	0	1	11.25	5	5	0	0	0	12.0	21	16	15	0	2	9	0	7	3	0
	Vermont (A)	6	3	2.34	14	14	2	1	0	73.0	54	25	19	1	6	27	0	63	8	0
2012	Burlington (A)	5	7	4.83	36	9	0	0	1	104.1	107	61	56	11	8	40	2	84	8	0
2013	Stockton (A)	2	0	2.78	48	0	0	0	4	74.1	57	32	23	6	5	23	1	93	11	0
2014	Midland (AA)	2	2	2.41	27	0	0	0	15	33.2	29	10	9	3	0	11	2	47	0	0
	Sacramento (AAA)	1	1	4.40	22	0	0	0	1	30.2	30	16	15	3	1	10	0	22	2	0
Minor League Totals		21	19	3.62	167	39	2	1	21	385.2	343	181	155	24	24	147	5	382	38	2

DAKOTA JAMES FREESE

RHP

Born: Cedar Rapids, Iowa, May 9, 1992; **Home:** Cedar Rapids, Iowa
Bats: Right; **Throws:** Right; **Height:** 6-4; **Weight:** 190
Obtained: Selected in the 12th round of the 2013 First-Year Player Draft

Graduated from Washington HS (IA)...attended Des Moines Area Community College...signed by Kevin Mello...originally drafted by Chicago (AL) in the 34th round of the June, 2011 First-Year Player Draft but did not sign...missed the 2014 season after undergoing shoulder surgery.

Year	Club	W	L	ERA	G	GS	CG	SHO	SV	IP	H	R	ER	HR	HB	BB	IBB	SO	WP	BK
2013																				
2014																				
Minor League Totals																				

KOBE JOE GAUNA

RHP

Born: Torrance, California, September 10, 1993; **Home:** Torrance, California
Bats: Right; **Throws:** Right; **Height:** 6-3; **Weight:** 220
Obtained: Selected in the 20th round of the 2014 First-Year Player Draft

Graduated from St. John Bosco HS (CA)...attended Cal State-Fullerton...signed by Eric Martins...was a collegiate teammate of 2014 A's first-round pick Matt Chapman.

Year	Club	W	L	ERA	G	GS	CG	SHO	SV	IP	H	R	ER	HR	HB	BB	IBB	SO	WP	BK
2014	AZL A's (R)	0	2	6.14	3	1	0	0	0	7.1	4	5	5	0	1	2	0	5	2	0
	Vermont (A)	0	1	2.08	15	1	0	0	12	17.1	15	4	4	2	0	2	0	14	1	0
Minor League Totals		0	3	3.28	18	2	0	0	12	24.2	19	9	9	2	1	4	0	19	3	0

TRENT AUSTIN GILBERT

IF

Born: Torrance, California, March 17, 1993; **Home:** Torrance, California
Bats: Left; **Throws:** Right; **Height:** 6-2; **Weight:** 190
Obtained: Selected in the 15th round of the 2014 First-Year Player Draft

Graduated from Torrance HS (CA)...attended the University of Arizona...started 64 games for the 2012 Wildcat team that won the College World Series...signed by Trevor Ryan.

Year	Club	AVG.	G	AB	R	H	2B	3B	HR	RBI	SH	SF	HP	BB	SO	SB	CS	SLG	OBP	E
2014	AZL A's (R)	.327	11	49	7	16	4	1	0	6	0	0	0	4	6	0	0	.449	.377	0
	Vermont (A)	.212	40	137	17	29	6	1	0	10	0	1	2	10	35	1	0	.270	.273	5
Minor League Totals		.242	51	186	24	45	10	2	0	16	0	1	2	14	41	1	0	.317	.300	5

RYAN JAMES GORTON

C

Born: Portland, Oregon, February 27, 1990; **Home:** Tigard, Oregon
Bats: Right; **Throws:** Right; **Height:** 6-2; **Weight:** 225
Obtained: Selected in the 31st round of the 2012 First-Year Player Draft

Graduated from Tigard HS (OR)...attended Oregon State University...signed by Jim Coffman.

PLAYER DEVELOPMENT

Organizational Players, continued

Year	Club	AVG.	G	AB	R	H	2B	3B	HR	RBI	SH	SF	HP	BB	SO	SB	CS	SLG	OBP	E
2013	Vermont (A)	.212	35	104	7	22	2	0	1	4	3	0	1	19	20	1	1	.260	.339	2
2014	Stockton (A)	.198	34	116	12	23	2	0	0	7	1	1	2	5	21	1	0	.216	.242	0
Minor League Totals		.205	69	220	19	45	4	0	1	11	4	1	3	24	41	2	1	.236	.290	2

DANIEL JAMES GOSSETT

RHP

Born: Spartanburg, South Carolina, November 13, 1992; **Home:** Thibodaux, Louisiana

Bats: Right; **Throws:** Right; **Height:** 6-1; **Weight:** 180

Obtained: Selected in the second round of the 2014 First-Year Player Draft

Graduated from James F. Byrnes HS (SC)...attended Clemson University...at Clemson, was a semifinalist for the Golden Spikes Award in 2014 and was named a second team All-American by *Collegiate Baseball*...originally drafted by Boston in the 16th round of the 2011 draft but did not sign...signed by Neil Avent.

Year	Club	W	L	ERA	G	GS	CG	SHO	SV	IP	H	R	ER	HR	HB	BB	IBB	SO	WP	BK
2014	Vermont (A)	1	0	2.25	12	1	0	0	0	24.0	16	6	6	1	0	1	0	25	0	0
Minor League Totals		1	0	2.25	12	1	0	0	0	24.0	16	6	6	1	0	1	0	25	0	0

DREW MICHAEL GRANIER

RHP

Born: Thibodaux, Louisiana, November 24, 1988; **Home:** Thibodaux, Louisiana

Bats: Right; **Throws:** Right; **Height:** 6-0; **Weight:** 185

Obtained: Selected in the 32nd round of the 2011 First-Year Player Draft

Graduated from Thibodaux HS (LA)...graduated from the University of Louisiana at Monroe...signed by Kelcey Mucker...led A's minor leaguers in innings pitched in 2012, was second in strikeouts, tied for second in wins and was fourth in ERA...tied a career high with 28 games started in 2013...after the 2014 season, played for the Mesa Solar Sox in the Arizona Fall League...finished ninth among A's farmhands in strikeouts in 2014 with 94.

Year	Club	W	L	ERA	G	GS	CG	SHO	SV	IP	H	R	ER	HR	HB	BB	IBB	SO	WP	BK
2011	Vermont (A)	1	1	1.91	7	7	0	0	0	28.1	21	11	6	0	3	22	0	34	6	0
	AZL A's (R)	5	1	1.57	6	3	0	0	0	23.0	12	4	4	1	3	7	0	35	3	0
2012	Burlington (A)	11	10	3.21	28	28	1	0	0	162.2	149	71	58	12	8	53	1	167	9	0
2013	Stockton (A)	6	3	3.25	14	14	0	0	0	83.0	71	32	30	5	6	40	0	97	7	0
	Midland (AA)	3	6	5.23	14	14	0	0	0	72.1	82	48	42	9	2	42	0	56	5	0
2014	Midland (AA)	7	7	4.56	26	24	0	0	0	126.1	131	82	64	15	9	76	0	93	10	0
	Sacramento (AAA)	0	0	15.75	1	1	0	0	0	4.0	12	7	7	0	0	0	0	1	0	0
Minor League Totals		33	28	3.80	96	91	1	0	0	499.2	478	255	211	42	31	240	1	483	40	0

BRETT THOMAS GRAVES

RHP

Born: Creve Cour, Missouri, January 30, 1993; **Home:** St. Charles, Missouri

Bats: Right; **Throws:** Right; **Height:** 6-1; **Weight:** 195

Obtained: Selected in the third round of the 2014 First-Year Player Draft

Graduated from Francis Howell HS (MO)...played collegiately at Missouri University...signed by Kevin Mello.

Year	Club	W	L	ERA	G	GS	CG	SHO	SV	IP	H	R	ER	HR	HB	BB	IBB	SO	WP	BK
2014	AZL A's (R)	0	0	0.00	1	1	0	0	0	1.0	0	0	0	0	0	1	0	1	0	0
	Vermont (A)	3	2	6.86	8	2	0	0	0	21.0	24	18	16	1	1	6	0	18	4	0
Minor League Totals		3	2	6.55	9	3	0	0	0	22.0	24	18	16	1	1	7	0	19	4	0

JERAD SCOTT GRUNDY

LHP

Born: Hinsdale, Illinois, September 11, 1990; **Home:** Johnsburg, Illinois

Bats: Left; **Throws:** Left; **Height:** 6-1; **Weight:** 200

Obtained: Selected in the 10th round of the 2013 First-Year Player Draft

Graduated from Johnsburg HS (IL)...attended Heartland Community College (IL) and the University of Kentucky...signed by Rich Sparks...previously drafted by Texas (2009, 46th round), (2011, 42nd round) and Minnesota (2012, 27th round) but did not sign.

Year	Club	W	L	ERA	G	GS	CG	SHO	SV	IP	H	R	ER	HR	HB	BB	IBB	SO	WP	BK
2013	Vermont (A)	2	2	7.14	12	3	0	0	0	29.0	37	29	23	1	3	13	0	14	2	0
2014	Vermont (A)	4	7	4.08	15	15	0	0	0	75.0	90	38	34	6	4	16	0	51	2	0
Minor League Totals		6	9	4.93	27	18	0	0	0	104.0	127	67	57	7	7	29	0	65	4	0

KRISTOPHER WILLIAM HALL**RHP**

Goes by "Kris"

Born: Honolulu, Hawai'i, June 8, 1991; **Home:** Strongsville, Ohio**Bats:** Right; **Throws:** Right; **Height:** 6-3; **Weight:** 220**Obtained:** Selected in the eighth round of the 2012 First-Year Player Draft

Attended Lee University...was a NAIA All-American after going 12-0 with a 1.71 ERA in 16 starts for the Flames in 2012...signed by Matt Ranson...in 2012, was a New York-Penn League Midseason All-Star.

Year	Club	W	L	ERA	G	GS	CG	SHO	SV	IP	H	R	ER	HR	HB	BB	IBB	SO	WP	BK
2012	Vermont (A)	2	0	0.99	12	4	0	0	0	27.1	17	6	3	0	2	14	0	24	1	1
	AZL A's (R)	1	0	4.50	2	0	0	0	0	2.0	1	1	1	0	0	1	0	3	2	0
2013	Beloit (A)	4	2	4.92	30	2	0	0	1	53.0	52	33	29	6	4	35	1	56	1	0
2014	Stockton (A)	5	0	4.29	40	0	0	0	3	56.2	42	28	27	6	1	38	1	77	9	0
Minor League Totals		12	2	3.89	84	6	0	0	4	139.0	112	68	60	12	7	88	2	160	13	1

BLAKE WHITTINGTON HASSEBROCK**RHP****Born:** Littleton, Colorado, July 15, 1989; **Home:** High Point, North Carolina**Bats:** Right; **Throws:** Right; **Height:** 6-5; **Weight:** 225**Obtained:** Selected in the eighth round of the 2010 First-Year Player Draft

Graduated from Southwest Guilford HS (NC)...attended the University of North Carolina at Greensboro...signed by Neil Avent...in 2011, was named a Midwest League Mid-Season All-Star and was ML Pitcher of the Week for the period ending July 18...also ranked second among A's farmhands in ERA, tied for sixth in strikeouts and was 10th in innings pitched.

Year	Club	W	L	ERA	G	GS	CG	SHO	SV	IP	H	R	ER	HR	HB	BB	IBB	SO	WP	BK
2010	AZL A's (R)	0	0	10.80	3	1	0	0	0	3.1	6	6	4	0	1	1	0	7	0	1
	Vancouver (A)	0	1	5.12	14	0	0	0	0	19.1	25	11	11	0	4	8	1	18	3	0
2011	Burlington (A)	7	8	2.64	26	26	0	0	0	139.2	133	64	41	9	14	46	0	110	16	0
2012	Stockton (A)	2	6	8.17	14	13	0	0	0	50.2	84	55	46	6	6	20	1	44	9	0
	Burlington (A)	2	2	4.00	5	5	0	0	0	27.0	33	14	12	3	3	10	0	20	4	0
2013	Stockton (A)	2	4	4.28	26	5	0	0	1	61.0	57	34	29	4	5	29	0	68	7	0
	Midland (AA)	0	2	6.61	12	0	0	0	0	16.1	18	13	12	1	1	7	0	5	6	0
2014	Stockton (A)	0	0	5.23	8	0	0	0	0	10.1	15	7	6	1	1	6	0	8	2	0
	Midland (AA)	4	0	7.24	21	0	0	0	0	32.1	59	33	26	5	4	10	0	20	1	0
Minor League Totals		17	23	4.68	129	50	0	0	1	360.0	430	237	187	29	39	137	2	300	48	1

MILES COLEMAN HEAD**IF****Born:** Griffin, Georgia, May 2, 1991; **Home:** Brooks, Georgia**Bats:** Right; **Throws:** Right; **Height:** 6-0; **Weight:** 255**Obtained:** Acquired from Boston with Josh Reddick and Raul Alcantara for Andrew Bailey and Ryan Sweeney, December 28, 2011

Graduated from Whitewater HS (GA)...originally drafted by Boston in the 26th round of the 2009 first year player draft...signed by Boston scout Tim Hyers...earned Midseason All-Star honors with Stockton in the California League in 2012 and Greenville of the South Atlantic League in 2011...after the 2012 season, was named A's Organizational Player of the Year after leading Oakland farmhands in batting (.333), slugging percentage (.577), hits (160), RBI (84), extra base hits (63) and total bases (277).

Year	Club	AVG.	G	AB	R	H	2B	3B	HR	RBI	SH	SF	HP	BB	SO	SB	CS	SLG	OBP	E
2009	GCL Red Sox (R)	.103	10	29	1	3	0	0	0	0	0	0	0	3	8	0	0	.103	.188	2
2010	Lowell (A)	.240	65	229	21	55	16	2	1	35	1	8	4	30	36	1	1	.341	.328	8
2011	Greenville (A)	.338	66	263	61	89	25	1	15	53	0	2	3	30	53	4	2	.612	.409	4
	Salem (A)	.254	63	232	27	59	12	1	7	29	0	1	6	20	56	0	2	.405	.328	3
2012	Stockton (A)	.382	67	267	57	102	23	6	18	56	0	1	2	23	55	3	0	.715	.433	9
	Midland (AA)	.272	57	213	25	59	9	2	5	28	0	0	5	16	75	0	1	.404	.338	7
2013	Midland (AA)	.196	40	148	13	29	4	0	2	8	0	1	2	12	42	0	1	.264	.264	6
2014	Midland (AA)	.219	58	210	21	46	7	1	7	28	0	3	3	11	52	1	0	.362	.264	6
Minor League Totals		.277	426	1591	226	441	96	13	55	237	1	16	25	145	377	9	7	.458	.344	45

RYON CHRISTOPHER HEALY**IF****Born:** West Hills, California, January 10, 1992; **Home:** West Hills, California**Bats:** Right; **Throws:** Right; **Height:** 6-5; **Weight:** 225**Obtained:** Selected in the 3rd round of the 2013 First-Year Player Draft

Organizational Players, continued

Graduated from Crespi Carmelite HS (CA)...attended the University of Oregon...signed by Jim Coffman...set an Oregon Ducks career record with 118 RBI despite playing just three seasons...in 2014, finished eighth among A's farmhands in batting average... was third in hits, fourth in RBI, tied for sixth in home runs, and eighth in runs.

Year	Club	AVG.	G	AB	R	H	2B	3B	HR	RBI	SH	SF	HP	BB	SO	SB	CS	SLG	OBP	E
2013	AZL A's (R)	.214	11	28	4	6	0	1	2	8	0	2	0	3	4	0	0	.500	.273	0
	Vermont (A)	.233	36	146	12	34	10	0	4	21	0	1	2	2	24	2	1	.384	.252	15
2014	Stockton (A)	.285	136	561	73	160	28	2	16	83	0	8	3	28	79	0	0	.428	.318	8
Minor League Totals		.272	183	735	89	200	38	3	22	112	0	11	5	33	107	2	1	.422	.304	23

TUCKER JOSEPH HEALY

RHP

Born: Newton, Massachusetts, June 15, 1990; **Home:** Needham, Massachusetts

Bats: Left; **Throws:** Right; **Height:** 6-1; **Weight:** 210

Obtained: Selected in the 23rd round of the 2012 First-Year Player Draft

Graduated from Ithaca College...signed by Matt Higginson...in 2013, did not allow an earned run in 18 straight appearances in Beloit and Stockton from April 30-June 28...did not allow an earned run in 28 of 33 appearances overall...tied for eighth among A's minor leaguers in 2014 with seven saves.

Year	Club	W	L	ERA	G	GS	CG	SHO	SV	IP	H	R	ER	HR	HB	BB	IBB	SO	WP	BK
2012	Vermont (A)	2	0	3.07	22	0	0	0	3	29.1	26	11	10	0	2	13	0	45	6	0
2013	Beloit (A)	0	1	0.94	18	0	0	0	2	28.2	20	7	3	2	0	5	0	43	2	0
	Stockton (A)	1	1	1.86	15	0	0	0	3	19.1	13	4	4	2	1	5	0	31	0	0
2014	Stockton (A)	2	1	1.04	13	0	0	0	3	17.1	9	2	2	1	1	4	0	29	0	0
	Midland (AA)	0	1	2.33	12	0	0	0	4	19.1	17	5	5	1	0	6	1	29	1	0
	Sacramento (AAA)	1	1	8.14	20	0	0	0	0	24.1	31	24	22	4	1	14	0	28	1	0
Minor League Totals		6	5	2.99	100	0	0	0	15	138.1	116	53	46	10	5	47	1	205	10	0

JUSTIN MICHAEL HIGLEY

OF

Born: Sacramento, California, December 25, 1992; **Home:** Sacramento, California

Bats: Left; **Throws:** Right; **Height:** 6-4; **Weight:** 200

Obtained: Selected in the 13th round of the 2013 First-Year Player Draft

Graduated from Jesuit HS (CA)...attended Sacramento State University...signed by Jermaine Clark...cousin J.R. Higley is an outfielder in the Washington organization...finished tied for third on the AZL A's in batting average in 2013 (min. 50 AB).

Year	Club	AVG.	G	AB	R	H	2B	3B	HR	RBI	SH	SF	HP	BB	SO	SB	CS	SLG	OBP	E
2013	AZL A's (R)	.275	42	153	31	42	7	4	6	29	0	3	2	21	57	4	3	.490	.363	1
2014	Vermont (A)	.281	24	89	16	25	6	2	5	25	0	1	0	8	31	10	0	.562	.337	0
	Beloit (A)	.240	48	175	18	42	8	2	2	12	0	1	1	12	59	6	1	.343	.291	1
Minor League Totals		.261	114	417	65	109	21	8	13	66	0	5	3	41	147	20	4	.444	.328	2

TYLER JOSEPH HOLLSTEGGE

RHP

Born: Cincinnati, Ohio, December 17, 1990; **Home:** West Chester, Ohio

Bats: Left; **Throws:** Right; **Height:** 6-2; **Weight:** 224

Obtained: Selected in the 21st round of the 2012 First-Year Player Draft

Attended UNC Greensboro...signed by Neil Avent.

Year	Club	W	L	ERA	G	GS	CG	SHO	SV	IP	H	R	ER	HR	HB	BB	IBB	SO	WP	BK	
2012	AZL A's (R)	5	1	4.86	19	0	0	0	0	33.1	33	20	18	1	1	22	0	35	11	1	
2013		DNP - Injured																			
2014	Vermont (A)	0	0	5.19	16	0	0	0	0	17.1	16	10	10	2	0	12	0	18	1	0	
	Beloit (A)	0	1	11.25	11	0	0	0	0	12.0	18	15	15	2	1	11	0	9	1	0	
	Stockton (A)	0	0	4.50	2	0	0	0	0	2.0	4	1	1	0	0	1	0	1	0	0	
Minor League Totals		5	2	6.12	48	0	0	0	0	64.2	71	46	44	5	2	46	0	63	13	1	

ROBERT THOMAS HUBER

RHP

Goes by "Rob"

Born: Plano, Texas, January 8, 1992; **Home:** Plano, Texas

Bats: Right; **Throws:** Right; **Height:** 5-11; **Weight:** 200

Obtained: Selected in the 26th round of the 2014 First-Year Player Draft

Graduated from Plano West HS (TX)...attended Duke University, where he ranked fourth in the ACC in saves (10) as a senior in 2014...ended his collegiate career with the fifth-most saves (11) and ninth-most wins (16) in Duke history...signed by Neil Avent.

Year	Club	W	L	ERA	G	GS	CG	SHO	SV	IP	H	R	ER	HR	HB	BB	IBB	SO	WP	BK
2014	AZL A's (R)	1	0	8.02	15	0	0	0	1	21.1	27	19	19	1	1	13	0	23	5	0
Minor League Totals		1	0	8.02	15	0	0	0	1	21.1	27	19	19	1	1	13	0	23	5	0

RYAN WADE HUCK

IF

Born: St. Louis, Missouri, February 24, 1991; **Home:** St. Louis, Missouri
Bats: Right; **Throws:** Right; **Height:** 6-5; **Weight:** 245
Obtained: Selected in the 27th round of the 2013 First-Year Player Draft

Graduated from Oakville Senior HS (MO)...attended Western Kentucky University...signed by Rich Sparks...as a senior at WKU, was named to the All-Sun Belt Conference First Team.

Year	Club	AVG.	G	AB	R	H	2B	3B	HR	RBI	SH	SF	HP	BB	SO	SB	CS	SLG	OBP	E
2013	AZL A's (R)	.475	10	40	9	19	7	1	2	11	0	0	2	3	6	0	0	.850	.533	0
	Vermont (A)	.238	46	160	15	38	12	0	3	15	0	0	25	53	1	0	.369	.341	5	
2014	Vermont (A)	.188	47	170	11	32	7	1	2	17	0	1	1	13	56	0	1	.276	.249	2
	Beloit (A)	.202	35	119	16	24	2	1	3	13	0	0	0	19	37	1	0	.311	.312	3
Minor League Totals		.231	138	489	51	113	28	3	10	56	0	1	3	60	152	2	1	.362	.318	10

CHRISTOPHER PHILIP JENSEN

RHP

Goes by "Chris"

Born: Phoenix, Arizona, September 30, 1990; **Home:** Gilbert, Arizona
Bats: Right; **Throws:** Right; **Height:** 6-4; **Weight:** 200

Obtained: Acquired from Colorado with Drew Pomeranz for Brett Anderson, December 10, 2013

Graduated from Mesquite HS (AZ)... attended the University of San Diego...originally selected by Colorado in the sixth round of the 2011 first year player draft...signed by Rockies scout Jon Lukens...in 2012, his 12 wins ranked third among Rockies farmhands...in 2014, finished second among A's farmhands in ERA and wins, third in innings pitched, and tied for ninth in strikeouts...was named to the Texas League Postseason All-Star Team.

Year	Club	W	L	ERA	G	GS	CG	SHO	SV	IP	H	R	ER	HR	HB	BB	IBB	SO	WP	BK
2011	Tri-City (A)	2	1	2.65	8	8	0	0	0	37.1	27	15	11	1	0	10	0	28	4	0
2012	Asheville (A)	12	3	4.28	25	25	0	0	0	145.0	148	81	69	14	7	50	0	95	10	0
2013	Modesto (A)	5	8	4.55	28	28	0	0	0	152.1	161	86	77	15	5	39	0	136	5	0
2014	Midland (AA)	12	8	3.14	26	26	0	0	0	160.1	147	65	56	3	13	62	0	94	10	0
Minor League Totals		31	20	3.87	87	87	0	0	0	495.0	483	247	213	33	25	161	0	359	29	0

KEVIN JOSHUA JOHNSON

RHP

Born: Harvey, Illinois, April 5, 1991; **Home:** Midlothian, Illinois
Bats: Right; **Throws:** Right; **Height:** 6-3; **Weight:** 206

Obtained: Selected in the 24th round of the 2013 First-Year Player Draft

Graduated from Mt. Carmel HS (IL)...played collegiately at the University of Illinois...originally drafted by New York (AL) in the 31st round of the 2012 draft but did not sign...missed the 2014 season after undergoing "Tommy John" surgery.

Year	Club	W	L	ERA	G	GS	CG	SHO	SV	IP	H	R	ER	HR	HB	BB	IBB	SO	WP	BK
2014																				
Minor League Totals																				

TYLER ANTHONY JOHNSON

RHP

Born: Mission Hills, California, July 18, 1990; **Home:** Chatsworth, California
Bats: Right; **Throws:** Right; **Height:** 6-1; **Weight:** 205

Obtained: Selected in the 33rd round of the 2012 First-Year Player Draft

Graduated from Stony Brook University...signed by Ron Vaughn...led Vermont with a 1.71 ERA in 2013 (min. 20 IP)...missed the 2014 season after undergoing hip surgery.

Year	Club	W	L	ERA	G	GS	CG	SHO	SV	IP	H	R	ER	HR	HB	BB	IBB	SO	WP	BK
2012	AZL A's (R)	5	1	3.33	14	0	0	0	1	27.0	30	14	10	2	1	7	0	21	2	0
2013	Vermont (A)	1	1	1.71	20	1	0	0	3	42.0	32	11	8	2	1	17	1	24	5	0
2014																				
Minor League Totals		6	2	2.35	34	1	0	0	4	69.0	62	25	18	4	2	24	1	45	7	0

PLAYER DEVELOPMENT

Organizational Players, continued

JONATHAN JOSEPH (RICHARDSON)

RHP

Born: San Pedro de Macoris, Dominican Republic, May 17, 1988; **Home:** San Pedro de Macoris, Dominican Republic
Bats: Right; **Throws:** Right; **Height:** 6-2; **Weight:** 188
Obtained: Signed as a non-drafted free agent, June 15, 2006

Signed by Amaury Reyes...ranked second in ERA among A's farmhands in 2010...in 2012, ranked third in saves...in 2013, appeared in a career high 47 games and tied for ninth among A's farmhands with six saves...set a new career high with seven wins in 2014 while striking out more than 70 batters for the fifth straight season.

Year	Club	W	L	ERA	G	GS	CG	SHO	SV	IP	H	R	ER	HR	HB	BB	IBB	SO	WP	BK
2006	DSL A's-1 (R)	4	1	3.53	11	8	0	0	0	43.1	43	21	17	4	4	18	0	36	10	1
2007	DSL A's-1 (R)	1	0	1.23	2	1	0	0	0	7.1	3	1	1	0	1	3	0	5	1	0
	AZL A's (R)	1	3	7.62	16	1	0	0	2	39.0	55	37	33	4	3	13	0	38	7	1
2008	DSL A's-2 (R)	1	1	4.50	3	2	0	0	0	10.0	9	6	5	0	2	4	0	13	1	0
	AZL A's (R)	1	1	4.56	16	0	0	0	4	23.2	30	17	12	1	2	11	1	37	6	0
2009	Vancouver (A)	0	2	4.94	16	8	0	0	0	54.2	65	40	30	4	4	25	0	35	5	0
2010	Vancouver (A)	1	1	2.68	8	8	0	0	0	40.1	37	17	12	0	5	14	0	35	3	1
	Kane County (A)	2	5	3.33	14	9	0	0	0	54.0	49	27	20	2	4	26	1	55	10	2
2011	Burlington (A)	6	4	5.67	21	14	0	0	1	81.0	89	59	51	11	7	31	0	73	11	1
2012	Stockton (A)	0	1	9.82	7	0	0	0	0	11.0	12	13	12	2	2	5	0	16	1	0
	Burlington (A)	1	3	4.35	34	9	0	0	12	82.2	81	51	40	7	8	38	1	73	11	0
2013	Stockton (A)	5	5	3.50	47	0	0	0	6	64.1	46	33	25	6	4	28	1	76	8	0
2014	Stockton (A)	7	3	3.58	37	3	0	0	0	78.0	68	35	31	5	4	38	1	72	5	0
Minor League Totals		30	30	4.41	232	63	0	0	25	589.1	587	357	289	46	50	254	5	564	79	6

BRANDEN IVES KELLIHER

RHP

Born: Edmonds, Washington, December 11, 1995; **Home:** Lake Stevens, Washington
Bats: Right; **Throws:** Right; **Height:** 5-11; **Weight:** 175
Obtained: Selected in the eighth round of the 2014 First-Year Player Draft

Graduated from Lake Stevens HS (WA)...signed by Jim Coffman...had committed to play collegiately at the University of Oregon before signing with the A's.

Year	Club	W	L	ERA	G	GS	CG	SHO	SV	IP	H	R	ER	HR	HB	BB	IBB	SO	WP	BK
2014	AZL A's (R)	1	4	4.82	11	7	0	0	0	28.0	25	22	15	0	1	29	0	37	6	0
Minor League Totals		1	4	4.82	11	7	0	0	0	28.0	25	22	15	0	1	29	0	37	6	0

SEONG-MIN KIM

C

Born: Sung Nam, South Korea, May 12, 1993; **Home:** Kwangju-Si Kyunggi-Do, South Korea
Bats: Right; **Throws:** Right; **Height:** 6-2; **Weight:** 250
Obtained: Signed as a non-drafted free agent, March 10, 2011

Signed by Adam Hislop and Lewis Kim.

Year	Club	AVG.	G	AB	R	H	2B	3B	HR	RBI	SH	SF	HP	BB	SO	SB	CS	SLG	OBP	E
2012	AZL A's (R)	.273	12	22	5	6	2	0	0	1	0	0	1	2	6	0	0	.364	.360	1
2013	AZL A's (R)	.148	10	27	6	4	0	0	0	1	0	0	0	3	7	0	0	.148	.233	2
2014	AZL A's (R)	.441	12	34	10	15	2	1	3	6	0	0	0	7	13	1	0	.824	.537	1
	Vermont (A)	.192	30	99	7	19	5	1	2	19	0	0	2	6	33	0	0	.323	.252	1
Minor League Totals		.242	64	182	28	44	9	2	5	27	0	0	3	18	59	1	0	.396	.320	5

WADE KIRKLAND

IF

Born: Lakeland, Florida, April 4, 1989; **Home:** Lakeland, Florida
Bats: Right; **Throws:** Right; **Height:** 5-11; **Weight:** 200
Obtained: Selected in the 11th round of the 2010 First-Year Player Draft

Graduated from McKeel Academy...attended Florida Southern University...named first-team All-Sunshine State Conference as a sophomore...signed by Trevor Schaffer...was third among A's farmhands in doubles in 2012 and tied for eighth in extra base hits.

Year	Club	AVG.	G	AB	R	H	2B	3B	HR	RBI	SH	SF	HP	BB	SO	SB	CS	SLG	OBP	E
2010	Vancouver (A)	.271	68	280	34	76	18	2	0	27	3	3	2	9	59	4	2	.350	.296	24
2011	Burlington (A)	.217	83	258	38	56	16	1	3	26	2	3	8	20	73	5	3	.322	.291	23
2012	Burlington (A)	.237	102	379	49	90	31	3	8	56	3	3	11	28	99	5	4	.398	.306	23
2013	Stockton (A)	.220	67	223	25	49	18	0	6	27	0	1	5	10	65	1	2	.381	.268	11
2014	Stockton (A)	.241	64	228	26	55	17	1	4	27	0	0	5	10	74	6	0	.377	.288	3
	Sacramento (AAA)	.111	3	9	1	1	1	0	0	0	0	0	0	0	4	1	0	.333	.222	0
Minor League Totals		.237	387	1377	173	327	101	7	21	163	8	10	31	77	374	22	11	.367	.291	84

CHRISTOPHER RYAN KOHLER

LHP

Born: Fontana, California, May 4, 1995; **Home:** Peoria, Arizona

Bats: Left; **Throws:** Left; **Height:** 6-3; **Weight:** 200

Obtained: Selected in the supplemental 3rd round of the 2013 First-Year Player Draft

Graduated from Los Osos HS (CA)...signed by Eric Martins...after his senior season at Los Osos, was named to Rawlings' third team All-American and first team All-Region teams...went 11-1 with a 2.24 ERA and five complete games his senior season...missed the 2014 season with an elbow injury.

Year	Club	W	L	ERA	G	GS	CG	SHO	SV	IP	H	R	ER	HR	HB	BB	IBB	SO	WP	BK
2013	AZL A's (R)	1	2	2.78	13	4	0	0	1	22.2	19	10	7	0	1	9	0	32	3	1
2014																				
											DNP – Injury									
Minor League Totals		1	2	2.78	13	4	0	0	1	22.2	19	10	7	0	1	9	0	32	3	1

AUSTIN JAMES KUBALA

IF

Goes by "A.J."

Born: Jacksonville, Florida, June 7, 1994; **Home:** Jacksonville, Florida

Bats: Right; **Throws:** Right; **Height:** 6-0; **Weight:** 195

Obtained: Selected in the 34th round of the 2013 First-Year Player Draft

Graduated from Arlington Country Day School (FL)...signed by Jemel Spearman.

Year	Club	AVG.	G	AB	R	H	2B	3B	HR	RBI	SH	SF	HP	BB	SO	SB	CS	SLG	OBP	E
2013	AZL A's (R)	.147	26	68	12	10	2	0	4	11	1	0	3	8	41	0	0	.353	.266	8
2014	AZL A's (R)	.053	13	38	2	2	1	1	0	3	0	0	1	2	21	0	1	.132	.122	5
Minor League Totals		.113	39	106	14	12	3	1	4	14	1	0	4	10	62	0	1	.274	.217	13

ROBERT MAXWELL KUHN

IF

Goes by "Max"

Born: Havelock, North Carolina, September 10, 1992; **Home:** Zionsville, Indiana

Bats: Right; **Throws:** Right; **Height:** 6-0; **Weight:** 195

Obtained: Selected in the 13th round of the 2014 First-Year Player Draft

Graduated from Zionsville HS (IN)...originally drafted in the 24th round of the 2011 draft by Oakland but did not sign...signed by Rich Sparks.

Year	Club	AVG.	G	AB	R	H	2B	3B	HR	RBI	SH	SF	HP	BB	SO	SB	CS	SLG	OBP	E
2014	AZL A's (R)	.250	7	20	2	5	2	0	1	6	0	0	1	1	6	0	0	.500	.318	2
	Vermont (A)	.277	52	184	26	51	10	2	4	23	1	0	3	17	46	3	2	.418	.348	3
Minor League Totals		.275	59	204	28	56	12	2	5	29	1	0	4	18	52	3	2	.426	.345	5

CODY JOSEPH KURZ

RHP

Born: Ventura, California, September 13, 1992; **Home:** Oxnard, California

Bats: Right; **Throws:** Right; **Height:** 6-4; **Weight:** 235

Obtained: Selected in the 7th round of the 2012 First-Year Player Draft

Attended Oxnard JC (CA)...signed by JT Stotts.

Year	Club	W	L	ERA	G	GS	CG	SHO	SV	IP	H	R	ER	HR	HB	BB	IBB	SO	WP	BK
2012	AZL A's (R)	0	0	4.64	17	0	0	0	0	21.1	18	13	11	1	1	29	0	9	9	0
2013																				
											DNP – Injury									
2014	AZL A's (R)	0	0	13.50	7	0	0	0	0	6.2	7	11	10	0	3	16	0	11	6	0
Minor League Totals		0	0	6.75	24	0	0	0	0	28.0	25	24	21	1	4	45	0	20	15	0

Organizational Players, continued

CHRISTOPHER MARK LAMB

LHP

Goes by "Chris"

Born: Berkeley, California, June 29, 1990; **Home:** Berkeley, California

Bats: Switch; **Throws:** Left; **Height:** 6-1; **Weight:** 205

Obtained: Selected in the 11th round of the 2011 First-Year Player Draft

Graduated from Berkeley HS (CA)...attended Davidson College...signed by Neil Avent...was a two-time California League Player of the Week in 2014, for the weeks ending on July 20 and Aug. 3...struck out an A's organizational season-high 17 batters on Aug. 24 at Rancho Cucamonga.

Year	Club	W	L	ERA	G	GS	CG	SHO	SV	IP	H	R	ER	HR	HB	BB	IBB	SO	WP	BK
2011	AZL A's (R)	0	0	0.00	3	0	0	0	0	5.0	2	1	0	0	1	1	0	4	3	0
2012	Burlington (A)	3	3	5.03	11	11	0	0	0	59.0	68	38	33	3	2	22	0	40	0	0
	Vermont (A)	2	0	1.50	4	4	0	0	0	18.0	16	4	3	1	0	3	0	12	1	0
2013	Beloit (A)	2	5	4.53	32	0	0	0	2	49.2	56	30	25	4	3	22	0	39	7	0
2014	Beloit (A)	0	1	2.77	10	3	0	0	2	26.0	18	10	8	1	0	7	0	34	1	0
	Stockton (A)	4	5	3.21	20	19	0	0	0	103.2	92	40	37	5	2	36	1	100	11	0
	Sacramento (AAA)	0	1	54.00	1	0	0	0	0	0.1	2	2	2	0	0	2	0	0	0	0
Minor League Totals		11	15	3.72	81	37	0	0	4	261.2	254	125	108	14	8	93	1	229	23	0

RYAN D. LIPKIN

C

Born: Vallejo, California, October 8, 1987; **Home:** Vacaville, California

Bats: Right; **Throws:** Right; **Height:** 6-0; **Weight:** 195

Obtained: Selected in the 24th round of the 2010 First-Year Player Draft

Graduated from Vanden HS...attended Solano CC and the University of San Francisco...was a member of the gold medal-winning USA Collegiate National Team that went 24-0 in international play in the summer of 2008...signed by Jermaine Clark.

Year	Club	AVG.	G	AB	R	H	2B	3B	HR	RBI	SH	SF	HP	BB	SO	SB	CS	SLG	OBP	E
2010	Vancouver (A)	.272	52	184	21	50	12	0	1	33	3	1	3	13	32	1	1	.353	.328	5
2011	Stockton (A)	.248	83	314	44	78	20	1	6	47	3	1	4	14	51	3	2	.376	.288	7
2012	Sacramento (AAA)	.000	4	11	0	0	0	0	0	1	0	1	1	1	1	0	0	.000	.143	0
	Midland (AA)	.204	53	191	15	39	9	0	4	17	1	1	2	4	42	1	0	.314	.227	4
2013	Midland (AA)	.119	18	59	4	7	2	0	1	6	0	0	1	5	10	0	0	.203	.200	2
2014	Stockton (A)	.344	10	32	2	11	2	0	0	4	0	1	3	2	6	0	1	.406	.405	1
	Midland (A)	.000	1	3	0	0	0	0	0	0	0	0	0	1	0	0	0	.000	.000	0
	Sacramento (A)	.269	7	26	1	7	0	0	0	1	0	0	0	2	0	0	0	.269	.269	0
Minor League Totals		.234	228	820	87	192	45	1	12	108	8	5	13	39	145	5	4	.335	.278	19

TRACE BRADLEY LOEHR

IF

Born: Portland, Oregon, May 23, 1995; **Home:** Milwaukie, Oregon

Bats: Left; **Throws:** Right; **Height:** 5-10; **Weight:** 175

Obtained: Selected in the sixth round of the 2014 First-Year Player Draft

Graduated from Rex Putnam HS (OR)...was the first high school player from Oregon selected in the 2014 draft...won two consecutive Player of the Year honors in Oregon's Class 5A in 2013 and 2014...had committed to play collegiately at Oregon State before signing with the A's...signed by Jim Coffman.

Year	Club	AVG.	G	AB	R	H	2B	3B	HR	RBI	SH	SF	HP	BB	SO	SB	CS	SLG	OBP	E
2014	AZL A's (R)	.244	41	160	22	39	3	2	0	14	1	0	1	15	31	6	2	.288	.313	10
Minor League Totals		.244	41	160	22	39	3	2	0	14	1	0	1	15	31	6	2	.288	.313	10

NATHAN JAMES LONG

RHP

Born: Fort Worth, Texas, February 9, 1986; **Home:** Bedford, Texas

Bats: Right; **Throws:** Right; **Height:** 6-2; **Weight:** 215

Obtained: Selected in the 26th round of the 2009 First-Year Player Draft

Graduated from All Saints Episcopal HS...attended the University of Texas at Arlington...led the Southland Conference and broke the school's single-season record with 104 strikeouts in 2009...signed by Armann Brown...in 2010, led the Northwest League in innings pitched, tied for first in wins and ranked eighth in ERA...ranked 10th among A's minor leaguers in wins in 2010...in 2011, ranked third among A's farmhands in ERA...in 2014, finished tops among A's farmhands with 13 wins...also ended the year fourth in ERA, innings pitched, and strikeouts...was named to the Texas League Midseason All-Star Team.

Year	Club	W	L	ERA	G	GS	CG	SHO	SV	IP	H	R	ER	HR	HB	BB	IBB	SO	WP	BK
2009	Vancouver (A)	1	2	6.69	22	0	0	0	0	36.1	45	31	27	5	2	14	2	25	6	2
2010	Vancouver (A)	8	2	3.10	15	15	0	0	0	87.0	95	34	30	4	2	19	2	47	3	1
2011	Burlington (A)	8	8	3.42	26	15	0	0	3	108.0	97	49	41	6	5	42	0	92	5	0
2012	Sacramento (AAA)	0	0	45.00	1	0	0	0	0	1.0	4	5	5	0	0	2	1	1	0	0
	Stockton (A)	4	4	5.14	35	8	0	0	0	89.1	121	68	51	14	5	27	0	75	4	0
2013	Midland (AA)	2	2	3.86	32	1	0	0	0	63.0	67	36	27	2	4	20	0	57	9	0
2014	Midland (AA)	13	8	3.18	28	25	0	0	0	150.0	147	60	53	17	6	49	1	126	11	0
Minor League Totals		36	26	3.94	159	64	0	0	4	534.2	576	283	234	48	24	173	6	423	38	3

JESUS FERNANDO LOPEZ (MARADIAGA)

IF

Born: Chinandega, Nicaragua, October 5, 1996; **Home:** Chinandega, Nicaragua

Bats: Switch; **Throws:** Right; **Height:** 5-11; **Weight:** 170

Obtained: Signed as a non-drafted free agent on July 2, 2013

Signed by Juan Mosquera.

Year	Club	AVG.	G	AB	R	H	2B	3B	HR	RBI	SH	SF	HP	BB	SO	SB	CS	SLG	OBP	E
2014	AZL A's (R)	.221	42	136	18	30	5	1	0	13	2	0	0	19	29	4	1	.272	.316	7
Minor League Totals		.221	42	136	18	30	5	1	0	13	2	0	0	19	29	4	1	.272	.316	7

JOSHUA ADAM LUDY

C

Goes by "Josh"

Born: Fort Wayne, Indiana, April 18, 1990; **Home:** The Woodlands, Texas

Bats: Right; **Throws:** Right; **Height:** 5-9; **Weight:** 200

Obtained: Signed as a free agent to a minor league contract, July 23, 2014

Graduated from Jay County HS (IN)...played collegiately at Baylor University...originally selected in the eighth round of the 2012 First-Year Player Draft by Philadelphia...played independent ball for the River City Rascals for the first half of the 2014 campaign.

Year	Club	AVG.	G	AB	R	H	2B	3B	HR	RBI	SH	SF	HP	BB	SO	SB	CS	SLG	OBP	E
2012	Lakewood (A)	.271	32	107	9	29	11	1	1	12	0	2	3	14	19	0	0	.421	.365	3
2013	Clearwater (A)	.250	4	12	1	3	0	0	1	2	0	0	0	2	2	0	0	.500	.357	1
	Lakewood (A)	.245	33	102	6	25	8	1	0	6	0	0	1	7	38	0	0	.343	.300	1
2014	Beloit (A)	.218	17	55	7	12	1	0	3	5	1	0	1	11	17	0	0	.400	.358	1
Minor League Totals		.250	86	276	23	69	20	2	5	25	1	2	5	34	76	0	0	.391	.341	6

MITCHELL TYLER MARINCOV

OF

Goes by "Tyler"

Born: Orlando, Florida, October 20, 1991; **Home:** Orlando, Florida

Bats: Right; **Throws:** Right; **Height:** 6-2; **Weight:** 205

Obtained: Selected in the eighth round of the 2013 First-Year Player Draft

Graduated from Timber Creek HS (NC)...attended the University of North Florida...signed by Jemel Spearman...originally drafted in the 48th round of the 2010 draft by Detroit but did not sign...as a redshirt junior in 2013, was named to the All-Atlantic Sun Conference first team and the ABCA Division I All-South Region second team...in 2014, finished third among A's farmhands in stolen bases (18) and doubles (34), and tied for fourth in home runs (18)...also ended the year in the top 10 among A's minor leaguers in RBI (77), hits (123), runs (70) and walks (53)...was named Midwest League Player of the Week for the week ending Aug. 3.

Year	Club	AVG.	G	AB	R	H	2B	3B	HR	RBI	SH	SF	HP	BB	SO	SB	CS	SLG	OBP	E
2013	Vermont (A)	.215	62	214	20	46	8	2	3	20	1	3	3	25	56	5	4	.313	.302	3
2014	Beloit (A)	.261	111	399	59	104	29	5	16	64	0	8	7	47	108	17	8	.479	.343	5
	Stockton (A)	.317	16	60	11	19	5	1	2	13	0	2	1	6	22	1	0	.533	.377	1
Minor League Totals		.251	189	673	90	169	42	8	21	97	78	13	11	78	186	23	12	.431	.333	9

ROBERT ANTHONY MARTINEZ (RUIZ)

OF

Born: Humacao, Puerto Rico, February 8, 1994; **Home:** Yabucoa, Puerto Rico

Bats: Right; **Throws:** Right; **Height:** 6-1; **Weight:** 200

Obtained: Drafted in the 19th round of the 2012 First-Year Player Draft

Graduated from Quinones Medina HS in Yabucoa, Puerto Rico...signed by Ruben Escalera.

Organizational Players, continued

Year	Club	AVG.	G	AB	R	H	2B	3B	HR	RBI	SH	SF	HP	BB	SO	SB	CS	SLG	OBP	E
2012	DSL A's (R)	.273	15	33	4	9	2	0	0	5	1	0	2	8	16	1	2	.333	.442	0
2013	DSL A's (R)	.235	36	119	12	28	8	2	1	16	1	0	2	15	32	3	3	.361	.331	2
2014	AZL A's (R)	.219	48	151	24	33	12	1	5	29	1	1	2	26	60	2	2	.411	.339	1
Minor League Totals		.231	99	303	40	70	22	3	6	50	3	1	6	49	108	6	7	.383	.348	3

SCOTT ANTHONY MASIK

OF

Born: Santa Cruz, California, January 10, 1991; **Home:** Santa Cruz, California

Bats: Right; **Throws:** Right; **Height:** 6-2; **Weight:** 180

Obtained: Selected in the 21st round of the 2013 First-Year Player Draft

Graduated from Archbishop Mitty HS (CA)...attended Cal State-Los Angeles after transferring from Cabrillo College...signed by Rick Magnante...was named to the All-CCAA first team and All-West Region honorable mention team after his senior season.

Year	Club	AVG.	G	AB	R	H	2B	3B	HR	RBI	SH	SF	HP	BB	SO	SB	CS	SLG	OBP	E
2013	AZL A's (R)	.250	22	64	12	16	2	1	0	4	1	0	2	16	16	2	0	.313	.415	0
2014	Vermont (A)	.218	49	170	20	37	5	1	1	11	0	0	13	13	37	4	2	.276	.321	3
Minor League Totals		.226	71	234	32	53	7	2	1	15	1	0	15	29	53	6	2	.286	.349	3

JONATHAN PETER MASSAD

RHP

Goes by "Jonnie"

Born: Worcester, Massachusetts, April 19, 1991; **Home:** Shrewsbury, Massachusetts

Bats: Right; **Throws:** Right; **Height:** 6-1; **Weight:** 210

Obtained: Selected in the 25th round of the 2013 First-Year Player Draft

Graduated from St. John's HS (MA)...attended Southern New Hampshire University...signed by Ron Vaughn.

Year	Club	W	L	ERA	G	GS	CG	SHO	SV	IP	H	R	ER	HR	HB	BB	IBB	SO	WP	BK
2013	AZL A's (R)	1	4	3.90	17	2	0	0	0	30.0	34	15	13	3	4	5	0	24	2	0
2014	Vermont (A)	0	2	4.39	21	0	0	0	0	26.2	26	13	13	2	1	8	0	22	2	0
Minor League Totals		1	6	4.13	38	2	0	0	0	56.2	60	28	26	5	5	13	0	46	4	0

RYAN TAYLOR MATHEWS

OF

Born: Orlando, Florida, August 1, 1989; **Home:** Orlando, Florida

Bats: Right; **Throws:** Right; **Height:** 6-3; **Weight:** 190

Obtained: Selected in the 27th round of the 2012 First-Year Player Draft

Graduated from North Carolina State...attended Santa Fe CC (FL)...signed by Neil Avent...finished 2013 tied for fourth among A's farmhands in doubles, tied for sixth in extra-base hits, and tied for ninth in slugging percentage...finished ninth among A's farmhands in slugging percentage in 2014.

Year	Club	AVG.	G	AB	R	H	2B	3B	HR	RBI	SH	SF	HP	BB	SO	SB	CS	SLG	OBP	E
2012	AZL A's (R)	.250	21	60	7	15	7	2	1	12	0	1	0	5	10	3	0	.483	.303	0
2013	Beloit (A)	.260	122	419	64	109	32	2	14	55	3	1	4	45	98	7	4	.446	.783	2
2014	Beloit (A)	.269	90	324	36	87	18	3	12	42	0	2	1	23	85	5	3	.454	.317	4
Minor League Totals		.263	233	803	107	211	57	7	27	109	3	4	5	73	193	15	7	.452	.327	6

KENT RICHARD MATTHES

OF

Born: Florence, South Carolina, January 8, 1987; **Home:** Orlando, Florida

Bats: Right; **Throws:** Right; **Height:** 6-3; **Weight:** 220

Obtained: Claimed off waivers from Colorado on March 20, 2014

Originally drafted in the fourth round of the 2009 draft by Colorado...played collegiately at Alabama, starting all four years...was the California League Most Valuable Player in 2011...named the best power hitter in the Colorado organization prior to 2010 and 2011 by *Baseball America*...in 2014, was named the Texas League Player of the Week for the week ending Aug. 3...father played football at the University of Miami.

Year	Club	AVG.	G	AB	R	H	2B	3B	HR	RBI	SH	SF	HP	BB	SO	SB	CS	SLG	OBP	E
2009	Tri-City (A)	.289	63	239	39	69	23	1	5	35	4	3	9	21	77	6	4	.456	.364	2
2010	Asheville (A)	.185	21	81	9	15	7	1	1	11	0	2	4	5	32	0	0	.333	.261	1
2011	Modesto (A)	.334	93	371	70	124	39	3	23	95	1	1	5	22	80	7	4	.642	.378	8
2012	Tulsa (AA)	.214	94	336	44	72	18	2	17	40	2	2	6	22	80	6	2	.432	.273	5
2013	Tulsa (AA)	.270	68	256	31	69	24	2	9	32	1	0	5	20	66	11	3	.484	.335	2
	Col. Springs (AAA)	.297	47	175	25	52	6	1	11	31	2	1	0	10	40	6	1	.531	.333	0
2014	Sacramento (AAA)	.208	26	101	14	21	5	0	1	12	0	0	1	9	31	2	1	.287	.279	0
	Midland (AA)	.241	78	295	43	71	21	1	15	60	0	1	3	20	84	5	0	.471	.295	2
Minor League Totals		.266	490	1854	275	493	143	11	82	316	10	10	33	129	490	43	15	.488	.323	20

BRENDAN SCOTT MCCURRY

RHP

Born: Ada, Oklahoma, January 7, 1992; **Home:** Tupelo, Oklahoma

Bats: Right; **Throws:** Right; **Height:** 5-10; **Weight:** 170

Obtained: Selected in the 22nd round of the 2014 First-Year Player Draft

Graduated from Roff HS (OK)...attended Oklahoma State University after beginning his college career at Howard JC...signed by Yancy Ayres.

Year	Club	W	L	ERA	G	GS	CG	SHO	SV	IP	H	R	ER	HR	HB	BB	IBB	SO	WP	BK
2014	AZL A's (R)	0	0	0.00	1	0	0	0	0	1.1	2	0	0	0	0	0	0	2	0	0
	Beloit (A)	2	0	0.34	15	0	0	0	2	26.1	12	1	1	1	2	3	0	34	1	1
	Stockton (A)	0	0	0.00	1	0	0	0	0	1.0	0	0	0	0	0	0	0	1	0	0
Minor League Totals		2	0	0.31	17	0	0	0	2	28.2	14	1	1	1	2	3	0	37	1	1

WILLIAM DECK MCGUIRE

RHP

Goes by "Deck"

Born: Richmond, Virginia, June 23, 1989; **Home:** Atlanta, Georgia

Bats: Right; **Throws:** Right; **Height:** 6-6; **Weight:** 220

Obtained: Acquired from Toronto for cash considerations, July 25, 2014

Graduated from Deer Run HS (VA)...played collegiately at Georgia Tech...in 2013, finished second in the Eastern League with a career-high 157.1 innings pitched while leading the team with 143 strikeouts...originally drafted by Toronto in the first round (11th overall) of the 2010 draft.

Year	Club	W	L	ERA	G	GS	CG	SHO	SV	IP	H	R	ER	HR	HB	BB	IBB	SO	WP	BK
2011	Dunedin (A)	7	4	2.75	19	18	0	0	0	104.2	89	38	32	9	6	38	0	102	1	0
	New Hampshire (AA)	2	1	4.35	4	3	1	0	0	20.2	20	10	4	1	7	0	22	3	0	0
2012	New Hampshire (AA)	5	15	5.88	28	28	0	0	0	144.0	162	103	94	22	6	62	0	97	7	0
2013	New Hampshire (AA)	9	10	4.86	27	26	1	0	0	157.1	148	90	85	12	4	59	1	143	7	0
2014	New Hampshire (AA)	3	4	2.98	10	10	0	0	0	60.1	58	28	20	3	3	17	0	47	3	0
	Buffalo (AAA)	3	5	5.56	10	10	0	0	0	55.0	57	37	34	12	1	23	0	38	1	0
	Sacramento (AAA)	2	4	8.05	7	6	0	0	0	34.2	49	32	31	5	0	16	1	16	1	0
Minor League Totals		31	43	4.78	105	101	2	0	0	576.2	583	338	306	67	21	222	2	465	23	0

BLAKE ANDREW MCMULLEN

RHP

Born: Enid, Oklahoma, February 15, 1991; **Home:** Enid, Oklahoma

Bats: Right; **Throws:** Right; **Height:** 6-1; **Weight:** 200

Obtained: Selected in the 29th round of the 2013 First-Year Player Draft

Graduated from Enid HS (OK)...attended the University of Science and Arts of Oklahoma after beginning his collegiate career at Pratt Community College...signed by Yancy Ayres.

Year	Club	W	L	ERA	G	GS	CG	SHO	SV	IP	H	R	ER	HR	HB	BB	IBB	SO	WP	BK
2013	AZL A's (R)	0	2	5.11	15	1	0	0	0	24.2	31	22	14	1	1	14	2	20	8	0
2014	Vermont (A)	1	2	4.86	20	0	0	0	1	33.1	35	20	18	1	2	10	0	25	2	0
	Beloit (A)	1	2	8.04	10	0	0	0	0	15.2	21	15	14	3	0	8	2	11	1	0
Minor League Totals		2	6	5.62	45	1	0	0	1	73.2	87	57	46	5	3	32	4	56	11	0

JUNIOR RAFAEL MENDEZ

RHP

Born: Santo Domingo, Dominican Republic, September 20, 1992; **Home:** Patchogue, New York

Bats: Right; **Throws:** Right; **Height:** 6-1; **Weight:** 210

Obtained: Selected in the 16th round of the 2013 First-Year Player Draft

Organizational Players, continued

Graduated from Patchogue-Medford HS (NY)...attended Southern New Hampshire University...signed by Ron Vaughn...one of two players from Southern New Hampshire University drafted by the A's in the 2013 draft (Massad).

Year	Club	W	L	ERA	G	GS	CG	SHO	SV	IP	H	R	ER	HR	HB	BB	IBB	SO	WP	BK
2013	AZL A's (R)	0	1	4.50	10	1	0	0	0	20.0	19	10	10	2	1	6	0	21	1	0
	Vermont (R)	0	0	0.93	9	0	0	0	0	19.1	13	4	2	0	0	9	1	19	1	0
2014	Beloit (A)	2	8	4.77	25	18	0	0	0	105.2	107	60	56	16	13	27	0	61	2	1
Minor League Totals		2	9	4.22	44	19	0	0	0	145.0	139	74	68	18	14	42	1	101	4	1

MELVIN MERCEDES

IF

Born: New York, New York, January 13, 1992; **Home:** Bronx, New York

Bats: Switch; **Throws:** Right; **Height:** 5-6; **Weight:** 170

Obtained: Selected in the 16th round of the 2012 First-Year Player Draft

Attended the College of Central Florida...signed by Trevor Schaffer.

Year	Club	AVG.	G	AB	R	H	2B	3B	HR	RBI	SH	SF	HP	BB	SO	SB	CS	SLG	OBP	E
2012	AZL A's (R)	.381	31	105	24	40	10	1	0	12	2	0	1	10	15	1	0	.495	.440	8
2013	Vermont (A)	.228	49	145	15	33	3	0	0	9	3	1	2	21	30	5	6	.248	.331	11
2014	Beloit (A)	.222	98	361	54	80	14	7	2	33	1	7	4	41	70	12	4	.316	.303	21
Minor League Totals		.250	178	611	93	153	27	8	2	54	6	8	7	72	115	18	10	.331	.332	40

MIGUEL ANGEL MERCEDES (VALERA)

IF

Born: Boca Chica, Dominican Republic, September 12, 1995; **Home:** Boca Chica, Dominican Republic

Bats: Right; **Throws:** Right; **Height:** 6-4; **Weight:** 205

Obtained: Signed as a non-drafted free agent on February 25, 2013

Signed by Amaury Reyes.

Year	Club	AVG.	G	AB	R	H	2B	3B	HR	RBI	SH	SF	HP	BB	SO	SB	CS	SLG	OBP	E
2013	DSL A's (R)	.169	68	213	29	36	9	2	0	10	0	1	6	29	72	5	5	.230	.285	21
2014	AZL A's (R)	.221	37	113	9	25	4	0	1	12	1	1	3	11	43	0	0	.283	.305	10
Minor League Totals		.187	105	326	38	61	13	2	1	22	1	2	9	40	115	5	5	.248	.292	31

JOSEPH HAMILTON MICHAUD

RHP

Born: Fredericksburg, Virginia, April 4, 1991; **Home:** Milford, Connecticut

Bats: Right; **Throws:** Right; **Height:** 6-5; **Weight:** 200

Obtained: Selected in the 33rd round of the 2013 First-Year Player Draft

Graduated from Foran HS (CT)...attended Bryant University...signed by Ron Vaughn.

Year	Club	W	L	ERA	G	GS	CG	SHO	SV	IP	H	R	ER	HR	HB	BB	IBB	SO	WP	BK
2013	AZL A's (R)	1	0	3.77	10	2	0	0	0	14.1	17	8	6	1	0	9	0	24	2	0
	Vermont (A)	0	1	3.86	2	0	0	0	0	4.2	4	4	2	0	1	1	0	6	0	0
2014	Vermont (A)	1	2	3.41	5	5	0	0	0	29.0	33	12	11	1	2	2	0	23	2	0
	Beloit (A)	3	2	6.32	13	2	0	0	0	37.0	51	31	26	5	1	7	0	21	3	1
Minor League Totals		5	5	4.77	30	9	0	0	0	85.0	105	55	45	7	4	19	0	74	7	1

COREY ANDREW MILLER

RHP

Born: Mission Viejo, California, November 13, 1991; **Home:** Laguna Niguel, California

Bats: Right; **Throws:** Right; **Height:** 6-3; **Weight:** 210

Obtained: Selected in the 10th round of the 2014 First-Year Player Draft

Graduated from JSerra Catholic HS (CA)...attended Pepperdine University where he was First Team All-West Coast Conference as a senior...led the WCC with a 1.90 ERA as a senior...signed by J.T. Stotts.

Year	Club	W	L	ERA	G	GS	CG	SHO	SV	IP	H	R	ER	HR	HB	BB	IBB	SO	WP	BK
2014	AZL A's (R)	1	0	5.40	1	0	0	0	0	3.1	2	2	2	0	0	1	0	3	0	0
	Vermont (A)	1	3	4.65	12	9	0	0	0	40.2	43	21	21	2	3	16	0	29	5	0
Minor League Totals		2	3	4.71	13	9	0	0	0	44.0	45	23	23	2	3	17	0	32	5	0

JOSHUA RONNIE MILLER**C****Born:** West Palm Beach, Florida, May 11, 1991; **Home:** Columbia, South Carolina**Bats:** Right; **Throws:** Right; **Height:** 5-9; **Weight:** 195**Obtained:** Selected in the 23rd round of the 2013 First-Year Player Draft

Graduated from Chapin HS (SC)...attended the University of South Carolina-Aiken...signed by Neil Avent...missed the 2014 season after undergoing shoulder surgery.

Year	Club	AVG.	G	AB	R	H	2B	3B	HR	RBI	SH	SF	HP	BB	SO	SB	CS	SLG	OBP	E	
2013	Vermont (A)	.176	40	131	17	23	5	0	0	6	1	0	2	9	23	4	2	.214	.239	4	
2014							DNP – Injury														
Minor League Totals		.176	40	131	17	23	5	0	0	6	1	0	2	9	23	4	2	.214	.239	4	

YAIRO MUNOZ**INF****Born:** Nagua Dominican Republic, January 23, 1995; **Home:** Nagua, Dominican Republic**Bats:** Right; **Throws:** Right; **Height:** 6-0; **Weight:** 180**Obtained:** Signed as a non-drafted free agent, January 27, 2012

Signed by Angel Eusebio and Raymond Abreu...was named to the 2014 New York-Penn League Midseason All-Star Team.

Year	Club	AVG.	G	AB	R	H	2B	3B	HR	RBI	SH	SF	HP	BB	SO	SB	CS	SLG	OBP	E
2012	DSL A's (R)	.229	32	105	13	24	7	3	0	22	1	2	1	10	23	4	3	.352	.297	12
2013	AZL A's (R)	.194	25	67	8	13	3	0	1	5	0	1	2	7	11	1	0	.284	.286	4
2014	Vermont (A)	.298	66	252	29	75	17	3	5	20	2	2	2	7	42	14	6	.448	.319	20
Minor League Totals		.264	123	424	50	112	27	6	6	47	3	5	5	24	76	19	9	.399	.308	36

SEAN MURPHY**RHP****Born:** Philadelphia, Pennsylvania, August 23, 1988; **Home:** Philadelphia, Pennsylvania**Bats:** Switch; **Throws:** Right; **Height:** 6-6; **Weight:** 225**Obtained:** Selected in the 33rd round of the 2010 First-Year Player DraftGraduated from North Catholic HS (PA)...attended Keystone College...signed by Marc Sauer...ranked second among A's minor leaguers in innings pitched in 2012, tied for second in wins, was third in strikeouts and ninth in ERA...was named Midwest League Pitcher of the Week for the period ending April 30 and California League Pitcher of the Week for the period ending June 11...in 2013, finished second among A's farmhands in strikeouts (140), tied for fifth in wins (10) and innings pitched (155.1), and eighth in ERA (3.94)...in 2014, finished 10th among qualifying A's farmhands with a 4.89 ERA.

Year	Club	W	L	ERA	G	GS	CG	SHO	SV	IP	H	R	ER	HR	HB	BB	IBB	SO	WP	BK
2010	AZL A's (R)	3	0	2.57	14	0	0	0	2	21.0	15	9	6	0	1	8	1	32	1	0
2011	Stockton (A)	1	0	1.50	1	1	0	0	0	6.0	6	1	1	0	0	1	0	5	0	0
	Burlington (A)	1	3	6.33	15	6	0	0	0	42.2	57	31	30	5	3	10	0	34	3	0
2012	Stockton (A)	8	8	4.80	19	19	0	0	0	108.2	98	67	58	21	4	35	0	107	8	1
	Burlington (A)	3	4	1.97	8	8	0	0	0	50.1	35	14	11	4	1	17	0	52	2	0
2013	Stockton (A)	2	1	2.89	3	3	0	0	0	18.2	19	8	6	4	2	4	0	19	0	0
	Midland (AA)	8	8	4.08	25	24	0	0	0	136.2	137	65	62	9	7	50	0	121	8	0
2014	Stockton (A)	0	1	2.70	3	3	0	0	0	13.1	12	4	4	0	0	6	0	19	3	0
	Midland (AA)	4	3	3.95	10	10	0	0	0	57.0	66	27	25	3	1	18	0	53	6	0
	Sacramento (AAA)	2	4	7.18	7	7	0	0	0	36.1	41	31	29	6	2	18	0	20	1	1
Minor League Totals		32	32	4.26	105	81	0	0	2	490.2	486	257	232	52	21	167	1	462	32	2

CARLOS MANUEL NAVAS**RHP****Born:** Puerto Cabello, Venezuela, August 13, 1992; **Home:** Patanemo, Venezuela**Bats:** Right; **Throws:** Right; **Height:** 6-0; **Weight:** 195**Obtained:** Signed as a non-drafted free agent, May 6, 2010

Signed by Julio Franco and Juan Carlos Villanueva...set career highs in 2014 in wins (6), innings pitched (71.0) and strikeouts (61).

Year	Club	W	L	ERA	G	GS	CG	SHO	SV	IP	H	R	ER	HR	HB	BB	IBB	SO	WP	BK
2010	DSL A's (R)	2	2	1.66	13	5	0	0	0	43.1	30	9	8	0	6	15	0	30	2	1
2011	DSL A's (R)	0	0	13.50	1	1	0	0	0	0.2	0	1	1	0	1	0	0	0	0	0
2012	DSL A's (R)	4	5	1.38	14	12	0	0	0	65.1	51	21	10	0	6	11	0	54	2	2
2013	AZL A's (R)	1	2	4.83	12	7	0	0	0	50.1	55	31	27	4	5	12	0	23	4	2
2014	AZL A's (R)	6	5	3.30	13	11	0	0	0	71.0	75	39	26	6	2	20	0	61	4	2
Minor League Totals		13	14	2.81	53	36	0	0	0	230.2	211	101	72	10	20	58	0	168	12	7

Organizational Players, continued

ZACHARY S. NEAL

RHP

Born: Columbia, South Carolina, November 9, 1988; **Home:** Flower Mound, Texas

Bats: Right; **Throws:** Right; **Height:** 6-3; **Weight:** 215

Obtained: Signed as a free agent to a minor league contract, March 28, 2013

Graduated from Flower Mound HS (TX)...attended the University of Oklahoma...originally drafted by Florida in the 17th round of the June, 2010 First-Year Player Draft...was released by Miami on March 26, 2013 and signed with Oakland two days later...was one of nine A's farmhands to toss a complete game in 2013 (July 23 at Frisco)...in 2014, led all qualifying A's farmhands with a 3.09 ERA and 166.0 innings pitched...also tied for third among A's minor leaguers with 10 wins...was named California League Pitcher of the Week for the week ending May 25.

Year	Club	W	L	ERA	G	GS	CG	SHO	SV	IP	H	R	ER	HR	HB	BB	IBB	SO	WP	BK
2010	GCL Marlins (R)	1	0	0.84	3	2	0	0	0	10.2	8	2	1	0	1	1	0	16	0	0
	Jamestown (A)	1	1	1.74	4	4	0	0	0	20.2	19	10	4	1	1	2	0	21	0	0
2011	Greensboro (A)	7	6	4.16	22	22	0	0	0	119.0	124	61	55	12	15	41	1	84	3	0
2012	Jupiter (A)	4	1	1.21	9	8	0	0	0	44.2	41	7	6	2	0	10	1	33	0	0
	Jacksonville (AA)	4	6	3.80	21	10	0	0	0	68.2	77	36	29	4	3	12	0	45	1	0
2013	Midland (AA)	8	12	4.35	28	28	1	1	0	165.2	172	95	80	18	6	36	1	96	2	2
2014	Stockton (A)	0	0	0.57	2	2	0	0	0	15.2	8	2	1	0	1	0	0	19	0	0
	Midland (AA)	3	0	0.58	5	5	0	0	0	31.0	25	5	2	0	3	4	0	25	1	0
	Sacramento (AAA)	7	7	4.07	20	19	0	0	0	119.1	137	70	54	15	4	16	0	80	2	0
Minor League Totals		35	33	3.51	114	100	1	1	0	595.1	611	288	232	52	34	122	3	419	9	2

JOHN FRANCIS NOGOWSKI, JR.

IF

Born: Port Huron, Michigan, January 5, 1993; **Home:** Tallahassee, Florida

Bats: Right; **Throws:** Left; **Height:** 6-1; **Weight:** 210

Obtained: Drafted in the 34th round of the 2014 First-Year Player Draft

Graduated from North Florida Christian HS...played collegiately at Florida State University...signed by Jemel Spearman...was a First Team All-ACC selection in 2014.

Year	Club	AVG.	G	AB	R	H	2B	3B	HR	RBI	SH	SF	HP	BB	SO	SB	CS	SLG	OBP	E
2014	AZL A's (R)	.286	8	35	5	10	3	1	0	11	0	0	0	2	4	0	0	.429	.324	0
	Vermont (A)	.259	50	158	18	41	8	0	1	21	0	2	5	20	23	0	0	.357	.357	5
Minor League Totals		.264	58	193	23	51	11	1	1	32	0	2	5	22	27	0	0	.347	.351	5

CHAD OBERACKER

OF

Born: Erie, Pennsylvania, January 1, 1989; **Home:** Erie, Pennsylvania

Bats: Left; **Throws:** Left; **Height:** 5-11; **Weight:** 195

Obtained: Selected in the 25th round of the 2011 First-Year Player Draft

Graduated from McDowell HS (PA)...graduated from Tennessee Tech...signed by Matt Ranson...in 2012, led A's minor leaguers in steals, was second in extra base hits, tied for third in hits and triples, was fourth in total bases, sixth in runs scored and eighth in slugging...led A's farmhands with 12 triples in 2013.

Year	Club	AVG.	G	AB	R	H	2B	3B	HR	RBI	SH	SF	HP	BB	SO	SB	CS	SLG	OBP	E
2011	Vermont (A)	.293	47	157	24	46	5	2	0	12	2	1	0	20	32	13	2	.350	.371	1
2012	Stockton (A)	.260	107	454	64	118	25	7	13	48	2	3	3	43	96	25	3	.432	.326	6
	Burlington (A)	.317	16	63	14	20	5	1	2	7	2	0	1	8	9	5	1	.524	.403	0
2013	Midland (AA)	.237	120	448	55	106	26	12	6	54	5	6	6	41	101	17	1	.388	.305	5
2014	Stockton (A)	.235	6	17	2	4	2	0	0	0	0	0	0	3	5	1	1	.353	.350	0
	Midland (AA)	.220	86	291	31	64	11	5	2	20	5	2	0	23	52	8	5	.313	.275	1
Minor League Totals		.250	382	1430	190	358	74	27	23	141	16	12	10	138	295	69	13	.388	.318	13

PHILLIP ALBERTO ORTIZ

RHP

Born: Ponce, Puerto Rico, March 6, 1995; **Home:** Ponce, Puerto Rico

Bats: Right; **Throws:** Right; **Height:** 6-0; **Weight:** 190

Obtained: Signed as a non-drafted free agent, June 15, 2013

Signed by Ruben Escalera.

Year	Club	W	L	ERA	G	GS	CG	SHO	SV	IP	H	R	ER	HR	HB	BB	IBB	SO	WP	BK
2013	DSL A's (R)	0	2	1.69	9	0	0	0	1	10.2	7	4	2	0	1	9	0	7	2	0
2014	DSL A's (R)	0	0	7.50	5	0	0	0	0	6.0	7	5	5	0	0	5	0	9	2	0
	AZL A's (R)	0	0	7.30	9	0	0	0	0	12.1	11	10	10	0	4	10	0	16	0	2
Minor League Totals		0	2	5.28	23	0	0	0	1	29.0	25	19	17	0	5	24	0	32	4	2

RYAN RANDAL ORTIZ

C

Born: San Pedro, California, September 29, 1987; **Home:** Rancho Santa Fe, California

Bats: Right; **Throws:** Right; **Height:** 6-3; **Weight:** 215

Obtained: Selected in the sixth round of the 2009 First-Year Player Draft

Graduated from St. Augustine HS (CA)...attended Oregon State University...signed by Jim Coffman...was a two-time All-Pac 10 selection.

Year	Club	AVG.	G	AB	R	H	2B	3B	HR	RBI	SH	SF	HP	BB	SO	SB	CS	SLG	OBP	E
2009	Vancouver (A)	.258	48	151	25	39	12	1	4	24	0	0	6	26	29	3	0	.430	.338	5
2010	Stockton (A)	.277	58	188	35	52	12	1	8	35	1	1	1	36	47	1	0	.479	.394	8
2011	Midland (AA)	.237	47	152	19	36	4	0	2	14	1	1	8	21	40	2	0	.303	.357	9
	Stockton (A)	.340	28	97	17	33	5	0	4	21	0	2	1	21	22	2	0	.515	.455	5
2012	Midland (AA)	.167	44	144	19	24	5	1	2	13	1	1	3	21	40	0	0	.257	.284	10
	Stockton (A)	.248	38	129	23	32	5	1	5	25	0	3	1	27	31	1	1	.419	.375	3
2013	Sacramento (AAA)	.270	36	115	18	31	7	1	3	9	1	1	1	11	24	0	0	.426	.336	5
	Stockton (A)	.202	26	89	12	18	4	1	3	7	0	0	4	13	31	0	1	.371	.330	2
2014	Sacramento (AAA)	.215	81	247	31	53	9	2	2	22	2	0	5	52	67	0	0	.291	.362	3
Minor League Totals		.242	406	1312	199	318	63	8	33	170	6	9	30	228	331	9	2	.378	.365	50

DILLON RAY OVERTON

LHP

Born: Clinton, Oklahoma, August 17, 1991; **Home:** Weatherford, Oklahoma

Bats: Left; **Throws:** Left; **Height:** 6-2; **Weight:** 172

Obtained: Selected in the second round of the 2013 First-Year Player Draft

Graduated from Weatherford HS (OK)...attended the University of Oklahoma...signed by Yancy Ayres...named to the All-Big 12 Second Team as a junior in 2013 and honorable mention in 2011 and 2012...was a 2011 *Collegiate Baseball* Freshman All-American...underwent "Tommy John" surgery in July, 2013.

Year	Club	W	L	ERA	G	GS	CG	SHO	SV	IP	H	R	ER	HR	HB	BB	IBB	SO	WP	BK
2013																				
2014	AZL A's (R)	0	2	1.64	7	7	0	0	0	22.0	19	8	4	0	2	3	0	31	0	0
	Vermont (A)	0	1	2.40	5	5	0	0	0	15.0	11	4	4	0	1	1	0	22	0	0
Minor League Totals		0	3	1.95	12	12	0	0	0	37.0	30	12	8	0	3	4	0	53	0	0

TYLER LUCAS PAINTON

LHP

Born: Clovis, California, February 20, 1992; **Home:** Bakersfield, California

Bats: Left; **Throws:** Left; **Height:** 6-5; **Weight:** 200

Obtained: Signed as a non-drafted free agent, July 1, 2014

Graduated from Centennial HS (CA)...graduated from Oregon State University...originally drafted by Toronto in the 13th round of the 2010 draft but did not sign.

Year	Club	W	L	ERA	G	GS	CG	SHO	SV	IP	H	R	ER	HR	HB	BB	IBB	SO	WP	BK
2014	AZL A's (R)	0	0	15.75	4	0	0	0	0	4.0	3	7	7	0	4	9	0	1	2	0
Minor League Totals		0	0	15.75	4	0	0	0	0	4.0	3	7	7	0	4	9	0	1	2	0

CHIH-FANG PAN

IF

Born: Kaohsiung, Taiwan, November 12, 1990; **Home:** Kaohsiung, Taiwan

Bats: Switch; **Throws:** Right; **Height:** 5-11; **Weight:** 170

Obtained: Signed as a non-drafted free agent, April 2, 2010

Signed by Adam Hislop...was named a New York-Penn League Midseason All-Star in 2011.

Organizational Players, continued

Year	Club	AVG.	G	AB	R	H	2B	3B	HR	RBI	SH	SF	HP	BB	SO	SB	CS	SLG	OBP	E
2010	AZL A's (R)	.331	43	157	31	52	9	4	0	11	1	0	1	13	24	3	4	.439	.386	16
2011	Vermont (A)	.336	37	143	22	48	4	0	1	22	5	2	1	12	27	8	4	.385	.386	5
2012	Burlington (A)	.243	83	296	36	72	14	2	2	37	5	2	4	21	55	8	3	.324	.300	10
2013																				
2014	Beloit (A)	.254	81	284	17	72	13	3	1	24	4	3	3	22	62	4	4	.331	.311	10
Minor League Totals		.277	244	880	106	244	40	9	4	94	15	7	9	68	168	23	15	.357	.333	41

ANDY MIGUEL PAZ (GARRIGA)

C

Born: La Habana, Cuba, January 5, 1993; **Home:** L'Union, France

Bats: Right; **Throws:** Right; **Height:** 6-0; **Weight:** 170

Obtained: Signed as a non-drafted free agent, January 20, 2011

Signed by Tom Gillespie.

Year	Club	AVG.	G	AB	R	H	2B	3B	HR	RBI	SH	SF	HP	BB	SO	SB	CS	SLG	OBP	E
2011	DSL A's (R)	.315	24	73	8	23	3	0	0	7	0	0	4	14	10	3	3	.356	.451	7
2012	DSL A's (R)	.317	26	82	11	26	4	2	0	7	2	0	0	14	13	1	2	.415	.417	2
2013	AZL A's (R)	.228	33	92	7	21	4	0	2	11	0	0	0	10	18	0	1	.337	.304	0
2014	AZL A's (R)	.159	14	44	3	7	2	0	1	4	0	1	0	4	8	0	0	.273	.224	1
	Vermont (A)	.120	14	50	7	6	1	1	0	6	0	1	0	3	11	0	0	.180	.167	3
	Beloit (A)	.158	18	57	4	9	2	0	0	7	3	1	0	10	18	1	0	.193	.279	1
Minor League Totals		.231	129	398	40	92	16	3	3	42	5	3	4	55	78	5	6	.309	.328	14

RODOLFO PENALO (VALERIO)

OF

Born: Santiago Rodriguez, Dominican Republic, August 27, 1992; **Home:** Santo Domingo, Dominican Republic

Bats: Switch; **Throws:** Right; **Height:** 5-6; **Weight:** 136

Obtained: Signed as a non-drafted free agent, January 24, 2010

Signed by Juan C. De La Cruz.

Year	Club	AVG.	G	AB	R	H	2B	3B	HR	RBI	SH	SF	HP	BB	SO	SB	CS	SLG	OBP	E
2010	DSL A's (R)	.243	46	103	12	25	2	1	0	8	2	0	3	18	18	12	8	.282	.371	6
2011	DSL A's (R)	.250	27	80	11	20	2	1	1	9	2	2	1	11	12	8	7	.338	.340	7
2012	DSL A's (R)	.225	53	173	27	39	5	5	1	11	4	0	4	25	27	17	6	.337	.329	3
2013	DSL A's (R)	.311	51	151	38	47	6	4	0	9	4	0	4	25	21	29	10	.404	.422	1
2014	DSL A's (R)	.274	33	113	37	31	5	3	1	10	1	0	2	38	18	29	6	.398	.464	0
	AZL A's (R)	.276	17	58	16	16	2	0	0	5	1	1	2	8	13	8	4	.310	.377	0
Minor League Totals		.263	227	678	141	178	22	14	3	52	14	3	16	125	109	103	41	.350	.388	17

TANNER PETERS

RHP

Born: Simi Valley, California, Aug. 6, 1990; **Home:** Simi Valley, California

Bats: Right; **Throws:** Right; **Height:** 6-0; **Weight:** 155

Obtained: Selected in the 16th round of the 2011 First-Year Player Draft

Graduated from Royal HS (CA)...attended UNLV...signed by Rick Magnante...was named a New York-Penn League Mid-Season All-Star in 2011...tied for second among A's farmhands in saves...finished 2013 tied for second among A's farmhands in wins and 10th in ERA...was named California League Pitcher of the Week for the week ending August 11.

Year	Club	W	L	ERA	G	GS	CG	SHO	SV	IP	H	R	ER	HR	HB	BB	IBB	SO	WP	BK
2011	Vermont (A)	1	1	1.35	21	0	0	0	11	26.2	12	4	4	1	2	8	2	33	3	0
2012	Burlington (A)	2	6	3.16	14	12	0	0	0	68.1	58	30	24	8	1	18	0	66	0	0
	Vermont (A)	0	0	6.00	2	0	0	0	0	3.0	2	2	2	0	0	2	0	7	0	0
2013	Stockton (A)	12	8	4.07	28	28	0	0	0	165.2	167	86	75	24	0	27	0	159	6	0
2014	AZL A's (R)	0	2	8.44	7	7	0	0	0	10.2	18	11	10	0	2	3	0	10	1	0
	Midland (AA)	0	3	3.63	3	3	0	0	0	17.1	18	9	7	2	0	5	0	7	1	0
Minor League Totals		15	20	3.77	75	50	0	0	11	291.2	275	142	122	35	5	63	2	282	11	0

CHADWICK HUDSON PINDER

IF

Goes by "Chad"

Born: Richmond, Virginia, March 29, 1992; **Home:** Poquoson, Virginia

Bats: Right; **Throws:** Right; **Height:** 6-2; **Weight:** 192

Obtained: Selected in the Competitive Balance Round B of the 2013 First-Year Player Draft

Graduated from Poquoson HS (VA)...attended Virginia Tech University...signed by Neil Avent...as a junior in 2013, was selected to the Blacksburg Regional All-Tournament Team, ACC All-Tournament Team, and All-ACC first team...also earned All-ACC Academic Team honors in 2011 and 2012...finished the 2014 season sixth among A's farmhands with a .288 batting average.

Year	Club	AVG.	G	AB	R	H	2B	3B	HR	RBI	SH	SF	HP	BB	SO	SB	CS	SLG	OBP	E
2013	Vermont (A)	.200	42	140	14	28	4	0	3	8	0	3	6	12	41	1	0	.293	.286	9
2014	Stockton (A)	.288	94	403	61	116	32	5	13	55	2	1	8	22	99	12	9	.489	.336	16
Minor League Totals		.265	136	543	75	144	36	5	16	63	2	4	14	34	140	13	9	.438	.322	25

TRAVIS AARON PITCHER

RHP

Born: Orange, California, January 30, 1991; **Home:** Yorba Linda, California

Bats: Right; **Throws:** Right; **Height:** 6-4; **Weight:** 225

Obtained: Signed as a non-drafted free agent, June 25, 2013

Graduated from El Dorado HS (CA)...attended San Diego State University and Cypress JC...signed by Eric Martins.

Year	Club	W	L	ERA	G	GS	CG	SHO	SV	IP	H	R	ER	HR	HB	BB	IBB	SO	WP	BK
2013	AZL A's (R)	1	0	1.69	14	0	0	0	3	21.1	19	10	4	1	3	13	0	27	2	0
2014	AZL A's (R)	1	2	7.88	12	0	0	0	0	24.0	29	26	21	2	1	19	0	32	4	0
Minor League Totals		2	2	4.96	26	0	0	0	3	45.1	48	36	25	3	4	32	0	59	6	0

PHILIP MICHAEL POHL

C

Goes by "Phil"

Born: Bakersfield, California, July 22, 1990; **Home:** Cooperstown, New York

Bats: Right; **Throws:** Right; **Height:** 5-11; **Weight:** 210

Obtained: Selected in the 28th round of the 2012 First-Year Player Draft

Graduated from Cooperstown Central HS (NY)...graduated from Clemson University...signed by Neil Avent...originally drafted by Tampa Bay in the 44th round of the 2008 draft but did not sign.

Year	Club	AVG.	G	AB	R	H	2B	3B	HR	RBI	SH	SF	HP	BB	SO	SB	CS	SLG	OBP	E
2012	Vermont (A)	.143	3	7	2	1	0	0	0	1	2	0	3	1	0	0	0	.143	.455	0
	AZL A's (R)	.301	32	113	22	34	6	2	3	17	0	1	8	6	22	1	0	.469	.375	2
2013	Beloit (A)	.250	3	12	1	3	0	0	0	0	0	0	0	0	3	0	0	.250	.250	0
	Stockton (A)	.227	54	194	32	44	8	0	9	20	0	4	7	12	68	1	0	.407	.290	6
2014	Beloit (A)	.238	72	252	26	60	15	0	6	29	5	0	17	10	48	4	1	.369	.312	4
	Sacramento (AAA)	.276	8	29	2	8	4	0	0	6	0	0	1	1	10	0	0	.414	.323	1
Minor League Totals		.247	172	607	85	150	33	2	18	73	7	5	36	30	151	6	1	.397	.319	13

ARGENIS ADOLFO RAGA

C

Born: Maracay, Venezuela, July 22, 1994; **Home:** Los Teques, Miranda, Venezuela

Bats: Right; **Throws:** Right; **Height:** 5-11; **Weight:** 190

Obtained: Signed as a non-drafted free agent, July 22, 2010

Signed by Julio Franco and Oswaldo Troconis.

Year	Club	AVG.	G	AB	R	H	2B	3B	HR	RBI	SH	SF	HP	BB	SO	SB	CS	SLG	OBP	E
2011	DSL A's (R)	.200	47	155	13	31	4	0	0	14	3	2	2	10	15	4	3	.226	.254	8
2012	DSL A's (R)	.265	61	234	33	62	13	1	2	12	3	1	6	18	23	5	4	.355	.332	16
2013	AZL A's (R)	.189	24	74	11	14	2	0	1	3	2	0	1	5	22	0	0	.257	.250	8
2014	AZL A's (R)	.338	26	71	10	24	6	2	0	11	0	1	2	6	11	0	1	.479	.400	3
Minor League Totals		.245	158	534	67	131	25	3	3	40	8	4	11	39	71	9	8	.320	.308	35

NICHOLAS JAY RICKLES

C

Goes by "Nick"

Born: Ft. Lauderdale, Florida, Feb. 2, 1990; **Home:** Loxahatchee, Florida

Bats: Right; **Throws:** Right; **Height:** 6-3; **Weight:** 220

Obtained: Selected in the 14th round of the 2011 First-Year Player Draft

Graduated from Palm Beach Gardens HS (FL)...attended Stetson University...signed by Trevor Schaffer...was named a New York-Penn League Mid-Season All-Star in 2011...was named Midwest League Player of the Week for the week of July 22-28, 2013...missed the 2014 season after undergoing shoulder surgery.

ERNEST JACOB SANCHEZ**RHP**

Goes by "Jake"

Born: Brawley, California, August 19, 1989; **Home:** Brawley, California**Bats:** Right; **Throws:** Right; **Height:** 6-1; **Weight:** 220**Obtained:** Acquired from Chicago (AL) for Michael Taylor on June 14, 2014

Graduated from Brawley Union HS (CA)...played collegiately at Imperial Valley College (CA) and Iowa Wesleyan College...played for Joliet of the independent Frontier League in 2012 and part of 2013 before signing as a non-drafted free agent with Chicago (AL) on June 8, 2013.

Year	Club	W	L	ERA	G	GS	CG	SHO	SV	IP	H	R	ER	HR	HB	BB	IBB	SO	WP	BK
2013	Great Falls (R)	6	3	2.87	14	14	0	0	0	81.2	71	35	26	7	4	14	0	76	2	0
2014	Kannapolis (A)	5	4	2.80	15	9	1	0	3	61.0	56	26	19	6	5	14	0	66	1	0
	Stockton (A)	8	2	3.42	12	12	0	0	0	71.0	71	32	27	7	2	17	0	72	4	1
Minor League Totals		19	9	3.03	41	35	1	0	3	213.2	198	93	72	20	11	45	0	214	7	1

GABRIEL ALEJANDRO SANTANA**IF****Born:** Valencia, Venezuela, August 23, 1992; **Home:** Valencia, Venezuela**Bats:** Right; **Throws:** Right; **Height:** 6-0; **Weight:** 192**Obtained:** Signed as a non-drafted free agent, August 25, 2008

Signed by Julio Franco and Juan Villanueva.

Year	Club	AVG.	G	AB	R	H	2B	3B	HR	RBI	SH	SF	HP	BB	SO	SB	CS	SLG	OBP	E
2009	DSL A's (R)	.234	40	141	17	33	4	0	0	12	1	0	4	7	20	8	3	.262	.289	3
2010	DSL A's (R)	.234	45	137	24	32	3	0	0	5	1	2	9	13	25	2	5	.255	.335	2
2011	DSL A's (R)	.244	64	205	26	50	6	1	0	17	7	1	18	21	24	4	9	.283	.363	15
2012	DSL A's (R)	.271	41	133	24	36	6	2	0	18	6	1	12	19	10	1	7	.346	.406	11
2013	AZL A's (R)	.267	45	161	19	43	7	1	1	12	1	3	6	4	19	0	1	.342	.305	7
2014	Vermont (A)	.246	41	134	13	33	4	0	1	9	1	0	3	6	16	2	2	.299	.294	8
Minor League Totals		.249	276	911	123	227	30	4	2	73	17	7	52	70	114	17	27	.297	.336	46

JORDAN MANGOLD SCHWARTZ**RHP****Born:** Hornell, New York, February 28, 1992; **Home:** Arkport, New York**Bats:** Right; **Throws:** Right; **Height:** 6-2; **Weight:** 215**Obtained:** Selected in the fourth round of the 2014 First-Year Player Draft

Graduated from Hornell HS (NY)...played collegiately at Niagara University...in 2014, led the Metro Atlantic Athletic Conference in strikeouts with 109...is the second-highest drafted player in Niagara history...signed by Matt Higginson.

Year	Club	W	L	ERA	G	GS	CG	SHO	SV	IP	H	R	ER	HR	HB	BB	IBB	SO	WP	BK
2014	AZL A's (R)	0	0	4.50	1	1	0	0	0	2.0	3	1	1	0	0	0	0	4	1	0
	Vermont (A)	1	1	4.82	11	0	0	0	0	18.2	21	14	10	0	4	13	0	14	2	1
Minor League Totals		1	1	4.79	12	1	0	0	0	20.2	24	15	11	0	4	13	0	18	3	1

JOEL PATRICK SEDDON**RHP****Born:** Port Huron, Michigan, July 13, 1992; **Home:** Lexington, South Carolina**Bats:** Right; **Throws:** Right; **Height:** 6-1; **Weight:** 170**Obtained:** Selected in the 11th round of the 2014 First-Year Player Draft

Graduated from St. Clair HS (MI)...played collegiately at the University of South Carolina, where he was a second-team All-SEC selection as a junior in 2014...previously drafted by Toronto in the 20th round of the 2011 draft but did not sign...signed by Neil Avnet.

Year	Club	W	L	ERA	G	GS	CG	SHO	SV	IP	H	R	ER	HR	HB	BB	IBB	SO	WP	BK
2014	AZL A's (R)	0	0	4.50	1	0	0	0	0	2.0	1	1	1	0	0	2	0	4	1	0
	Beloit (A)	2	2	2.84	19	0	0	0	1	25.1	20	9	8	2	3	8	1	20	1	0
Minor League Totals		2	2	2.96	20	0	0	0	1	27.1	21	10	9	2	3	10	1	24	2	0

AARON LAMONT SHIPMAN**OF****Born:** Winter Haven, Florida, January 27, 1992; **Home:** Hahira, Georgia**Bats:** Left; **Throws:** Left; **Height:** 6-1; **Weight:** 180**Obtained:** Selected in the third round of the 2010 First-Year Player Draft

Graduated from Brooks County HS (GA)...signed by Matt Ranson...in 2011, ranked 10th among A's farmhands in stolen bases...in 2012, was eighth in walks...tied for seventh among A's farmhands in stolen bases in 2013 (19).

Organizational Players, continued

Year	Club	AVG.	G	AB	R	H	2B	3B	HR	RBI	SH	SF	HP	BB	SO	SB	CS	SLG	OBP	E
2010	AZL A's (R)	.118	4	17	2	2	0	0	0	2	0	0	0	0	6	3	0	.118	.118	0
2011	Vermont (A)	.254	63	201	34	51	8	1	0	19	3	0	1	42	39	17	3	.303	.385	3
2012	Burlington (A)	.206	108	360	40	74	12	4	0	32	1	4	2	60	86	11	11	.261	.319	3
2013	Beloit (A)	.279	68	244	44	68	7	2	0	16	0	0	1	47	50	17	8	.324	.397	2
	AZL A's (R)	.421	6	19	7	8	1	1	0	3	0	0	1	4	0	2	0	.579	.542	0
2014	Stockton (A)	.292	52	178	30	52	6	6	1	16	0	0	1	36	39	13	2	.410	.414	2
Minor League Totals		.250	301	1019	157	255	34	14	1	88	4	4	6	189	220	63	24	.314	.369	10

MURPHY ALEXANDER SMITH

RHP

Born: Nashua, New Hampshire, August 25, 1987; **Home:** Clifton Park, New York

Bats: Right; **Throws:** Right; **Height:** 6-3; **Weight:** 215

Obtained: Selected in the 13th round of the 2009 First-Year Player Draft

Graduated from Shenendehowa HS...attended Binghamton University...was the America East Conference Pitcher of the Year in 2009...signed by Marc Sauer...ranked among A's minor leaguers in wins (2nd), innings pitched (5th) and strikeouts (9th) in 2010...in 2011, was ninth among A's farmhands in ERA and strikeouts...pitched for the Phoenix Desert Dogs in the Arizona Fall League following the 2011 season...was sixth among A's minor leaguers in innings pitched in 2012...was named to the Texas League Midseason All-Star team...finished the 2013 season fifth in ERA and 10th in strikeouts among A's farmhands...was named Texas League Pitcher of the Week from May 27-June 2.

Year	Club	W	L	ERA	G	GS	CG	SHO	SV	IP	H	R	ER	HR	HB	BB	IBB	SO	WP	BK
2009	Kane County (A)	2	2	4.75	9	9	0	0	0	36.0	40	19	19	2	1	17	0	31	1	0
	Vancouver (A)	0	0	0.00	1	1	0	0	0	4.0	2	1	0	0	0	1	0	5	0	1
	AZL A's (R)	0	1	6.00	3	2	0	0	0	6.0	6	4	4	1	1	0	0	4	0	0
2010	Stockton (A)	3	5	6.19	10	9	0	0	0	48.0	72	38	33	4	3	12	1	34	6	0
	Kane County (A)	8	2	3.64	17	16	0	0	0	96.1	91	50	39	1	8	25	1	70	1	2
2011	Stockton (A)	6	9	3.94	26	24	0	0	1	137.0	151	80	60	10	7	33	0	100	8	1
2012	Midland (AA)	6	11	4.82	27	24	0	0	1	140.0	171	91	75	8	8	57	2	83	7	2
2013	Midland (AA)	9	8	3.48	26	25	0	0	0	150.0	157	69	58	14	7	46	0	98	7	1
2014	Midland (AA)	2	5	4.73	31	7	0	0	1	85.2	84	46	45	4	4	31	1	62	4	0
Minor League Totals		36	43	4.26	150	117	0	0	3	703.0	774	398	333	44	39	222	5	487	34	7

PAUL JOSEPH SMYTH

RHP

Born: Templeton, California, April 1, 1987; **Home:** Georgetown, Texas

Bats: Right; **Throws:** Right; **Height:** 6-0; **Weight:** 210

Obtained: Selected in the 35th round of the 2009 First-Year Player Draft

Graduated from Atascadero HS...attended the University of Kansas...selected as an All-Big 12 Conference Honorable Mention as well as Academic All-Big 12 in 2007 and 2008...signed by Yancy Ayres...ranked 6th in saves among 2009 A's minor leaguers...finished tied for second in saves and fifth among California League relievers in opponents batting average in 2010...led all A's farmhands in saves in 2010...in 2014, was named to the Pacific Coast League Midseason All-Star Team.

Year	Club	W	L	ERA	G	GS	CG	SHO	SV	IP	H	R	ER	HR	HB	BB	IBB	SO	WP	BK
2009	Kane County (A)	1	0	0.00	5	0	0	0	2	7.0	2	0	0	0	0	0	0	7	0	0
	Vancouver (A)	1	0	0.00	20	0	0	0	9	29.1	12	0	0	0	1	4	1	37	0	0
2010	Stockton (A)	3	6	3.01	58	0	0	0	28	77.2	68	35	26	4	4	21	4	94	6	0
2011	Midland (AA)	5	2	4.85	40	0	0	0	1	65.0	67	39	35	8	3	29	1	59	4	0
2012	Midland (AA)	2	1	4.02	44	1	0	0	1	69.1	72	33	31	8	5	24	0	53	4	0
2013	Midland (AA)	2	2	2.74	13	0	0	0	1	23.0	14	8	7	2	0	4	0	24	0	0
	Sacramento (AAA)	0	0	2.45	32	0	0	0	1	36.2	36	11	10	2	5	16	3	31	1	0
2014	Sacramento (AAA)	5	2	3.05	46	0	0	0	0	59.0	43	22	20	9	6	14	0	56	1	0
Minor League Totals		19	13	3.16	258	1	0	0	43	367.0	314	148	129	33	24	112	9	361	16	0

LEE KELVIN SOSA

RHP

Born: Bronx, New York, September 3, 1991; **Home:** Bronx, New York

Bats: Right; **Throws:** Right; **Height:** 6-2; **Weight:** 210

Obtained: Selected in the 26th round of the 2012 First-Year Player Draft

Attended Binghamton...signed by Ron Vaughn.

Year	Club	W	L	ERA	G	GS	CG	SHO	SV	IP	H	R	ER	HR	HB	BB	IBB	SO	WP	BK
2012	AZL A's (R)	1	2	4.74	18	0	0	0	0	24.2	15	14	13	0	2	22	0	29	8	0
2013	Vermont (A)	1	4	4.09	14	5	0	0	0	44.0	33	24	20	3	2	33	0	30	2	0
2014	Vermont (A)	3	2	2.39	13	1	0	0	0	26.1	21	7	7	1	1	8	0	21	5	0
	Beloit (A)	0	0	9.00	14	0	0	0	1	19.0	25	22	19	2	3	14	0	15	2	0
Minor League Totals		5	8	4.66	59	6	0	0	1	114.0	94	67	59	6	8	77	0	95	17	0

MICHAEL MARINO SOTO (LLUBERES)

IF

Born: San Jose de Ocoa, Dominican Republic, November 17, 1991; **Home:** San Jose de Ocoa, Dominican Republic
Bats: Right; **Throws:** Right; **Height:** 6-3; **Weight:** 215
Obtained: Signed as a non-drafted free agent, March 4, 2009

Signed by Angel Eusebio and Raymond Abreu.

Year	Club	AVG.	G	AB	R	H	2B	3B	HR	RBI	SH	SF	HP	BB	SO	SB	CS	SLG	OBP	E
2009	DSL A's (R)	.224	49	165	17	37	8	0	2	19	1	0	1	22	40	4	1	.309	.319	7
2010	DSL A's (R)	.238	64	210	25	50	8	1	5	36	0	6	3	35	63	2	4	.357	.346	9
2011	AZL A's (R)	.209	20	67	9	14	5	0	3	11	0	1	0	8	18	1	0	.418	.289	2
2012	AZL A's (R)	.282	32	103	18	29	9	2	4	23	0	2	0	7	25	1	0	.524	.321	4
2013	Vermont (A)	.206	55	194	17	40	14	1	3	15	0	1	2	12	54	2	3	.335	.258	10
2014	AZL A's (R)	.324	21	74	14	24	8	0	2	17	0	2	0	11	15	2	0	.514	.402	5
	Beloit (A)	.274	50	164	26	45	9	2	7	29	0	3	0	15	34	3	0	.482	.330	6
Minor League Totals		.245	291	977	126	239	61	6	26	150	0	3	0	15	34	3	0	.399	.320	43

JOHN PAUL SPORTMAN

OF

Goes by "J.P"

Born: Schenectady, New York, January 26, 1992; **Home:** Schenectady, New York
Bats: Right; **Throws:** Right; **Height:** 5-9; **Weight:** 190
Obtained: Selected in the 27th round of the 2014 First-Year Player Draft

Graduated from LaSalle HS (NY)...played collegiately at Central Connecticut State University, the same college as A's reliever Evan Scribner...signed by Ron Vaughn...in 2014, was named the New York-Penn League Player of the Week for the week ending Aug. 3.

Year	Club	AVG.	G	AB	R	H	2B	3B	HR	RBI	SH	SF	HP	BB	SO	SB	CS	SLG	OBP	E
2014	AZL A's (R)	.321	22	84	19	27	4	1	0	8	2	1	0	14	9	5	3	.393	.414	0
	Vermont (A)	.301	38	146	17	44	8	0	3	15	1	2	0	8	22	4	3	.418	.333	2
Minor League Totals		.309	60	230	36	71	12	1	3	23	3	3	0	22	31	9	6	.409	.365	2

MATTHEW DAVID STALCUP

LHP

Goes by "Matt"

Born: Wellington, Kansas, July 6, 1990; **Home:** Wellington, Kansas
Bats: Left; **Throws:** Left; **Height:** 6-2; **Weight:** 195
Obtained: Selected in the ninth round of the 2013 First-Year Player Draft

Graduated from Wellington HS (KS)...attended Pittsburg State University after transferring from Allen County CC...signed by Yancy Ayres...recorded his first career complete game on Aug. 19, 2014, a three-hit shutout at Peoria.

Year	Club	W	L	ERA	G	GS	CG	SHO	SV	IP	H	R	ER	HR	HB	BB	IBB	SO	WP	BK
2013	Vermont (A)	2	4	2.83	11	4	0	0	0	28.2	12	12	9	0	0	15	1	19	1	0
2014	Beloit (A)	6	4	3.93	21	14	1	1	1	89.1	101	42	39	9	2	20	0	70	3	0
Minor League Totals		8	8	3.66	32	18	1	1	1	118.0	123	54	48	9	2	35	1	89	4	0

CODY ALLEN STULL

LHP

Born: Fort Wayne, Indiana, March 23, 1992; **Home:** Matthews, North Carolina
Bats: Left; **Throws:** Left; **Height:** 6-2; **Weight:** 175
Obtained: Selected in the 29th round of the 2014 First-Year Player Draft

Graduated from Grace Academy (NC)...attended Belmont Abbey College...signed by Neil Avent.

Year	Club	W	L	ERA	G	GS	CG	SHO	SV	IP	H	R	ER	HR	HB	BB	IBB	SO	WP	BK
2014	AZL A's (R)	1	0	1.47	14	1	0	0	2	18.1	12	5	3	0	1	8	0	27	3	0
Minor League Totals		1	0	1.47	14	1	0	0	2	18.1	12	5	3	0	1	8	0	27	3	0

Organizational Players, continued

BEAU RITCHIE TAYLOR

C

Born: Rockledge, Florida, February 13, 1990; **Home:** Rockledge, Florida

Bats: Left; **Throws:** Right; **Height:** 6-0; **Weight:** 205

Obtained: Selected in the fifth round of the 2011 First-Year Player Draft

Graduated from Rockledge HS (FL)...attended the University of Central Florida, where he was a Louisville Slugger/Collegiate Baseball Freshman All-America selection...signed by Trevor Schaffer...in 2012, ranked fourth among A's farmhands in batting (.292) and sixth in on-base percentage (.372).

Year	Club	AVG.	G	AB	R	H	2B	3B	HR	RBI	SH	SF	HP	BB	SO	SB	CS	SLG	OBP	E
2009	DSL A's (R)	.224	49	165	17	37	8	0	2	19	1	0	1	22	40	4	1	.309	.319	7
2010	DSL A's (R)	.238	64	210	25	50	8	1	5	36	0	6	3	35	63	2	4	.357	.346	9
2011	AZL A's (R)	.209	20	67	9	14	5	0	3	11	0	1	0	8	18	1	0	.418	.289	2
2012	AZL A's (R)	.282	32	103	18	29	9	2	4	23	0	2	0	7	25	1	0	.524	.321	4
2013	Vermont (A)	.206	55	194	17	40	14	1	3	15	0	1	2	12	54	2	3	.335	.258	10
2014	Stockton (A)	.333	32	114	21	38	10	0	5	27	0	2	0	22	33	0	0	.553	.435	1
	Midland (AA)	.239	63	209	22	50	15	0	3	26	2	1	1	23	61	1	1	.354	.316	3
Minor League Totals		.258	307	1070	119	276	58	4	14	147	0	2	0	22	33	3	6	.359	.341	36

JOSE MARCOS TORRES

LHP

Born: Caracas, Venezuela, September 24, 1993; **Home:** Caracas, Venezuela

Bats: Left; **Throws:** Left; **Height:** 6-2; **Weight:** 175

Obtained: Signed as a non-drafted free agent, July 2, 2010

Signed by Julio Franco and Oswaldo Troconis.

Year	Club	W	L	ERA	G	GS	CG	SHO	SV	IP	H	R	ER	HR	HB	BB	IBB	SO	WP	BK
2011	DSL A's (R)	1	5	3.99	14	11	0	0	0	49.2	45	27	22	1	0	24	0	33	7	1
2012	AZL A's (R)	3	1	4.33	12	12	0	0	0	52.0	52	29	25	2	2	29	1	41	3	2
	DSL A's (R)	0	0	0.00	3	2	0	0	0	8.2	6	3	0	0	0	3	0	7	1	0
2013	Vermont (A)	3	2	2.64	9	5	0	0	0	30.2	28	15	9	2	1	12	0	21	4	0
2014	Vermont (A)	0	6	4.38	14	9	0	0	2	61.2	62	37	30	4	3	22	0	47	6	0
Minor League Totals		7	14	3.82	52	39	0	0	2	202.2	193	111	86	9	6	90	1	149	21	3

LOUIS ALBERT TRIVINO

RHP

Goes by "Lou"

Born: Sellersville, Pennsylvania, October 1, 1991; **Home:** Green Lane, Pennsylvania

Bats: Right; **Throws:** Right; **Height:** 6-5; **Weight:** 235

Obtained: Selected in the 11th round of the 2013 First-Year Player Draft

Graduated from Upper Bucks Christian HS (PA)...attended Slippery Rock University...signed by Matt Higginson...posted a career 19-8 record with a 1.95 ERA in three seasons at Slippery Rock, including 14 complete games...in 2014, finished seventh among A's farmhands in innings pitched and eighth in strikeouts.

Year	Club	W	L	ERA	G	GS	CG	SHO	SV	IP	H	R	ER	HR	HB	BB	IBB	SO	WP	BK
2013	Vermont (A)	3	4	3.12	14	10	0	0	0	60.2	53	31	21	2	8	20	0	47	2	0
2014	Beloit (A)	7	11	5.28	27	26	0	0	0	139.2	160	93	82	10	10	43	2	95	12	0
Minor League Totals		10	15	4.63	41	36	0	0	0	200.1	213	124	103	12	18	63	2	142	14	0

JEFFREY ROBERT URLAUB

LHP

Born: Scottsdale, Arizona, April 24, 1987; **Home:** Scottsdale, Arizona

Bats: Left; **Throws:** Left; **Height:** 6-2; **Weight:** 180

Obtained: Selected in the 30th round of the 2010 First-Year Player Draft

Graduated from Horizon HS (AZ)...attended Arizona State University...attended Grand Canyon University...signed by Jeremy Schied...in 2011, was named a New York-Penn League Midseason All-Star...pitched for the Mesa Solar Sox of the Arizona Fall League after the 2013 season, where he went 1-0 with a 2.77 ERA in 13 innings.

Year	Club	W	L	ERA	G	GS	CG	SHO	SV	IP	H	R	ER	HR	HB	BB	IBB	SO	WP	BK	
2010	AZL A's (R)	1	0	2.39	15	0	0	0	2	26.1	23	10	7	0	2	3	1	26	2	1	
2011	Burlington (A)	1	2	3.93	14	0	0	0	0	18.1	18	12	8	3	0	6	0	23	1	0	
	Vermont (A)	3	1	1.67	23	0	0	0	5	37.2	27	12	7	1	3	4	0	49	2	1	
2012	Stockton (A)	2	2	3.86	21	0	0	0	0	30.1	21	13	13	3	0	8	2	31	0	0	
	Burlington (A)	5	4	2.60	26	0	0	0	3	34.2	26	15	10	1	2	1	0	27	2	0	
2013	Midland (AA)	2	2	3.86	40	0	0	0	1	46.2	49	20	2	2	13	2	13	2	40	3	0
2014	Midland (AA)	2	0	1.57	13	0	0	0	0	23.0	16	4	4	2	3	6	2	19	2	0	
	Sacramento (AAA)	0	0	4.05	6	0	0	0	0	6.2	7	4	3	1	1	2	1	8	1	0	
Minor League Totals		16	11	2.90	158	0	0	0	11	223.2	187	90	72	13	13	43	8	223	13	2	

TYLER FRANCIS VAIL

RHP

Born: Easton, Pennsylvania, November 3, 1991; **Home:** Easton, Pennsylvania

Bats: Right; **Throws:** Right; **Height:** 6-2; **Weight:** 240

Obtained: Selected in the fifth round of the 2010 First-Year Player Draft

Graduated from Notre Dame HS (PA)...signed by Marc Sauer...set career highs in appearances in 2013 as he transitioned from starter to reliever...tied for fifth among A's farmhands with seven saves.

Year	Club	W	L	ERA	G	GS	CG	SHO	SV	IP	H	R	ER	HR	HB	BB	IBB	SO	WP	BK
2010	AZL A's (R)	0	2	3.13	13	10	0	0	0	31.2	26	14	11	1	6	8	0	29	7	0
2011	Burlington (A)	1	4	5.68	13	13	0	0	0	57.0	68	38	36	6	5	28	0	34	9	1
	Vermont (A)	1	5	6.05	10	10	0	0	0	38.2	35	30	26	4	6	25	0	22	9	0
2012	Vermont (A)	3	4	4.20	12	7	0	0	0	55.2	43	29	26	2	4	21	0	55	5	0
	AZL A's (R)	0	0	0.93	3	3	0	0	0	9.2	5	2	1	0	1	1	0	11	1	0
2013	Beloit (A)	5	5	4.15	39	0	0	0	7	56.1	61	29	26	2	5	20	0	38	9	1
2014	Beloit (A)	3	6	4.61	29	0	0	0	3	41.0	53	29	21	3	4	18	0	24	4	0
Minor League Totals		13	26	4.56	119	43	0	0	10	290.0	291	171	147	18	31	121	0	213	44	2

DOMINIQUE VATTUONE III

RHP

Born: Olney, Maryland, February 12, 1991; **Home:** Germantown, Maryland

Bats: Right; **Throws:** Right; **Height:** 6-5; **Weight:** 195

Obtained: Selected in the 32nd round of the 2013 First-Year Player Draft

Graduated from Northwest HS (MD)...attended UNC-Greensboro after transferring from Hartford CC in Bel Air, Md....signed by Neil Avent.

Year	Club	W	L	ERA	G	GS	CG	SHO	SV	IP	H	R	ER	HR	HB	BB	IBB	SO	WP	BK
2013	AZL A's (R)	1	1	3.31	9	0	0	0	2	16.1	13	7	6	1	1	4	0	21	2	0
	Vermont (A)	1	1	4.61	9	0	0	0	0	13.2	12	8	7	2	2	8	0	17	2	0
2014	Vermont (A)	3	1	3.38	19	0	0	0	1	32.0	26	14	12	2	3	12	1	33	2	0
	Beloit (A)	0	0	6.14	5	0	0	0	0	7.1	6	5	5	1	0	8	1	5	3	0
Minor League Totals		5	3	3.89	42	0	0	0	3	69.1	57	34	30	6	6	32	2	76	9	0

VICTOR MIGUEL VELIZ (MUJICA)

LHP

Born: Valencia, Venezuela, October, 6, 1993; **Home:** Valencia, Venezuela

Bats: Left; **Throws:** Left; **Height:** 6-0; **Weight:** 182

Obtained: Signed as a non-drafted free agent, February 5, 2011

Signed by Juan Villanueva.

Year	Club	W	L	ERA	G	GS	CG	SHO	SV	IP	H	R	ER	HR	HB	BB	IBB	SO	WP	BK
2011	DSL A's (R)	0	1	3.18	7	2	0	0	0	17.0	17	8	6	0	1	11	0	11	3	0
2012	DSL A's (R)	2	2	4.38	13	13	0	0	0	51.1	60	30	25	3	2	13	0	35	4	1
2013	DSL A's (R)	5	3	1.39	14	14	0	0	0	71.0	53	17	11	1	4	18	0	46	1	0
2014	AZL A's (R)	2	1	2.43	10	4	0	0	0	33.1	24	11	9	1	2	12	0	17	1	0
	Vermont (A)	0	2	6.00	4	2	0	0	0	15.0	15	12	10	3	1	6	0	7	0	0
Minor League Totals		9	9	2.93	48	35	0	0	0	187.2	169	78	61	8	10	60	0	116	9	1

BRETT JAMES VERTIGAN

OF

Born: Long Beach, California, August 21, 1990; **Home:** Garden Grove, California

Bats: Left; **Throws:** Left; **Height:** 5-9; **Weight:** 175

Obtained: Selected in the 10th round of the 2012 First-Year Player Draft

Organizational Players, continued

Attended UC Santa Barbara...earned All-Big West honors in 2012 with a league-leading .381 batting average, nine triples and 17 stolen bases...signed by JT Stotts...his 21 stolen bases in 2013 were tied for fourth among A's farmhands...also tied for eighth in triples.

Year	Club	AVG.	G	AB	R	H	2B	3B	HR	RBI	SH	SF	HP	BB	SO	SB	CS	SLG	OBP	E
2012	Vermont (A)	.266	67	256	34	68	15	5	1	15	6	2	5	24	31	12	5	.375	.338	3
2013	Beloit (A)	.243	123	436	65	106	24	5	0	27	10	4	6	55	64	21	6	.321	.333	4
2014	Vermont (A)	.265	47	151	23	40	8	2	1	12	3	1	1	9	16	6	2	.364	.309	1
Minor League Totals		.254	237	843	122	214	47	12	2	54	88	7	12	88	111	39	13	.345	.331	8

JOSEPH WAGMAN

RHP

Goes by "Joey"

Born: Walnut Creek, California, July 25, 1991; **Home:** San Ramon, California

Bats: Left; **Throws:** Right; **Height:** 6-0; **Weight:** 185

Obtained: Signed as a free agent to a minor league contract, July 30, 2014

Graduated from Monte Vista HS (CA)...attended Cal Poly-San Luis Obispo...originally drafted in the 17th round of the 2013 draft by Chicago (AL) but was released by the White Sox on April 9, 2014.

Year	Club	W	L	ERA	G	GS	CG	SHO	SV	IP	H	R	ER	HR	HB	BB	IBB	SO	WP	BK
2013	Great Falls (R)	1	0	3.57	16	0	0	0	2	22.2	23	9	9	0	2	7	0	28	2	0
2014	Beloit (A)	2	2	5.13	6	6	0	0	0	26.1	26	15	15	2	2	7	0	31	1	0
Minor League Totals		3	2	4.41	22	6	0	0	2	49.0	49	24	24	2	4	14	0	59	3	0

ROBERT MARTIN WAHL

RHP

Goes by "Bobby"

Born: Alexandria, Virginia, March 21, 1992; **Home:** Springfield, Virginia

Bats: Right; **Throws:** Right; **Height:** 6-3; **Weight:** 210

Obtained: Selected in the fifth round of the 2013 First-Year Player Draft

Graduated from West Springfield HS (VA)...attended the University of Mississippi...signed by Kelcey Mucker...went 10-0 with a 2.03 ERA as a junior at Ole Miss in 2013.

Year	Club	W	L	ERA	G	GS	CG	SHO	SV	IP	H	R	ER	HR	HB	BB	IBB	SO	WP	BK
2013	AZL A's (R)	0	0	9.00	1	1	0	0	0	1.0	0	1	1	0	0	2	0	1	0	0
	Vermont (A)	0	0	3.92	9	4	0	0	2	20.2	20	10	9	3	0	6	0	27	3	0
2014	Beloit (A)	0	4	5.06	20	7	0	0	4	42.2	46	29	24	5	3	19	0	43	3	0
	Stockton (A)	0	0	4.22	9	0	0	0	0	10.2	8	7	5	2	0	6	0	19	1	0
Minor League Totals		0	4	4.68	39	12	0	0	6	75.0	74	47	39	10	3	33	0	90	7	0

COLIN P. WALSH

IF

Born: La Jolla, California, September 26, 1989; **Home:** San Diego, California

Bats: Switch; **Throws:** Right; **Height:** 6-1; **Weight:** 200

Obtained: Signed as a free agent to a minor league contract, April 10, 2014

Graduated from The Bishop's School (CA)...played collegiately at Stanford University...originally drafted by St. Louis in the 13th round of the 2010 draft...in 2013, finished third among Cardinals farmhands in walks (74), fifth in runs scored (74) and 10th in hits (118).

Year	Club	AVG.	G	AB	R	H	2B	3B	HR	RBI	SH	SF	HP	BB	SO	SB	CS	SLG	OBP	E
2010	Johnson City (R)	.261	6	23	3	6	0	0	0	2	0	0	0	3	3	0	0	.261	.346	1
	Batavia (A)	.300	24	90	20	27	4	1	2	12	2	2	3	17	14	2	1	.433	.420	4
	Quad Cities (A)	.214	28	98	15	21	2	2	2	6	0	0	2	20	20	5	1	.337	.358	7
2011	Quad Cities (A)	.239	69	230	36	55	18	1	4	29	1	1	1	43	43	6	2	.378	.360	12
2012	GCL Cardinals (R)	.125	2	8	1	1	0	0	0	1	0	0	0	0	1	0	0	.125	.125	2
	Quad Cities (A)	.314	97	353	69	111	18	5	16	68	0	5	7	60	65	4	3	.530	.419	13
2013	Palm Beach (A)	.262	94	351	59	92	20	6	4	34	1	0	2	58	68	11	1	.387	.370	7
	Springfield (AA)	.220	32	118	15	26	5	0	2	6	0	0	0	16	24	3	0	.314	.313	10
2014	Stockton (A)	.417	6	24	7	10	1	0	1	4	0	0	0	6	6	1	0	.583	.533	2
	Midland (AA)	.287	25	101	13	29	5	0	1	10	0	3	1	11	26	1	1	.366	.353	4
	Sacramento (AAA)	.272	47	147	16	40	4	0	2	18	1	2	3	19	38	1	0	.340	.363	6
Minor League Totals		.271	430	1543	254	418	77	15	34	190	5	13	19	253	308	34	9	.406	.377	68

COREY JAMES WALTER**RHP****Born:** Wheeling, West Virginia, August 11, 1992; **Home:** Wheeling, West Virginia**Bats:** Right; **Throws:** Right; **Height:** 6-3; **Weight:** 215**Obtained:** Selected in the 28th round of the 2014 First-Year Player Draft

Graduated from Wheeling Park HS (WV)...attended West Virginia University...signed by Neil Avent.

Year	Club	W	L	ERA	G	GS	CG	SHO	SV	IP	H	R	ER	HR	HB	BB	IBB	SO	WP	BK
2014	AZL A's (R)	0	0	0.00	4	0	0	0	0	6.2	2	2	0	0	0	3	0	7	2	0
	Vermont (A)	2	1	3.10	17	0	0	0	0	20.1	16	7	7	0	2	8	0	20	0	1
Minor League Totals		2	1	2.33	21	0	0	0	0	27.0	18	9	7	0	2	11	0	27	2	1

ANDREW STEVEN WERNER**LHP****Born:** West Peoria, Illinois, February 25, 1987; **Home:** Germantown Hills, Illinois**Bats:** Left; **Throws:** Left; **Height:** 6-2; **Weight:** 215**Obtained:** Acquired with Andy Parrino from San Diego for Tyson Ross and A.J. Kirby-Jones, November 16, 2012

Graduated from Washington Community HS (IL)...attended Illinois Central College and the University of Indianapolis...originally signed by San Diego scouts Randy Smith and Randy Johnson after pitching two seasons in the independent Frontier League...led all of minor league baseball in earned runs in 2013 with 106.

Year	Club	W	L	ERA	G	GS	CG	SHO	SV	IP	H	R	ER	HR	HB	BB	IBB	SO	WP	BK
2011	Ft. Wayne (A)	2	6	3.44	12	12	0	0	0	68.0	70	30	26	4	1	13	0	52	7	1
	Lake Elsinore (A)	5	2	3.03	13	13	0	0	0	68.1	72	26	23	1	3	13	1	55	2	0
2012	San Antonio (AA)	4	8	3.23	18	18	0	0	0	103.0	107	46	37	6	3	25	3	89	2	0
	Tucson (AAA)	1	2	5.79	4	4	1	1	0	23.1	26	18	15	1	0	6	0	20	0	1
	SAN DIEGO (MLB)	2	3	5.58	8	8	0	0	0	40.1	45	26	25	5	1	14	1	35	1	1
2013	Sacramento (AAA)	12	14	5.78	27	26	1	0	0	165.0	202	110	106	20	9	38	0	111	2	1
2014	Midland (AA)	2	4	6.32	14	8	0	0	0	47.0	53	37	33	7	2	20	0	36	3	0
Minor League Totals		26	36	4.55	88	81	2	1	0	474.2	530	267	240	39	18	115	4	363	16	3
Major League Totals		2	3	5.58	8	8	0	0	0	40.1	45	26	25	5	1	14	1	35	1	1

KYLE ANDREW WHEELER**C****Born:** McComb, Mississippi, February 8, 1989; **Home:** Loranger, Louisiana**Bats:** Right; **Throws:** Right; **Height:** 5-11; **Weight:** 195**Obtained:** Selected in the 26th round of the 2013 First-Year Player Draft

Graduated from Loranger HS (LA)...attended Belhaven College after transferring from Southwest Mississippi CC...signed by Kelcey Mucker.

Year	Club	AVG.	G	AB	R	H	2B	3B	HR	RBI	SH	SF	HP	BB	SO	SB	CS	SLG	OBP	E
2013	AZL A's (R)	.269	17	52	8	14	5	0	1	12	0	1	2	3	16	0	0	.423	.328	2
2014	Vermont (A)	.181	27	83	4	15	2	0	0	3	0	0	1	4	26	0	1	.205	.227	4
Minor League Totals		.215	44	135	12	29	7	0	1	15	0	1	3	7	42	0	1	.289	.267	6

RECENT PLAYER OF THE WEEK AWARD WINNERS**Sonny Gray and Josh Reddick, September 28, 2014***

Jon Lester, September 14, 2014

Brandon Moss, May 18, 2014

Brandon Moss, September 1, 2013

Josh Donaldson, April 28, 2013

Josh Reddick, September 3, 2012

Yoenis Céspedes, July 16, 2012

Brandon Moss, June 18, 2012

Hideki Matsui, July 25, 2011

Gio Gonzalez, July 4, 2011*

Trevor Cahill, August 9, 2010

Dallas Braden, May 10, 2010

Mark Ellis, August 10, 2009

Jack Cust, May 5, 2008

Jack Cust and Dan Johnson, May 14, 2007

Frank Thomas, September 11, 2006

Mark Kotsay, July 17, 2006

Eric Chavez, May 30, 2005

Eric Byrnes, August 2, 2004

Erubiel Durazo and Scott Hatteberg, June 14, 2004*

Miguel Tejada, August 25, 2003*

Mark Mulder, August 4, 2003

Barry Zito, May 5, 2003*

Scott Hatteberg, April 14, 2003

Tim Hudson, Sept. 9, 2002*

Eric Chavez, August 19, 2002

David Justice, April 1, 2002

Mark Mulder, August 6, 2001

Jason Giambi, September 18, 2000*

Barry Zito, September 11, 2000*

Miguel Tejada, August 8, 1999*

Matt Stairs, July 21, 1997

Gerónimo Berroa, August 18, 1996

Scott Brosius, July 21, 1996

Jason Giambi, May 12, 1996

Scott Brosius, April 28, 1996

Mark McGwire, June 11, 1995

Gerónimo Berroa, May 14, 1995

Bobby Witt, July 3, 1994

Mark McGwire, May 9, 1993

Carney Lansford, July 19, 1992

Jose Canseco, April 19, 1992

Mark McGwire, April 12, 1992

Rickey Henderson, Sept. 29, 1991*

Jose Canseco, September 15, 1991

Harold Baines, June 9, 1991

Dave Henderson, April 21, 1991

*indicates co-Player of the Week

Organizational Players, continued

JOHN WESLEY WHITAKER

OF

Goes by "Josh"

Born: Augusta, Georgia, February 8, 1989; **Home:** Evans, Georgia

Bats: Right; **Throws:** Right; **Height:** 6-3; **Weight:** 245

Obtained: Selected in the 25th round of the 2010 First-Year Player Draft

Graduated from Augusta Christian HS (GA)...attended Kennesaw State University...signed by Matt Ranson...was named a Midwest League Post-Season All-Star in 2011...was tied for first among all A's minor leaguers in doubles, ranked second in slugging, third in batting average, fourth in on-base percentage and total bases, tied for fourth in extra-base hits, tied for fifth in home runs and ninth in hits...in 2012, was third in slugging, fourth in home runs and tied for ninth in RBI...in 2013, tied for ninth in slugging percentage (.446) among A's minor leaguers...was named a Texas League Midseason All-Star in 2014.

Year	Club	AVG.	G	AB	R	H	2B	3B	HR	RBI	SH	SF	HP	BB	SO	SB	CS	SLG	OBP	E
2010	AZL A's (R)	.333	10	39	4	13	6	0	0	4	0	0	0	2	7	1	0	.487	.366	0
	Vancouver (A)	.232	43	142	19	33	5	0	4	22	3	3	1	16	40	6	2	.352	.309	1
2011	Burlington (A)	.326	113	396	67	129	34	3	17	68	0	1	7	44	107	10	2	.556	.402	13
2012	Stockton (A)	.259	99	386	62	100	16	3	20	61	1	3	6	33	122	11	5	.472	.325	5
2013	AZL A's (R)	.000	1	3	0	0	0	0	0	0	0	0	0	0	2	0	0	.000	.000	0
	Stockton (A)	.270	53	204	29	55	13	0	9	41	0	2	6	22	49	6	3	.466	.355	1
	Midland (AA)	.240	32	125	22	30	12	1	3	16	0	1	1	11	35	2	0	.424	.304	1
2014	Midland (AA)	.320	51	197	26	3	11	1	9	42	0	2	2	14	38	3	2	.523	.367	3
	Sacramento (AAA)	.238	22	84	9	20	5	0	3	12	1	2	0	6	26	1	0	.405	.283	2
Minor League Totals		.281	424	1576	238	443	102	8	65	266	5	14	23	148	426	40	14	.480	.349	26

TYLER RICHARD WILLMAN

RHP

Born: Oshkosh, Wisconsin, October 8, 1992; **Home:** Oshkosh, Wisconsin

Bats: Right; **Throws:** Right; **Height:** 6-6; **Weight:** 195

Obtained: Selected in the 12th round of the 2014 First-Year Player Draft

Graduated from West HS (WI)...attended Western Illinois University...signed by Kevin Mello...was First Team All-Summit League in 2014.

Year	Club	W	L	ERA	G	GS	CG	SHO	SV	IP	H	R	ER	HR	HB	BB	IBB	SO	WP	BK
2014	AZL A's (R)	0	2	5.85	12	0	0	0	0	20.0	19	13	13	0	1	11	0	24	0	0
Minor League Totals		0	2	5.85	12	0	0	0	0	20.0	19	13	13	0	1	11	0	24	0	0

JESUS GREGORIO ZAMBRANO (PEREZ)

RHP

Born: Valencia, Venezuela, August 23, 1996; **Home:** Valencia, Venezuela

Bats: Right; **Throws:** Right; **Height:** 5-11; **Weight:** 170

Obtained: Signed as a non-drafted free agent, August 24, 2012

Signed by Julio Franco and Juan Carlos Villanueva.

Year	Club	W	L	ERA	G	GS	CG	SHO	SV	IP	H	R	ER	HR	HB	BB	IBB	SO	WP	BK
2013	DSL A's (R)	2	6	4.40	14	14	1	0	0	61.1	62	34	30	4	4	12	0	48	9	1
2014	AZL A's (R)	6	3	4.33	14	12	0	0	0	70.2	66	41	34	3	5	18	0	63	8	0
Minor League Totals		8	9	4.36	28	26	1	0	0	132.0	128	75	64	7	9	30	0	111	17	1

JONESY JOSE ZARRAGA

OF

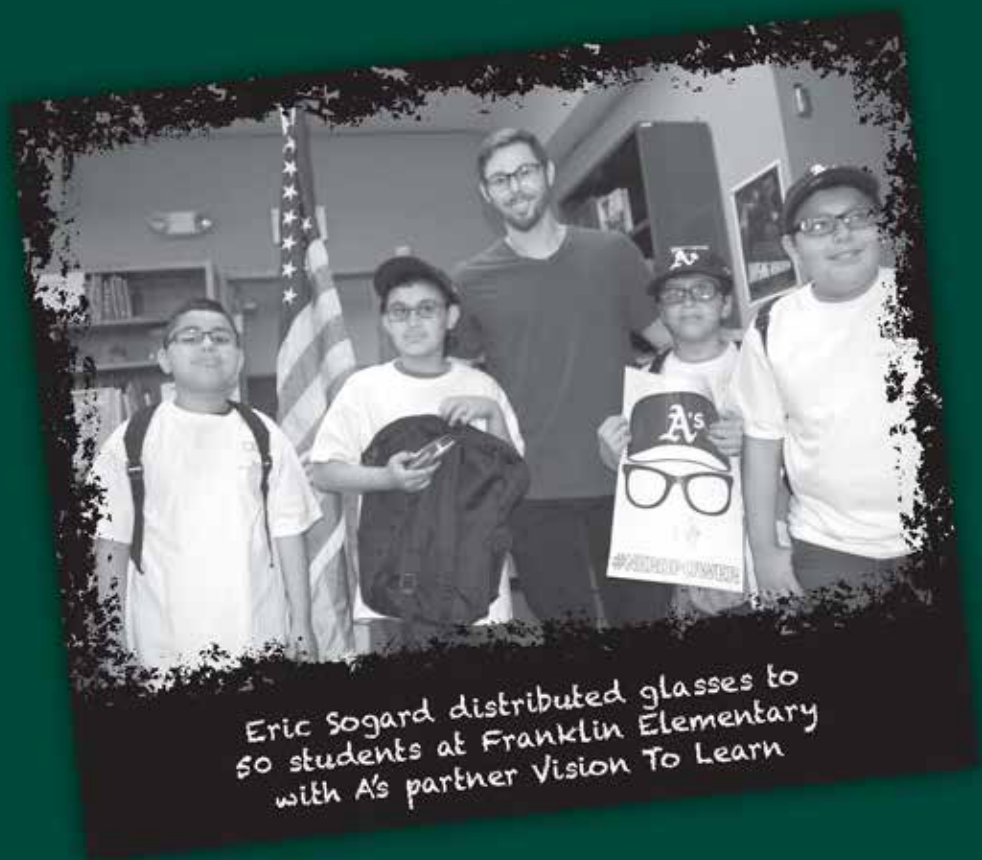
Born: Tucupita, Venezuela, June 3, 1992; **Home:** Tucupita, Venezuela

Bats: Right; **Throws:** Right; **Height:** 6-1; **Weight:** 210

Obtained: Signed as a non-drafted free agent, August 11, 2008

Signed by Julio Franco and Ruben Barradas.

Year	Club	AVG.	G	AB	R	H	2B	3B	HR	RBI	SH	SF	HP	BB	SO	SB	CS	SLG	OBP	E
2009	DSL A's (R)	.191	53	136	22	26	5	4	3	13	5	0	16	15	55	5	6	.353	.341	3
2010	DSL A's (R)	.233	10	30	6	7	0	1	0	2	1	0	2	4	7	3	0	.300	.361	0
2011	DSL A's (R)	.206	34	126	15	26	1	2	0	6	0	0	6	12	31	8	6	.246	.306	0
2012	DSL A's (R)	.230	42	161	25	37	9	2	3	17	1	0	7	14	40	11	5	.366	.319	3
2013	AZL A's (R)	.275	34	109	15	30	3	3	3	18	0	1	4	7	31	4	0	.440	.339	1
2014	AZL A's (R)	.228	28	101	10	23	4	2	0	7	1	3	2	7	30	5	1	.307	.283	2
Minor League Totals		.225	201	663	93	149	22	14	9	63	8	4	37	59	194	36	18	.341	.321	9



Eric Sogard distributed glasses to 50 students at Franklin Elementary with A's partner Vision To Learn

MISCELLANEOUS

O.CO COLISEUM



In addition to serving as the home for the Oakland Athletics and Oakland Raiders, the O.co Coliseum plays host to concerts, conventions and other large gatherings.

The A's have used the facility to their advantage over the years, posting a 772-524 (.596) home record over the last 16 seasons, which is the fourth best in the majors. In 2003, the A's set an Oakland record for home wins as they finished with a 57-24 (.704) record in the Coliseum, marking the most home wins in franchise history since 1931 when the Philadelphia Athletics went 60-15 at home. In addition, two of the A's World Championships have been clinched on the Coliseum's turf. The Coliseum's sight lines, fine weather and sizable staging areas have all contributed to its popularity among performers, promoters and the Bay Area public.

The facility is conveniently located adjacent to I-880 with two exits (Hegenberger Road/66th Avenue) leading directly to the complex. Along with the Oracle Arena, which is located adjacently, it is the only major entertainment facility with a dedicated stop on the Bay Area Rapid Transit (BART) system. The Oakland International Airport is less than a two-mile drive from the Coliseum with shuttle service to several local hotels and restaurants.

In October of 1995, the Coliseum began a one-year, \$120 million renovation project that added 22,000 new seats, 90 luxury suites, two private clubs and two state-of-the-art scoreboards.

As part of the team's new 10-year lease arrangement, an additional \$10 million has been added in improvements this season, including the installation of new High Definition Video boards.

The first crowd filled the Oakland-Alameda County Coliseum on Sept. 8, 1966, when the AFL's Oakland Raiders played the Kansas City Chiefs. The adjacent arena celebrated its grand opening on Nov. 9, 1966, when the Oakland Seals met the San Diego Gulls in hockey. In the ensuing 47 years, the facility has hosted every conceivable event in the entertainment industry. Audiences numbering nearly 100 million have made the Coliseum and Arena the premier entertainment facilities in Northern California.

When the Miami Marlins opened a new ballpark in 2012, the Coliseum became the only stadium in the country that houses both a MLB and NFL team.

O.CO COLISEUM QUICK FACTS

Location: Adjacent to 880 freeway between Hegenberger Road and 66th Avenue
Seating Capacities: 35,067 (baseball); 53,286 (football); 70,000 (concerts)
Parking Capacity: 8500 slots
Ground Breaking: April 15, 1964
First Event: Oakland Raiders vs. Kansas City Chiefs, Sept. 8, 1966
First Baseball Game: Oakland A's vs. Baltimore Orioles, Apr. 17, 1968
Complex Area: 120 acres
Surface: Natural Grass
Elevation: 22' below sea level

STADIUM DIMENSIONS

Left Field Line: 330 feet	Right Field Line: 330 feet
Straight Away Left Field: 367 feet	Straight Away Right Field: 367 feet
Left Center Field: 362	Right Center Field: 362 feet
Left Center Power Alley: 388 feet	Right Center Power Alley: 388 feet
Straight Away Center Field: 400 feet	
Height of Wall: 8 feet down the lines and to center field; 15 feet in the alleys	
Distance Between First and Third Base to Bullpen Mounds: 100 feet	
Distance Between First and Third Base to Middle of Dugouts: 75 feet	

COLISEUM ATTENDANCE RECORDS

YEARLY ATTENDANCE TOTALS

Year	Home Dates	Total Home Attendance	Home Average	Single Game High-Home	Road Dates	Total Road Attendance	Road Average
1968	78	837,466	10,737	47,233, Apr. 17 vs. Baltimore	68	960,210	14,121
1969	72	778,232	10,809	35,243, May 10 vs. New York	71	992,124	13,974
1970	77	778,355	10,109	48,758, June 6 vs. Detroit	73	971,568	13,309
1971	73	914,993	12,534	42,970, May 22 vs. Minnesota	70	1,222,741	17,468
1972	70	921,323	13,162	47,741, June 12 vs. Baltimore	71	1,115,553	15,712
1973	79	1,000,763	12,668	47,570, Sept. 10 vs. Kansas City	75	1,382,250	18,430
1974	76	845,693	11,128	47,570, July 8 vs. Cleveland	77	1,526,630	19,826
1975	77	1,075,518	13,968	46,378, Aug. 11 vs. Boston	72	1,436,383	19,950
1976	79	780,593	9,881	42,592, July 24 vs. Kansas City	74	1,392,109	18,812
1977	72	495,412	6,881	32,346, May 16 vs. New York	75	1,195,138	15,935
1978	72	526,999	7,319	36,463, June 5 vs. Boston	76	1,381,142	18,173
1979	77	306,763	3,984	19,538, July 6 vs. New York	80	1,393,196	17,415
1980	75	842,259	11,230	49,300, Aug. 25 vs. New York	78	1,572,926	20,166
1981	51	1,311,761	25,721	48,592, May 3 vs. New York	51	1,105,337	21,673
1982	78	1,735,489	22,250	48,348, Apr. 6 vs. California	78	1,709,054	21,911
1983	77	1,294,941	16,817	45,413, July 4 vs. Texas	76	1,557,202	20,490
1984	79	1,353,281	17,130	46,238, May 28 vs. Detroit	79	1,565,597	19,818
1985	77	1,334,599	17,332	46,770, July 4 vs. Toronto	80	1,666,480	20,831
1986	79	1,314,646	16,641	44,726, Apr. 8 vs. Minnesota	78	1,614,837	20,703
1987	80	1,678,921	20,987	46,120, Apr. 10 vs. California	81	1,930,731	23,836
1988	79	2,287,335	28,954	45,333, Apr. 4 vs. Seattle	80	2,251,515	28,144
1989	81	2,667,225	32,929	46,163, Apr. 3 vs. Seattle	80	2,283,228	28,540
1990	80	2,900,217	36,253	45,207, Apr. 9 vs. Minnesota	79	2,597,920	32,885
1991	81	2,713,493	33,500	44,595, June 9 vs. Boston	80	2,636,157	32,952
1992	81	2,494,160	30,792	44,078, Apr. 6 vs. Kansas City	81	2,438,292	30,102
1993	79	2,035,025	25,760	43,627, July 4 vs. New York	79	2,326,919	29,455
1994	56	1,242,692	22,191	44,501, Aug. 7 vs. Texas	58	1,799,360	31,023
1995	71	1,174,310	16,540	42,596, July 3 vs. Milwaukee	71	1,753,085	24,691
1996	80	1,148,380	14,355	36,129, July 5 vs. California	79	2,091,338	26,473
1997	79	1,264,218	16,003	50,792, Sept. 1 vs. San Francisco	80	2,362,054	29,526
1998	79	1,232,339	15,599	48,241, Aug. 1 vs. Cleveland	81	2,331,755	28,787
1999	81	1,434,610	17,711	51,263, July 17 vs. San Francisco	80	2,238,111	27,976
2000	81	1,728,886	21,344	54,268, July 8 vs. Arizona	80	2,466,594	30,832
2001	81	2,133,277	26,337	51,838, July 3 vs. Anaheim	80	2,266,814	28,335
2002	81	2,169,811	26,788	55,528, Sept. 4 vs. Kansas City	81	2,416,196	29,830
2003	81	2,216,596	27,365	55,601, July 5 vs. Anaheim	80	2,151,375	26,892
2004	81	2,201,516	27,179	55,989, June 26 vs. San Francisco	81	2,585,067	31,914
2005	81	2,109,118	26,038	47,385, August 13 vs. Minnesota	81	2,420,496	29,883
2006	81	1,976,625	24,403	35,077, nine times	80	2,575,336	32,192
2007	81	1,921,834	23,726	35,077, nine times	81	2,649,528	32,710
2008	81	1,665,256	20,559	44,735, March 26 vs. Boston*	79	2,365,526	29,943
2009	81	1,408,783	17,392	36,067, April 10 vs. Seattle	80	2,316,520	28,957
2010	81	1,418,391	17,511	35,067, twice	81	2,407,313	29,720
2011	80	1,476,791	18,460	36,067, four times	81	2,468,614	30,477
2012	81	1,679,013	20,729	44,227, March 28 vs. Seattle*	81	2,428,269	29,979
2013	81	1,809,302	22,337	36,067, five times	81	2,374,402	29,314
2014	80	2,003,628	25,045	36,067, 12 times	81	2,329,345	28,757
Totals	3638	70,640,870	19,417		3619	91,022,337	25,151
Yearly Average		1,502,997				1,936,645	

* Tokyo, Japan

O.CO COLISEUM GROUND RULES

Fly ball striking foul poles and/or screen above fence	Home Run
Ball sticking or going behind fence padding in right or left field	Two Bases
Ball going into bullpen bench and rebounding onto playing field	In Play
Ball remaining on or under bullpen bench	Two Bases
Ball hitting any portion of the fence or screen in back of home plate	In Play

Coliseum Attendance Records, continued

ALL-TIME OAKLAND ATTENDANCE RECORDS

Season	Total	5,498,137 (1990)
	Home	2,900,217 (1990)
	Road	2,649,528 (2007)
	Homestand	518,534 (July 12-26, 1990; 14 dates)
	Homestand Avg.	39,667 (Aug. 7-12, 2001; 238,000 in 6 dates)
	Road Trip	450,462 (June 14-27, 2002; 13 dates)
	Home vs. One Club	296,512 (Los Angeles, 2005; 10 dates)
	Road vs. One Club	443,347 (Texas, 2012; 10 dates)
	Home Sellouts	20 (1990)
	Consecutive Sellouts	5 (July 22-26, 1989; Baltimore 2 and California 3)
	Single Game	Home
Home, Regular Season		55,989 (San Francisco; June 26, 2004-N)
Road		62,038 (San Francisco; Oct. 27, 1989-N)
Road, Regular Season		61,696 (California; Aug. 11, 1989-N)
Day, Home		55,413 (San Francisco; June 22, 2003)
Day, Road		60,326 (California; Aug. 13, 1989)
Night, Home		55,989 (San Francisco; June 26, 2004-N)
Smallest, Home		653 (Seattle; Apr. 17, 1979-N)
Smallest, Road		1,201 (Baltimore; May 11, 1989-D)
Doubleheader	Home	48,592 (New York; May 3, 1981-D)
	Road	53,565 (Detroit; July 25, 1971-D)
	Twi-Night, Home	47,768 (New York; June 13, 1980)
	Twi-Night, Road	51,017 (Minnesota; July 28, 1990)
Season Opener	Home	53,498 (Detroit; Apr. 3, 2000-N)
	Home, Secondary	47,233 (Baltimore; Apr. 17, 1968-N)
	Road	52,012 (Milwaukee; Apr. 5, 1994-D)
	Road, Secondary	56,717 (New York; Apr. 10, 1998-D)
Three Date Series	Home	158,152 (San Francisco; June 25-27, 2004)
	Road	175,058 (California; Aug. 11-13, 1989)
Four Date Series	Home	162,410 (New York; July 18-21, 1991)
	Road	201,607 (Toronto; July 9-12, 1992)

TOP REGULAR SEASON CROWDS IN OAKLAND

Attend.	Opponent	Date	Day	W-L
55,989	San Francisco	June 26, 2004	Saturday-N	W
55,601	Anaheim	July 5, 2003	Saturday-N	L
55,528	Kansas City	Sept. 4, 2002	Wednesday-N	W
55,413	San Francisco	June 22, 2003	Sunday-D	W
54,513	New York	Apr. 24, 2002	Wednesday-N	L
54,268	Arizona	July 8, 2000	Saturday-N	W
54,123	San Francisco	June 30, 2002	Sunday-D	W
53,974	San Francisco	June 27, 2004	Sunday-D	L
53,802	Kansas City	July 5, 2002	Friday-N	W
53,501	San Francisco	June 29, 2002	Saturday-D	L

LARGEST COLISEUM BASEBALL CROWDS

Attend.	Opponent	Date	Day	W-L
55,989	San Francisco	June 26, 2004	—	W
55,861	New York	Oct. 13, 2001	ALDS, Game 3	L
55,601	Anaheim	July 5, 2003	Fireworks	L
55,528	Kansas City	Sept. 4, 2002	AL Record 20th straight win	W
55,413	San Francisco	June 22, 2003	—	W
54,513	New York	Apr. 24, 2002	—	L
54,268	Arizona	July 8, 2000	Fireworks	W
54,123	San Francisco	June 30, 2002	—	W
53,974	San Francisco	June 27, 2004	—	L
53,802	Kansas City	July 5, 2002	Fireworks	W

TOP REGULAR SEASON CROWDS ON THE ROAD

Attend.	Opponent	Date	Day	W-L
61,696	California	Aug. 11, 1989	Friday-N	W
60,326	California	Aug. 13, 1989	Sunday-D	L
58,963	California	Apr. 24, 1982	Saturday-N	L
56,717	New York	Apr. 10, 1998	Friday-D	L
56,710	New York	Apr. 11, 1997	Friday-D	W
56,535	Seattle	Sept. 20, 1996	Friday-N	L
56,103	Seattle	Sept. 21, 1996	Saturday-N	L
55,927	Seattle	Sept. 28, 1997	Sunday-D	W
55,588	Seattle	Sept. 26, 1997	Friday-N	W
55,034	New York	May 30, 1987	Sunday-D	L

LARGEST CROWDS ON THE ROAD

Attend.	Opponent	Date	Day	W-L
62,038	San Francisco	Oct. 27, 1989	World Series, Game 3	W
62,032	San Francisco	Oct. 28, 1989	World Series, Game 4	W
61,696	California	Aug. 11, 1989	—	W
60,326	California	Aug. 13, 1989	—	L
58,963	California	Apr. 24, 1982	—	L
56,915	New York	Oct. 7, 2000	ALDS, Game 4	W
56,717	New York	Apr. 10, 1998	—	W
56,710	New York	Apr. 11, 1997	—	L
56,697	New York	Oct. 10, 2001	ALDS, Game 1	W
56,684	New York	Oct. 11, 2001	ALDS, Game 2	W

TOP REGULAR SEASON CROWDS VS. CLUBS

Club	Attendance	Date
Arizona	54,268	July 8, 2000
Atlanta	35,618	June 11, 2003
Baltimore	47,741	June 12, 1972
Boston	50,863	Aug. 8, 2001
Chicago	45,712	July 2, 2005
Chicago (NL)	35,067	July 3, 2013
Cincinnati	29,601	June 9, 2004
Cleveland	48,241	Aug. 1, 1998
Colorado	25,333	June 15, 1997
Detroit	53,498	Apr. 3, 2000
Florida	22,461	June 22, 2008
Houston	35,065	June 9, 2002
Kansas City	55,528	Sept. 4, 2002
Los Angeles	55,601	July 5, 2003
Los Angeles (NL)	35,163	July 14, 2001

Club	Attendance	Date
Milwaukee	45,398	Apr. 3, 1984
Minnesota	47,385	Aug. 13, 2005
New York	54,513	Apr. 24, 2002
New York (NL)	27,598	June 15, 2005
Philadelphia	35,067	Sept. 19, 2014
Pittsburgh	34,328	June 13, 2004
San Diego	40,374	July 2, 1998
San Francisco	55,989	June 26, 2004
Seattle	46,786	Apr. 17, 1981
St. Louis	35,077	June 17, 2007
Tampa Bay	48,089	August 28, 2004
Texas	45,606	Oct. 1, 2000
Toronto	46,770	July 4, 1985
Washington	36,067	May 10, 2014

TOP REGULAR SEASON CROWDS BY BALLPARK

Club	Ballpark	Att.	Date
Arizona	Chase Field	36,976	July 7, 2001
Atlanta	Turner Field	40,760	Aug. 16, 2014
Baltimore	Camden Yards	48,271	April 4, 2005
Boston	Fenway Park	38,294	July 6, 2009
Chicago	US Cellular Field	42,483	June 6, 1992
Chicago (NL)	Wrigley Field	40,145	June 20, 2004
Cincinnati	Great American	34,640	Aug. 6, 2013
Cleveland	Progressive Field	43,276	Aug. 24, 2000
Colorado	Coors Field	48,308	Aug. 30, 1997
Detroit	Comerica Park	42,477	June 30, 2014
Houston	Minute Maid Park	42,024	June 14, 2007
Kansas City	Kauffman Stadium	41,329	Sept. 21, 1980
Los Angeles	Angel Stadium	61,696	Aug. 11, 1989
Los Angeles (NL)	Dodger Stadium	51,392	Aug. 28, 1997
Miami	Marlins Park	21,917	June 29, 2014

Club	Ballpark	Att.	Date
Milwaukee	Miller Park	25,912	June 5, 2013
Minnesota	Target Field	40,847	Sept. 18, 2010
New York	Yankee Stadium	47,343	Aug. 23, 2011
New York (NL)	Citi Field	38,813	June 22, 2011
Philadelphia	Citizens Bank	45,863	June 26, 2011
Pittsburgh	PNC Park	30,549	June 19, 2002
San Diego	Petco Park	39,874	June 28, 2006
San Francisco	AT&T Park	43,069	May 21, 2005
Seattle	Safeco Field	46,026	April 13, 2012
St. Louis	Busch Stadium	43,682	June 19, 2010
Tampa Bay	Tropicana Field	35,325	July 26, 1998
Texas	Rangers Ballpark	50,708	July 31, 2004
Toronto	Rogers Centre	50,529	Sept. 8, 1993
Washington	Nationals Park	—	—

COLISEUM RAINOUTS & SHORTENED GAMES

RAINOUTS AT O.CO COLISEUM

1972 Sept. 25 vs. Minnesota	1982 Apr. 10 vs. Seattle	1993 Apr. 23 vs. Cleveland	2014 Mar. 29 vs. San Fran.*
Sept. 26 vs. Minnesota	1983 Apr. 23 vs. Boston	May 27 vs. Minnesota	Apr. 1 vs. Cleveland
Oct. 17 vs. Cincinnati	Apr. 30 vs. Detroit	1996 May 15 vs. Baltimore	Apr. 4 vs. Seattle
1978 April 15 vs. California	Sept. 30 vs. Chicago	1997 Aug. 19 vs. Boston	
Apr. 24 vs. Minnesota	1988 May 6 vs. Cleveland	1998 Apr. 3 vs. New York	*indicates Spring Training
1979 Apr. 26 vs. New York	1990 May 27 vs. Cleveland	May 5 vs. Detroit	

SHORTENED GAMES IN OAKLAND

1968 vs. Detroit, May 24 (called after 7 innings tied at 2-2)
1971 vs. Kansas City, Apr. 9 (called after top of the 6th; A's won 5-0)
1999 vs. New York, Apr. 5 (called after 8 innings; A's won 5-3)
2002 vs. Seattle, Apr. 16 (called after top of the 7th; A's lost 6-2)
2005 vs. Texas, May 4 (called after top of the 9th; A's lost 16-7)
2012 vs. Kansas City, April 10 (called with two outs in top of 8th; A's lost 3-0)

O.CO COLISEUM BATTING PRACTICE SCHEDULE

	12:35 Game Time	1:05 Game Time	6:05 Game Time	7:05 Game Time
A's Hit	Until 11:00	Until 11:30	Until 4:30	Until 5:30
Visitors Hit	11:00 – 11:40	11:30 – 12:10	4:30-5:10	5:30 – 6:10
A's Infield	11:40 – 11:50	12:10 – 12:20	5:10-5:20	6:10 – 6:20
Visitors Infield	11:50 – 12:00	12:20 – 12:30	5:20-5:30	6:20 – 6:30

MEDIA INFORMATION AND POLICIES

WORKING PRESS CREDENTIALS: Credentials will be issued only to legitimate media. Season credentials will be issued to those news agencies that cover the Athletics on a daily basis. Requests for daily credentials must be submitted by the affiliation's editor, producer or director on Major League Baseball's online site <https://credentials.mlb.com> 72 hours in advance. All credentials are non-transferable. All members of the media must be on assignment. No freelance journalists will be credentialed. Please submit all credential requests to Debbie Gallas, media services manager.

PHOTO CREDENTIALS: Photo passes will be issued to photographers on assignment from legitimate news gathering organizations and representatives licensed by Major League Baseball. The Oakland A's will not issue credentials to freelance photographers. Priority in all photo areas will be granted to news organizations on deadline and those holding season credentials. All photographs taken are to be used for news-gathering purposes or officially licensed products. Any other use of photographs will be considered a violation of existing trademark and copyright restrictions.

ON-LINE CREDENTIALING POLICY: Media credentials for on-line media services will be granted only to those agencies licensed by Major League Baseball (MLBAM, News Digital Media and ESPN Internet Ventures) to provide "real-time" accounts and descriptions of A's home games; or to those on-line services that are part of a national newsgathering agency; reach a broad audience; produce original content; have an established record of producing original content; and employ full-time journalists. This policy is encouraged by Major League Baseball and allows the Oakland Athletics to maintain quality control in the press box and clubhouses.

ROVING CAMERAS: Television cameras are prohibited from roving in the stands at all times. For the comfort of fans, interviews are to be conducted on the concourse and not in the stands while the game is in progress.

PRESS WILL CALL: Starting three-and-a-half hours before game time, credentials may be picked up at Press Will Call located on the Plaza Level between the Stadium and the Arena. Prior to that, credentials may be picked at the Ticket Services Office located in the Coliseum across the plaza from the A's executive offices.

CLUBHOUSES: The Athletics clubhouse is located on the third base side and the visitors' is located on the first base side. Access can be obtained by taking the press elevator to FL-lockers or through the door on the right near the end of the hall after you enter through the North Press Gate. Only credentialed media with clubhouse access will be admitted. TV cameras and photographers are not allowed in the clubhouse prior to the game and only TV cameras are permitted in the clubhouse following the game (no still photographers). The A's clubhouse is open to the media three-and-a-half hours prior to the game and then will close when the A's take the field for batting practice. The clubhouse will open no earlier than five minutes or no later than 10 minutes following the game. At times, certain additional restrictions may be imposed. **Please do not lounge in the clubhouse at any time.** The break area, the trainer's room and the umpire's dressing room are off limits to the media. If a comment or interpretation from the umpire crew chief is needed, a pool reporter may be assigned.

FIELD ACCESS: Only credentialed media with field access will be allowed onto the field. All media must clear the field immediately following batting practice. Only newspaper and magazine photographers will be allowed on the field level during the game.

POST-GAME PROCEDURES: Manager Bob Melvin will be available to the media in the media interview room immediately after the conclusion of the game. Please ask any questions of the manager related to the game during this post-game session. Also, please be respectful of those members of the media who are on deadline when directing questions to the manager and players. **Once again, please do not lounge in the clubhouse or attempt to conduct full-length interviews after a game.**

LIVE TRANSMISSIONS: Non-rightsholders are permitted to transmit live reports from O.co Coliseum prior to and after every game. Live television shots by non-rightsholders are prohibited while the rightsholder is on the air and the game is in progress. Radio stations and assigned correspondents for out-of-town reports are allowed to give inning or half-inning updates. Reports must be confined to between-innings only, limited to 60 seconds in length, and limited to six per game. A violation of these Major League Baseball guidelines may result in the revocation of credentials.

CELLULAR PHONES: The use of cellular phones for radio interviews is prohibited on the field or in the clubhouse. All phone interviews must be arranged through the Athletics Public Relations Department.

FLIP CAMS: No flip cams are allowed in the A's clubhouse.

SCOUTS: Major League scouts are not allowed to scout from the press box during the game. However, scouts are welcomed in the press box prior to first pitch to pick up game information.

PRESS BOX: The press box and all broadcast positions are located on the loge level. Access is by the press elevator only. The first base side of the press box is reserved for print media while the third base side is reserved for electronic media. The press box is a working area. Cheering and loud conversation will not be permitted. The Oakland A's prohibit any person under the age of 18 from entering the press box on game days without prior approval from the A's public relations department. **Guests are not allowed in the press box without prior approval from the A's Public Relations Department.**

PRESS LOUNGE: The press lounge is located behind Section 117 (level one from the press elevator). It opens two hours prior to the game and closes at game time. The charge is \$10.00 and meal tickets are available for purchase in the lounge. Media members must be properly credentialed for admittance into the dining room.

PUBLIC RELATIONS OFFICE: The Oakland Athletics Public Relations Office is located within the team's executive offices on the east side of the Coliseum Arena. The offices are located directly across the plaza from the Ticket Services Office.

PRESS BOX SERVICES: Game notes, statistics, starting lineups and other pertinent news releases from both teams are available on the first base side of the press box for working press and scouts only. Post-game notes and the game's box score will be available shortly after the conclusion of the game. Information guides for all clubs are available upon request from a member of the A's public relations staff in the press box. All information is also available on-line at <http://pressbox.athletics.com>.

A'S MEDIA ALERTS: The A's Public Relations Department features a media-only Twitter account to provide as up-to-date information as possible. For clubhouse hours, interview times and various media alerts, please follow @AsMediaAlerts. Player transactions and other relevant game information will continue to be posted at @Athletics.

AUTOGRAPH POLICY: Credentialed members of the media are prohibited from requesting autographs or equipment on the playing field, in the dugout or in the clubhouses. Any violation of this policy will result in immediate revocation of the credential and bar future use.

TELEPHONES, WIFI SERVICE: Phone lines in the main press box may be ordered by calling Doug Tsang of AT&T at (510) 334-4175. Additionally, complimentary WiFi service is available in the press box.

TICKETS: All requests for media complimentary tickets must be made to Debbie Gallas at least 48 hours prior to game time. When available, tickets may be picked up at Press Will Call. There is a limit of two tickets per game.

OAKLAND ATHLETICS PUBLIC RELATIONS DEPARTMENT



Mike Selleck



Debbie Gallas



Adam Loberstein



Zak Basch

Public Relations Staff

Mike Selleck, Baseball Information Manager
Debbie Gallas, Media Services Manager
Adam Loberstein, Player and Media Relations Manager
Zak Basch, Media Relations and Broadcasting Coordinator

Direct Phone

(510) 563-2233
563-2207
563-2248
563-2236

E-Mail Address

mselleck@athletics.com
dgallas@athletics.com
aloberstein@athletics.com
zbasch@athletics.com

7000 Coliseum Way • Oakland, CA 94621
(510) 638-4900 • FAX: (510) 568-3770
Virtual Press Box: pressbox.athletics.com
Website: athletics.com

ATHLETICS ON THE AIR

KEN KORACH

Radio Play-by-Play

The 2014 season marks Ken Korach's 24th year in the American League, his 20th season with the A's, and his 10th as the team's lead radio announcer.

In the long history of the A's in Oakland, only the legendary Bill King has spent more years doing radio play-by-play for the team.

In what he described as a labor of love, Korach authored his first book last year about his former booth mate. Entitled "Holy Toledo – Lessons from Bill King: Renaissance Man of the Mic," he interviewed dozens of King's closest friends and professional peers in a 267-page book that was the No. 1 best selling baseball book on Amazon for more than a month and a best seller at many Bay Area bookstores.

Korach, who was named 2013 California Sportscaster of the Year by the National Sportscasters and Sportswriters Association, began his baseball career in 1981 when he worked the first of two seasons with the Redwood Pioneers of the California League. He also spent five full seasons broadcasting in the Pacific Coast League, in 1986-87 for Phoenix and 1989-1991 for Las Vegas.

Korach was hired by the Chicago White Sox in 1992 and he spent four years with the Sox, working mostly weekend games.

Korach began his broadcasting career at KTOB Radio in Petaluma in 1980, and he was hired as a sports anchor and voice of San Jose State football by KCBS Radio in San Francisco in 1985. He spent 22 seasons broadcasting college basketball and 14 seasons broadcasting college football for Sonoma State University, San Jose State and UNLV, where he spent 12 seasons as the voice of the Runnin' Rebels on radio and television.

Korach was inducted into the Nevada Broadcasters Hall of Fame in 2003, was the 2001 Nevada Sportscaster of the Year, and his 1986 KCBS broadcast of the San Jose State-Fresno State football game was voted the top play-by-play performance that year for California and Nevada by the Associated Press Radio and Television Association.

Korach's national work includes broadcasting selected major league games for ESPN Radio in 2009 and several bowl games, including the Peach, Las Vegas and Senior Bowls.

Korach's charitable work includes the establishment of Ken Korach's A's Winning for the Community, which raised over \$50,000 for the high school baseball programs in Oakland, including Ken's personal donation of \$15,000. Korach was honored with a proclamation by the Oakland School Board in 2009, and he currently serves on the advisory board for the Oakland Tech High School Field of Dreams.

Ken is a graduate of UC Santa Barbara and lives in Henderson, Nev. in the off-season with his daughter, Emilee, and wife Denise.



VINCE COTRONEO

Radio Play-by-Play

Vince Cotroneo begins his 10th season in the A's radio booth, where he again will work with broadcast partners Ken Korach and Ray Fosse in continuing the team's tradition of broadcasting excellence.

Prior to joining the A's, Cotroneo spent six seasons (1998-2003) as an announcer on the Texas Rangers broadcasts, where he partnered with Eric Nadel on the Rangers Radio Network. He also worked a handful of games on the television side during the 2002 season. Cotroneo joined the Rangers broadcast team in 1998 after spending seven seasons (1990-96) with the Houston Astros.

A 26-year broadcasting veteran, Cotroneo began his career with the Single-A Lynchburg Mets in 1984. He spent the next three seasons with the Double-A El Paso Diablos in the Milwaukee system before moving onto the Triple-A Iowa Cubs for the 1988 season. In his only season with Iowa, he was selected as the National Association's Minor League Announcer of the Year. Cotroneo joined the Astros organization the following season and was the radio voice of the Tucson Toros for two seasons (1989-90) before landing his first Major League job with the Astros in 1991.

A 1983 graduate of the University of Central Florida, Cotroneo and his wife, Veronica, have three children, Dominic, Olivia and Sophia.



RAY FOSSE

Radio and Television Analyst

Ray Fosse, former two-time major league all-star catcher and Emmy Award-winning broadcaster, celebrates his 30th consecutive season on radio and his 27th season in the television booth as the A's game analyst.

Fosse, a 12-year major league veteran, played for the Cleveland Indians, Oakland A's, Seattle Mariners and Milwaukee Brewers, compiling a .256 batting average with 61 home runs. A native of Marion, Ill., Fosse attended Southern Illinois University, and was Cleveland's No. 1 draft pick in 1965. He made his major league debut with the Tribe in 1967 and spent the next six seasons in Cleveland. Fosse enjoyed his most productive season in 1970 when he batted .307 with a career-high 18 home runs and 61 RBI. He was named the American League All-Star catcher, received the Rawlings Gold Glove as the best defensive catcher in the American League, and was voted Co-Man of the Year with Sam McDowell that season.

In 1971, Fosse was named starting catcher for the American League All-Star Team and received his second Rawlings Gold Glove. He was traded to the Oakland A's in 1973, and played for the 1973 and 1974 World Champions in Oakland. In 2002, Fosse was voted one of the 100 greatest players in Cleveland Indians' history.

Ray and his wife, Carol, were married April 4, 1970, and have two married daughters and two grandsons. Ray and Carol reside in California and Arizona, where they are active in several charitable organizations.



GLEN KUIPER

Television Play-by-Play

Glen Kuiper begins his 12th season in the A's television booth as the club's lead play-by-play voice.

Kuiper has covered the Bay Area baseball scene for Comcast SportsNet since 1992, serving as pre-game host and fill-in play-by-play announcer for both A's and Giants telecasts. He has also worked on Comcast SportsNet's Golden State Warrior and San Jose Sharks telecasts, along with numerous collegiate assignments. He has also handled sideline reporting duties for select National Football League games on Fox. Kuiper has won seven Northern California Emmy Awards for his coverage of Bay Area sports teams.

Glen is the youngest brother in a talented broadcasting family. His oldest brother, Duane, is a long-time member of the San Francisco Giants announcing team while older brother, Jeff, produces the Giants Comcast SportsNet Bay Area telecasts.

Kuiper graduated from San Francisco State University with a bachelor's degree in broadcasting. He also attended the University of New Orleans and spent three years in the minor leagues. A native of Racine, Wis., Kuiper resides in Danville, Calif. with his wife, Amanda and two children, Jack and Annette.



ERIC CHAVEZ


Television Analyst

Eric Chavez enters his first season as an A's television analyst after a 17-year career in the Major Leagues.

Chavez was Oakland's first round draft pick in 1996 and made his big league debut with the A's in 1998. He batted .267 with 230 home runs and 787 RBI in 1320 games over 13 seasons with Oakland. Chavez won six consecutive American League Gold Gloves at third base from 2001-06 and his 1,233 games played at third are second only in Oakland history to Sal Bando.

Chavez left the A's after the 2010 season and spent two seasons with the New York Yankees (2011-12) and Arizona Diamondbacks (2013-14) before retiring following the 2014 season. He played 1,615 games in his career while batting .268 with 260 home runs and 902 RBI.

A native of San Diego, Calif., Chavez resides in Scottsdale, Ariz., with his wife, Alexandra, and three children, Diego, Dolce and Cruz.



AMAURY PI-GONZÁLEZ



Radio Play-by-Play (Spanish)

Amaury Pi-González, a pioneer in establishing Spanish baseball radio play-by-play in the Bay Area, serves as the “Voice of the A’s” for all Spanish broadcasts. This will be his 22nd season doing A’s broadcasts, having filled that role from 1978-93, 2009-10 and again the past three seasons.

Well-known and respected in both English and Spanish media circles, Pi-González enters his 38th season in Major League Baseball in 2015. He began his career in 1977 with the Athletics, and has also broadcast for the San Francisco Giants, Seattle Mariners and Los Angeles Angels. For a fourth straight year, he will also do selected games for the Angels on Fox Sports Network West in Southern California. Amaury also produces and hosts “Béisbol en la Bahía” for KIQI 1010 AM.

During his tenure, Pi-González has called the 1986 World Series for CBS Hispanic Network, the 1988, 1989 and 1990 Series for the A’s, and the 2002 Series for the Giants. The Fremont, Calif. resident previously served five years as sports anchor for Telemundo TV48 in San Jose and was the Spanish voice for the NBA’s Golden State Warriors (1992-98) and Los Angeles Clippers. In addition, he was the English voice for the Caribbean World Series for Fox Sports International in 2001 and 2002.

Born in Cuba, Amaury was inducted into the Cuban Sports Hall of Fame in 2004 and into the Hispanic Heritage Baseball Museum in 2004. Since 2002, he has been nominated each year for the prestigious Ford C. Frick Broadcasters Award in Baseball’s Hall of Fame in Cooperstown, N.Y. He was inducted into the Bay Area Radio Hall of Fame in 2009.

MANOLO HERNÁNDEZ-DOUEN



Radio Analyst (Spanish)

Manolo Hernández-Douen is in his seventh season as the Athletics analyst and play-by-play announcer for Spanish broadcasts. He has over 44 years of experience in journalism, and has covered a variety of sports during that span.

A graduate of Universidad Católica Andrés Bello in his native Caracas, Hernández-Douen has covered the Olympic and Pan American Games, world championship boxing matches and winter league baseball, including the Caribbean Series. He was Venezuela’s Sportswriter of the Year in 1979 and for five seasons was the basketball radio analyst for the Caracas Liga Especial de Baloncesto team.

Since moving to California in 1982, he has covered the NBA and Major League Baseball for several of the highest circulation Spanish newspapers in the United States including *La Opinión* in Los Angeles.

Most recently, he was the Sports Editor for *El Nuevo Herald* in Miami from 2000 to 2007, and since the 2008 season, he has covered feature stories as a freelance writer for *lasmayores.com* (MLB in Spanish) and *beisbolporgotas.com*.

A proud father of two, Franklin and Cristina, and Kayla’s grandfather, Manolo resides in San Leandro.

2015 A’S RADIO NETWORK

Station	On Dial	City	Station	On Dial	City	Station	On Dial	City
KGMZ	95.7 FM	SF/Oakland	KRKC	1490 AM/	King City	KVON	1440 AM	Napa
KAHI	950 AM	Auburn		104.9 FM		KBLF	1490 AM	Red Bluff
KPOD	1240 AM	Crescent City	KXBX	1270 AM	Lakeport	KNRO	1670 AM	Redding
KATA	1340 AM	Eureka	KMYC	1410 AM	Marysville	KHTK	1140 AM	Sacramento
KFTP	790 AM	Fresno	KESP	970 AM	Modesto			

A'S TELEVISION AND RADIO

COMCAST SPORTSNET CALIFORNIA: The Oakland Athletics entered into a long-term agreement with Comcast SportsNet California in 2009. Over 145 A's games are televised exclusively on the Northern California cable outlet with Glen Kuiper and Ray Fosse calling the action in High Definition. CSNCA will also produce a pre- and post-game show for every telecast.

95.7 FM THE GAME: 95.7 FM The Game is in its fifth season as flagship of the A's Radio Network. 95.7 FM, a San Francisco-based station featuring a daily sports talk format, will broadcast all 162 regular season games plus selected Spring Training games. The station also features special programming with A's baseball personnel.

KIQI 1010 AM/KATD 990 AM/KWRU 1300 AM: Serving as the Spanish language home of Oakland A's baseball, KIQI (1010 AM, San Francisco), KATD (990 AM, Pittsburg), KEJY (790 AM, Eureka) and KWRU (1300 AM, Fresno) will broadcast 70 weeknight and weekend home games from the Coliseum this season. The games will be simulcast on all four stations, with full coverage in the Bay Area and a signal that will reach as far north as Eureka and south to Fresno.

ATHLETICS BROADCAST HISTORY

1938 WIBG: By Saam	1968 KNBR: Monte Moore, Al Helfer KBHK-TV: Monte Moore, Al Helfer	1979 KKIS: Red Rush, Hal Ramey KPIX-TV: Monte Moore, Wayne Walker
1939 WIBG: By Saam		
1940 WIBG: By Saam, Claude Haring	1969 KNBR: Monte Moore, Al Helfer KBHK-TV: Monte Moore, Al Helfer	1980 KDIA: Red Rush, Dom Valentino, Ted Robinson KPIX-TV: Monte Moore, Wayne Walker
1941 WIBG: By Saam, Claude Haring		
1942 WIBG: By Saam, Claude Haring	1970 KNBR: Monte Moore, Harry Caray KBHK-TV: Monte Moore, Harry Caray	1981 KSFO: Bill King, Lon Simmons, Wayne Hagin KPIX-TV: Bill King, Wayne Walker
1943 WIBG: By Saam, Claude Haring		
1944 WIBG: By Saam, Claude Haring	1971 KEEN: Monte Moore, Bob Elson, Red Rush KBHK-TV: Monte Moore, Bob Elson	1982 KSFO: Bill King, Lon Simmons, Wayne Hagin KCRA-TV: Bill King, Lon Simmons, Harmon Killebrew
1945 WIBG: By Saam, Claude Haring		
1946 WIBG: By Saam, Claude Haring	1972 KEEN: Monte Moore, Jim Woods, Jim Piersall KBHK-TV: Monte Moore, Jim Woods	1983 KSFO: Bill King, Lon Simmons, Wayne Hagin KBHK-TV: Bill King, Lon Simmons, Bill Rigney
1947 WIBG: By Saam, Claude Haring		
1948 WIBG: By Saam, Claude Haring	1973 KEEN: Monte Moore, Jim Woods KTVU-TV: Monte Moore, Jim Woods	1984 KSFO: Bill King, Lon Simmons, Wayne Hagin KBHK-TV: Bill King, Lon Simmons, Bill Rigney
1949 WIBG: By Saam, Claude Haring		
1950 WIBG: By Saam, Claude Haring	1974 KEEN: Monte Moore, Jon Miller, Bill Rigney KTVU-TV: Monte Moore, Jon Miller	1985 KSFO: Bill King, Lon Simmons, Wayne Hagin KPIX-TV: Bill King, Lon Simmons, Ted Robinson
1951 WIBG: By Saam, Claude Haring		
1952 WIBG: By Saam, Claude Haring	1975 KEEN: Monte Moore, Bob Waller KPIX-TV: Monte Moore, Bob Waller	1986 KSFO: Bill King, Lon Simmons, Ray Fosse KPIX-TV: Bill King, Lon Simmons, Ted Robinson
1953 WIBG: By Saam, Claude Haring		
1954 WIBG: By Saam, Claude Haring	1976 KNBR: Monte Moore, Bob Waller KPIX-TV: Monte Moore, Wayne Walker	1987 KSFO: Bill King, Lon Simmons, Ray Fosse KPIX-TV: Bill King, Lon Simmons, Ted Robinson
1955 WDAF: Merle Harmon, Larry Ray		
1956 WDAF: Merle Harmon, Larry Ray	1977 KNBR: Monte Moore, Bob Waller KPIX-TV: Monte Moore, Wayne Walker	1988 KSFO: Bill King, Lon Simmons, Ray Fosse KPIX-TV: Monte Moore, John Shrader, Ray Fosse
1957 WDAF: Merle Harmon, Ed Edwards		
1958 WDAF: Merle Harmon, Ed Edwards, Bill Grigsby	1978 KNEW: Bud Foster, Jim Peterson, Curt Flood KPIX-TV: Monte Moore, Wayne Walker, Curt Flood	
1959 WDAF: Merle Harmon, Bill Grigsby		
1960 WDAF: Merle Harmon, Bill Grigsby		
1961 WDAF: Merle Harmon, Bill Grigsby		
1962 KCMO: Monte Moore, Bruce Rice		
1963 KCMO: Monte Moore, George Bryson		
1964 KCMO: Monte Moore, George Bryson		
1965 KCMO: Monte Moore, Red Rush		
1966 KCMO: Monte Moore, Lynn Faris		
1967 KCMO: Monte Moore, Lynn Faris		

Athletics Broadcast History, continued

<p>1989 KSFO: Bill King, Lon Simmons, Ray Fosse KPIX-TV, KICU-TV: Monte Moore, John Shrader, Ray Fosse</p> <p>1990 KSFO: Bill King, Lon Simmons, Ray Fosse KPIX-TV, KICU-TV, SportsChannel: Monte Moore, Ray Fosse</p> <p>1991 KSFO: Bill King, Lon Simmons, Ray Fosse KPIX-TV, KICU-TV, SportsChannel: Monte Moore, Ray Fosse, Greg Papa, Reggie Jackson, Bill Rigney</p> <p>1992 KSFO: Bill King, Lon Simmons, Ray Fosse KPIX-TV, KICU-TV, SportsChannel: Monte Moore, Ray Fosse, Greg Papa, Reggie Jackson, Bill Rigney</p> <p>1993 KNEW: Bill King, Lon Simmons, Ray Fosse KRON-TV, SportsChannel: Greg Papa, Dick Stockton, Ray Fosse</p> <p>1994 KFRC: Bill King, Lon Simmons, Ray Fosse KRON-TV, SportsChannel: Greg Papa, Dick Stockton, Ray Fosse</p> <p>1995 KFRC: Bill King, Lon Simmons, Ray Fosse KRON-TV, SportsChannel: Greg Papa, Dick Stockton, Ray Fosse</p> <p>1996 KFRC: Bill King, Ken Korach, Ray Fosse KRON-TV, Sports Channel: Greg Papa, Ken Wilson, Ray Fosse</p> <p>1997 KFRC: Bill King, Ken Korach, Ray Fosse KRON-TV, SportsChannel: Greg Papa, Ken Wilson, Ray Fosse</p>	<p>1998 KFRC: Bill King, Ken Korach, Ray Fosse KRON-TV, Fox Sports Bay Area: Greg Papa, Ken Wilson, Ray Fosse</p> <p>1999 KABL: Bill King, Ken Korach, Ray Fosse KICU-TV, Fox Sports Bay Area: Greg Papa, Ray Fosse</p> <p>2000 KABL: Bill King, Ken Korach, Ray Fosse KICU-TV, Fox Sports Bay Area: Greg Papa, Ray Fosse</p> <p>2001 KABL: Bill King, Ken Korach, Ray Fosse KICU-TV, Fox Sports Bay Area: Greg Papa, Ray Fosse</p> <p>2002 KFRC: Bill King, Ken Korach, Ray Fosse KICU TV, Fox Sports Bay Area: Greg Papa, Ray Fosse</p> <p>2003 KFRC: Bill King, Ken Korach, Ray Fosse KICU-TV, Fox Sports Bay Area: Greg Papa, Ray Fosse</p> <p>2004 KFRC: Bill King, Ken Korach, Ray Fosse KICU-TV, Fox Sports Bay Area: Hank Greenwald, Ray Fosse, Glen Kuiper, Tim Roye</p> <p>2005 KFRC: Bill King, Ken Korach, Ray Fosse KICU-TV, Fox Sports Bay Area: Hank Greenwald, Ray Fosse, Glen Kuiper, Tim Roye</p> <p>2006 KYCY: Ken Korach, Vince Cotroneo, Ray Fosse KICU-TV, Fox Sports Bay Area: Glen Kuiper, Ray Fosse, Tim Roye</p> <p>2007 KFRC/KYCY: Ken Korach, Vince Cotroneo, Ray Fosse KICU-TV, Fox Sports Bay Area: Glen Kuiper, Ray Fosse</p>	<p>2008 KFRC/KYCY: Ken Korach, Vince Cotroneo, Ray Fosse KICU-TV, Comcast SportsNet Bay Area: Glen Kuiper, Ray Fosse</p> <p>2009 KTRB: Ken Korach, Vince Cotroneo, Ray Fosse Comcast SportsNet California: Glen Kuiper, Ray Fosse</p> <p>2010 KTRB: Ken Korach, Vince Cotroneo, Ray Fosse Comcast SportsNet California: Glen Kuiper, Ray Fosse</p> <p>2011 95.7 FM THE GAME: Ken Korach, Vince Cotroneo Comcast SportsNet California: Glen Kuiper, Ray Fosse</p> <p>2012 95.7 FM THE GAME: Ken Korach, Vince Cotroneo, Ray Fosse Comcast SportsNet California: Glen Kuiper, Ray Fosse, Scott Hatteberg</p> <p>2013 95.7 FM THE GAME: Ken Korach, Vince Cotroneo, Ray Fosse Comcast SportsNet California: Glen Kuiper, Ray Fosse, Scott Hatteberg</p> <p>2014 95.7 FM THE GAME: Ken Korach, Vince Cotroneo, Ray Fosse Comcast SportsNet California: Glen Kuiper, Ray Fosse, Shooty Babitt</p>
--	--	---

OAKLAND ATHLETICS DOUBLEHEADERS

Team	Home	Road	Totals	Last Doubleheader	Result
	W-L-S	W-L-S	W-L-S		
Baltimore	5-1-0	3-3-6	8-4-6	September 23, 1999 at Baltimore	W, 9-6; L, 4-12
Boston	1-1-2	0-1-1	1-2-3	August 20, 1997 at Oakland	L, 5-7; L, 4-5 (13)
Chicago	6-6-4	5-6-5	11-12-9	June 12, 1983 at Oakland	L, 10-12 (11); L, 1-8
Cleveland	2-0-5	4-5-6	6-5-11	September 14, 1996 at Cleveland	L, 2-9; L, 8-9
Detroit	3-0-3	1-1-5	4-1-8	August 22, 1998 at Oakland	W, 7-2; W, 7-1
Kansas City	4-1-7	3-5-4	7-6-11	September 4, 2008 at Kansas City	L, 4-5 (10); L, 6-9
Los Angeles (AL)	4-0-7	1-1-2	5-1-9	July 16, 2011 at Oakland	L, 2-4; W, 4-3 (10)
Millwaukee	2-0-4	3-1-4	5-1-8	August 10, 1997 at Oakland	W, 4-3; L, 5-9
Minnesota	4-4-3	3-10-10	7-14-13	May 26, 2001 at Minnesota	W, 5-4 (10); L, 6-7 (10)
New York	0-3-1	2-0-7	2-3-8	August 4, 1998 at Oakland	L, 4-10; L, 5-10
Philadelphia	0-0-0	0-1-0	0-1-0	June 8, 2003 at Philadelphia	L, 1-7; L, 3-8
Seattle	2-0-5	0-0-0	2-0-5	May 7, 2014 at Oakland	L, 4-6 (10); W, 2-0
Texas	2-3-9	2-3-5	4-6-14	May 29, 2009 at Texas	L, 3-6; L, 2-5
Toronto	1-0-2	1-1-1	2-1-3	July 8, 1995 at Oakland	L, 6-9; W, 6-3
Totals	36-19-52	28-38-56	64-57-108		

SPRING TRAINING SCHEDULE

Day	Date	Opponent	Site	Time
Tues	Mar 3	San Francisco	Mesa	12:05 pm
Wed	Mar 4	San Francisco	Scottsdale	12:05 pm
Thur	Mar 5	Chicago (NL)	Mesa/Cubs Park	12:05 pm
Fri	Mar 6	Arizona	Salt River	12:05 pm
Sat	Mar 7	Los Angeles (AL) (95.7 FM The Game/A's Radio Network)	Mesa	12:05 pm
Sun	Mar 8	Chicago (AL) (CSNCA/95.7 FM The Game/A's Radio Network)	Mesa	1:05 pm
Mon	Mar 9	Texas	Surprise	1:05 pm
Tues	Mar 10	Arizona	Mesa	1:05 pm
Wed	Mar 11	Cleveland	Mesa	1:05 pm
Thurs	Mar 12	Seattle	Mesa	1:05 pm
Fri	Mar 13	Kansas City (SS)	Surprise	1:05 pm
		Chicago (NL) (SS)	Las Vegas	5:05 pm
Sat	Mar 14	San Francisco	Mesa	1:05 pm
		Chicago (NL) (SS) (95.7 FM The Game/A's Radio Network)	Las Vegas	12:05 pm
Sun	Mar 15	Milwaukee (95.7 FM The Game/A's Radio Network)	Maryvale	1:05 pm
Mon	Mar 16	Los Angeles (NL)	Glendale	1:05 pm
Tues	Mar 17	San Diego	Mesa	1:05 pm
Wed	Mar 18	Seattle	Peoria	1:05 pm
Thur	Mar 19	Off Day		
Fri	Mar 20	Los Angeles (NL) (SS)	Mesa	1:05 pm
		Colorado (SS)	Salt River	1:05 pm
Sat	Mar 21	Cincinnati (95.7 FM The Game/A's Radio Network)	Mesa	1:05 pm
Sun	Mar 22	Cincinnati (95.7 FM The Game/A's Radio Network)	Goodyear	1:05 pm
Mon	Mar 23	Cleveland	Goodyear	1:05 pm
Tues	Mar 24	Chicago (NL)	Mesa	1:05 pm
Wed	Mar 25	Milwaukee	Maryvale	1:05 pm
Thur	Mar 26	San Francisco (95.7 FM The Game/A's Radio Network)	Scottsdale	7:05 pm
Fri	Mar 27	Texas	Mesa	1:05 pm
Sat	Mar 28	Chicago (AL) (95.7 FM The Game/A's Radio Network)	Glendale	1:05 pm
Sun	Mar 29	Milwaukee (95.7 FM The Game/A's Radio Network)	Mesa	1:05 pm
Mon	Mar 30	Colorado	Mesa	1:05 pm
Tues	Mar 31	Los Angeles (AL)	Tempe	1:05 pm
Wed	April 1	Los Angeles (AL)	Mesa	12:05 pm
Thur	April 2	San Francisco (CSNCA/95.7 FM The Game/A's Radio Network)	San Francisco	7:15 pm
Fri	April 3	San Francisco (95.7 FM The Game/A's Radio Network)	San Francisco	7:15 pm
Sat	April 4	San Francisco (95.7 FM The Game/A's Radio Network)	Oakland	1:05 pm

All Times are Pacific (ss) denotes split squad

SPRING TRAINING INFORMATION

REPORTING DATES: Pitchers and catchers report Thursday, February 19 with the first workout the next day. The full squad reports Tuesday, February 24 with the first full squad workout the next day.

MEDIA INFORMATION: For credentials or broadcast space, please contact Adam Loberstein at (510) 563-2248. A media lunch is served before all home games at a cost of \$8.00.

HEADQUARTERS HOTEL: Doubletree Guest Suites, 320 North 44th Street, Phoenix, Arizona, 85008. (602) 225-0500.

MINOR LEAGUE HEADQUARTERS: Fitch Park, 160 East 6th Place, Mesa, Arizona, 85201. (480) 387-5800.

STADIUM: Hohokam Stadium (Capacity: 10,000), 1235 N. Center Street, Mesa, Arizona, 85201. (480) 907-5489. Press Box: (480) 907-5253.

PAST SPRING TRAINING RECORDS

YEAR	SITE	RECORD	HOME ATTENDANCE	DATES
1968	Bradenton, FL	15-12	—	—
1969	Mesa, AZ	10-14	12,003	13
1970	Mesa, AZ	15-13	17,614	14
1971	Mesa, AZ	12-15	14,889	16
1972	Mesa, AZ	9-11	17,295	13
1973	Mesa, AZ	14-10	21,206	14
1974	Mesa, AZ	8-16	26,732	12
1975	Mesa, AZ	7-11	36,732	10
1976	Mesa, AZ	4-10	21,373	9
1977	Mesa, AZ	12-15	24,446	16
1978	Mesa, AZ	9-15	28,695	12
1979	Scottsdale, AZ	12-10	13,295	9
1980	Scottsdale, AZ	13-7	19,098	10
1981	Scottsdale, AZ	17-10	37,899	13
1982	Phoenix, AZ	8-14	42,043	10
1983	Phoenix, AZ	14-11	28,621	9
1984	Phoenix, AZ	12-14	33,352	12
1985	Phoenix, AZ	13-13-1	49,718	13
1986	Phoenix, AZ	17-12	68,292	15
1987	Phoenix, AZ	14-15	88,994	14
1988	Phoenix, AZ	14-16	129,120	15
1989	Phoenix, AZ	19-13	152,416	16
1990	Phoenix, AZ	6-10	81,490	9
1991	Phoenix, AZ	13-16-1	156,345	16
1992	Phoenix, AZ	15-13	131,460	14
1993	Phoenix, AZ	15-18-1	174,911	19
1994	Phoenix, AZ	19-11	126,160	15
1995	Phoenix, AZ	15-11-1	41,893	15
		6-4-2	16,617	6
1996	Phoenix, AZ	16-16-1	86,543	15
1997	Phoenix, AZ	17-15-1	103,298	18
1998	Phoenix, AZ	18-13	93,261	17
1999	Phoenix, AZ	16-17	92,110	16
2000	Phoenix, AZ	20-11-1	77,781	14
2001	Phoenix, AZ	22-10	110,876	15
2002	Phoenix, AZ	17-15-1	118,268	17
2003	Phoenix, AZ	16-13-2	81,537	14
2004	Phoenix, AZ	19-14-1	123,535	16
2005	Phoenix, AZ	15-18	129,434	17
2006	Phoenix, AZ	15-17	113,077	16
2007	Phoenix, AZ	17-12-2	113,033	15
2008	Phoenix, AZ	18-8	88,617	13
2009	Phoenix, AZ	17-18-2	105,147	18
2010	Phoenix, AZ	12-17-3	105,507	16
2011	Phoenix, AZ	12-21-1	98,349	17
2012	Phoenix, AZ	15-7-2	72,617	11
2013	Phoenix, AZ	17-13-3	88,202	16
2014	Phoenix, AZ	15-13-5	78,011	15

A'S PLAYERS WHO HAVE PITCHED

PLAYER	DATE	OPPONENT	SCORE	DEC	IP	H	R	ER	BB	SO
Frank Menechino	July 18, 2000	at Colorado	3-18	-	1.0	6	4	4	0	0
Kevin Seitzer	May 2, 1993	at Cleveland	2-10	-	0.1	0	0	0	0	1
Vance Law	October 2, 1991	at Kansas City	5-16	-	0.2	1	0	0	1	0
Mark Wagner	August 20, 1984	at Detroit	1-14	-	1.2	2	0	0	1	1
Garry Hancock	June 25, 1984	at Kansas City	0-16	-	1.1	0	0	0	0	0
Wayne Gross	May 18, 1983	at Minnesota	5-16	-	2.1	2	0	0	1	0
Jeff Newman	September 14, 1977	at Kansas City #2	0-6	-	1.0	1	0	0	0	0

OAKLAND A'S IN THE COMMUNITY

The Oakland Athletics, in conjunction with the A's Community Fund, strive to make a positive impact in the Bay Area and Northern California. A's players, coaches, and front office employees, together with fans and sponsors, are committed to meeting the social, cultural and educational needs of our community. The A's host numerous fundraising events, implement several educational programs, and support various organizations that reach out to people of diverse backgrounds throughout the community.

Information regarding A's community programs can be found online at www.athletics.com/community. Requests for donations and player appearances can be submitted at www.athletics.com/donations.

OAKLAND A'S COMMUNITY FUND: The Oakland A's Community Fund supports more than 1,500 charitable organizations, through monetary contributions and donated auction items, in its efforts to support charitable organizations in improving the quality of life for people throughout the Bay Area. The Fund supports endeavors to improve educational programs, aid the underprivileged, assist in crime and drug prevention, promote health awareness, and support children and seniors. The A's Community Fund donates approximately \$600,000 annually to various community programs.

BREAST CANCER AWARENESS DAY:

The A's host a Breast Cancer Awareness Day, presented by Zevia, each year to raise funds for breast cancer education and research. Funds are raised through the sale of commemorative jerseys, pins, caps and necklaces, an A's autographed quilt raffle and sponsor support. Pre-game ceremonies include the formation of a symbolic human pink ribbon on the field by over 350 Bay Area survivors, the release of white doves as a symbol of hope and a presentation of the "Gift of Faith" grant, which donates \$5,000



Since 1999, Breast Cancer Awareness Day has raised nearly \$1.47 million for education and research.

annually to a local breast cancer charity in memory of the late longtime KTVU news reporter, Faith Fancher. Since 1999, this event has raised nearly \$1.47 million for breast cancer education and research.



Manager Bob Melvin and A's players raised funds for charity at the 2014 Root Beer Float Day.

ROOT BEER FLOAT DAY:

Since 2000, the A's have hosted a Root Beer Float Day to raise funds for charity. Proceeds are raised through the sale of root beer floats, tips given to "celebrity scoopers," the sale of autographed mugs and a silent auction of sports memorabilia. The A's have raised over \$440,000 since 2003 for the Juvenile Diabetes Research Foundation through Root Beer Float Day.

Oakland A's In The Community, continued

SCIENCE OF THE

GAME: The A's Science of the Game program, presented by Chevron, is a unique program that deepens interest and understanding among Bay Area youth by applying science to baseball. The A's and Chevron design and distribute Science of the Game workbooks to local schools that utilize science formulas to answer questions related to various aspects of the game of baseball. The three workbooks, targeting grades 1-2, 3-5, and 6-8, are also available online. Students who complete their workbooks and submit their answer sheets to the A's receive two ticket vouchers.



A's pitcher Sonny Gray visited Stege Elementary School in Richmond as part of the Science of the Game program.

HOME RUN READERS: The A's Home Run Readers program encourages teachers to establish reading goals for their students based on each child's individual reading level. As incentives, A's players, coaches, mascot Stomper and A's staff visit participating schools to congratulate the students and to encourage them to continue reading, both inside and outside the classroom. Students who participate in the program attend the game on Home Run Readers Day as guests of the A's.

MATHLETICS: The Mathletics program is a unique program designed to stress the importance of students using math in their daily lives. The A's design and distribute workbooks, which use simple formulas for calculating statistics of A's players, to participating schools. Students in the first through eighth grades who complete their workbooks correctly and submit their answer sheets to the A's receive two ticket vouchers. In addition, one school that demonstrates great participation in the program receives a visit from an A's player. The Mathletics program is sponsored by ROSS and Comcast SportsNet California.

ENERGIZE YOUR FIELD: The A's Community Fund, in partnership with PG&E and the Good Tidings Foundation, renovates a local baseball or softball field each year in order to provide local youth a state-of-the-art facility.

A IT FORWARD: The A's and PG&E will donate up to 1,000 tickets in 2015 to fans who show their support for the A's and for their community through the A it Forward program. The stories of selected fans will be shared on the A's Twitter, Facebook and Instagram pages.

A'S AMIGOS: The A's Amigos program gives bilingual children of nonprofit organizations the opportunity to speak in Spanish with an A's player and learn about the importance of hard work and education. In addition to a pre-game visit, each child receives a game ticket and an A's cap. The A's Amigos program is sponsored by Kelly-Moore Paints and XFINITY.

LITTLE A'S: Each year 10,000 deserving children of nonprofit organizations are provided complimentary tickets to attend selected A's games. All receive a children's admission pass to the Oakland Zoo and souvenir item courtesy of Bank of America. The Little A's program is sponsored by Bank of America and supported by the Clorox Foundation and the Oakland Zoo.

GREEN STAMPEDE HOMEWORK CLUB: Before select A's home games, volunteers from local public schools offer tutoring for at-risk students at O.co Coliseum. Students who attend the study group are rewarded with tickets to that night's game, and those who attend all eight sessions will receive a visit from an A's player.

TAKE THE FIELD WITH THE A'S: Prior to select home games, members of local baseball and softball teams accompany A's players as they take the field for the national anthem. Participants receive an autographed baseball, t-shirt and complimentary ticket to the game. The Take the Field with the A's program is sponsored by Wells Fargo.

TICKET PURCHASE PROGRAM: Oakland A's players, the A's Community Fund and corporate sponsors purchase and donate thousands of game tickets to various charitable and non-profit groups each season.

HOLIDAY PARTY: The A's Community Fund, Round Table Pizza and the Oakland Zoo host an annual holiday party for an Oakland elementary school. A's players sign autographs and take pictures with the students. Each child receives a wrapped gift, compliments of the Good Tidings Foundation. The holiday festival features an animal presentation by the Oakland Zoo in the Wildlife Theater, lunch, face painters, arts and crafts, and a visit by Santa and A's mascot Stomper.

SILENT AUCTION: The A's Community Fund holds silent auctions of various sports memorabilia behind Section 120 on all Saturday and Sunday home dates. The A's Community Fund donates a portion of the proceeds to designated charitable groups as a silent auction partner on selected dates throughout the season.

A'S COMMUNITY FUND GOLF CLASSIC: This annual tournament pairs participants with A's players, former players, coaches and A's staff for a day of golf at one of the Bay Area's top courses. The event, sponsored by Chevron and Kelly-Moore Paints, features breakfast, tee prizes, an awards dinner banquet and live and silent auctions of sports memorabilia. All proceeds benefit the A's Community Fund.

A'S COMMUNITY FUND BOWLING BASH: This event teams participants with A's players, coaches and staff for a friendly night of bowling at Earl Anthony's Dublin Bowl. The Bowling Bash is supported by A's ownership, Chevron and Grant Thornton LLP. Proceeds benefit the A's Community Fund.



Ryan Cook and various A's teammates participated in the 2014 A's Community Fund Bowling Bash.

ATHLETICS VIRTUAL PRESS BOX



The Oakland A's Virtual Press Box includes game notes, statistics, news links, lineups, minor league reports, press releases, rosters, post game notes and more. The site also features information from the visiting team for all home games.

The A's virtual press box also includes an expanded version of the Oakland A's Media Guide. The digital version of the A's Media Guide includes player splits and an expanded statistics and postseason history. During the season, the guide will be updated with bios for any players acquired following the publication of the print version of the guide.

You can visit the A's Virtual Press Box at <http://pressbox.athletics.com> or by scanning the QR code on the left.

A'S PROMOTION AND EVENTS SCHEDULE

Day	Date	Opponent	Promotion/Event (Sponsor)	Distribution
Monday	April 6	Texas	Magnetic Schedule/Opening Night (Comcast SportsNet California)	32,000 fans
Monday	April 6	Texas	Rally Towel/Opening Night (Overstock.com)	32,000 fans
Friday	April 10	Seattle	Sonny "Gray" Oakland Replica Jersey (Cache Creek Casino Resort)	15,000 fans
Saturday	April 11	Seattle	Pet Calendar (Central Garden & Pet)	10,000 fans
Sunday	April 12	Seattle	Little League Day/Argyle Socks (driven by Chevrolet)	15,000 fans
Saturday	April 25	Houston	A-moji T-Shirt (Grant Thornton LLP)	20,000 fans
Tuesday	May 12	Boston	Sean Doolittle Silhouette Fleece Blanket (Kelly-Moore Paints)	15,000 fans
Saturday	May 16	Chicago	Fireworks (XFINITY)	
Sunday	May 17	Chicago	Little League Day/Mustache Socks (driven by Chevrolet)	15,000 fans
Monday	May 25	Detroit	Memorial Day A's Road Cap (Comerica Bank)	15,000 fans
Thursday	May 28	New York	Stephen Vogt Referee Bobblehead with sound (driven by Chevrolet)	15,000 fans
Friday	June 19	Los Angeles	Fireworks	
Saturday	June 20	Los Angeles	Sonny Gray Solar Powered Gnome (Sungevity)	15,000 fans
Saturday	June 27	Kansas City	1965 Turn-Back-The-Clock Day/Charlie O. Throwback T-Shirt (ROSS)	20,000 fans
Sunday	June 28	Kansas City	Billy Butler "Country Breakfast" Bowl	15,000 fans
Friday	July 3	Seattle	Fireworks	
Sunday	July 5	Seattle	Reusable Tote Bag (MLB Network)	20,000 fans
Saturday	July 18	Minnesota	Hello Kitty Bobblehead	15,000 fans
Wednesday	July 22	Toronto	Root Beer Float Day	
Friday	July 31	Cleveland	Fireworks	
Sunday	Aug. 2	Cleveland	Mike Gallego Windmill Wind-Up Toy	15,000 fans
Saturday	Aug. 8	Houston	Giveaway TBD	15,000 fans
Tuesday	Aug. 18	Los Angeles (NL)	Mark McGwire Bobblehead	20,000 fans
Saturday	Aug. 22	Tampa Bay	STAR WARS™ Fireworks (Chevron)	
Saturday	Sept. 5	Seattle	Fireworks	
Sunday	Sept. 6	Seattle	Breast Cancer Awareness Day	
Tuesday	Sept. 22	Texas	Team Photo	10,000 fans

Dates, giveaways and events are tentative and subject to change.

Visit www.athletics.com for the most up-to-date promotions and events schedule.

TO PURCHASE A'S TICKETS, CALL (877) 493-BALL OR VISIT WWW.ATHLETICS.COM/TICKETS

MEDIA GUIDE CREDITS

The 2015 Oakland Athletics Media Guide is a production of the Oakland Athletics Public Relations Department, O.co Coliseum, 7000 Coliseum Way, Oakland, CA 94621. The guide was edited by Baseball Information Manager Mike Selleck with assistance from Debbie Gallas, Media Services Manager; Adam Loberstein, Player and Media Relations Manager; and Zak Basch, Media Relations and Broadcasting Coordinator.

The 2015 Oakland Athletics Media Guide was printed by Dumont Printing, 1333 G Street, Fresno, CA 93706. Special thanks to Jill Skinner and Lori Sakoda. The cover was designed by Dumont Printing.

The A's would like to extend special thanks to Major League Baseball's Information System, Elias Sports Bureau, Stats Inc., Bill Arnold of The Sports Features Group, David Vincent and Retrosheet for their contributions to this year's guide.

Photography by Michael Zagaris, Oakland A's; Ron Riesterer, Oakland Tribune; National Baseball Hall of Fame; Minor League Baseball and Oakland A's archives.

Additional and updated information, statistics or photos are available to accredited news sources by contacting the A's Public Relations Department or by logging onto the team's virtual pressbox—pressbox.athletics.com.