



◀ **MATT CHAPMAN**  
*Back-to-Back Gold Gloves*  
*A's Record 36 HR by a 3B*



▼ **MARCUS SEMIEN**  
*MVP Finalist*  
*All-MLB 2nd Team*



▲ **LIAM HENDRIKS**  
*All-MLB 2nd Team*  
*American League All-Star*



▶ **MATT OLSON**  
*Back-to-Back Gold Gloves*  
*Career-High 36 HR*  
*and 91 RBI*

# 2020

**OAKLAND ATHLETICS MEDIA GUIDE**



# 2020 OAKLAND A's SCHEDULE

## MARCH/APRIL

SUN	MON	TUE	WED	THU	FRI	SAT
				MIN 26 1:07	MIN 27 7:07	MIN 28 1:07
MIN 29 1:07	HOU 30 7:07	HOU 31 7:07	HOU 1 12:37	MIN 2 1:10	3	MIN 4 11:10
MIN 5 11:10	LAA 6 7:07	LAA 7 7:07	LAA 8 7:07	9	NYN 10 7:07	NYN 11 6:07
NYN 12 1:07	BOS 13 7:07	BOS 14 7:07	BOS 15 12:37	SEA 16 7:07	SEA 17 7:07	SEA 18 1:07
SEA 19 1:07	20	CLE 21 3:10	CLE 22 3:10	CLE 23 10:10	HOU 24 5:10	HOU 25 1:10
HOU 26 11:10	TEX 27 5:05	TEX 28 5:05	TEX 29 11:05	TB 30 7:07		

## MAY

SUN	MON	TUE	WED	THU	FRI	SAT
					TB 1 7:07	TB 2 1:07
TB 3 1:07	SEA 4 7:07	SEA 5 7:07	SEA 6 12:37	7	TOR 8 7:07	TOR 9 6:07
TOR 10 1:07	11	SEA 12 7:10	SEA 13 7:10	SEA 14 7:10	LAA 15 7:07	LAA 16 6:07
LAA 17 1:07	18	TEX 19 7:07	TEX 20 7:07	TEX 21 12:37	LAA 22 7:07	LAA 23 7:07
LAA 24 1:07	HOU 25 4:10	HOU 26 5:10	HOU 27 5:10	HOU 28 11:10	TEX 29 5:05	TEX 30 1:05
TEX 31 11:35						

## JUNE

SUN	MON	TUE	WED	THU	FRI	SAT
	1	DET 2 7:07	DET 3 7:07	DET 4 12:37	5	SF 6 7:07
SF 7 1:07	8	DET 9 4:10	DET 10 4:10	DET 11 10:10	PHI 12 4:05	PHI 13 1:05
PHI 14 10:05	LAA 15 7:07	LAA 16 7:07	LAA 17 12:37	18	HOU 19 6:37	HOU 20 5:15
HOU 21 1:07	22	TB 23 4:10	TB 24 4:10	TB 25 9:10	CWS 26 5:10	CWS 27 11:10
CWS 28 11:10	MIA 29 7:07	MIA 30 7:07				

## JULY

SUN	MON	TUE	WED	THU	FRI	SAT
			MIA 1 12:37	BAL 2 7:07	BAL 3 7:07	BAL 4 1:07
BAL 5 1:07	6	SF 7 6:45	SF 8 6:45	SEA 9 7:10	SEA 10 7:10	SEA 11 7:10
SEA 12 1:10	13	14 ALL STAR GAME	15	16	HOU 17 7:07	HOU 18 6:07
HOU 19 1:07	20	ATL 21 7:07	ATL 22 12:37	23	BAL 24 4:05	BAL 25 4:05
BAL 26 10:05	HOU 27 5:10	HOU 28 5:10	HOU 29 11:10	TEX 30 7:07	TEX 31 7:07	

## AUGUST

SUN	MON	TUE	WED	THU	FRI	SAT
						TEX 1 1:05
TEX 2 1:07	SEA 3 7:07	SEA 4 12:37	5	NYN 6 4:05	NYN 7 4:05	NYN 8 10:05
NYN 9 11:05	WSH 10 4:05	WSH 11 4:05	WSH 12 4:05	13	BOS 14 4:10	BOS 15 1:05
BOS 16 10:05	CLE 17 7:07	CLE 18 7:07	CLE 19 12:37	20	NYM 21 7:07	NYM 22 6:37
NYM 23 1:07	24	ATL 25 4:20	ATL 26 4:20	TOR 27 4:07	TOR 28 4:07	TOR 29 12:07
TOR 30 10:07	KC 31 7:07					

## SEPTEMBER


SUN	MON	TUE	WED	THU	FRI	SAT
		KC 1 7:07	KC 2 12:37	3	TEX 4 7:07	TEX 5 1:07
TEX 6 1:07	KC 7 5:05	KC 8 5:05	KC 9 5:05	KC 10 10:35	SEA 11 7:10	SEA 12 6:10
SEA 13 1:10	CWS 14 7:07	CWS 15 7:07	CWS 16 12:37	LAA 17 7:07	LAA 18 7:07	LAA 19 6:07
LAA 20 1:07	21	TEX 22 5:05	TEX 23 5:05	TEX 24 5:05	LAA 25 7:07	LAA 26 6:07
LAA 27 12:07	28	29	30			

HOME      ALL GAMES TELEVIEWED ON NBC SPORTS CALIFORNIA UNLESS NOTED  
 ESPN   ▲ FS1   ● FOX   ✨ FIREWORKS      ALL TIMES PACIFIC

**EVERY FRIDAY HOME GAME IS  
 AUTHENTIC FAN FRIDAY PRESENTED  
 BY NBC SPORTS CALIFORNIA!**

[athletics.com/social](https://athletics.com/social)

*Keith Lieppman begins his 50th season in the A's organization as a player, minor league manager, director of player development and now, special advisor.*



**FRONT OFFICE**

# TABLE OF CONTENTS

## FRONT OFFICE

Table of Contents .....	2
Front Office Directory .....	4
Front Office Profiles .....	9
Baseball Operations .....	15
Sports Medicine Staff .....	20
Medical Consultants .....	22
Clubhouse and Staff .....	22
Additional Clubhouse Staff .....	24
Business Operations .....	25
Front Office Staff .....	29

## 2020 ATHLETICS

Manager and Coaches .....	38
The Players .....	48
Roster .....	316

## 2019 SEASON IN REVIEW

Season in Review .....	320
Batting and Pitching Statistics .....	327
Fielding Statistics .....	328
Day-By-Day Results .....	329
Wild Card Statistics .....	333
Wild Card Results .....	333
Wild Card Day-By-Day .....	334
Miscellaneous Stats .....	334
Club Statistics .....	335
Highs and Lows .....	335
Batting with RISP .....	337
Batting with the Bases Loaded .....	338
Designated Hitting Statistics .....	338
Pinch Hitting Statistics .....	338
Batting and Pitching Breakdown .....	339
Player Transactions .....	339
Final Spring Training Statistics .....	342
Spring Training Results .....	344

## RECORDS

Athletics Year-By-Year .....	346
Athletics vs. the American League .....	348
Athletics vs. the National League .....	350
Athletics in Divisional Play .....	350
Oakland A's Month-by-Month .....	351
Athletics Franchise Records .....	352
Oakland Athletics Records .....	358
Franchise Career Batting Leaders .....	364
Oakland Career Batting Leaders .....	365
Franchise Career Pitching Leaders .....	366
Oakland Career Pitching Leaders .....	367
Franchise Season Batting Leaders .....	368
Oakland Season Batting Leaders .....	369
Franchise Season Pitching Leaders .....	370
Oakland Season Pitching Leaders .....	371
Athletics Year-By-Year Batting .....	372
Athletics Year-By-Year Pitching .....	374
Athletics Year-By-Year Fielding .....	376
Athletics Year-By-Year Batting Leaders .....	378
Athletics Year-By-Year Pitching Leaders .....	384

Athletics Home Run History .....	389
Oakland Athletics Streaks .....	394
Athletics Low-Hit Games .....	395
Oakland Athletics Steals of Home .....	396
Career Games Played Leaders .....	397
Homestands and Road Trips .....	398
Longest Games in Oakland History .....	398
Game Times .....	399
Oakland A's at the All-Star Break .....	399
High Scoring Games in Oakland History .....	400
Biggest Comebacks and Blown Leads .....	400
The Last Time It Happened .....	401

## HISTORY

Athletics History .....	404
Notable Performances & Award Winners .....	405
Athletics Hall of Fame .....	409
Athletics in the National Baseball Hall of Fame .....	411
Athletics All-Star Game Selections .....	412
Oakland Athletics in Season Openers .....	413
Oakland A's Opening Day Lineups .....	414
The Championship Years .....	416
All-Time Postseason Results .....	420
Postseason Team Totals .....	424
Division Series Records .....	426
League Championship Series Records .....	428
World Series Records .....	430
Postseason Records .....	432
Postseason Career Leaders .....	434
Postseason Single Game Bests .....	435
Postseason Series Year-By-Year Recap .....	436
Athletics All-Time Roster .....	540
Oakland A's Coaches .....	548
Most Recent Trades With Each Team .....	548

## OPPONENTS

Baltimore Orioles .....	550
Boston Red Sox .....	551
Chicago White Sox .....	552
Cleveland Indians .....	553
Detroit Tigers .....	554
Houston Astros .....	555
Kansas City Royals .....	556
Los Angeles Angels .....	557
Minnesota Twins .....	558
New York Yankees .....	559
Seattle Mariners .....	560
Tampa Bay Rays .....	561
Texas Rangers .....	562
Toronto Blue Jays .....	563
Atlanta Braves .....	564
Miami Marlins .....	564
New York Mets .....	565
Philadelphia Phillies .....	565
San Francisco Giants .....	566
Washington Nationals .....	567
The A's Elephant .....	567

## PLAYER DEVELOPMENT

Athletics Minor League Directory .....	570
Athletics Scouting Assignments.....	571
Athletics Minor League Affiliates .....	573
Minor League Field Staff.....	574
Las Vegas Aviators Staff.....	580
Midland RockHounds Staff.....	583
Stockton Ports Staff.....	585
Beloit Snappers Staff.....	586
Vermont Lake Monsters Staff.....	588
Arizona A's Green Staff.....	590
Arizona A's Gold Staff.....	592
Minor League Schedules.....	594
Minor League Statistics.....	596
Organizational Leaders.....	604
Organizational Standings .....	605
2019 Draft Picks.....	606
Organizational Players.....	607

## MISCELLANEOUS

Oakland Alameda County Coliseum.....	650
Coliseum Attendance Records .....	651
Coliseum Rainouts & Shortened Games.....	653
Media Information and Policies.....	654
Athletics On The Air .....	656
Athletics Broadcast History .....	659
Spring Training Schedule.....	661
Spring Training Information .....	662
Past Spring Training Records.....	662
Oakland A's In The Community.....	663

## INDEX TO SELECTED FILLERS

20-Game Winners, Oakland A's .....	36	Milestone Home Runs, Athletics and Oakland .....	389
20-Game Winning Streak, Oakland A's .....	24	Milestones Within Reach.....	593
At a glance, A's.....	333	Minor League Affiliates, A's Recent .....	572
Batting Practice Schedule, Coliseum .....	574	Minor League All-Stars.....	603
Built, How the A's Were.....	315	Minor League Players and Pitchers of the Week .....	595
Clinching Dates.....	47	Monthly Bests, Athletics Franchise.....	648
Coaching Assignments, Oakland A's Recent.....	43	No Hit, Consecutive Games Without Being.....	23
Coliseum Firsts.....	135	Non-Roster Invitees, Recent to play for Oakland.....	283
Coliseum Quick Facts.....	650	Opening Day, Oakland A's Most Consecutive Starts .....	52
Comeback, Athletics Biggest .....	363	Opening Day, Oakland A's Most Starts.....	52
Consecutive Games Played, Oakland A's .....	397	Opening Day, Oakland A's Most Starts by Position.....	52
Contract Status, Oakland A's.....	257	Opening Day, Oakland A's Oldest Starters .....	413
Cycle, Athletics who have hit for the .....	138	Opening Day, Oakland A's Youngest Starters .....	413
Designated Hitter Rule.....	366	Pitchers Career Hitting, Oakland A's.....	209
Directory, MLB .....	561	Player and Pitcher of the Year, A's Organizational.....	606
Doubleheaders, Oakland A's Day/Night .....	582	Player of the Week, A's Recent.....	406
Doubleheaders, Oakland Athletics .....	357	Players Who Have Pitched, Oakland A's.....	591
Ejections, Oakland A's Recent .....	8	Postseason Bests .....	405
First Round Draft Picks, A's .....	579	Presidents, Oakland A's.....	9
Five-hit games, Oakland A's.....	96	Relief Pitcher Effectiveness.....	326
Franchise Facts.....	555	Retired Numbers, Athletics.....	409
General Managers, Oakland A's .....	11	Ron Bergman Award, The .....	409
Ground Rules, Coliseum.....	653	Rookie Rule.....	303
Hits in a Game, Oakland A's 20 or More .....	189	Runs, 10 or more in an inning.....	26
Homerless Streaks, Longest by Oakland Pitchers .....	371	Save Rule.....	367
Home Run Derby Participants, Athletics .....	116	Scoreless Streaks, Longest by Oakland Pitchers .....	371
Home Runs, Athletics Milestone .....	389	Starts in the Batting Order.....	331
Injured List, A's.....	324	Suspended Games, Oakland A's.....	21
Lasts by A's Pitchers.....	370	Triple Plays, Athletics Grounded Into .....	114
Managers, Athletics.....	39	Triple Plays, Athletics Turned.....	249
Milestone Hits, Oakland A's.....	307	Winning Streak, Oakland A's Longest vs. One Team .....	310



**OAKLAND ATHLETICS**

Stadium/Mailing Address:  
Oakland Alameda County Coliseum  
7000 Coliseum Way  
Oakland, CA 94621

Business Office:  
55 Harrison Street, 3rd Floor  
Oakland, CA 94607

510-638-4900  
athletics.com

---

## **FRONT OFFICE DIRECTORY**

---

### **EXECUTIVES**

Owner/Managing Partner .....	John Fisher
President .....	David Kaval
Executive Vice President of Baseball Operations .....	Billy Beane
Chairman Emeritus .....	Lew Wolff
Board Member .....	Bill Gurtin
Board Member .....	Keith Wolff
Board Member .....	Sandy Dean

### **Office of the President**

Special Assistant to the President .....	Rickey Henderson
Special Assistant to the President .....	Rollie Fingers
Chief of Staff .....	Miguel Duarte
Vice President, Government Affairs .....	Taj Tashombe
Director, Special Projects .....	Dash Davidson
Senior Coordinator, Operations .....	Colette Lucas-Conwell
Executive Assistant and Board Liaison .....	Curtis Wiggington

### **BASEBALL OPERATIONS**

General Manager .....	David Fort
Manager .....	Bob Melvin
Assistant General Manager, Major League & International Operations .....	Dan Feinstein
Assistant General Manager/Director of Player Personnel .....	Billy Owens
Special Assistant to General Manager .....	Grady Fuson
Special Assistant to General Manager .....	Chris Pittaro
Director of Scouting .....	Eric Kubota
Director of Player Development .....	Ed Sprague
Senior Director, Baseball Development and Technology .....	Rob Naberhaus
Director of Minor League Operations .....	Zak Basch
Special Assistant to Baseball Operations .....	Scott Hatteberg
Special Assistant to Scouting & International Operations .....	Steve Sharpe
Director of Baseball Administration .....	Pamela Pitts
Director of Team Travel .....	Mickey Morabito
Special Advisor to Player Development .....	Keith Lieppman
Research Scientist .....	David Jackson-Hanen
Assistant Directors, Research and Analytics .....	Pike Goldschmidt, Ben Lowry
Assistant Director, Scouting and Baseball Operations .....	Haley Alvarez
Coordinator, Scouting and Baseball Operations .....	Greg Ledford
Baseball Operations Analyst .....	Samantha Schultz
Video Coordinator .....	Adam Rhoden
Minor League Technology & Development Manager .....	Ed Giltitz
Minor League Video Assistant .....	Taylor Schmid
Executive Administrator, Baseball Operations .....	Alison Chapot
Manager, Minor League Operations .....	Nancy Moriuchi

Jr. Baseball Systems Developer .....	Ben Lewis
Coordinator, Cultural and Educational Programs .....	Luis Victoria

**Clubhouse**

Equipment Manager .....	Steve Vucinich
Visiting Clubhouse Manager .....	Mike Thalblum
Assistant Equipment Manager .....	Brian Davis
Umpire & Clubhouse Assistant .....	Matt Weiss
Senior Facility Manager, Arizona .....	James Gibson
Manager, Minor League Equipment .....	Thomas Miller
Arizona Clubhouse Manager .....	Chad Yaconetti

**Medical Staff**

Head Trainer .....	Nick Paparesta
Assistant Trainers .....	Jeff Collins, Brian Schulman
Strength & Conditioning Coach .....	Josh Cuffe
Major League Massage Therapist .....	Ozzie Lyles
Senior Coordinator of Medical Services .....	Larry Davis
Team Physicians .....	Dr. Allan Pont, Dr. Grant Wang
Team Orthopedists .....	Dr. Jon Dickinson, Dr. Will Workman
Arizona Team Physician .....	Dr. Fred Dicke

**COMMUNICATIONS AND COMMUNITY**

Vice President, Communications and Community .....	Catherine Aker
--	----------------

**Communications**

Director of Baseball Communications .....	Fernando Alcalá
Director, Corporate Communications .....	Erica George
Baseball Information Manager .....	Mike Selleck
Baseball Communications Manager .....	Mark Ling
Baseball Communications Coordinator .....	Olivia Hummer

**Community Engagement**

Director, Community Engagement & Community Fund .....	Stephanie Gaywood
Manager, Community Engagement .....	Whitney Campbell
Manager of Youth Baseball and Softball Programs .....	Matt Langseth
Community Engagement Coordinator .....	Allegra Armas
Community Engagement Coordinator .....	Sarah Hoover
Assistant, Youth Baseball & Softball Programs .....	Kyle Grozen
Manager, Neighborhood Engagement .....	Warren Chu

**MARKETING**

Vice President, Marketing .....	Tonya Antonucci
---------------------------------	-----------------

**Brand**

Senior Marketing Manager .....	Charlie Hunts
Promotions Coordinator .....	Tavis McDowell
Senior Social Media Coordinator .....	Kyle Skinner
Digital Marketing Analyst .....	Emily Weiner

**Creative**

Creative Director .....	Ben Mayberry
Creative Services Manager .....	Mike Ono
Graphic Designer .....	Garrett Lyons, Rhonda Romero
Project Manager .....	Nicole Alvarez
Photography Manager .....	Michelle Minahen
Team Photographer .....	Michael Zagaris

**Performance Marketing & Broadcasting**

Director, Performance Marketing & Broadcasting .....	Matthew Perl
Senior Broadcast Producer & Host .....	Chris Townsend
Broadcasting & Media Content Coordinator .....	Joey Liberatore
Multimedia Producer .....	Cody Elias
Team Announcers .....	Ray Fosse, Ken Korach, Glen Kuiper, Vince Cotroneo, Dallas Braden

**Front Office Directory, continued**

**Special Events**

---

Director of Special Events .....	Stephanie Tran
Manager, Special Events.....	Veronica Rivas
Senior Coordinator, Special Events .....	Jen Otoshi

**Ballpark Entertainment & Video Content**

---

Executive Producer of Ballpark Entertainment & Video Content .....	Amelia Schimmel
Senior Manager, Ballpark Events.....	Heather Rajeski
Coordinator, Ballpark Entertainment.....	Tommy Mazzariello
Ballpark Entertainment Specialist.....	Drake Fenlon
Senior Manager, Productions .....	Justin Marshall
Senior Motion Graphics Manager.....	Daniel Contreras
Ballpark Entertainment Production Coordinator .....	Charlie Kenneweg
Senior Video Producer.....	Kit Karutz
Video Producer .....	Matt Desmond
Public Address Announcer .....	Dick Callahan
In-Game Host .....	Kara Tsuboi
Mascot.....	Stomper

**CORPORATE PARTNERSHIPS**

---

Vice President of Corporate Partnerships and Hospitality .....	Wade Martin
Senior Director of Corporate Partnerships .....	Greg Rieber
Senior Director, Partnership Marketing.....	Cat Mundy
Senior Managers of Partnerships .....	John Nowicki, Geoff Sinnott, Andy Szabo, Blake Nahlen
Partnership Marketing Managers .....	Zach Markell, Erica Sigg, Payton Sprague
Manager, Partnership Development .....	Lucas Coyle
Corporate Partnerships Sales Associate .....	Kerwin Ferrette

**TICKET SALES & ANALYTICS**

---

Vice President, Ticket Sales & Analytics .....	Steve Fanelli
--	---------------

**Business Analytics**

---

Director of Business Analytics .....	Mark Bashuk
Senior Manager, Business Analytics .....	Daniel Roach
Ticket Sales Analyst.....	Luke Salmas
CRM Coordinator .....	Raymond Rondez
Marketing Data Analyst .....	Caroline Bernardi
Pricing Analyst.....	Julie Parra

**Ticket Sales**

---

Manager, Business Development .....	Scott Brinkman
Sr. Account Executive, Business Development .....	Parker Newton
Account Executives, Business Development .....	Brian Haynes, Brian Howard, Richard Kaye, Laura Koerber, Will Reilly, Nick Robbin Allie Rumpanos, Kayla Taylor, Adam Watts, Brian Wulf, Jory Zemanek
Director, Group Sales.....	Josh Feinberg
Manager, Events & Theme Nights.....	Alissa Persichetti
Manager, Group Sales & Hospitality .....	Michael Rodgers
Sr. Account Executives, Group Sales .....	Phil Chapman, Ashley Carrillo
Account Executives, Group Sales & Hospitality .....	George Adkins, Anton Calvin, Justin Jabs, Matt Jorgensen Eric Kohler, Eamon Sayed, Danny Sikkenga, Kaitlyn Welsh
Assistant, Group Sales & Hospitality .....	Kristin Chaney
Senior Manager, The CORE .....	Christopher Flynn
Associates, The CORE.....	Eric Bohne, Jordan Bufford, Imani Davis, Sean Dobbyn, Christina Fischer, Jane Fountain, Gunner Garn, Jordan Gentry, Peter Ha, Savanna Jurkovic, Alex Kosinski, Miracle Lites Quinten McLane, Ryan Meisenheimer, Tosh Meyers, Delaney Swan, Noah Villegas

**New Ballpark Sales**

---

Director, New Ballpark Sales .....	Suzy Alvarez
Senior Manager, Premium & New Ballpark Sales .....	Tyler Heinkel
Manager, Premium & New Ballpark Sales .....	Keyon Nash, Paul Suhomel, Chris Van Dyne
Senior Analyst, New Ballpark Sales.....	Jake Meagher
Sales Development Representatives.....	Ryan Brand, Jack Rowley



**Spring Training Business Operations**

Director, Spring Training Business Operations .....	Joe Pun
Spring Training Sales Manager .....	Scott Krinsky
Spring Training Activation & Community Manager .....	Sydney Sprenger

**Ticket Services**

Senior Director of Service & Retention .....	Josh Ziegenbusch
Manager, Membership Services .....	Matt Seu
Account Executives, Membership Services .....	Erika Busch, Mariah Fitzpatrick, Zach Hernandez, Jenna Inman
Membership Services Coordinator .....	Xavier Rentz, Ross Melen, Veronica Perry
Membership Services Representatives .....	Amanda DeMello
Premium Services Manager .....	Curtis Hinkle, Spencer Wilson
Premium Services Coordinator .....	Nicola Norris
Premium Services Representative .....	Deepika Desai
Premium Services Representative .....	Niko Domingo

**Ticket Operations**

Director of Ticket Operations .....	David Adame
Senior Manager, Ticket Operations .....	Austin Redman
Coordinator, Ticket Technology .....	JJ Vanni
Box Office Coordinator .....	Patricia Heagy
Ticket Operations Coordinator .....	Allie Guido

**STADIUM OPERATIONS**

Vice President, Stadium Operations .....	David Rinetti
Senior Director of Stadium Operations .....	Paul La Veau
Director of Concessions & Merchandise .....	Nicole Morgan
Senior Manager of Stadium Operations Events .....	Kristy Ledbetter
Senior Manager of Stadium Services .....	Randy Duran
Senior Manager, Guest Services .....	Elisabeth Aydelotte
Senior Manager, Stadium Operations .....	Matt Van Norton
Stadium Operations Systems Manager .....	Jason Silva
Stadium Operations Events Coordinator .....	Andrew Hudgins
Stadium Operations Scheduler .....	Sarah Halsey
Stadium Operations Payroll Specialist .....	Desiree Powers
Guest Experience Coordinator .....	Nick Bigot
Guest Services Assistant .....	Giancarlo Bautista
Stadium Operations Coordinator .....	Matt Wannemuehler
Manager of Authentication .....	Erik Farrell
Head Groundskeeper .....	Clay Wood
Assistant Groundskeeper .....	Zack Ricketts
Arizona Groundskeeper .....	Chad Huss

**REAL ESTATE**

Managing Director – Real Estate .....	Lydia Tan
Sr. Director, Land Development .....	Sam Worden
Director, Real Estate .....	Anye Spivey
Senior Manager, Project Development .....	Noah Rosen
Senior Real Estate Analyst .....	Leo Yang
Project Coordinators .....	Grace Howard, Dominic Williams

**LEGAL**

Vice President, General Counsel .....	D’Lonra Ellis
Senior Counsel .....	Rhean Fajardo, Hemmy So

**PEOPLE OPERATIONS**

Vice President, People Operations .....	Andre Chambers
Director, People Operations .....	Tina Buss
Senior People Operations Manager .....	Adam Scoggan
Human Resources Business Partner, Stadium Operations .....	Diane Binder
Human Resources Coordinators .....	Katie Strehlow, Mari Rodriguez

**Alumni and Family Relations**

Director, Alumni and Family Relations .....	Detra Paige
Senior Coordinator, Alumni and Family Relations .....	Melissa Guzman

## Front Office Directory, continued

### Office Services

Office Services Coordinator .....	Andrea Ramsey
Office Services Assistant .....	Lori Ruhmann

### Administration

Executive Assistants .....	Jeshia Edgerton, Kai Glass, Fallan Groth, Stephany Tone
----------------------------	---

### FINANCE

Vice President, Finance .....	Adam Buckfelder
-------------------------------	-----------------

### Finance and Accounting

Senior Director of Finance .....	Kasey Jarcik
Director of Accounting .....	John Anki
Senior Manager, Payroll .....	Rose Dancil
Accounting Manager .....	Aaron Wall
Financial Analysts .....	Alex Wong, Ryan De Vera
Senior Accountant, Accounts Payable .....	Isabelle Mahaffey
Senior Accountants .....	Danna Mouat, Paul Basilio
GL Accountant .....	Stephen Curry

### TECHNOLOGY

Vice President, Technology .....	Vince Vengapally
Senior Manager, Innovation Technology .....	Dylan Webster
Senior Systems Administrator .....	Kevin Lowe
Associate Product Manager (Fan Experience) .....	Eva Liu
Senior IT Support Administrators .....	Shaunna Brotherton, Dave Cramer
Senior Director, Engineering & Multimedia Services .....	David Don
Engineering & Multimedia Services Manager .....	Marisela Ruiz-Acosta

## OAKLAND A'S RECENT EJECTIONS

Date	Player/Coach	Umpire	Date	Player/Coach	Umpire
June 12, 2019	Bob Melvin	Sean Barber	May 17, 2014	Scott Kazmir	Jerry Layne
June 2, 2019	Stephen Piscotty	Alan Porter	Aug. 14, 2013	Bob Melvin	Doug Eddings
June 2, 2019	Bob Melvin	Alan Porter	May 29, 2013	Chip Hale	Brian Knight
June 1, 2019	Marcus Semien	Alan Porter	May 14, 2013	Bob Melvin	D.J. Reyburn
May 28, 2019	Joakim Soria	James Hoye	May 8, 2013	Bob Melvin	Angel Hernandez
May 13, 2019	Bob Melvin	D.J. Reyburn	April 25, 2013	Curt Young	Jim Reynolds
Sept. 18, 2018	Bob Melvin	Larry Vanover	April 13, 2013	Bob Melvin	Andy Fletcher
July 10, 2018	Bob Melvin	David Rackley	Sept. 18, 2012	Jesse Chavez	Jerry Meals
Sept. 6, 2017	Matt Chapman	Mike Everitt	June 23, 2012	Coco Crisp	Tony Randazzo
Sept. 4, 2017	Darren Bush	Jordan Baker	June 9, 2012	Bob Melvin	Tim McClelland
May 27, 2017	Bob Melvin	Will Little	May 19, 2012	Bob Melvin	James Hoye
May 27, 2017	Jed Lowrie	Will Little	May 17, 2012	Bob Melvin	Laz Diaz
May 20, 2017	Bob Melvin	Mike Winters	July 31, 2011	Ryan Sweeney	Dan Bellino
May 4, 2017	Ryon Healy	Mike Muchlinski	July 22, 2011	Gerald Perry	Marty Foster
Sept. 20, 2016	Danny Valencia	Marty Foster	June 16, 2011	Bob Melvin	Tim Tschida
Aug. 5, 2016	Danny Valencia	Mike Estabrook	May 27, 2011	Bob Geren	Angel Campos
Aug. 4, 2016	Khrist Davis	Eric Cooper	May 7, 2011	Josh Willingham	Bill Miller
July 15, 2016	Yonder Alonso	Mark Wegner	Sept. 12, 2010	Daric Barton	Hunter Wendelstedt
July 15, 2016	Bob Melvin	Mark Wegner	Aug. 3, 2010	Bob Geren	Gary Darling
July 7, 2016	Coco Crisp	D.J. Reyburn	July 27, 2010	Jack Cust	Kerwin Danley
Aug. 17, 2015	Sam Fuld	Brian Knight	July 20, 2010	Coco Crisp	Bob Davidson
Aug. 17, 2015	Bob Melvin	Brian Knight	July 6, 2010	Daric Barton	Mike Winters
July 22, 2015	Bob Melvin	Hunter Wendelstedt	June 23, 2010	Bob Geren	Jerry Crawford
May 3, 2015	Craig Gentry	Andy Fletcher	June 7, 2010	Jim Skaalen	Eric Cooper
April 26, 2015	Bob Melvin	Quinn Wolcott	May 23, 2010	Bob Geren	Greg Gibson
Aug. 31, 2014	Bob Melvin	Gerry Davis	Sept. 22, 2009	Adam Kennedy	Eric Cooper
July 11, 2014	Bob Melvin	James Hoye	August 16, 2009	Bob Geren	Gary Darling
July 11, 2014	Nick Punto	James Hoye	July 28, 2009	Bob Geren	Adrian Johnson
June 21, 2014	Bob Melvin	Quinn Wolcott	May 25, 2009	Jim Skaalen	Brian Knight
June 14, 2014	Josh Donaldson	Hal Gibson	May 9, 2009	Bob Geren	Paul Nauert
June 8, 2014	Fernando Abad	Adrian Johnson			

## FRONT OFFICE PROFILES

### DAVID KAVAL

#### President



On Nov. 17, 2016, David Kaval was named the seventh president in the history of the Oakland Athletics.

As one of the most dynamic leaders currently in sports, Kaval has led a complete transformation of the organization. He has repositioned the internal and external perception of the Club and has driven a number of innovative initiatives to propel the business forward.

Kaval is leading the Club's efforts to open a new ballpark in Oakland. On Nov. 28, 2018, the organization announced its desire to build its privately financed, 34,000-capacity waterfront ballpark at the Howard Terminal site at the Port of Oakland. The ballpark design is led by Bjarke Ingels Group (BIG), Copenhagen, New York, and London based groups of architects and designers. BIG's architecture emerges out of a careful analysis of how contemporary life constantly evolves and changes and creates architecture by mixing conventional ingredients such as living, leisure, working, parking, and shopping. The ballpark is designed to be the most intimate in Major League Baseball, and it will feature an elevated park that wraps and frames the bowl, and it will anchor a new, vibrant waterfront district in Jack London Square that features a mix of housing, including affordable housing, offices, restaurants, retail, parks, and public gathering spaces.

The A's and the Port of Oakland Board of Commissioners entered into an Exclusive Negotiation Agreement in April 2019. On May 13, 2019, the board commissioners voted 7-0 to approve and authorize the Executive Director to execute the initial term sheet.

Kaval has worked collaboratively with State officials to develop and pass legislation related to the waterfront ballpark project. Since 2018, Kaval has worked closely with legislators to craft and support AB 734 (2018), which provides expedited judicial review in exchange for the highest environmental standards of any ballpark project; AB 1191 (2019), to simplify the regulatory approval process for the ballpark, as well as housing, retail, and mixed-use development at the waterfront site; and SB 293 (2019), which helps the City of Oakland finance infrastructure and transportation projects for a new ballpark.

Kaval has made it a priority to engage the community to ensure the ballpark project is bigger than baseball. The A's have hosted hundreds of community meetings and workshops since 2018, giving residents a voice to share their perspectives and insights on how the ballpark can benefit and provide opportunities in Oakland. In addition to community engagement meetings, Kaval has implemented a number of initiatives to connect with fans and community stakeholders, including hosting weekly office hours, participating in town hall meetings, posting blog and Facebook Live updates, and communicating via Twitter and Instagram at @DaveKaval.

He is also leading the A's plans to redevelop the current Coliseum site. Preliminary plans include a large park surrounded by substantial new housing, including affordable housing, a skills center, community gathering spaces, office and retail space, and restaurants. On Dec. 23 2019, the Alameda County Board of Supervisors voted 5-0 to sell the County's 50 percent interest of the Oakland Alameda County Coliseum Complex for \$85 million to the A's.

In his three seasons as president, Kaval has enhanced the fan experience by making upgrades to the Oakland Coliseum, introduced a forward-thinking season ticket program called "A's Access," hosted MLB's first completely free game, and the largest game in Oakland Coliseum history when 56,310 fans attended the game versus the San Francisco Giants on July 21, 2018.

In addition to delivering the best baseball experience for the Club's fans, Kaval is committed to increasing the organization's community impact. In 2018, the Club donated more than \$2.6M back to the community, distributed more than 100,000 game tickets free of charge to fans, and engaged

#### OAKLAND A'S PRESIDENTS

President	Years
Charles O. Finley	1968-80
Roy Eisenhardt	1981-86
Walter J. Haas	1990-92
Sandy Alderson	1993-95; 1997-98
Steve Schott	1996
Michael Crowley	1998-2016
David Kaval	2017-present

more than 35,000 students in education initiatives, and provided 15,000 youth baseball and softball players opportunities to play the game.

Kaval previously served as the president of the San Jose Earthquakes of Major League Soccer. He oversaw the business and soccer sides of the franchise and represented the club on the Major League Soccer Board of Governors. He continues to serve as a Board Member of the San Jose Earthquakes.

During his time with the Quakes, the team won the 2012 Supporters' Shield, which is awarded to the MLS team with the best regular season record. His success with the team culminated in the opening of Avaya Stadium – the Quakes' \$100M privately financed soccer stadium – on March 22, 2015. Kaval developed the innovative \$20M naming rights partnership with Avaya, which helped create the first cloud-enabled stadium. Since opening its gates, Avaya Stadium has held numerous events including the 2016 MLS All-Star Game and World Cup Qualifiers. The 18,000-seat venue also houses the largest outdoor bar in North America.

Prior to joining the Earthquakes, Kaval founded the independent Golden Baseball League (GBL) in 2003. Memorable GBL alumni include Hall of Famer Rickey Henderson, Jose Canseco, Daniel Nava, Jose Lima, and Mark Prior. Kaval has also spent time in the Office of the President of the United States in Washington, D.C., where he worked on the National Security budget as part of the Office of Management and Budget (OMB).

He serves on a number of boards, including the Bay Area Council and Rocketship Education, in addition to the National Governing Board of the Positive Coaching Alliance (PCA) and the Young Presidents' Organization (YPO).

In 2000, Kaval co-authored a book entitled "The Summer that Saved Baseball," which highlighted a tour of all 30 Major League Baseball stadiums in the summer of 1998. He is also a lecturer in management at the Stanford Graduate School of Business (GSB) where he teaches sports management.

A native of Cleveland, Ohio, Kaval earned a B.A. with honors in International Relations and an M.B.A. from Stanford University. He is a long-time resident of Menlo Park and lives there with his wife and two daughters.

## **BILLY BEANE**

### **Executive Vice President, Baseball Operations**

Billy Beane, who is considered one of the most progressive and talented executives in the game today, has molded the A's into one of baseball's most respected teams since he was named head of baseball operations following the 1997 season. He was promoted to his current position of executive vice president of baseball operations on Oct. 5, 2015, after 18 seasons as general manager.

Under his watch, the A's have compiled a 1890-1672 (.531) record over the last 22 years, which is the fourth-best record in the American League and sixth best in all of baseball during that time frame. The A's have six American League West titles (2000; 2002-03; 2006; 2012-13) and have secured four AL Wild Card spots (2001; 2014; 2018; 2019) during that span. His teams have posted 90 or more wins in 10 of the last 20 years. The A's 10 postseason appearances since the 2000 season are tied for sixth most among all Major League teams, trailing only New York-AL (16), St. Louis (13), Los Angeles-NL (11) and Atlanta (11) and are tied with Boston.

Beane received MLB's inaugural Executive of the Year award in 2018 and has been named Major League Executive of the Year by Baseball America two times (2002; 2013) and The Sporting News Executive of the Year three times (1999; 2012; 2018). He also earned MLB.com's Greatness in Baseball Yearly (GIBBY) Award as the 2012 MLB Executive of the Year and the 2012 Legacy Awards' Rube Foster Award as AL Executive of the Year, presented by the Negro League Baseball Museum. In November of 2001, Beane was named to Street & Smith's Sport Business Journal's "40 Under 40" list, honoring the nation's top 40 sports executives under the age of 40.

Additionally, Beane earned the prestigious Inspirational Leader Award from Leaders in Sport at the 2017 Sport Business Summit in London and was named to the Forbes list of 100 Greatest Living Business Minds in 2017.



During his tenure, A's players have garnered numerous individual accolades. Jason Giambi and Miguel Tejada earned American League Most Valuable Player awards in 2000 and 2002, respectively. Barry Zito was named the American League's Cy Young Award winner in 2002 while Bobby Crosby (2004), Huston Street (2005) and Andrew Bailey (2009) have all won AL Rookie of the Year honors.

Beane has continually remolded a team that has posted one of the majors' best records over the last decade. Over the years, his ability to acquire pivotal players through trades has proven instrumental in keying several playoff runs.

Beane's executive talents and the organization's baseball philosophy were the subject of Michael Lewis' best-selling book "Moneyball: The Art of Winning an Unfair Game," which opened the eyes of many of the top sports executives and business CEOs in the nation. The book has since been made into a full-length motion picture featuring Brad Pitt in the starring role, which premiered in 2011.

As a result, Beane remains in great demand on the national speaking circuit, where he regularly addresses top companies on his management approach of identifying and using undervalued assets to create and sustain a competitive edge. He sits on the board of directors for the Dutch professional football club AZ Alkmaar and recently became a minority owner of the British football club Barnsley FC.

Further demonstrating his unique tastes and interests, Beane was invited to speak at Rupert Murdoch's News Corp. management retreat in Pebble Beach, Calif., in 2006, an event that focused on issues such as volunteerism, technology and politics and featured leaders and luminaries from around the world. Among the VIP who attended were British Prime Minister Tony Blair, Israeli Vice Premier Shimon Peres, former President Bill Clinton, former Vice President Al Gore, former House Speaker Newt Gingrich, former Harvard President Lawrence Summer and U2 lead singer Bono.

In 2008, Beane also collaborated with Gingrich and Sen. John Kerry in co-authoring an article in the New York Times offering possible remedies for the U.S. health care crisis. In addition, he was honored by PromaxBDA Sports Media Marketing Awards with the "Game Changer Award" in 2011, an accolade given to a "cultural trendsetter who, through the development of new technologies, applications, business models, and industries, has transformed the business of Sports Media and Sports Media Marketing."

Beane joined the A's front office staff in 1990 as the club's major league advance scout. In 1993, former A's president and general manager Sandy Alderson promoted him to the assistant general manager's position when Walt Jocketty left the organization to accept the assistant general manager's job in Colorado. Alderson handed over his general manager's duties to Beane on Oct. 17, 1997.

A first round draft pick (23rd overall) of the New York Mets in the 1980 June Free Agent Draft, Beane played six major league seasons as an infielder, outfielder and catcher for the Mets, Minnesota Twins, Detroit Tigers and A's. His final season in uniform was 1989 when he was a utility player on the A's World Championship team. Beane retired as an active player in the spring of 1990.

A native of San Diego, Calif., Beane attended Mt. Carmel High School and UC San Diego, where he studied economics. Billy and his wife, Tara, reside in Danville, Calif., with their twins, Brayden and Tinsley. His daughter, Casey, is a graduate of Kenyon (Ohio) College.

## OAKLAND A'S HEAD OF BASEBALL OPERATIONS

Name	Years
Charles O. Finley	1968-79
Billy Martin	1980-82
Walt Jocketty, Dick Wincek	1983
Sandy Alderson	1983-97
<b>Billy Beane</b>	<b>1997-Present</b>

## SIGNIFICANT AND RECENT TRADES MADE IN THE BILLY BEANE ERA

### 1997

Nov. 7	Acquired P Kenny Rogers and cash from New York (AL) for a PTBNL (IF Scott Brosius on November 18).
Dec. 8	Acquired P Mike Fetters from Cleveland for P Steve Karsay.

### 1998

April 8	Acquired C Mike Macfarlane and cash from Kansas City for OF Shane Mack and a PTBNL (minor league P Greg Hansell on May 8).
July 12	Acquired P Tim Worrel from Cleveland for minor league IF Adam Robinson.

## Front Office Profiles, continued

### 1999

July 23	Acquired minor league OF Terrence Long and minor league P Leonar Vasquez from New York (NL) for P Kenny Rogers.
July 29	Acquired P Omar Olivares and IF Randy Velarde from Anaheim for minor league OF Jeff DaVanon, minor league OF Nathan Haynes and minor league P Elvin Nina.
July 31	Acquired P Kevin Appier from Kansas City for P Brad Rigby, minor league P Blake Stein and minor league P Jeff D'Amico.
July 31	Acquired P Jason Isringhausen and P Greg McMichael from New York (NL) for P Billy Taylor.
Dec. 13	Acquired P Justin Miller from Colorado for P Jimmy Haynes. (Trade was part of a four-team deal in which Colorado traded Haynes, C Henry Blanco and P Jamey Wright to Milwaukee; Milwaukee then traded IF Jeff Cirillo, P Scott Karl and cash to Colorado; Colorado traded IF Vinny Castilla to Tampa Bay; Tampa Bay traded P Rolando Arrojo and IF Aaron Ledesma to Colorado).

### 2000

Feb. 18	Acquired OF Jeremy Giambi from Kansas City for P Brett Laxton.
July 28	Acquired P Jim Mecir and P Todd Belitz from Tampa Bay for minor league P Jesus Colome and cash.
Nov. 17	Acquired minor league P Ryan Cullen and minor league P Aaron Harang from Texas for IF Randy Velarde.
Nov. 20	Acquired P Eric Ireland from Chicago (NL) for OF Matt Stairs.
Dec. 7	Acquired P Chad Bradford from Chicago (AL) for minor league C Miguel Olivo.

### 2001

Jan. 8	Acquired P Roberto Hernandez and P Cory Lidle from Tampa Bay for OF Ben Grieve and cash; traded P Roberto Hernandez, C A.J. Hinch, minor league IF Angel Berroa and cash to Kansas City for OF Johnny Damon, minor league IF Mark Ellis and cash.
March 28	Acquired IF Eric Hinske from Chicago (NL) for minor league IF Miguel Cairo; as part of the deal, the A's also refused the return of Rule 5 Draft selection P Scott Chiasson.
July 3	Acquired OF Ron Gant from Colorado for minor league OF Robin Jennings.
July 25	Acquired OF Jermaine Dye from Kansas City in a three-team trade in which Colorado sent infielder Neifi Perez to Kansas City and Oakland sent minor league OF Mario Encarnacion, minor league IF Jose Ortiz and minor league P Todd Belitz to Colorado.
Nov. 2	Acquired minor league IF Adam Morrissey from Chicago (NL) for IF Mark Bellhorn.
Dec. 7	Acquired P Billy Koch from Toronto for IF Eric Hinske and P Justin Miller.
Dec. 14	Acquired OF David Justice and cash from New York (NL) for P Mark Guthrie and P Tyler Yates.

### 2002

Jan. 14	Acquired IF Carlos Peña and P Mike Venafro from Texas for P Mario Ramos, IF Jason Hart, OF Ryan Ludwick and minor league C Gerald Laird.
March 18	Acquired P Justin Duchscherer from Texas for P Luis Vizcaino.

May 22	Acquired OF John Mabry from Philadelphia for OF Jeremy Giambi.
July 5	Acquired P Ted Lilly, minor league OF John-Ford Griffin and minor league P Jason Arnold from New York (AL) as part of a three-team, seven player trade in which the A's sent IF Carlos Pena, P Franklyn German and a PTBNL (P Jeremy Bonderman on Aug. 22) to Detroit for P Jeff Weaver and cash. The A's then sent Weaver to New York to complete the deal.
July 25	Acquired Ray Durham from Chicago (AL) for minor league P Jon Adkins.
July 30	Acquired P Ricardo Rincon from Cleveland for minor league IF Marshall McDougall.
Nov. 16	Acquired minor league IF Mike Rouse and minor league P Chris Mowday for Toronto for P Cory Lidle.
Dec. 3	Acquired P Keith Foulke, C Mark Johnson and minor league P Joe Valentine for P Billy Koch and two minor league players to be named later (P Neal Cotts and OF Daylan Holt on December 16).
Dec. 15	Acquired IF Erubiel Durazo from Arizona in a four-team trade in which the A's sent a minor league PTBNL (P Jason Arnold on December 16) to Toronto; Toronto sent IF Felipe Lopez to Cincinnati; Cincinnati sent P Elmer Dessens to Arizona.

### 2003

July 30	Acquired OF Jose Guillen from Cincinnati for minor league pitchers Aaron Harang, Joe Valentine and Jeff Bruksch.
Nov. 18	Acquired OF Bobby Kielty and a PTBNL from Toronto for P Ted Lilly.
Nov. 26	Acquired OF Mark Kotsay from San Diego for C Ramon Hernandez and OF Terrence Long.
Dec. 21	Acquired C Damian Miller and cash from Chicago (NL) for a PTBNL (Chris Mowday).

### 2004

April 17	Acquired P Kirk Saarloos from Houston for P Chad Harville.
June 24	Acquired P Octavio Dotel and cash from Kansas City for minor league P Mike Wood and minor league IF Mark Teahan.
Nov. 27	Acquired C Jason Kendall from Pittsburgh for P Mark Redman and P Arthur Rhodes.
Dec. 15	Acquired IF Keith Ginter from Milwaukee for minor league P Justin Lehr and OF Nelson Cruz.
Dec. 16	Acquired P Juan Cruz, P Dan Meyer and OF Charles Thomas from Atlanta for P Tim Hudson.
Dec. 18	Acquired P Kiko Calero, P Danny Haren and minor league C Daric Barton from St. Louis for P Mark Mulder.

### 2005

July 13	Acquired OF Jay Payton and cash from Boston for P Chad Bradford; acquired P Joe Kennedy and P Jay Witasick from Colorado for OF Eric Byrnes, minor league IF Omar Quintanilla and cash.
Dec. 5	Acquired P Chad Gaudin from Toronto for a PTBNL (Dustin Majewski).
Dec. 13	Acquired OF Milton Bradley and IF Antonio Perez from Los Angeles (NL) for minor league OF Andre Ethier.

### 2007

June 29	Acquired P Andrew Brown from San Diego for OF Milton Bradley and cash.
---------	--

- July 16 Acquired C Rob Bowen and P Jerry Blevins from Chicago (NL) for C Jason Kendall and cash.
- Nov. 18 Acquired P Kristian Bell and P Graham Godfrey from Toronto for IF Marco Sclutaro.
- Dec. 14 Acquired P Brett Anderson, P Dana Eveland, P Greg Smith, IF Chris Carter, OF Aaron Cunningham, OF Carlos Gonzalez from Arizona for P Dan Haren and P Connor Robertson.

**2008**

- Jan. 3 Acquired P Gio Gonzalez, P Fautino De Los Santos and OF Ryan Sweeney from Chicago (AL) for OF Nick Swisher.
- Jan. 14 Acquired P Joey Devine and P Jamie Richmond from Atlanta for OF Mark Kotsay and cash.
- July 8 Acquired P Sean Gallagher, C Josh Donaldson, IF Eric Patterson and OF Matt Murton from Chicago (NL) for P Rich Harden and P Chad Gaudin.
- July 17 Acquired P Josh Outman, IF Adrian Cardenas and OF Matt Spencer from Philadelphia for P Joe Blanton.
- Nov. 12 Acquired OF Matt Holliday from Colorado for P Greg Smith, P Huston Street and OF Carlos Gonzalez.

**2009**

- Feb. 2 Acquired RHP Michael Wuertz from Chicago (NL) for OF Richie Robnett and IF Justin Sellers.
- July 5 Acquired OF Scott Hairston from San Diego for P Sean Gallagher, P Craig Italiano and P Ryan Webb.
- July 24 Acquired P Clayton Mortensen, IF Brett Wallace and OF Shane Peterson from St. Louis for OF Matt Holliday.
- July 31 Acquired IF Tyler Ladendorf from Minnesota for IF Orlando Cabrera.

**2010**

- Jan. 16 Acquired IF Kevin Kouzmanoff and minor league IF Eric Sogard from San Diego for OF Scott Hairston and OF Aaron Cunningham.
- Feb. 1 Acquired IF Adam Rosales and OF Willy Taveras from Cincinnati for IF Aaron Miles and cash.
- Nov. 10 Acquired OF David DeJesus from Kansas City for P Vin Mazzaro and minor league P Justin Marks.
- Nov. 17 Acquired minor league Ps Trystan Magnuson and Daniel Farquhar from Toronto for OF Rajai Davis.
- Dec. 16 Acquired OF Josh Willingham from Washington for P Henry Rodriguez and OF Corey Brown.

**2011**

- Jan. 8 Acquired RHP Guillermo Moscoso from Texas for minor league RHP Ryan Kelly.
- June 30 Acquired RHP Bruce Billings and a PTBNL (OF Eliezer Mesa on September 30) from Colorado for 2B Mark Ellis and cash.
- July 31 Acquired LHP Jordan Norberto and 1B Brandon Allen from Arizona for RHP Brad Ziegler.
- Dec. 9 Acquired RHP Ryan Cook, OF Collin Cowgill and RHP Jarrod Parker from Arizona for LHP Craig Breslow, RHP Trevor Cahill and cash.
- Dec. 23 Acquired RHP A.J. Cole, LHP Tommy Milone, C Derek Norris and RHP Brad Peacock from Washington for LHP Gio Gonzalez and RHP Rob Gilliam.
- Dec. 28 Acquired RHP Raul Alcantara, IF Miles Head and OF Josh Reddick from Boston for RHP Andrew Bailey and OF Ryan Sweeney.

**2012**

- Jan. 16 Acquired OF Seth Smith from Colorado for RHP Guillermo Moscoso and LHP Josh Outman.

- Aug. 3 Acquired minor league C David Freitas from Washington for C Kurt Suzuki and cash.
- Aug. 20 Acquired SS Stephen Drew from Arizona for minor league IF Sean Jamieson.
- Oct. 20 Acquired OF Chris Young and cash from Arizona for SS Cliff Pennington and minor league IF Yordy Cabrera.
- Nov. 16 Acquired P Andrew Werner and IF Andy Parrino from San Diego for P Tyson Ross and minor league IF A.J. Kirby-Jones.

**2013**

- Jan. 16 Acquired C John Jaso from Seattle in a three-team trade in which the A's sent minor league Ps A.J. Cole, Blake Treinen and a PTBNL (minor league P Ian Krol on March 20) to Washington and Washington sent OF Michael Morse to Seattle.
- Feb. 4 Acquired IF Jed Lowrie and P Fernando Rodriguez from Houston for IF Chris Carter, P Brad Peacock and minor league C Max Stassi.
- July 30 Acquired IF Alberto Callaspo from Los Angeles (AL) for minor league IF Grant Green.
- Aug. 23 Acquired C Kurt Suzuki and cash from Washington for minor league P Dakota Bacus.
- Nov. 25 Acquired P Fernando Abad from Washington for minor league IF John Wooten.
- Dec. 2 Acquired P Jim Johnson from Baltimore for IF Jemile Weeks and a PTBNL (minor league C David Freitas on December 12).
- Dec. 3 Acquired IF Craig Gentry and P Josh Lindblom from Texas for OF Michael Choice and minor league IF Chris Bostick; Acquired P Luke Gregerson from San Diego for OF Seth Smith.
- Dec. 10 Acquired P Drew Pomeranz and minor league P Chris Jensen from Colorado for P Brett Anderson and cash.
- Dec. 11 Acquired minor league OF Billy Burns from Washington for P Jerry Blevins.

**2014**

- July 5 Acquired Ps Jeff Samardzija and Jason Hammel from Chicago (NL) for P Dan Straily, minor league IF Addison Russell, minor league OF Billy McKinney and a PTBNL or cash.
- July 31 Acquired P Jon Lester, OF Jonny Gomes and cash from Boston for OF Yoenis Céspedes and a 2015 Competitive Balance Pick; Acquired OF Sam Fuld from Minnesota for P Tommy Milone.
- Aug. 31 Acquired DH Adam Dunn and cash from Chicago (AL) for minor league P Nolan Sanburn.
- Nov. 23 Acquired IF Ike Davis and international bonus slot 86 from Pittsburgh for international bonus slot 27.
- Nov. 28 Acquired IF Brett Lawrie, Ps Kendall Graveman and Sean Nolin and minor league IF Franklin Barreto from Toronto for IF Josh Donaldson.
- Dec. 8 Acquired minor league IF Joey Wendle from Cleveland for 1B/OF Brandon Moss.
- Dec. 9 Acquired P Chris Bassitt, C Josh Phegley, IF Marcus Semien and minor league IF Rangel Ravelo from the Chicago White Sox for P Jeff Samardzija and P Michael Ynoa.
- Dec. 11 Acquired IF/OF Mark Canha from Colorado for minor league P Austin House and cash.
- Dec. 18 Acquired P R.J. Alvarez and P Jesse Hahn from San Diego for C Derek Norris, minor league P Seth Streich and international bonus slot 117.

## Front Office Profiles, continued

### 2015

Jan. 10	Acquired IFs Ben Zobrist and Yunel Escobar from Tampa Bay for C John Jaso, minor league IF Daniel Robertson, minor league OF Boog Powell and cash.
Jan. 14	Acquired P Tyler Clippard from Washington for IF Yunel Escobar.
July 23	Scott Kazmir traded to the Houston Astros for minor league RHP Daniel Mengden and minor league C Jacob Nottingham.
July 27	Tyler Clippard and cash traded to the New York Mets for minor league RHP Casey Meisner.
July 28	Ben Zobrist and cash traded to the Kansas City Royals for RHP Aaron Brooks and minor league LHP Sean Manaea.
Nov. 20	Liam Hendriks acquired from Toronto for Jesse Chavez.
Nov. 25	Jed Lowrie acquired from Houston for minor leaguer Brendan McCurry.
Dec. 2	Yonder Alonso and Marc Rzepczynski acquired from San Diego for Drew Pomeranz, Jose Torres and a player to be named later (Jabari Blash).
Dec. 8	Evan Scribner traded to Seattle for minor leaguer Trey Cochran-Gill.
Dec. 9	J.B. Wendelken and minor leaguer Zack Erwin acquired from the Chicago White Sox for Brett Lawrie.

### 2016

Feb. 12	Khris Davis acquired from Milwaukee for minor leaguers Bubba Derby and Jacob Nottingham.
Feb. 25	Chris Coghlan acquired from the Chicago Cubs for Aaron Brooks.
June 9	Chris Coghlan traded to the Chicago Cubs for Arismendy Alcantara.
July 30	Billy Burns traded to the Kansas City Royals for Brett Eibner.
Aug. 1	Rich Hill and Josh Reddick traded to the Los Angeles Dodgers for Jharel Cotton, Frankie Montas and minor leaguer Grant Holmes.
Aug. 25	Marc Rzepczynski and cash traded to Washington for minor leaguer Max Schrock.
Aug. 31	Coco Crisp and cash traded to Cleveland for minor leaguer Colt Hynes.
Nov. 12	Paul Blackburn acquired from Seattle for Danny Valencia.

### 2017

Jan. 26	Dillon Overton traded to Seattle for minor leaguer Jason Goldstein.
June 17	Trevor Plouffe traded to Tampa Bay with cash for cash.
July 16	Sean Doolittle and Ryan Madson traded to Washington for Blake Treinen and minor leaguers Sheldon Neuse and Jesus Luzardo.
July 31	Sonny Gray traded to the New York Yankees with \$1.5 million international bonus slot cash in exchange for Dustin Fowler, Jorge Mateo and minor leaguer James Kaprielian; Adam Rosales traded to Arizona for minor leaguer Jeferson Mejia.
August 6	Yonder Alonso traded to Seattle for Boog Powell.
August 15	Chris Hatcher acquired from the Los Angeles Dodgers for \$500,000 international slot money.
August 16	Sam Moll acquired from Colorado for a player to be named later or cash.

August 23	Rajai Davis traded to Boston for minor league outfielder Rafael Rincones.
Nov. 15	Ryon Healy traded to Seattle for Emilio Pagan and minor leaguer Alexander Campos.
Nov. 22	Jaycob Brugman traded to Baltimore for a player to be named later (minor leaguer Jake Bray on Dec. 19).
Dec. 11	Joey Wendle traded to Tampa Bay for a player to be named later (minor leaguer Jonah Heim on Dec. 19).
Dec. 14	Stephen Piscotty acquired from St. Louis for Yairo Muñoz and minor leaguer Max Schrock.

### 2018

Jan. 29	Ryan Buchter, Brandon Moss and cash acquired from Kansas City for Jesse Hahn and Heath Fillmyer.
March 31	Josh Lucas acquired from St. Louis for minor league pitcher Casey Meisner.
April 19	Trayce Thompson traded to the Chicago White Sox for cash or a player to be named later.
April 25	Wilmer Font acquired from the Los Angeles Dodgers for minor league pitcher Logan Salow.
May 25	Wilmer Font traded to Tampa Bay for minor league pitcher Peter Bayer.
July 21	Jeury's Familia acquired from the New York Mets for minor leaguers Bobby Wahl and Will Toffey and \$1,000,000 international slot money.
Aug. 5	Shawn Kelley and cash considerations acquired from Washington for international slot money.
Aug. 6	Mike Fiers acquired from the Detroit Tigers for two players to be named later (minor league pitchers Nolan Blackwood on Aug. 6 and Logan Shore on Sept. 19).
Aug. 9	Fernando Rodney acquired from the Minnesota Twins for minor leaguer Dakota Chalmers.
Aug. 31	Cory Gearrin acquired from Texas for minor league pitchers Abdiel Mendoza and Teodoro Ortega.
Sept. 3	Aaron Brooks acquired from Milwaukee for cash considerations.
Nov. 20	Tanner Anderson acquired from Pittsburgh for a player to be named later (minor leaguer Wilkin Ramos on Dec. 1).
Dec. 21	Acquired Jurickson Profar from Texas in a three-team trade in which the A's sent minor leaguer Eli White and international bonus slot cash to Texas and pitcher Emilio Pagan and the A's Competitive Balance Round A pick in the 2019 First-Year Player Draft to Tampa Bay; Rangers sent minor leaguer Rollie Lacy to the Rays and Tampa Bay sent minor leaguers Kyle Bird, Brock Burke and Yoel Espinal to Texas.

### 2019

March 27	Kendrys Morales and cash considerations acquired from the Toronto Blue Jays for minor league infielder Jesus Lopez and international slot money.
May 14	Kendrys Morales and cash traded to the New York Yankees for a player to be named later or cash considerations.
July 14	Homer Bailey acquired from Kansas City for minor leaguer Kevin Merrell.
July 27	Jake Diekmann acquired from the Kansas City Royals for minor league pitcher Ismael Aquino and minor league outfielder Dairon Blanco.
July 31	Tanner Roark and cash considerations acquired from the Cincinnati Reds for minor league outfielder Jameson Hannah.



Nov. 23	Jharel Cotton traded to the Chicago Cubs for cash considerations.
Dec. 2	Austin Allen and a player to be named later (minor leaguer Buddy Reed on Dec. 12) acquired from the San Diego Padres for Jurickson Profar.
Dec. 12	Vimalael Machin acquired from the Philadelphia Phillies in exchange for cash considerations.

---

**2020**

Jan. 13	Tony Kemp acquired from the Chicago Cubs for minor leaguer Alfonso Rivas.
---------	---

## RICKEY HENDERSON

### Special Assistant to the President

Rickey Henderson enters his third season as Special Assistant to the President. In this role, Henderson assists A's President Dave Kaval in promoting the Oakland Athletics brand, in addition to continuing his duties as a roving on-field instructor.

During Henderson's 25-year Hall-of-Fame playing career, he spent 14 seasons with the Green and Gold. Henderson made 10 All-Star teams, won two World Series championships, one AL MVP (1990), one Gold Glove Award (1981), three Silver Slugger awards (1981, 1985, 1990) and one ALCS MVP Award (1989). He holds the record for most career stolen bases (1,406), runs scored (2,295), lead-off home runs (81), as well as the single-season stolen base record (130, 1982). For his career, Henderson hit .279 with 3,055 hits, 297 home runs, 1,115 RBI, 1,406 stolen bases, and 2,295 runs scored. In 2009, he was elected to the Baseball Hall of Fame on the first ballot with 94.8% of the vote.

Following his playing career, Henderson joined the New York Mets as a special instructor in 2006 before being promoted to first base coach in 2007. For the past several seasons, Henderson has served as a roving instructor in the Athletics system.




---

## BASEBALL OPERATIONS

## DAVID FORST

### General Manager

David Forst begins his 21st season in the Athletics organization and his fifth as General Manager after being appointed to the position on Oct. 5, 2015. The A's have made 10 postseason appearances since he joined the organization in 2000, including five times in the last eight seasons.

Along with Billy Beane, Forst co-authored the acquisitions of every member of the 2019 A's Wild Card team. Beginning with the drafting of Matt Olson (2012) and Matt Chapman (2014), continuing with the trades for Khris Davis (2016), Marcus Semien (2014), Stephen Piscotty (2017), Ramón Laureano (2017) and Mike Fiers (2018), all the way through the in-season trades for Tanner Roark, Homer Bailey and Jake Diekman, the 2019 playoff team was built by Forst and Beane over the last seven years through a myriad of transactions which led to back-to-back playoff appearances for the club, their firsts since 2014.

The A's 10 postseason appearances since his arrival in the 2000 season are tied for fifth most among all Major League teams, trailing only New York-AL (16), St. Louis (13), Los Angeles-NL (11), Atlanta (11) and tied with Boston (10). Since his appointment to his current General Manager role, the club has the fifth-best record in the American League, trailing only Houston, Cleveland, New York and Boston.

Forst's primary duties include working on all player acquisitions, contract negotiations and player evaluations. Prior to his promotion, Forst spent 12 seasons as assistant general manager after serving as an assistant to the general manager and coordinator of professional scouting.

The 43-year-old Forst graduated Cum Laude from Harvard University in 1998 with a Bachelor of Arts degree in sociology. He played baseball for the Crimson for four seasons and earned third-team All-America honors as a senior in 1998. He also played for the Springfield (Ill.) Capitals of the Frontier League in 1998 and 1999.

A native of Encino, Calif., Forst resides in Berkeley, Calif., with his wife, Rebe, son, Judah, and daughter, Sasha.



## DAN FEINSTEIN

### Assistant General Manager, Major League and International Operations

Dan Feinstein enters his fifth season as assistant general manager, and 19th overall in the Athletics organization. He was promoted to assistant general manager after four years as director of professional scouting/baseball development. Feinstein's primary role is to assist Billy Beane and David Forst in all aspects of baseball operations, including roster construction, contract negotiations, arbitration, trade analysis and the interpretation of MLB rules. In addition, he oversees the A's international scouting efforts in Latin America, Asia and Europe as well and the team's professional scouting staff.

This is Feinstein's second stint with the A's, having previously served in a variety of capacities from 1994-2004, including the role of assistant, amateur scouting and video coordinator. He spent the 2005 season as coordinator, baseball operations for the Los Angeles Dodgers and was director, baseball operations for the Tampa Bay Rays for six seasons from 2006-11 prior to rejoining the A's in 2012.

A native of Lafayette, Calif., he attended UC Davis and earned a degree in Medieval European History. Feinstein resides in Lafayette with his wife, Meghan, and two children, Will (8) and Charlotte (4).



## BILLY OWENS

### Assistant General Manager/Director of Player Personnel

Billy Owens begins his 22nd season with the Athletics and his fifth as assistant general manager/director of player personnel. He was promoted to the position after spending the previous 12 seasons as director of player personnel. Owens' responsibilities include providing input and recommendations for potential trades and free agent signings, along with evaluation in the area of amateur scouting.

Prior to moving into a front office position, Owens spent five seasons as a hitting coach in the A's minor league system, with stops at Southern Oregon (1999), Vancouver (2000-01) and Arizona (2002-03). In addition to his coaching duties, Owens also assumed scouting responsibilities as an area scout and was promoted to East Coast Scouting Coordinator in 2003.

A third round pick (72nd overall) by the Baltimore Orioles in the 1992 June Draft, Owens played seven seasons of minor league ball with the Baltimore (1992-96) and Houston organizations (1997-98) before joining the A's as an area scout.

A native of San Jose, Calif., Owens attended the University of Arizona, where he played both baseball and football. He was a football, basketball and baseball standout at Bellarmine College Preparatory and is a member of the school's hall of fame. Billy O makes his off-season home in Scottsdale, Ariz.



## ED SPRAGUE

### Director of Player Development

Entering his fifth season with the A's, Sprague will transition from Assistant Director of Player Development & Coordinator of On-Field Analytics to Director of Player Development. He previously served the A's as Instruction Coordinator from 2016-18. He will now oversee the development and evaluation of players throughout the A's farm system, which consistently ranks among the best in the game. He will also coordinate field instruction for the entire minor league system.

Sprague previously served as head coach at the University of Pacific from 2004-15, during which time his teams posted an overall record of 250-406. During his tenure, 21 of his players were selected in the Major League Baseball Draft, with multiple players currently active in the professional ranks. He guided Pacific to one of the best seasons in program history in 2010, fin-



ishing with a 31-23 overall record that included a new program record of 31 victories over Division I opponents. In addition to his on-field success, he spearheaded the campaign to build an on-campus home field for the Tigers, with Klein Family Field opening on April 18, 2006.

While a student-athlete at Stanford, the baseball program won back-to-back national titles in 1987 & 1988 and he was a member of Team USA Baseball that won an Olympic Gold Medal in Seoul in 1988. After being drafted by Toronto in the first round of the 1988 draft out of Stanford, Sprague played 11 years in the Major Leagues with the Blue Jays, A's, Pirates, Padres, Red Sox and Mariners. He was an integral part of the Blue Jays teams that won back-to-back World Series in 1992-93 and was named a National League All-Star in 1999 with the Pirates.

Sprague and his wife Kristen reside in Lodi, Calif. They have four children: daughters Payton and Paris, and sons Jed and John.

## ERIC KUBOTA

### Director of Scouting

Eric Kubota is in his 36th season with the Athletics organization and his 19th as director of scouting.

Kubota has overseen the club's last 18 drafts that have produced dozens of players who have risen to the major leagues with various clubs, including current A's Matt Olson (2012), Chad Pinder (2013), Matt Chapman (2014), Sean Murphy (2016) and A.J. Puk (2016). Kubota's talents as an evaluator helped assemble the majority of the A's minor league system that has combined for a 6774-6689 (.503) record over the last 18 seasons.

In January 2014, Kubota was honored as "Scout of the Year" by the Santa Clara County Hot Stove Committee.

Prior to assuming his current position, Kubota served as the club's supervisor of international scouting for three seasons, overseeing the scouting staff and player evaluations in the Dominican Republic and Venezuela.

Kubota, 55, began his baseball career in June of 1984 while he was an undergraduate at the University of California, Berkeley, spending the better part of six seasons working in the A's media relations department. In November of 1989, he joined the baseball operations staff as an assistant director of scouting, handling daily administrative duties of the scouting department, including preparation work for the Rule 4, Rule 5 and June drafts, compiling the team's prospect book and preparing statistical information.

He was elevated to Pacific Rim coordinator in November of 1996, where he acted as a liaison between the A's and Asian baseball teams in addition to his scouting duties in Northern California and Hawaii.

Eric graduated from Cal in 1986 with a bachelor of arts degree in political science. He resides in Rocklin, Calif., with his wife, Karen, and their two children.



## ZAK BASCH

### Director of Minor League Operations

Zak Basch enters his third season as Director of Minor League Operations for the Athletics. For the previous five seasons, Basch worked in the A's communications department, culminating in a promotion to Director of Baseball Communications before the 2017 season.

Prior to joining the Athletics front office in 2013, Basch worked in various roles in amateur and minor league baseball. He spent time with the Alaska Goldpanners and Anchorage Bucs of the Alaska Baseball League before working five years in the Pacific Coast League with the Reno Aces and the A's former Triple-A affiliate in Sacramento.

Basch played collegiately for Hofstra University and the University of Nevada before being selected in the 13th round of the 2003 draft by Boston. In June 2004, Basch was acquired by the Athletics in a trade with the Red Sox, finishing his playing career with Oakland's former short-season affiliate, the Vancouver Canadians.

A native of Toledo, Ohio, Basch now resides in Tempe, Ariz.



## RAYMOND ABREU

### Director of Latin American Operations

Raymond Abreu is entering his 26th season with the Athletics and has served as the team's Director of Latin American Operations for the past 16 years.

In this dual role, Raymond oversees both the day-to-day working function of the Athletics Academy in La Victoria and also supervises the A's scouting efforts throughout the Dominican Republic. He has been with the Athletics since the inception of the Academy in 1994.

In addition to his duties with the A's, Abreu is the General Manager of the Toros del Este, a professional team in the Liga de Beisbol Dominicano which competes during the winter months. He has also previously spent time as the GM of Leones de Escogido.

A native of Jersey City, N.J., Abreu resides in Santo Domingo, D.R., with his wife, Azalia, and three daughters, Isabella, Emma and Mila.



## KEITH LIEPPMAN

### Special Advisor to Player Development

Keith Lieppman begins his 50th year with the A's and his first as special advisor to player development after 28 seasons as the organization's director of player development. He will continue with the development and evaluation of players throughout the A's farm system, which consistently ranks among the best in the game.

Lieppman's gilded reputation as one of baseball's finest personnel executives was further amplified when he received *Baseball America's* Tony Gwynn Lifetime Achievement Award prior to the 2020 season. In 2010 when he received the Sheldon "Chief" Bender Award from Minor League Baseball for "distinguished service and being instrumental in player development" during his career.

Lieppman has managed at all levels of the A's minor league system, beginning in Modesto in 1980 and most recently with the Triple-A Tacoma Tigers from 1985-87. He also managed the Lacey Tigres of the Dominican Winter League in 1986. He began his baseball career in 1971 as a minor league player for the A's.

Keith is a graduate of the University of Kansas with a degree in journalism. He resides in Prescott, Ariz., with his wife, Corinne.



## SANDY ALDERSON

### Senior Advisor to Baseball Operations

Sandy Alderson enters his second season as senior advisor to baseball operations. This will be his 19th season with A's.

Alderson joined the A's as general counsel in October 1981 and was named executive vice president, baseball operations in 1983. He was the architect of the A's three straight American League Pennant-winning clubs from 1988-90, including a World Championship in 1989. He served as general manager through 1997 and was also president from 1993-95 and 1997-98.

Following his time in Oakland, Alderson served as Major League Baseball's executive vice president of baseball operations from 1998-2005, the San Diego Padres chief executive officer from 2005-09, special consultant to Baseball's Commissioner for Latin America in 2010 and New York Mets general manager from 2011-18.

Alderson received his bachelor's degree from Dartmouth in 1969 and graduated from Harvard Law School in 1976. He served as a Marine Infantry Officer for four years with a tour of duty in Vietnam.

In 2018, Alderson was inducted into the Marine Corps Sports Hall of Fame and, in 2019, was awarded a Doctor of Humane Letters honorary degree by his alma mater, Dartmouth College.

He and his wife, Linda, have two children and five grandchildren.



## ROB NABERHAUS

### Senior Director, Baseball Development and Technology

Rob Naberhaus is entering his eighth year with the Athletics and first as Senior Director, Baseball Development and Technology. In this role, he oversees all aspects of the data and technology development within Baseball Operations.

Naberhaus previously served as Architect, then Director of Baseball Systems from 2012-2019, and continues to oversee the design and creation of all analytics tools used by Baseball Operations. Prior to coming to Oakland, Rob spent four years with the Tampa Bay Rays as their Developer, Baseball Operations. He had previously served as an IT Consultant for Accenture from 2004-2008.

A graduate of the University of Nebraska-Lincoln, Naberhaus resides in Scottsdale, Ariz., with his wife, Erin and two-year old son, Gareth.



## CHRIS PITTARO

### Special Assistant to the General Manager

Chris Pittaro enters his 29th season in the Oakland organization, his ninth as a special assistant to the general manager. Prior to being named to his current position, Pittaro served as director of professional scouting for five years.

He spent the previous six seasons as national field coordinator after serving as an area scout and national cross checker with the Athletics since 1991.

In 2012, Pittaro was inducted into the Professional Baseball Scouts Hall of Fame.

Selected by the Detroit Tigers in the 1982 June First Year Player Draft, Pittaro made his Major League debut with the Tigers in 1985, batting .242 in 28 games. He was traded to the Minnesota Twins in 1986 and spent parts of the '86 and '87 seasons on the Twins big league roster. He retired during the 1988 season.

Pittaro attended the University of North Carolina from 1980-82 before signing with the Tigers following his junior season. After he retired as a player in 1988, he enrolled in Rider College in New Jersey where he obtained a bachelor of science degree in finance in 1991, graduating Summa Cum Laude.

Pittaro is a native of Hamilton, N.J., where he still lives with his wife, Lisa. He has three children.



## GRADY FUSON

### Special Assistant to the General Manager

Grady Fuson, former Oakland Athletics scouting director and one of the game's most respected scouts and baseball executives, returned for his second stint with the A's in 2010 as a special assistant to the general manager.

After beginning his career as an area scout with Oakland in 1982, he has now spent 29 seasons with the A's organization, including seven years as scouting director from 1995-2001.

Prior to his current stint with the Athletics, he served as vice president of scouting and player development with San Diego from 2006-09 after joining the Padres in 2005 as a special assistant to the general manager. His first stint with the A's ended in 2002, when he joined the Texas Rangers as assistant general manager, spending three seasons in charge of the Rangers scouting and player personnel.

In January of 2020, he was honored with the Legends in Scouting Award by the Professional Baseball Scouts Foundation. In 2017, Fuson was named the recipient of the 10th annual Sheldon "Chief" Bender Award, which is given by Minor League Baseball to a person with distinguished service who has been instrumental in player development. He also was named the West Coast Scout of the Year at the 2017 Baseball Winter Meetings in Orlando, which is an award voted on by scouting directors across baseball. The Scout of the Year program—which was founded in 1984 by Tony Pacheco, Jim Russo and Hugh Alexander—recognized members of the scouting community for their excellence in scouting, years of service and professionalism in the performance of his job.



After a two-year stint playing in the minor leagues, Fuson became head baseball coach at the University of Puget Sound in Washington before originally joining the A's franchise. During his tenure in Oakland, he has played a prominent role in drafting such players as Eric Chavez, Tim Hudson, Mark Mulder and Barry Zito, which provided the impetus for the franchise to feature five playoff teams over a seven-year period from 2000-06.

## **STEVE SHARPE**

### **Special Assistant to Scouting and International Operations**

Steve Sharpe enters his first season as Special Assistant to Scouting and International Operations after spending the previous two seasons as special assistant to professional and international scouting for the Athletics. Sharpe was selected by the A's in the 11th round of the 2004 First-Year Player Draft out of the University of Central Missouri. After spending seven seasons playing in the A's system, Sharpe was hired by Oakland as a professional scout. He served as a pro scout for seven years which included a stint in the international department in 2015.

In his role as special assistant to Scouting and International Scouting, Sharpe is responsible for scouting and recommending professional baseball players in the United States and amateur and professional baseball players abroad. He will be involved in the amateur draft. He assists in all aspects of the international player acquisition process, from maintaining contacts with foreign baseball entities to the negotiation of international player contracts.

A native of Kansas City, Mo., Sharpe resides in the Kansas City area with his wife, Laurel, and their three sons, Samson, Solomon and Simon.



## **PAMELA PITTS**

### **Director of Baseball Administration**

Pamela Pitts enters her 39th season in the organization and 28th as director of baseball administration. Her responsibilities include managing the day-to-day business side of the baseball operations department, including governing all major and minor league staff contract administration, player records, waivers, payroll issues and transactions. She started her baseball career with the A's in November of 1981 as the minor league and public relations secretary. Pamela resides in Danville, Calif., with her husband, Dan Dunn.



## **SPORTS MEDICINE STAFF**

## **NICK PAPARESTA**

### **Head Athletic Trainer**

Nick Paparesta enters his 10th season as the Oakland A's head athletic trainer after previously serving as the Tampa Bay Rays assistant athletic trainer for three seasons.

A native of North Fort Myers, Fla., Paparesta spent five years in the Rays organization. He joined Tampa Bay in 2006 as Minor League head athletic trainer and rehabilitation coordinator, overseeing all Minor League athletic trainers and rehabilitation with Minor League players in that role for two seasons. He was promoted to the Major League level in 2008 and was a member of Tampa Bay's American League championship team that year.

Prior to his stint with the Rays, Paparesta worked in the Cleveland Indians organization for 11 seasons, including four years with Triple-A Buffalo. He is a graduate of Baldwin-Wallace College in Berea, Ohio, and holds certifications by the National Athletic Trainers' Association (NATA) and National Strength and Conditioning Association (NSCA).

In 2009, Paparesta shared honors with Ron Porterfield and Paul Harker of the Tampa Bay Rays as "Major League Athletic Training Staff of the Year." He was selected by PBATS to serve as the



head athletic trainer for the American League team at the 2017 Major League Baseball All-Star Game in Miami, Fla. In 2018, Paparesta shared honors with Jeff Collins and Brian Schulman of the Oakland A's as "Major League Athletic Training Staff of the Year."

He resides in, Gilbert, Ariz., with his wife, Kristel, and two children, Noah and Alaina.

## JEFF COLLINS

### Assistant Athletic Trainer

Jeff Collins is in his 23rd season in the A's organization and his fourth as assistant athletic trainer on the Major League staff. Prior to his current role, he spent 19 seasons working with A's minor leaguers, including stints at Short-Season Southern Oregon (1998-99), Single-A Visalia (2000) and Short-Season Vancouver (2004). Collins also spent 16 seasons as the A's minor league medical coordinator and earned PBATS Coordinator of the Year honors in 2014 and 2016. He holds a degree in athletic training from Southern Illinois University at Carbondale and received his masters in health, wellness and exercise science at the University of Nevada at Reno. He is a certified member of the National Athletic Trainers' Association (NATA) and is a licensed athletic trainer in the state of Arizona, where he resides with his wife, Renea, and their daughter, Breanne.



## BRIAN SCHULMAN

### Assistant Athletic Trainer

Brian Schulman enters his 10th season as an assistant athletic trainer with the A's and currently sits on the PBATS electronic medical records committee. In 2019 Schulman shared honors with Nick Paparesta and Jeff Collins as the Major League Athletic Training Staff of the Year award presented by PBATS. He was also one of the recipients of the 2012 PBATS President's Distinguished Service award for his work on Electronic Medical Records. Previously he was an assistant athletic trainer at the University of California, Berkeley, from 2004-08 before being promoted to rehabilitation coordinator from 2008-10. He also served previous internships with the San Francisco 49ers in 2003-04 and the Los Angeles Dodgers in 2000, as well as being a graduate assistant trainer at Fresno State in 2001-03. He is a certified strength and conditioning coach (CSCS) from the NSCA and holds a bachelor's degree in political science from UC Santa Barbara (2001) and a master's in kinesiology from Fresno State (2003). He resides in San Ramon, Calif., with his wife, Megan, and their two sons, Luke and Gavin.



## JOSH CUFFE

### Strength and Conditioning Coach

Josh Cuffe enters his ninth season with the Athletics organization, his fourth as strength and conditioning coach on the Major League staff after spending the previous five seasons as the minor league strength and conditioning coordinator. He began his career in the Houston Astros organization and spent two seasons as strength coach at Salem (2005-06) before spending five seasons in the Arizona Diamondbacks farm system, where he was strength coach at South Bend (2007), Visalia (2008), Mobile (2009) and Reno (2010-11). Cuffe is a certified strength and conditioning coach (CSCS), registered strength and conditioning coach (RSCC) and corrective exercise specialist (CES) and holds a bachelor's degree in exercise science from Dakota State University. He resides in Chandler, Ariz., with his wife, Kindra, their daughter, Olive, and son, Lincoln.



### OAKLAND A'S SUSPENDED GAMES

Date	Opponent	Reason	Status	Completed	Final
May 19, 2019	at Detroit	Rain	A's leading 5-3 in the bottom of the 7th	Sept. 6 (at Oakland)	W, 7-3
April 6, 1998	Cleveland	Curfew	A's trailing 6-5 after eight innings	April 8	L, 5-6
Aug. 10, 1972	Chicago	Curfew	Tied 3-3 after 17 innings	Aug. 11	W, 5-3 (19)

## TERENCE BRANNIC

### Assistant Strength and Conditioning Coach

Terence Brannic enters his ninth season with the Athletics organization and his third as assistant strength and conditioning coach on the Major League staff. He spent the previous two seasons as the assistant minor league strength and conditioning coordinator after previously serving as strength and conditioning coach with A's affiliates in Triple-A Nashville (2015), Double-A Midland (2013-14) and Single-A Vermont (2012).

Brannic earned a bachelor's degree in kinesiology from Western New Mexico University and a master's degree in kinesiology from A.T. Still University. He is a certified strength and conditioning specialist (CSCS), registered strength and conditioning coach (RSCC) and a corrective exercise specialist (CES).

A native of Oceanside, Calif., he now makes his home in Phoenix, Ariz.




## OZZIE LYLES

### Major League Massage Therapist

Ozzie Lyles enters his 12th season as the Oakland A's team massage therapist. He previously worked several years with many professional athletes, while also studying and practicing sport and medical massage since 1992. He was employed at Oakbay Chiropractic in Oakland from 2004-09 under the Oakland Raiders team orthopedic surgeon, Dr. Warren Strudwick, and also has worked for Dr. Steve Isono, the Olympic track and field orthopedic physician, in Emeryville. The Oakland, Calif., native also worked at Club One in Oakland.



## MEDICAL CONSULTANTS



Allan Pont, M.D.  
Team Physician



Grant Wang, M.D.  
Team Physician



Jon Dickinson, M.D.  
Team Orthopedist



Will Workman, M.D.  
Team Orthopedist



Fred Dicke, M.D.  
Arizona Team Physician

## CLUBHOUSE AND STAFF

### MICKEY MORABITO

#### Director of Team Travel

Mickey Morabito enters his 41st season as the Athletics director of team travel. He is responsible for arranging the transportation and accommodations of the team during spring training and the regular season. He has the second-longest tenure among active major league traveling secretaries. Morabito's career in professional baseball spans four decades, dating back to 1970 when he served as a batboy for the New York Yankees. He worked in the Yankees public relations department for seven seasons, working as an assistant from 1974-76 before taking over the director's duties in 1977. While with the Yankees, he managed the club's media relations efforts during the club's back-to-back World Championship seasons of 1977 and '78. Morabito joined the Athletics organization in the spring of 1980, handling dual roles as the club's director





of public relations and traveling secretary. During his long career, he has been a part of six World Series teams, three with the A's and three with the Yankees. A native of Brooklyn, NY, Morabito attended Lafayette High School in Brooklyn and later earned his bachelor of arts degree in physical education from Hunter College in New York City. A fan of Frank Sinatra, Dean Martin, fine dining and hockey, Mickey makes his home in Alameda and Manhattan Beach with his wife, Barbara.

## STEVE VUCINICH

### Equipment Manager

A fixture in the A's organization ever since the club moved to Oakland in 1968, Steve Vucinich enters his 27th season as the club's equipment manager after serving as the visiting clubhouse manager from 1974-93. This season is his 53rd with the Athletics.

An Oakland native, Vucinich joined the A's organization as a ball boy in 1968 when the franchise relocated from Kansas City. From 1969-73, he served as an assistant in the home clubhouse before being named visiting clubhouse manager in 1974. Vucinich is a past president of the Major League Baseball Equipment Manager's Association and currently serves on the MLBMA's board of directors. He is also a past member of the advisory committee for Major League Baseball Properties.

Vucinich graduated from St. Joseph's High School in Alameda and Chabot College in Hayward. Commonly referred to as the A's historian, he makes his off-season home in Scottsdale with his wife, Valerie, and daughter, Kayla, who is a graduate of Gonzaga University.



## MIKE THALBLUM

### Visiting Clubhouse Manager

The 2020 season marks Mike Thalblum's 40th season in the A's organization and his 27th as the visiting clubhouse manager. He began his baseball career when he was 13 years old, serving as a clubhouse assistant in the team's spring training clubhouse in Phoenix. In 1985, Thalblum relocated to Oakland to work in the visiting clubhouse with Steve Vucinich and then in 1992, moved across the hall to the home side where he worked with the late Frank Ciensczyk for two seasons. In 1994, he assumed his current position as the visiting clubhouse manager. A native of Scottsdale, Ariz., Mikey and his wife, Janine, make their home in Dublin, Calif., with their sons, Stewart Robert, who is named after former A's pitchers Dave Stewart and Bob Welch, and Jonathon David.



## BRIAN DAVIS

### Assistant Equipment Manager

Brian Davis, who first joined the Oakland A's as a batboy in 1991, is entering his 30th season with the club and his 26th season as the club's assistant equipment manager. He is responsible for assisting Steve Vucinich in the day-to-day operation of the clubhouse, ranging from all equipment needs and meal planning, to occasionally travelling with the team on road trips. A native of Newark, Calif., Davis is a graduate of Placer High School in Auburn, Calif., and later attended both Chico State and Cal State Hayward. He is married and lives with his wife, Pam, and their two children—son, Owen, and daughter, Sophia—in Goodyear, Ariz.



## CONSECUTIVE GAMES WITHOUT BEING NO-HIT

When the Cincinnati Reds were no-hit by the Cubs Jake Arrieta on April 21, 2016, the A's took over the longest active streak of consecutive games with one or more hits, a streak that reached 4,545 at the conclusion of the 2019 season. The streak is fourth longest in American League history and would need to last another seven years before breaking the record set of 5,550 set by Kansas City from May 16, 1973 to May 18, 2008. The last time the A's were no-hit was July 13, 1991 when Bob Milacki, Mike Flanagan, Mark Williamson and Gregg Olson combined to no-hit Oakland for Baltimore.

## CLAY WOOD

### Head Groundskeeper

The 2020 season marks Clay Wood's 26th season as the head groundskeeper of the Oakland Coliseum and his 31st in the Athletics organization. Under his direction, the Coliseum's playing surface is considered by players to be among the best in the Major Leagues and was the last active baseball-football facility. Clay joined the A's organization in May of 1989 as part of the club's spring training field maintenance team. A native of Fort Worth, Tex., Wood earned his bachelor of science degree in marketing from Arizona State University. Woody and his wife, Lisa, make their home in Danville, Calif., with their son, Tyler, and daughter, Katie.



## ADAM RHODEN

### Video Coordinator

Adam Rhoden begins his 27th season with the Oakland A's organization and 17th as the team's video coordinator. As a senior in high school, Rhoden first joined the team as an attendant in the home clubhouse. He served in that capacity from 1994-97 before moving to the visiting clubhouse as the main assistant and umpire attendant until 2003. During that time, he also assisted inside the A's player video room, eventually being promoted to his current position in 2004. As the A's video coordinator, Rhoden provides daily advance and video reports to Oakland's players and coaching staff and also travels full-time with the team. In addition to working for the Oakland A's, Adam served as the Golden State Warriors' assistant equipment manager from 1998-2002. A Bay Area native who grew up in Suisun, Rhoden attended UC Davis where he received a bachelor's degree in economics. He currently resides in San Ramon, Calif.



## ADDITIONAL CLUBHOUSE STAFF



**Cliff Clavin**  
Clubhouse  
Assistant



**Ruben Virgen**  
Clubhouse  
Assistant



**Matt Weiss**  
Umpire/Clubhouse  
Assistant



**Phil Pohl**  
Bullpen Catcher



**Dustin Hughes**  
Bullpen Catcher

## OAKLAND'S 20-GAME WINNING STREAK, 2002

Date	Opponent	Score	Date	Opponent	Score
Aug. 13	Toronto	5-4	Aug. 24	at Detroit	12-3
Aug. 14	Toronto	4-2	Aug. 25	at Detroit	10-7
Aug. 16	Chicago	1-0	Aug. 26	at Kansas City	6-3
Aug. 17	Chicago	9-2	Aug. 27	at Kansas City	6-4
Aug. 18	Chicago	7-4	Aug. 28	at Kansas City	7-1
Aug. 19	at Cleveland	8-1	Aug. 30	Minnesota	4-2
Aug. 20	at Cleveland	6-3	Aug. 31	Minnesota	6-3
Aug. 21	at Cleveland	6-0	Sept. 1	Minnesota	7-5
Aug. 22	at Cleveland	9-3	Sept. 2	Kansas City	7-6
Aug. 23	at Detroit	9-1	Sept. 4	Kansas City	12-11

## CATHERINE AKER

### Vice President, Communications and Community



Catherine Aker is in her fifth season with the Oakland A's and her fourth as vice president of communications and community. In her current role, she oversees the baseball communications, strategic communications, and community engagement departments along with the Oakland A's Community Fund, which serves as the club's charitable arm.

With her promotion in 2017, Aker became just the club's second female vice president and first in nearly 30 years. In addition to spearheading the club's communications strategy and re-defining the team's community work, she has become a leading voice for the club's efforts to build a new ballpark in Oakland.

Aker formed the Women of the A's, which provides networking opportunities along with professional and leadership development for the team's female staff. She was awarded the 2017 Oakland Digital's Community Leader, the 2018 Emerging Leader for East Bay Women in Business and was named one of the 2019 Most Influential Women in Bay Area Business by the San Francisco Business Times. She was also a member of the 2018 class of Forty Under 40 for the San Francisco Business Times and Diablo Magazine. Under her leadership, the club was recently recognized for their community presence as the 2019 Best Overall Beyond the Check honoree by the San Francisco Business Times' Corporate Philanthropy Awards.

Aker began her career with the Arizona Diamondbacks in 2001 and quickly rose to become director of corporate communications by 2005. After nearly 10 seasons with the D-backs, she took a short hiatus from baseball to start a family before founding her own consulting firm and nonprofit organization.

Aker holds a B.A. in Fine Arts and a M.B.A. from the University of Arizona. She serves on a number of nonprofit boards, including the Women's Sports Foundation, Make-A-Wish Greater Bay Area, Rebuilding Together – Oakland, and the Orinda Baseball Association. She resides in Orinda, Calif., with her husband and two children.

## TONYA ANTONUCCI

### Vice President, Marketing



Tonya Antonucci enters her first season with the A's after being hired as Vice President of Marketing on Nov. 5, 2019. She will oversee brand management, customer acquisition, ballpark entertainment, broadcasting, digital content and special events.

Antonucci has more than 20 years of experience, most recently as the Chief Marketing Officer for Playworks, a national nonprofit based in Oakland that focuses on youth physical activity.

In 2004, Antonucci helped found Women's Professional Soccer (WPS), a national women's professional soccer league featuring the U.S. Women's National Team and the world's top Olympic athletes. She served as Commissioner and Chief Executive Officer until 2010.

While at Yahoo!, Antonucci launched Yahoo! Sports and Yahoo! Fantasy Sports, moving up through the organization to become General Manager of Yahoo! Sports, Media and Entertainment. For nearly a decade, she has also managed a consulting firm where she advises consumer tech, sports and entertainment organizations on strategy, growth and product development.

A resident of the East Bay, Antonucci holds a BA in Political Science and Economics from Stanford and has completed MBA coursework at Santa Clara University. She was an All-Far West Team selection and co-captain of the Stanford's Women's Soccer team during her tenure at Stanford and also served as an assistant coach after graduation at both Stanford and Santa Clara.

## ADAM BUCKFELDER

### Vice President, Finance

Adam Buckfelder enters his third season with the Athletics, serving as the Vice President of Finance. In his position, he oversees the club's financial affairs.

Prior to joining the A's, Adam was the Chief Financial Officer of Spruce Finance, a consumer finance company focused on energy efficiency improvements. During his tenure, he led the firm's capital markets, FP&A and accounting and financial operations functions.

Adam currently resides in Kentfield, Calif., with his wife, Tamara, and their sons, Henry and Andrew.



## ANDRE CHAMBERS

### Vice President, People Operations

Andre Chambers enters his third full season with the A's after joining the club on Sept. 18, 2017. In his current role, Chambers leads the club's people strategy, focusing on attracting, retaining and developing world-class talent. In addition, Chambers oversees the Alumni/Player Family Relations and Office Services departments for the club.

Chambers has more than 20 years of experience in human resources, talent management, organizational development, recruitment and inclusion across the technology and entertainment industries. Prior to joining the A's, Chambers held relevant leadership roles in talent and HR with a variety of leading companies including Electronic Arts (EA), Microsoft, Citigroup and IBM.

He is on the board of the Peralta Colleges Foundation and holds a bachelor's degree from the State University of New York (Fredonia) and a master's degree from Clarkson University.

A native of New York, Chambers currently resides in Burlingame Hills with his wife, Monica, and children Isabella, Paulinho and Gabriel.



## MIGUEL DUARTE

### Chief of Staff

Miguel Duarte was hired as Chief of Staff on Dec. 1, 2016, and is entering his fourth season with the Athletics.

In his role, Duarte oversees the Office of the President arm of the organization. He supports club President, Dave Kaval, in heading the day-to-day business operations. In addition to piloting special projects, Duarte assists in managing the design and construction teams of the Athletics new ballpark efforts.

Duarte spearheaded the move of the Athletics business operations to a 40,000 square-foot, third floor space on the waterfront at Oakland's Jack London Square. The move embedded the club in the community it serves while also offering first-class amenities for the staff. The office features a uniquely designed memorabilia hall, state-of-the-art gym and a batting cage.

Prior to joining the Athletics, Duarte spent seven seasons with the San Jose Earthquakes of Major League Soccer. He holds a B.A. in Broadcast Communications from San Francisco State University. The San Francisco native currently resides in Redwood City, Calif.



### 10 OR MORE RUNS IN AN INNING IN OAKLAND HISTORY

Runs	Opponent	Inning	Date	Runs	Opponent	Inning	Date
13	California	B-1	July 5, 1996	10	at Minnesota	T-4	September 11, 2013
10	Milwaukee	B-4	May 9, 1972	10	at Chicago (AL)	T-4	September 15, 2015
10	at New York	T-5	August 29, 1989	10	at Baltimore	T-3	September 12, 2018
10	Seattle	B-3	June 23, 1992	10	Baltimore	B-6	June 18, 2019
10	at Kansas City	T-3	June 18, 2000				

## D'OLONRA ELLIS

### Vice President, General Counsel

D'Lonra Ellis was promoted to Vice President, General Counsel on Aug. 26, 2019 after joining the club in 2017. In this role, she works on all the organization's legal matters, including its intellectual property, real estate, employment and commercial matters.

Prior to joining the Club, Ellis was the General Counsel of Aspire Public Schools, a nonprofit charter management organization that runs over 35 schools in California and Tennessee. She has additional experience as a Director and Senior Corporate Counsel in the intellectual property, marketing and advertising group at Gap, Inc. and as an associate in the litigation practice of Howard Rice Nemerovski Canady Falk and Rabkin (now Arnold & Porter).

Ellis is an Adjunct Professor at UC Hastings College of Law. She also sits on the Board of Seven Stories Institute, which runs a nonprofit bookstore collective in the Washington Heights neighborhood of New York City and of Bay Area Legal Aid, which provides legal services to low income residents in seven Bay Area counties. She received her BA in Architecture, Preservation, and Planning from Columbia University and her JD from Stanford Law School. A lifelong A's fan, Ellis is from Richmond, Calif., and attended Bishop O'Dowd High School in Oakland.



## STEVE FANELLI

### Vice President, Ticket Sales and Analytics

Steve Fanelli is rejoining the Oakland A's for the 2020 season, overseeing ticket sales and operations, ticket services and data analytics, while keeping a focus on the continued enhancement of the overall fan experience.

An accomplished sales executive with a proven track record, Fanelli spent 20 years with the A's in various business operations and development roles, most recently as Vice President of Sales and Services in 2017. He spent the past two seasons with the San Francisco Giants as Vice President of Ticket Strategy and Operations.

In his two-decade career in baseball, he has consistently been at the forefront of many industry-changing initiatives, including mobile ticketing, dynamic pricing, premium product development and subscription-model ticketing. As a member of Major League Baseball's Ticketing Steering Committee, Fanelli currently maintains a strong focus on growing the game on both the local and league level, through product development, staffing optimization, digital strategy and mobile adoption.

Fanelli is a founding member of the Bay Area Professional Ticketing Association (BAPTA), and a current International Ticketing Association (INTIX) committee member. He is also active with the Sports Technology Awards, serving as a judge for the leading global celebration of technology-led innovation across the international sports sector. A graduate of the University of Kansas with a Bachelor of Arts in Communications Studies, Fanelli serves on the KU Sport Management Board of Directors and is also serving a term as a KU Sport Management Mentor. He currently resides in San Ramon, Calif., with his wife Amanda, and two sons.



## WADE MARTIN

### Vice President, Corporate Partnerships and Hospitality

Wade Martin enters his third full season with the A's after joining the club on Aug. 21, 2017. In his current role, Martin oversees partnership sales, partnership marketing and retention, and corporate hospitality sales.

Most recently, Martin worked as vice president of global partnerships and naming rights at WWE | IMG, where he worked with the Chicago Cubs, Denver Broncos, Boston Celtics and Atlanta Hawks. In that role, he was the primary contact for the partnership with the Cubs, including naming rights for The Park at Wrigley, Cubs baseball integration and programming of events tied to naming rights.

He has also worked in similar roles with PCGSportsDesk Media, the Detroit Lions and the Cincinnati Bengals.

A native of Athens, Ohio, Wade currently resides in Walnut Creek with his wife, Heather.



## DAVID RINETTI

### Vice President, Stadium Operations

David Rinetti enters his 40th season with the A's organization and his 20th as vice president, stadium operations.

In his current position, Rinetti coordinates event management, oversees all game day employees, including ushers, security officers, ticket takers, parking attendants and grounds crew, and assists in all construction-related issues at the Oakland Coliseum. He is also the team's liaison with local law enforcement agencies and Major League Baseball's Security Department.

The 55-year-old Rinetti began his career with the A's in 1981, serving as stadium operations assistant, where he organized in-stadium promotions and giveaways. From 1987-93, he managed game day operations and maintenance of the A's luxury suites. In 1994, he was promoted to director of stadium operations and was elevated to vice president in March of 2000.

Rinetti also worked with Major League Baseball's Security Department at the 1995, 1998, 2007, 2010, 2012 and 2015 World Series, in addition to the 1998, 2002, 2007 and 2011 All-Star Games. He is a member of the Major League Baseball Stadium Operations Advisory Committee.

A 1986 graduate of California State University, Hayward with a degree in business administration, Rinetti served as the A's chief liaison during the filming of the movie Moneyball at the Coliseum in 2010.



## LYDIA TAN

### Managing Director, Real Estate

Lydia Tan is entering her second season with the Athletics as Managing Director of Real Estate. She leads the organization's development activities at Howard Terminal and the Oakland Coliseum.

Most recently, Tan was Senior Vice President and U.S. Head of Development at Bentall Kennedy, one of North America's largest real estate investment advisors. During her tenure, the company invested in the development of over \$3 billion of mixed-use commercial, multi-family and logistics projects throughout the U.S.

Prior experience includes Executive Vice President and Director of Northern California Operations at Related California and Executive Vice President at BRIDGE Housing Corporation, where she led teams focused on all aspects of the development of mixed income and affordable housing communities, as well as large scale redevelopment efforts. Combined, she oversaw the development of \$5.5 billion of affordable and mixed income housing, pedestrian-oriented commercial space and community facilities.

Throughout her work and volunteer career, she has worked with non-profits and local organizations to effect positive change focused on raising the quality of life and increasing opportunity in lower income communities. She is a member of the Board of Directors of the S.H. Cowell Foundation and the San Francisco Housing Accelerator Fund. She is also a member of the Dean's Advisory Council for UC Berkeley's College of Environmental Design, and the Stanford Real Estate Council. Tan and her husband are Resident Fellows at Stanford University, where they work to create an enriched residential experience for 270 undergraduate students.

Tan holds a BA in Architecture from University of California, Berkeley and a MBA from Stanford University. She is a Registered Architect in California.



## TAJ TASHOMBE

### Vice President, Government Relations

Taj Tashombe enters his fourth season with the A's organization and third as the club's vice president of government relations. In his current role, he oversees political, business and community engagement for the team's ball-park effort.



He originally joined the club in January 2017 as director of external affairs. Prior to joining the A's, he spent 15 years as a branding executive, producing strategic media and experiential partnerships with major networks and Fortune 100 brands, as well as leading sports and entertainment portfolios in conjunction with the NBA on TNT, NFL Sunday Night Football, and MLB Network.

His leadership experience includes stints with Toyota, Hilton Hotels, Hyundai and his own consultancy TSGG, where he was a strategic advisor to Participant Media, Los Angeles World Airports (LAX) and Southern California Edison. He also worked as a special assistant to the Office of Congresswoman Barbara Lee and the director of communications for the Port of Oakland.

Taj serves on several local business and community organization boards including the East Bay Economic Development Alliance, East Bay Regional Parks District Foundation, Jack London Improvement District, Jobs and Housing Coalition, Multiplying Good, Oakland African American Chamber of Commerce and Positive Coaching Alliance.

An Oakland native who once worked as an A's intern, Tashombe holds a bachelor's degree in business administration with a concentration in marketing from Clark Atlanta University. He currently resides in San Ramon, Calif., with his wife, Morgan, and daughters, Isley and Lennox.

## VINCE VENGAPALLY

### Vice President of Technology

Vince Vengapally enters his second full season with the A's organization after joining the club on July 9, 2018.

In his role, Vengapally oversees all technology initiatives for the club.

Prior to joining the A's, Vengapally spent a decade at Google, focusing on enterprise technology within the Google Cloud business unit.

Vengapally has a MBA from the University of Pennsylvania (Wharton), and a BS in Computer Engineering from UC Davis. Vengapally also lectures at UC Davis in their Masters of Business Analytics program, teaching courses on Cloud Computing. He also represents the A's in various Silicon Valley technology organizations including the Forbes Technology Council, Evanta/Gartner CIO SF Governing Body and the Workato Business Systems community.

Vengapally was born in Oakland and lives in Pleasanton with his wife, Meeta (Founder / CEO of Garynsh), son, Winston, and daughter, Sitara. Vengapally is the son of Varghese Vengapally, who spent 20+ years serving Alameda County Social Services.



## FRONT OFFICE STAFF



**David Adame**  
Director of Ticket  
Operations



**George Adkins**  
Account Executive, Group  
Sales & Hospitality



**Fernando Alcalá**  
Director of Baseball  
Communications



**Haley Alvarez**  
Assistant Director, Scouting  
and Baseball Operations



**Nicole Alvarez**  
Project Manager



**Suzy Alvarez**  
Director, New  
Ballpark Sales



**John Anki**  
Director of  
Accounting



**Allegra Armas**  
Community Engagement  
Coordinator



**Elisabeth Aydelotte**  
Senior Manager,  
Guest Services



**Mark Bashuk**  
Director of Business  
Analytics



**Paul Basilio**  
Senior Accountant



**Giancarlo Bautista**  
Guest Services  
Assistant

*Front Office Staff, continued*



**Caroline Bernardi**  
Marketing Data  
Analyst



**Nick Bigot**  
Guest Experience  
Coordinator



**Diane Binder**  
Human Resources Business  
Partner, Stadium Operations



**Eric Bohne**  
Associate, The CORE



**Ryan Brand**  
Sales Development  
Representative



**Scott Brinkman**  
Manager, Business  
Development



**Shaunna Brotherton**  
Senior IT Support  
Administrator



**Jordan Bufford**  
Associate, The CORE



**Erika Busch**  
Account Executive,  
Membership Services



**Tina Buss**  
Director, People  
Operations



**Dick Callahan**  
Public Address  
Announcer



**Anton Calvin**  
Account Executive, Group  
Sales & Hospitality



**Whitney Campbell**  
Manager, Community  
Engagement



**Ashley Carrillo**  
Senior Account  
Executive, Group Sales



**Kristin Chaney**  
Assistant, Group  
Sales & Hospitality



**Phil Chapman**  
Sr. Account Executive,  
Group Sales



**Alison Chapot**  
Executive Administrator,  
Baseball Operations



**Warren Chu**  
Manager, Neighborhood  
Engagement



**Daniel Contreras**  
Senior Motion  
Graphics Manager



**Lucas Coyle**  
Manager, Partnership  
Development



**Dave Cramer**  
Senior IT Support  
Administrator



**Stephen Curry**  
GL Accountant



**Rose Dancil**  
Senior Manager,  
Payroll



**Dash Davidson**  
Director, Special  
Projects



**Imani Davis**  
Associate, The CORE



**Amanda DeMello**  
Membership  
Services Coordinator



**Deepika Desai**  
Premium Services  
Coordinator



**Matt Desmond**  
Video Producer



**Ryan De Vera**  
Financial Analyst



**Sean Dobbyn**  
Associate, The CORE





**Niko Domingo**  
Premium Services  
Representative



**David Don**  
Senior Director, Engineering  
& Multimedia Services



**Randy Duran**  
Senior Manager of  
Stadium Services



**Ieshia Edgerton**  
Executive Assistant



**Cody Elias**  
Multimedia  
Producer



**Rhean Fajardo**  
Senior Counsel



**Erik Farrell**  
Manager of  
Authentication



**Josh Feinberg**  
Director, Group  
Sales



**Drake Fenlon**  
Ballpark Entertainment  
Specialist



**Kerwin Ferrette**  
Corporate Partnerships  
Sales Associate



**Christina Fischer**  
Associate, The CORE



**Mariah Fitzpatrick**  
Account Executive,  
Membership Services



**Christopher Flynn**  
Senior Manager, The  
CORE



**Jane Fountain**  
Associate, The CORE



**Gunner Garn**  
Associate, The CORE



**Stephanie Gaywood**  
Director, Community  
Engagement & Community Fund



**Jordan Gentry**  
Associate, The CORE



**Erica George**  
Director, Corporate  
Communications



**James Gibson**  
Senior Facility  
Manager, Arizona



**Kai Glass**  
Executive Assistant



**Pike Goldschmidt**  
Assistant Director,  
Research and Analytics



**Fallan Groth**  
Executive Assistant



**Kyle Grozen**  
Assistant, Youth Baseball  
& Softball Programs



**Allie Guido**  
Ticket Operations  
Coordinator



**Melissa Guzman**  
Senior Coordinator, Alumni  
and Family Relations



**Peter Ha**  
Associate, The CORE



**Sarah Halsey**  
Stadium Operations  
Scheduler



**Scott Hattenberg**  
Special Assistant to  
Baseball Operations



**Brian Haynes**  
Account Executive,  
Business Development



**Patricia Heagy**  
Box Office  
Coordinator

**Front Office Staff, continued**



**Tyler Heinkel**  
Senior Manager, Premium  
& New Ballpark Sales



**Zach Hernandez**  
Account Executive,  
Membership Services



**Curt Hinkle**  
Membership Services  
Representative



**Sarah Hoover**  
Community Engagement  
Coordinator



**Brian Howard**  
Account Executive,  
Business Development



**Grace Howard**  
Project Coordinator



**Andrew Hudgins**  
Stadium Operations  
Events Coordinator



**Olivia Hummer**  
Baseball Communications  
Coordinator



**Charlie Hunts**  
Senior Marketing  
Manager



**Jenna Inman**  
Account Executive,  
Membership Services



**Justin Jabs**  
Account Executive, Group  
Sales & Hospitality



**David Jackson-  
Hanen**  
Research Scientist



**Kasey Jarcik**  
Senior Director of  
Finance



**Matt Jorgensen**  
Account Executive, Group  
Sales & Hospitality



**Savanna Jurkovic**  
Associate, The CORE



**Kit Karutz**  
Senior Video  
Producer



**Richard Kaye**  
Account Executive,  
Business Development



**Charlie Kenneweg**  
Ballpark Entertainment  
Production Coordinator



**Laura Koerber**  
Account Executive,  
Business Development



**Eric Kohler**  
Account Executive, Group  
Sales & Hospitality



**Alex Kosinski**  
Associate, The CORE



**Scott Krinsky**  
Spring Training Sales  
Manager



**Paul La Veau**  
Senior Director of  
Stadium Operations



**Matt Langseth**  
Manager of Youth Baseball  
and Softball Programs



**Kristy Ledbetter**  
Senior Manager of  
Stadium Operations Events



**Greg Ledford**  
Coordinator, Scouting  
and Baseball Operations



**Ben Lewis**  
Jr. Baseball Systems  
Developer



**Joey Liberatore**  
Broadcasting & Media  
Content Coordinator



**Mark Ling**  
Baseball Communications  
Manager



**Miracle Lites**  
Associate, The CORE



**Eva Liu**  
Associate Product  
Manager (Fan Experience)



**Kevin Lowe**  
Senior Systems  
Administrator



**Ben Lowry**  
Assistant Director,  
Research and Analytics



**Colette Lucas-Conwell**  
Senior Coordinator,  
Operations



**Garrett Lyons**  
Graphic Designer



**Isabelle Mahaffey**  
Senior Accountant,  
Accounts Payable



**Zach Markell**  
Partnership  
Marketing Manager



**Justin Marshall**  
Senior Manager,  
Productions



**Ben Mayberry**  
Creative Director



**Tommy Mazzariello**  
Coordinator, Ballpark  
Entertainment



**Tavis McDowell**  
Promotions  
Coordinator



**Quinten McLane**  
Associate, The CORE



**Jake Meagher**  
Senior Analyst, New  
Ballpark Sales



**Ryan Meisenheimer**  
Associate, The CORE



**Ross Melen**  
Account Executive,  
Membership Services



**Tosh Meyers**  
Associate, The CORE



**Thomas Miller**  
Manager, Minor  
League Equipment



**Michelle Minahen**  
Photography  
Manager



**Nancy Moriuchi**  
Manager, Minor  
League Operations



**Danna Mouat**  
Senior Accountant



**Cat Mundy**  
Senior Director,  
Partnership Marketing



**Blake Nahlen**  
Senior Manager of  
Partnerships



**Keyon Nash**  
Manager, Premium &  
New Ballpark Sales



**Parker Newton**  
Sr. Account Executive,  
Business Development



**Nicola Norris**  
Premium Services  
Manager



**John Nowicki**  
Senior Manager of  
Partnerships



**Mike Ono**  
Creative Services  
Manager



**Jen Otoshi**  
Senior Coordinator  
Special Events



**Detra Paige**  
Director, Alumni and  
Family Relations



**Julie Parra**  
Pricing Analyst

**Front Office Staff, continued**



**Matthew Perl**  
Director, Performance  
Marketing & Broadcasting



**Veronica Perry**  
Account Executive,  
Membership Services



**Alissa Persichetti**  
Manager, Events &  
Theme Nights



**Desiree Powers**  
Stadium Operations  
Payroll Specialist



**Joe Pun**  
Director, Spring Training  
Business Operations



**Heather Rajeski**  
Senior Manager,  
Ballpark Events



**Andrea Ramsey**  
Offices Services  
Coordinator



**Austin Redman**  
Senior Manager,  
Ticket Operations



**Will Reilly**  
Account Executive,  
Business Development



**Xavier Rentz**  
Account Executive,  
Membership Services



**Zack Ricketts**  
Assistant  
Groundskeeper



**Greg Rieber**  
Senior Director of  
Corporate Partnerships



**Veronica Rivas**  
Manager, Special  
Events



**Daniel Roach**  
Senior Manager,  
Business Analytics



**Nick Robbin**  
Account Executive,  
Business Development



**Michael Rodgers**  
Manager, Group  
Sales & Hospitality



**Mari Rodriguez**  
Human Resources  
Coordinator



**Rhonda Romero**  
Graphic Designer



**Raymond Rondex**  
CRM Coordinator



**Noah Rosen**  
Senior Manager,  
Project Development



**Jack Rowley**  
Sales Development  
Representative



**Lori Ruhmann**  
Office Services  
Assistant



**Marisela Ruiz-Acosta**  
Engineering & Multimedia  
Services Manager



**Allie Rumanos**  
Account Executive,  
Business Development



**Luke Salmas**  
Ticket Sales Analyst



**Eamon Sayed**  
Account Executive, Group  
Sales & Hospitality



**Amelia Schimmel**  
Executive Producer of Ballpark  
Entertainment & Video Content



**Taylor Schmid**  
Minor League Video  
Assistant



**Samantha Schultz**  
Baseball Operations  
Analyst



**Adam Scoggan**  
Senior People  
Operations Manager



**Mike Selleck**  
Baseball Information  
Manager



**Matt Seu**  
Manager,  
Membership Services



**Erica Sigg**  
Partnership  
Marketing Manager



**Danny Sikkenga**  
Account Executive, Group  
Sales & Hospitality



**Jason Silva**  
Stadium Operations  
Systems Manager



**Geoff Sinnott**  
Senior Manager of  
Partnerships



**Kyle Skinner**  
Senior Social Media  
Coordinator



**Hemmy So**  
Senior Counsel



**Anyé Spivey**  
Director, Real Estate



**Payton Sprague**  
Partnership  
Marketing Manager



**Sydney Sprenger**  
Spring Training Activation  
& Community Manager



**Stomper**  
Mascot



**Katie Strehlow**  
Human Resources  
Coordinator



**Paul Suchomel**  
Manager, Premium &  
New Ballpark Sales



**Delaney Swan**  
Associate, The CORE



**Andy Szabo**  
Senior Manager of  
Partnerships



**Kayla Taylor**  
Account Executive,  
Business Development



**Stephany Tone**  
Executive Assistant



**Stephanie Tran**  
Director of Special  
Events



**Kara Tsuboi**  
In-Game Host



**Chris Van Dyne**  
Manager, Premium &  
New Ballpark Sales



**Matt Van Norton**  
Senior Manager,  
Stadium Operations



**JJ Vanni**  
Coordinator, Ticket  
Technology



**Noah Villegas**  
Associate, The CORE



**Matt Wannemuehler**  
Stadium Operations  
Coordinator



**Adam Watts**  
Account Executive,  
Business Development



**Dylan Webster**  
Senior Manager,  
Innovation Technology



**Emily Weiner**  
Digital Marketing  
Analyst



**Kaitlyn Welsh**  
Account Executive, Group  
Sales & Hospitality



**Curtis Wiggington**  
Executive Assistant  
and Board Liaison

**Front Office Staff, continued**



**Dominic Williams**  
Project Coordinator



**Spencer Wilson**  
Membership Services  
Representative



**Alex Wong**  
Financial Analyst



**Sam Worden**  
Sr. Director, Land  
Development




**Brian Wulf**  
Account Executive,  
Business Development



**Chad Yaconetti**  
Arizona Clubhouse  
Manager



**Leo Yang**  
Senior Real Estate  
Analyst



**Michael Zagaris**  
Team Photographer



**Jory Zemanek**  
Account Executive,  
Business Development



**Josh Ziegenbusch**  
Senior Director of  
Service & Retention

**OAKLAND 20-GAME WINNERS**


Pitcher	Year	Record	Pct.	ERA	IP
Vida Blue	1971	24-8	.750	*1.82	312.0
Jim Hunter	1971	21-11	.656	2.96	274.0
Jim Hunter	1972	21-7	*.750	2.04	295.0
Vida Blue	1973	20-9	.690	3.20	263.2
Ken Holtzman	1973	21-13	.618	2.97	297.1
Jim Hunter	1973	21-5	*.808	3.34	256.0
Jim Hunter	1974	*25-12	.676	*2.49	318.0
Vida Blue	1975	22-11	.667	3.01	270.0
Mike Norris	1980	22-9	.710	2.63	284.0
Dave Stewart	1987	**20-13	.606	3.68	261.1
Dave Stewart	1988	21-12	.636	3.23	**275.2
Dave Stewart	1989	21-9	.700	3.32	257.2
Bob Welch	1990	*27-6	*.818	2.95	238.0
Dave Stewart	1990	22-11	.667	2.56	*267.0
Tim Hudson	2000	**20-6	*.769	4.14	202.1
Mark Mulder	2001	*21-8	.724	3.45	229.1
Barry Zito	2002	*23-5	.821	2.75	229.1

\* Led league

\*\* Tied for league lead

*Marcus Semien finished in the top five in Oakland history in eight different categories in 2019, tying records for runs scored (123) and games played (162).*



**MANAGER**

Robert Paul Melvin

Named as A's interim manager, June 9, 2011

**Birthdate:** October 28, 1961

**Birthplace/Resides:** Palo Alto, California / Berkeley, California

**Contract Status:** Signed through 2021

Bob Melvin returns for his 10th season as manager of the Oakland A's in 2020, a tenure that has included five postseason appearances and two American League Manager of the Year awards. Melvin has a 731-664 (.524) record since being named interim manager, June 9, 2011 and his wins are third most in franchise history behind Connie Mack (3582) and Tony La Russa (798). No other active manager has a longer uninterrupted tenure with their current team. Melvin is now 1224-1172 (.511) in 16 seasons as a Major League manager, including stints with the Seattle Mariners (2003-04) and Arizona Diamondbacks (2005-09). Among active managers, only Dusty Baker (1,863), Terry Francona (1,667) and Joe Maddon (1,252) have more wins.

Melvin was named American League Manager of the Year by the *Baseball Writers Association of America* and the *Sporting News* in 2018 and Major League Manager of the Year by *Baseball America*. It was third time he was named Manager of the Year by the *BBWAA* (2007 with Arizona and 2012 with Oakland) and he is the eighth manager to win the award three or more times, joining Dusty Baker, Bobby Cox, Tony La Russa, Jim Leyland, Joe Maddon, Lou Piniella and Buck Showalter. He was already just the sixth manager to win the award in both leagues and he and Tony La Russa (1988 and 1992) are the only managers to win the award in an Oakland uniform.

Melvin has led the A's to 97-win seasons and a postseason appearance as an American League Wild Card team in each of the last two years. He now has five postseason appearances with the A's (2012-14, 18-19), which are the most by a manager in Oakland history and trail only Connie Mack, who had eight World Series appearances, in Athletics history.

Melvin guided the A's to a 47-52 (.475) record in 2011 after Oakland started the season 27-36 (.429). He then led the A's to back-to-back AL West titles in 2012 and 2013 with records of 94-68 and 96-66. Melvin became the first manager to lead the A's to consecutive division titles since Tony La Russa won three straight from 1988-90. He was named AL Manager of the Year by the *BBWAA* in 2012 after the A's became the fifth team in Major League history to win a Pennant or Division after trailing by 13 or more games and the first to come back when trailing by five or more games with fewer than 10 games remaining. That club employed 19 rookies, including 12 pitchers.

The A's finished 88-74 in 2014 but reached the postseason for the third consecutive year as a Wild Card. Oakland logged back-to-back 90-loss seasons in 2015 and 2016 before going 75-87 in 2017. On July 29, 2017, Melvin became the 64th manager in ML history to win 1,000 games.

Oakland then went 97-65 in 2018, which was a 22-win improvement and the third time a Bob Melvin-managed team increased its win total by 20 or more games from the previous season. In his first season with Arizona in 2004, the Diamondbacks posted 77-85 record after going 51-111 in 2003. He then took the A's from a 74-win season in 2011 to a 94-68 record and an AL West title in 2012.

Melvin signed a three-year contract through the 2014 season, Sept. 21, 2011, a two-year extension through 2016, Jan. 14, 2013, another two-year extension through 2018, Sept. 9, 2015, a one-year extension through 2019, Sept. 28, 2017, and a two-year extension through 2021, Oct. 29, 2018. The Bay Area native is the 30th manager in franchise history and the 18th in Oakland history.

In his previous managerial stint, he guided Arizona to a 337-340 (.498) record in four-plus seasons. He was named manager of the D-backs Nov. 5, 2004 and led the club to a 77-85 mark in his first season, a 26-game turnaround from a franchise-worst 51-111 mark in 2004. After a 76-86 finish in 2006, Melvin was named National League Manager of the Year by the *BBWAA* in 2007 after guiding Arizona to a league-best 90-72 record. He also earned NL Manager of the



Year honors from *The Sporting News* and the Negro League Baseball Museum's C.I. Taylor Legacy Award. The Diamondbacks followed up their NL West title with a second-place finish in 2008, finishing 82-80. Melvin became the winningest manager in Arizona history that season when he earned his 304th win Aug. 14, surpassing Bob Brenly. Melvin was relieved of his duties as D-backs manager May 8, 2009 after a 12-17 start.

Prior to being named A's manager, Melvin had rejoined the Diamondbacks as a special baseball advisor to President & CEO Derrick Hall in May of 2011, assisting the baseball operations department and other business divisions of the organization. He was a professional scout for the New York Mets in 2010.

Melvin began his managerial career in 2003, guiding the Mariners to a 93-69 record in shattering the team record for wins by a first-year Mariners manager set by Lou Piniella in 1993 (82-80). His 93 wins also tied for the 15th-most by any rookie manager in Major League history at the time. The Mariners then fell to 63-99 in 2004 and he left Seattle with a 156-168 (.481) record in two seasons.

Melvin began his coaching career as Manager Phil Garner's bench coach from 1999-2000, first with the Brewers in 1999 and then in 2000 with the Tigers. While with the Brewers, he also managed the Maryvale team in the Arizona Fall League in 1999. He was inducted into the AFL Hall of Fame in 2013. Melvin then served as Bob Brenly's bench coach with the D-backs from 2001-02 when the club won back-to-back NL West titles and the World Series in 2001. Prior to those bench coach roles, he spent three seasons with Milwaukee in various capacities, serving as a scout in 1996, roving instructor in 1997 and as assistant to General Manager Sal Bando in 1998.

A 10-year Major League veteran, Melvin's playing career included stops in Detroit (1985), San Francisco (1986-88), Baltimore (1989-91), Kansas City (1992), Boston (1993), the New York Yankees (1994) and the Chicago White Sox (1994). He posted a .233 batting average with 35 home runs and 212 RBI while playing in 692 games. The former catcher was drafted by Detroit as its first choice in the secondary phase of the 1981 January draft and hit .220 in 41 games in his rookie season of 1985. Melvin spent the next three seasons sharing the catching duties with

#### ATHLETICS MANAGERS

Manager	Years	W	L	Pct.	Notes
Connie Mack	1901-50	3582	3814	.484	9 AL Pennants, 5 World Championships
Earle Mack	1937-39	45	77	.369	
Jimmie Dykes	1951-53	208	254	.450	
Eddie Joost	1954	51	103	.331	
Lou Boudreau	1955-57	151	260	.367	
Harry Craft	1957-59	162	196	.453	
Bob Elliot	1960	58	96	.377	
Joe Gordon	1961	26	33	.441	
Hank Bauer	1961-62, 69	187	226	.453	
Ed Lopat	1963-64	90	124	.421	
Mel McGaha	1964-65	45	91	.331	
Haywood Sullivan	1965	54	82	.397	
Alvin Dark	1966-67, 74-75	314	291	.519	2 AL West Titles, 1 AL Pennant, 1 World Championship
Luke Appling	1967	10	30	.250	
Bob Kennedy	1968	82	80	.506	
John McNamara	1969-70	97	78	.554	
Dick Williams	1971-73	288	190	.603	3 AL West Titles, 2 AL Pennants, 2 World Championships
Chuck Tanner	1976	87	74	.540	
Jack McKeon	1977-78	71	105	.403	Started 1977 season, finished 1978
Bobby Winkles	1977-78	61	86	.415	Finished 1977 season, started 1978
Jim Marshall	1979	54	108	.333	
Billy Martin	1980-82	215	218	.497	1 AL West Title
Steve Boros	1983-84	94	112	.456	
Jackie Moore	1984-86	163	190	.462	
Jeff Newman	1986	2	8	.200	Interim Manager
Tony La Russa	1986-1995	798	673	.542	4 AL West Titles, 3 AL Pennants, 1 World Championship
Art Howe	1996-2002	600	533	.530	2 AL West Titles, 1 AL Wild Card
Ken Macha	2003-06	368	280	.568	2 AL West Titles
Bob Geren	2007-11	334	376	.470	
<b>Bob Melvin</b>	<b>2011-</b>	<b>731</b>	<b>664</b>	<b>.524</b>	<b>2 AL West Titles, 3 AL Wild Cards</b>

## Melvin, continued

Bob Brenly for the Giants, hitting a career-high 11 home runs in 1987. After three seasons in Baltimore, he batted a career-high .314 in 32 games with Kansas City in 1992.

Melvin graduated from Menlo-Atherton High School in Menlo Park, Calif. in 1979 and later attended and played baseball at the University of California in Berkeley. He and his wife, Kelley, have a daughter, Alexi, who is a graduate of the prestigious Lee Strasberg Theater & Film Institute in New York.

### MAJOR LEAGUE RECORD

	AVG.	G	AB	R	H	2B	3B	HR	RBI	SH	SF	HP	BB	SO	SB	CS	OBP	SLG	E
TOTALS	.233	692	1955	174	456	85	6	35	212	21	20	1	98	396	4	13	.268	.337	24

### MANAGERIAL RECORD

Year	Club	League	Class	W-L	Pos.
2003	SEATTLE	American	Majors	93-69	2nd / West
2004	SEATTLE	American	Majors	63-99	4th / West
2005	ARIZONA	National	Majors	77-85	2nd / West
2006	ARIZONA	National	Majors	76-86	4th / West
2007	ARIZONA	National	Majors	90-72	1st / West
2008	ARIZONA	National	Majors	82-80	2nd / West
2009	ARIZONA	National	Majors	12-17	4th / West
2011	OAKLAND	American	Majors	47-52	3rd / West
2012	OAKLAND	American	Majors	94-68	1st / West
2013	OAKLAND	American	Majors	96-66	1st / West
2014	OAKLAND	American	Majors	88-74	2nd / West
2015	OAKLAND	American	Majors	68-94	5th / West
2016	OAKLAND	American	Majors	69-93	5th / West
2017	OAKLAND	American	Majors	75-87	5th / West
2018	OAKLAND	American	Majors	97-65	2nd / West
2019	OAKLAND	American	Majors	97-65	2nd / West
Major League Totals				1224-1172	

## MIKE ALDRETE

# 17



### FIRST BASE COACH

Michael Peter Aldrete

Named A's bench coach, October 27, 2014

Named A's first base coach, November 12, 2015

Named A's assistant hitting coach, December 4, 2017

Named A's first base coach, October 31, 2019

**Birthdate:** January 29, 1961

**Birthplace/Resides:** Carmel, California / Salinas, California

Mike Aldrete returns for his sixth season on the A's coaching staff, his third as first base coach. He rejoined Manager Bob Melvin for a third time in his coaching career as bench coach in 2015, spent two seasons as the A's first base and outfield coach from 2016-17 and was assistant hitting coach in 2018. Aldrete, who served as bench coach for the St. Louis Cardinals from 2012-14, previously worked under Melvin as first base coach for the Seattle Mariners in 2004 and as hitting coach for the Arizona Diamondbacks from 2005-06. The 2020 season will mark his 16th on a Major League coaching staff.

He began his coaching career in 2001 as hitting coach for Yakima in the Diamondbacks minor league system. He was promoted to manager of Yakima the following season and then managed Arizona's High Class A club in Lancaster in 2003. His first coaching opportunity in the majors came in 2004 when he was named first base coach on Melvin's staff in Seattle. He moved to Arizona the following year when Melvin was named manager of the Diamondbacks, serving as hitting coach there for two seasons.

Tony La Russa, whom Aldrete had played for in Oakland, hired him as assistant hitting coach with St. Louis in 2008. After four seasons in that position, including the 2011 Cardinals team

that was crowned World Series champions, he was promoted to bench coach in 2012 when Mike Matheny replaced the retiring La Russa as manager. During his three-year stint as bench coach, the Cardinals advanced to the World Series in 2013 and to the National League Championship Series in both 2012 and 2014.

Born in Carmel, Calif., and a graduate of Monterey High School and Stanford University, the former first baseman/outfielder played for seven different teams during his 10-year Major League career, including both the San Francisco Giants (1986-88) and the Oakland A's (1993-95). A .263 lifetime hitter in 930 games, Aldrete also played for Montreal (1989-90), San Diego (1991), Cleveland (1991), the California Angels (1995-96) and the New York Yankees (1996).

Aldrete's finest season as a player was with the Giants in 1987, when he batted a career-high .325 on a team that lost to St. Louis in the National League Championship Series. He split his final season between California and New York in 1996, ending his career as a member of the World Series Champion Yankees.

A third team All-American his senior season at Stanford, Aldrete was chosen by San Francisco in the seventh round of the June Draft in 1983. He enjoyed a pair of trips to the College World Series with the Cardinal and was a member of the U.S. Collegiate All-Star Team that toured Japan in 1982. Aldrete graduated from Monterey (Ca.) High School, lettering in baseball, basketball and football.

Aldrete makes his off season home in Salinas, Calif., with his wife, Gina, and their three children; Michael, Blake and Nicolette. Michael (RHP) was selected by the Cardinals in the 2012 First Year Player Draft out of San Jose State (39th round).

#### MAJOR LEAGUE RECORD

	AVG.	G	AB	R	H	2B	3B	HR	RBI	SH	SF	HP	BB	SO	SB	CS	OBP	SLG	E
TOTALS	.263	930	2147	277	565	104	9	41	271	14	18	5	314	381	19	18	.356	.377	19

## DARREN BUSH

# 51

### HITTING COACH

Darren James Bush

Named A's bullpen coach, October 26, 2012

Named A's hitting coach, October 30, 2014

**Birthdate:** January 18, 1974

**Birthplace/Resides:** Columbus, Ohio / Englewood, Florida



Darren Bush completed his fifth season as the A's hitting coach in 2019 after serving as the bullpen coach from 2013-14. Under his guidance, the A's set franchise record for home runs (257) and extra base hits (572) in 2019. The 2019 season marked Bush's 15th in the A's organization, which includes two seasons as a minor league hitting coach, six seasons as a manager and seven seasons on the Major League coaching staff.

Bush compiled a 462-386 (.545) record in six seasons as a manager with Single-A Stockton (2007-08), Double-A Midland (2009-10) and Triple-A Sacramento (2011-12). He guided the River Cats to back-to-back division titles with a mark of 88-56 in 2011 and 86-58 in 2012. Bush also led the RockHounds to playoff appearances in 2009 and 2010, including a Texas League Championship in 2009. He also skippered Single-A Stockton to the California League Championship in his second year as a manager in 2008. Bush joined the Athletics in 2005 as hitting coach at Stockton and spent two seasons in that capacity before taking over as manager for the Ports in 2007.

#### MOST YEARS ON OAKLAND A'S COACHING STAFF

- 13 Curt Young (2004-10, 12-17)
- 13 Ron Washington (1996-2006, 2015-16)
- 12 Brad Fischer (1996-2007)
- 12 Dave McKay (1984-95)
- 10 Dave Duncan (1986-95)
- 9 Tye Waller (2007-15)
- 9 Rene Lachemann (1987-92, 2005-07)
- 8\* Darren Bush (2013-present)

\*includes 2020

## Coaches, continued

Prior to joining the A's organization, Bush coached in independent leagues. He was the hitting coach and Director of Player Personnel with Yuba-Sutter of the Western League in 2002 and then spent two seasons as a manager in the Northeast League with Berkshire (41-51 in 2003) and Quebec (58-34 in 2004).

A former outfielder, Bush began his playing career with three seasons in the independent Frontier League. He played for Zanesville in 1996 and Springfield in 1997-98, hitting .302 with 26 home runs and 133 RBI in 224 games. Bush signed with the San Diego Padres organization Dec. 24, 1998 and hit .259 with 16 home runs and 114 RBI in 231 games in two seasons at Single-A Rancho Cucamonga (1999-2000) and one year at Single-A Clearwater (2001) in the Phillies farm system. He also played one game for Triple-A Las Vegas in 2000 and went 2-for-4. He concluded his playing career by hitting .417 in seven games for Yuba-Sutter of the Western League in 2002. Bush had a .284 average in 456 games overall.

Bush attended Dunedin High School and Valdosta State University. He resides in Englewood, Fla., during the offseason. Bush is married, Rebecca, and has two children, Wyatt and Maggie.

### MINOR LEAGUE RECORD

	AVG.	G	AB	R	H	2B	3B	HR	RBI	SH	SF	HP	BB	SO	SB	CS	OBP	SLG	E
TOTALS	.283	456	1536	252	434	85	12	42	248	10	14	12	225	256	35	26	.375	.436	26

## RYAN CHRISTENSON

29

### BENCH COACH

Ryan Alan Christenson

Named A's bench coach, October 19, 2017

**Birthdate:** March 28, 1974

**Birthplace/Resides:** Redlands, California / Tyrone, Georgia



Ryan Christenson returns for his third consecutive season as Bob Melvin's bench coach, his first assignment on a Major League coaching staff. This is his 15th season in the A's organization, which includes five years as a minor league manager and seven seasons as a player.

Prior to his promotion in Oakland in 2018, Christenson spent five seasons managing in the A's farm system. After Single-A stints at Beloit in 2013 and Stockton in 2014, he guided Double-A Midland to back-to-back Texas League Championships in 2015 and 2016. Christenson served as manager at Triple-A Nashville in 2017 and also manned the third base coaching box for team USA in the 2017 All-Star Futures Game. His teams have a 391-307 (.560) record in five seasons.


Christenson played parts of six seasons in the majors with Oakland (1998-2001), Arizona (2001), Milwaukee (2002) and Texas (2003) and was a .222 hitter with 16 home runs and 102 RBI in 452 games. His best season came in his rookie campaign in 1998 when he hit .257 with five home runs and 40 RBI, all career-highs. Christenson batted .237 in 351 games in his four seasons with the A's and was a member of the 2000 American League West champions. His playing career concluded at Triple-A Albuquerque in the Marlins farm system in 2004.

Christenson was selected by the A's in the 10th round of the 1995 June draft out of Pepperdine University. He was West Coast Conference Player of the Year in his final season with the Waves after leading the league with a .376 batting average. Christenson is a 1992 graduate of Apple Valley High School.

Christenson resides in Tyrone, Ga., with his wife, Micki, and children, Cassidy and Cameron.

### MAJOR LEAGUE RECORD

	AVG.	G	AB	R	H	2B	3B	HR	RBI	SH	SF	HP	BB	SO	SB	CS	OBP	SLG	E
TOTALS	.222	452	998	159	222	48	5	16	102	27	9	6	114	256	16	15	.303	.329	17



**PITCHING COACH**

Scott Matthew Emerson

Named A's bullpen coach, October 30, 2014

Named A's pitching coach, June 15, 2017

**Birthdate:** December 22, 1971

**Birthplace/Resides:** Baltimore, Maryland / Rockingham, North Carolina

Scott Emerson returns for his sixth season on the A's Major League coaching staff and his 18th in the A's organization. He joined the coaching staff in Oakland for the 2015 season as bullpen coach and took over the reins as pitching coach on June 15, 2017.

Emerson spent two seasons as minor league roving pitching instructor from 2013-14 after 10 years as a pitching coach at various levels. He joined the A's organization in 2003 as pitching coach at Single-A Modesto and served two seasons there before the A's moved their affiliate to Stockton. After two seasons with the Ports, Emerson had a four-year stint at Double-A Midland from 2007-10. He was promoted to Triple-A Sacramento in 2011 and spent two seasons with the River Cats.

Emerson's coaching career began in the Pittsburgh Pirates organization in 2000 when he was named the pitching coach for the Pirates Gulf Coast Rookie League club at Bradenton. He spent two years in the GCL and one at Single-A Williamsport in 2002 before joining the A's organization.

**A'S RECENT COACHING ASSIGNMENTS**

Year	Bench	Pitching	Hitting	Third Base	First Base	Bullpen	Other
2019	Christenson	Emerson	Bush	Williams	Pedrique	Jensen	Aldrete <sup>3</sup> Kotsay <sup>4</sup>
2018	Christenson	Emerson	Bush	Williams	Pedrique	Jensen	Aldrete <sup>3</sup> Kotsay <sup>4</sup>
2017	Hale Kotsay	Emerson Young	Bush	Scarson Hale	Aldrete	Alston Emerson	Jensen <sup>2</sup>
2016	Kotsay	Young	Bush	Washington	Aldrete	Emerson	Jensen <sup>2</sup>
2015	Aldrete	Young	Bush	Washington Gallego	Waller	Emerson	Jensen <sup>2</sup>
2014	Hale	Young	Davis	Gallego	Waller	Bush	Prieto <sup>1</sup>
2013	Hale	Young	Davis	Gallego	Waller	Bush	Prieto <sup>1</sup>
2012	Hale	Young	Davis	Gallego	Waller	Rodriguez	Prieto <sup>1</sup>
2011	Skinner	Romanick	Perry	Gallego	Waller	Rodriguez	
2010	Waller	Young	Skaalen	Gallego	Steverson	Romanick	
2009	Waller	Young	Skaalen	Gallego	Steverson	Romanick	
2008	Wakamatsu	Young	Van Burkleo	Waller DeFrancesco	DeFrancesco Waller	Romanick	
2007	Schaefer	Young	Van Burkleo	Lachemann	Waller	Fischer	
2006	Geren	Young	Perry	Washington	Lachemann	Fischer	
2005	Lachemann	Young	Hudgens	Washington	Fischer	Geren	
2004	Speier	Young	Hudgens	Washington	Fischer	Geren	
2003	Francona	Peterson	Hudgens Bosley	Washington	Fischer	Geren	
2002	Macha	Peterson	Bosley	Washington	Quade	Fischer	
2001	Macha	Peterson	Bosley	Washington	Quade	Fischer	
2000	Macha	Peterson	Bosley	Washington	Quade	Fischer	
1999	Macha	Peterson	Hudgens	Washington	Bosley	Fischer	
1998	Dyer	Cluck	Walling	Washington	Jones	Fischer	
1997	Dyer	Cluck	Walling	Washington	Fischer	Alejo	
1996	—	Cluck	Walling	Dyer	Washington	Fischer	

<sup>1</sup>major league coach. <sup>2</sup>assistant hitting/catching. <sup>3</sup>assistant hitting. <sup>4</sup>quality control

**Coaches, continued**

Emerson pitched professionally for six seasons in the Baltimore (1992-95), Boston (1995-96) and Arizona (1997) organizations. He was a 10-game winner at Single-A Albany in 1993 and was traded to the Red Sox organization early during the 1995 season. The left-hander signed with Arizona after being released by Boston in the spring of 1997. He pitched in three games for Single-A High Desert before concluding his professional career with Rio Grande Valley of the independent Texas-Louisiana League in 1997. Emerson was 27-29 with a 4.16 ERA in 135 games, 79 starts in his career.

Emerson was drafted by San Diego in the 21st round of the 1990 June draft out of Shadow Mountain HS (Phoenix, Ariz.) but did not sign. He attended Scottsdale Community College and signed with the Baltimore organization after the Orioles selected him in the 40th round of the 1991 June draft.

Emerson and his wife, Jill, make their offseason home in Rockingham, N.C.

**MINOR LEAGUE RECORD**

	W	L	ERA	G	GS	CG	SHO	SV	IP	H	R	ER	HR	HB	BB	IBB	SO	WP	BK
TOTALS	27	29	4.16	135	79	4	0	0	493.1	520	298	228	28	26	268	5	361	54	4

**MARCUS JENSEN**

**59**

**BULLPEN COACH**


Marcus Christian Jensen

Named A's assistant hitting/catching coach, October 30, 2014

Named A's bullpen coach, December 4, 2017

**Birthdate:** December 14, 1972

**Birthplace/Resides:** Oakland, California / Scottsdale, Arizona



Oakland native Marcus Jensen returns for his sixth season on the A's Major League coaching staff and his 14th in the A's organization. He took over as bullpen coach in 2018 after serving as the A's assistant hitting/catching coach from 2015-17.

Jensen spent the 2014 season as the A's minor league roving hitting instructor. He joined the A's organization in 2007 as hitting coach for the A's affiliate in the Arizona Rookie League and served two years in that capacity. Jensen took over the managerial duties for that club in 2009 and guided the A's to a 141-136 (.509) record and one playoff appearance in five seasons. In 2013, he also served as the A's minor league roving catching instructor.

A former catcher, Jensen was drafted by San Francisco out of Skyline HS in Oakland following the first round of the 1990 June draft as a compensation pick for the loss of free agent Craig Lefferts. He batted .184 with six home runs and 29 RBI in 145 games in seven seasons with seven different teams.

Jensen made his Major League debut with San Francisco in 1996 and appeared in 39 games over two seasons with the Giants before he was dealt to Detroit in July 1997. After spending parts of the 1998 and 1999 seasons with Milwaukee and St. Louis respectively, Jensen saw his most big league action with Minnesota in 2000 when he batted .209 with three home runs and 14 RBI in 52 games. He split the 2001 season between Boston and Texas and returned to Milwaukee in 2002, appearing in 40 games in his final big league campaign. Jensen spent the 2003 season at Triple-A Columbus in the New York (AL) farm system and played for Cancun in the Mexican League in 2004. He spent his final two seasons as a professional with Mesa (2005) and Reno (2006) of the independent Golden Baseball League. Jensen was also a member of the 2000 U.S. Olympic team that defeated Cuba for the gold medal.

Jensen makes his offseason home in Scottsdale, Ariz., with his son, Marcus.

**MAJOR LEAGUE RECORD**

	AVG.	G	AB	R	H	2B	3B	HR	RBI	SH	SF	HP	BB	SO	SB	CS	OBP	SLG	E
TOTALS	.184	145	343	33	63	16	1	6	29	3	1	0	50	106	0	1	.287	.289	10



**QUALITY CONTROL COACH**

Mark Steven Kotsay

Named A's bench coach, November 12, 2015

Named A's quality control coach, November 2, 2017

**Birthdate:** December 2, 1975

**Birthplace/Resides:** Whittier, California / Rancho Sante Fe, California

Mark Kotsay returns for his fifth season on the A's coaching staff, his third as the major league quality control coach. He will assist Bob Melvin and the ML coaching staff in all areas and will also consult with the front office in other facets of the organization. Kotsay joined the A's as the bench coach in 2016 after making his professional coaching debut as the San Diego Padres hitting coach in 2015. He took a leave of absence June 19, 2017 and missed the rest of the season.

Kotsay spent 17 seasons in the Major Leagues from 1997-2013, including a four-year stint with Oakland from 2004-07. He was acquired from San Diego following the 2003 season for Ramon Hernandez and Terrence Long and went on to hit .282 in 472 games with the A's. Kotsay batted a career-high .313 in 2004 and tallied a career-high 82 RBI in 2005 while belting 15 home runs in each season. He was a member of the A's American League West champions in 2006 and sparked Oakland to its first ALCS appearance in 14 years with an inside-the-park home run in Game 2 of the ALDS at Minnesota.

A former outfielder, Kotsay batted .276 with 127 home runs and 720 RBI in 1914 games during his career, which also included stops in Florida (1997-2000), San Diego (2001-03, 12-13), Atlanta (2008), Boston (2008-09), Chicago-AL (2009-10) and Milwaukee (2011). He made his ML debut with Florida in his second professional season in 1997 and appeared in a career-high 154 games in his rookie season of 1998. After batting .298 in 2000, he was traded to San Diego five days prior to Opening Day in 2001. He hit .292 with a career-high 17 home runs in 2002. Following his stay with Oakland, Kotsay returned to the LCS in 2008 with Boston and 2011 with Milwaukee. He concluded his playing career with San Diego in 2012 and 2013.

Kotsay retired following the 2013 season and spent 2014 in the Padres front office as a special assistant to the general manager and baseball operations. In that role, he was involved in all aspects of the club's baseball operations.

A graduate of Sante Fe (CA) High School, Kotsay attended Cal State Fullerton where he led the Titans to the College World Series Championship in 1995. He was the winner of the Golden Spikes Award and was named Collegiate Player of the Year that year and hit .404 in his collegiate career. Kotsay was the Marlins first round pick and the ninth selection overall in the 1996 draft and also played for the United States in the 1996 Olympics.

Kotsay is married, Jamie, and has three children, Grace, Sienna and Trey. He resides in Rancho Santa Fe, Calif., during the offseason.

**MAJOR LEAGUE RECORD**

	AVG.	G	AB	R	H	2B	3B	HR	RBI	SH	SF	HP	BB	SO	SB	CS	OBP	SLG	E
TOTALS	.276	1914	6464	790	1784	353	48	127	720	30	48	13	554	757	98	64	.332	.404	49

## ERIC MARTINS

52

### ASSISTANT HITTING COACH

Anthony Eric Martins

Named A's assistant hitting coach, October 31, 2019

**Birthdate:** November 19, 1972

**Birthplace/Resides:** Los Angeles, California / Mesa, Arizona



Eric Martins makes his debut on a Major League coaching staff in 2020 as the A's assistant hitting coach. This is Martins' 20th season in the A's organization, which includes seven years as a minor league player, seven years as an area scout and five years as a minor league hitting coach.

Martins' coaching career began in 2015 when he was named hitting coach for Double-A Midland. He was promoted to Triple-A Nashville in 2016 and spent three seasons with the Sounds before moving west to Las Vegas in 2019 when the A's switched Triple-A affiliates.

Prior to coaching, Martins spent seven seasons as an A's area scout for Southern California from 2008-14. During that time, he was responsible for signing A.J. Griffin, Daniel Robertson, and 2014 first-round selection Matt Chapman, among others.

Originally a 17th round selection by Oakland in the 1994 draft, Martins hit .276 with 21 home runs and 262 RBI in 661 games over seven seasons in the A's farm system from 1994-2000. He was named to the Northwest League All-Star Team in 1994 after hitting .324 in his professional debut. The former infielder was part of the 1997 Edmonton team that captured the Pacific Coast League Championship and the 1999 Vancouver club that won the Triple-A World Series. Martins also played for Long Beach of the independent Western League (2001-02), Somerset of the independent Atlantic League (2003) and Nettuno in Italy (2004).

A graduate of La Serna High School in 1990, Martins attended Long Beach State. He was signed by Ed Crosby.

Martins lives in Mesa, Ariz., with his wife, Madison.

### MINOR LEAGUE RECORD

	AVG.	G	AB	R	H	2B	3B	HR	RBI	SH	SF	HP	BB	SO	SB	CS	OBP	SLG	E
TOTALS	.276	661	2314	373	638	125	22	21	262	49	14	27	282	382	44	38	.359	.376	130

## AL PEDRIQUE

41

### THIRD BASE COACH


Alfredo Jose Pedrique

Named A's first base coach, December 4, 2017

Named A's third base coach, October 31, 2019

**Birthdate:** August 11, 1960

**Birthplace/Resides:** Valencia, Arizona / Tucson, Arizona



Al Pedrique returns for his third season on the A's coaching staff, his first as third base coach. He joined the club for the 2018 season as first base coach and is now in his seventh season on a Major League coaching staff. He was third base coach and interim manager for Arizona in 2004, third base coach for Houston in 2009 and bench coach for the Astros from 2010-11.

Prior to joining the Athletics, Pedrique spent five seasons managing in the New York Yankees farm system. He started at Single-A Charleston in 2013, moved to Single-A Tampa in 2014, was promoted to Double-A Trenton in 2015 and has spent the next two seasons at Triple-A Scranton/



Wilkes-Barre. He was named International League Manager of the Year in 2016 after guiding the RailRiders to the best record in all full season minor leagues (.91-52, .636) and the Triple-A championship. Pedrique is 857-742 (.536) in 14 seasons as a minor league manager.

Pedrique managed for nine seasons in the minors in the Kansas City, Houston and Arizona organizations from 1995-2003 before earning his first Major League assignment in 2004. He began the season as Arizona's third base coach but was interim manager the second half of the season when the Diamondbacks went 22-61 (.265). Pedrique also managed the 2002 Scottsdale Scorpions in the Arizona Fall League and served as a coach for the World Team in the 2003 MLB All-Star Futures Game.

Pedrique returned to the Houston organization in 2005 as a special assistant to the general manager, a position he held for three seasons (2005-07). In October of 2006, his duties were expanded to include responsibility for all of the club's Latin American operations, including the overseeing of the franchise's academies as well as the player development and scouting efforts. He began the 2009 season as minor league field coordinator before joining the Astros as third base coach in September. He spent the 2010 and 2011 seasons as bench coach.

Pedrique spent parts of three seasons in the majors with the Mets (1987), Pirates (1987-88) and Tigers (1989) and hit .247 with a home run and 36 RBI in 174 games.

Pedrique and his wife, Marla, have four children: Andreyana, Mariana, Lilian and Carlos. He resides in Tucson, Ariz.

### MAJOR LEAGUE RECORD

	AVG.	G	AB	R	H	2B	3B	HR	RBI	SH	SF	HP	BB	SO	SB	CS	OBP	SLG	E
TOTALS	.247	174	449	32	111	18	1	1	36	6	1	4	29	61	5	4	.298	.298	19

### OAKLAND A'S CLINCHING DATES

Year	Date	Game No.	Opponent	Score	Winner	Loser
1971	September 15	149	at Chicago	3-2	Grant	Wood
1972	September 28	150	Minnesota	8-7	Fingers	LaRoche
1973	September 23	156	at Chicago	10-5	Blue	Wood
1974	September 27	158	Chicago	2-3	Bahnsen	Holtzman
1975	September 24	158	Chicago	13-2	Blue	Jefferson
1988	September 19	151	Minnesota	5-3	Stewart	Toliver
1989	September 27	158	Texas	5-0	Moore	Moyer
1990	September 25	154	at Kansas City	5-0	Stewart	Appier
1992	September 28	156/157	Off Day*			
2000	October 1	161	Texas	3-0	Hudson	Glynn
2001	September 23	150	Seattle	7-4	Mulder	Garcia
2002	September 20 (Playoff)	154	Texas	4-2	Mecir	Kolb
	September 26 (Division)	159	at Seattle	5-3 (10)	Koch	Hasegawa
2003	September 23	158	Texas	4-3 (10)	Foulke	Cordero
2006	September 26	157	at Seattle	12-3	Harden	Woods
2012	October 1 (Playoff)	160	Texas	4-3	Parker	Perez
	October 3 (Division)	162	Texas	12-5	Scribner	Holland
2013	September 22	156	Minnesota	11-7	Gray	De Vries
2014	September 28	162	at Texas	4-0	Gray	Martinez
2018	September 24	157	at Seattle	7-3	Buchter	Armstrong
2019	September 27	160	at Seattle	3-4	Warren	Hendriks

\*Chicago defeated 2nd place Minnesota on the A's off day.

**CATCHER****Height/Weight:** 6-2 / 219**Bats/Throws:** Left / Right**Birthdate:** January 16, 1994**Opening Day Age:** 26**Birthplace/Resides:** St. Louis, Missouri / Orlando, Florida**Major League Service:** 77 days**Obtained:** Acquired from the San Diego Padres with Buddy Reed for Jurickson Profar, December 2, 2019**Contract Status:** First year of a one-year contract through 2020**CAREER HIGHLIGHTS**

Was selected by San Diego in the fourth round of the 2015 draft and spent five seasons in the Padres organization before he was traded to Oakland following the 2019 season...made his Major League debut in 2019, hitting .215 in 34 games...is a .296 career hitter with 75 home runs and 300 RBI in 472 minor league games...has tossed out 137-of-565 (24.2%) attempted base stealers...was a Pacific Coast League Midseason All-Star in 2019...named to the Texas League Midseason and Postseason All-Star teams and was a *Baseball America* Double-A All-Star in 2018 with San Antonio...was a Midwest League Midseason and Postseason All-Star in 2016...played for Peoria in the Arizona Fall League in 2018.

**2019 HIGHLIGHTS**

Made his Major League debut with San Diego and hit .215 with four doubles and three RBI in 34 games over four stints...batted .236 (13-for-55) against right-handed pitchers, .100 (1-for-10) against left-handers...made all 14 of his starts in games in which the opponent started a righty... had a .265 average with the bases empty compared to .161 with runners on...hit .161 with runners in scoring position...was 5-for-14 (.357) when leading off an inning...hit .348 with no outs, .143 with one or two outs...made 14 starts, all at catcher...committed one error in 19 games overall behind the plate for a .993 fielding percentage...tossed out 1-of-9 (11.1%) attempted base stealers...also appeared in two games at first base...was 4-for-15 (.267) with three doubles, two RBI and a walk as a pinch hitter...made seven starts batting eighth, five in the seven spot and two in the six spot...hit .370 in nine games overall from eight spot...was recalled for the first time on May 11 and made his Major League debut that day at Colorado...pinch hit in the ninth inning and walked on four pitches...made his first start the next day against the Rockies and singled off Antonio Senzatelata in the seventh inning for his first ML hit...drove in his first run May 18 against Pittsburgh with a pinch hit single in the sixth inning...went 2-for-15 (.133) over his first eight games through May 25...then went 9-for-27 (.333) over his next 11 contests and was batting .262 with three RBI in 19 games overall when he was optioned back to El Paso June 17...was a combined 3-for-23 (.130) with a double and no RBI in 15 games overall his final three stints...was recalled for his second stay July 12 and went 0-for-2 in two pinch hitting appearances before he was optioned July 14...was 1-for-3 (.333) over a three-game stint from Aug. 24 to 28...returned for good on Aug. 30 and went 2-for-18 (.111) over his final 10 games.

**EL PASO:** Batted a career-high .330 with 21 home runs and 67 RBI in 67 games with Triple-A El Paso...also had career highs in on-base percentage (.379), slugging (.663) and OPS (1.042)...it was his third consecutive season with 20 or more home runs...was named to the Pacific Coast League Midseason All-Star team...batted .356 (67-for-188) with a 1.110 OPS against right-handed pitchers compared to .268 (22-for-82) with an .898 OPS against left-handers...hit .354 with runners in scoring position...was batting .307 with 29 RBI in 38 games before the All-Star Break...then hit .358 with 38 RBI in 29 games after the break...batted .341 on the road but slugged 14 of his 21 home runs at home...had a .402 average with 12 of his 21 home runs in the sixth inning or later...made 60 starts at catcher and one at first base...committed just three errors in 61 games overall behind the plate (.995 fielding percentage) and tossed out 13-of-55 (23.6%) attempted base stealers...also went 9-for-23 (.391) in five games as the designated hitter and had a RBI double in his only pinch hitting appearance...hit in every spot in the order from third through seventh and saw his most action with 31 games batting five and 30 hitting fourth...hit .310 with

13 home runs and 32 RBI from the four spot...batted .320 in 19 games in April but then went 5-for-30 (.167) over his first eight games in May...was hitting .276 with six home runs and 26 RBI in 27 games overall when San Diego called for the first time on May 11...was sent back to the Chihuahuas June 17 and hit safely in all 11 games from June 21 to July 6 before the Padres called again on July 12...went 17-for-45 (.378) with four doubles, six home runs and 13 RBI during his second stint...had his first of two two-homer games June 29 against Fresno when he went 2-for-5 with three RBI...his second came on July 5 at Salt Lake when he drove in four runs in a 3-for-5 performance...they were the second and third multi-homer games of his career...had a seventh inning RBI single for the PCL in the Triple-A All-Star Game on July 10...had a two-game stay with San Diego from July 12 to 14 and then hit .358 with nine home runs and 38 RBI over his final 29 games at Triple-A...collected a season-high five RBI July 20 at Albuquerque...matched his season-high with an 11-game hitting streak from Aug. 12 to 23 and had at least one extra base hit in each game during the streak...went 21-for-45 (.467) with 13 runs, 11 doubles, five home runs and 18 RBI during the streak...batted .405 with 11 doubles, seven home runs and 25 RBI in 18 games in August...had a .423 on-base percentage, .838 slugging percentage and 1.260 OPS.

## CAREER

**2018**—Spent the entire campaign with Double-A San Antonio and recorded exactly 31 doubles, 22 home runs and 131 hits for the second consecutive season, slashing .290/.351/.506...earned Texas League Midseason and Postseason All-Star honors after leading the league in slugging...also tied for third in doubles, ranked fifth in home runs and eighth in batting...was named a MiLB.com Organization All-Star for San Diego for the second consecutive season while being tabbed a Double-A All-Star by *Baseball America*...named MiLB.com TL Player of the Month for April, slashing .364/.423/.773 with 12 doubles, eight home runs and 15 RBI in 23 games...earned TL Player of the Week honors for the week of April 22, hitting .500/.577/.909 with five multi-hit efforts in six games...started all eight postseason games for the Missions (seven at catcher, one as the designated hitter) and hit .143 (4-for-28) with one home run and three RBI...played for the Arizona Fall League champion Peoria Javelinas following the season and hit .263 with three doubles, two home runs, 13 RBI and 10 runs scored across 15 games...was rated as the No. 16 prospect in the Padres system by *Baseball America* entering the 2019 season.

**2017**—Finished among the leaders in several offensive categories in the California League and earned several accolades while with Single-A Lake Elsinore...among CL hitters, he ranked third in slugging (.497), fourth in home runs (22) and OPS (.849), sixth in total bases (230), tied for sixth in doubles (31) and seventh in RBI (81)...named an MiLB.com Organization All-Star for San Diego...earned MiLB.com California League Player of the Month honors in July, including Player of the Week honors in back-to-back weeks for the weeks of July 16 and 23...his three four-hit games and 32 RBI during the month were the second-most in professional baseball...also slashed .374/.398/.691 with 10 home runs and 27 runs scored during the month.

**2016**—Split the season between Single-A Fort Wayne and Double-A San Antonio, posting a combined .319 average with 30 extra-base hits, 62 RBI and 53 runs...earned Midwest League Midseason and Post-Season All-Star honors...earned Midwest League Player of the Month for April, including Player of the Week honors for the week ending April 17...posted a .460/.539/.603 mark over 18 games in April with seven extra base hits, 14 RBI, 15 runs and 10 walks.

**2015**—Made his professional debut with Single-A Tri-City and started 51 games...hit .280 in 22 games after the All-Star Break.

## PERSONAL/MISCELLANEOUS

Austin Michael Allen...earned Perfect Game Underclass Honorable Mention (2011) and Perfect Game Central Region Honorable Mention (2012) at Chaminade College Prep...attended the Florida Tech where he hit .377 with a 1.062 OPS, 22 home runs and 112 RBI in 136 games over three seasons...enjoys fishing and has a labradoodle dog named Griffey...all-time favorite baseball players are Chipper Jones and Manny Ramirez.

## LIFETIME PLAYING RECORD

Year	Club	AVG.	G	AB	R	H	2B	3B	HR	RBI	SH	SF	HP	BB	SO	SB	CS	OBP	SLG	E
2015	Tri-City	.240	53	196	23	47	10	1	2	34	0	3	2	21	38	1	2	.315	.332	5
2016	Fort Wayne	.320	109	409	52	131	22	0	7	61	0	10	5	29	69	0	0	.364	.425	0
	San Antonio	.273	3	11	1	3	0	0	1	1	0	0	0	0	0	0	0	.273	.545	7
2017	Lake Elsinore	.283	121	463	71	131	31	1	22	81	0	2	7	44	109	0	1	.353	.497	9
2018	San Antonio	.290	119	451	59	131	31	0	22	56	0	3	7	37	97	0	3	.351	.506	8
2019	El Paso	.330	67	270	52	89	27	0	21	67	0	4	2	22	56	0	0	.379	.663	3
	SAN DIEGO	.215	34	65	4	14	4	0	0	3	0	0	0	6	21	0	0	.282	.277	1
<b>Major League Totals</b>		<b>.215</b>	<b>34</b>	<b>65</b>	<b>4</b>	<b>14</b>	<b>4</b>	<b>0</b>	<b>0</b>	<b>3</b>	<b>0</b>	<b>0</b>	<b>0</b>	<b>6</b>	<b>21</b>	<b>0</b>	<b>0</b>	<b>.282</b>	<b>.277</b>	<b>1</b>
<b>Minor League Totals</b>		<b>.296</b>	<b>472</b>	<b>1800</b>	<b>258</b>	<b>532</b>	<b>121</b>	<b>2</b>	<b>75</b>	<b>300</b>	<b>0</b>	<b>22</b>	<b>23</b>	<b>153</b>	<b>369</b>	<b>1</b>	<b>6</b>	<b>.354</b>	<b>.490</b>	<b>32</b>

## CAREER TRANSACTIONS

**2015** — Selected by the San Diego Padres organization in the 4th round of the First-Year Player Draft. **2019** — Traded to the Oakland Athletics with a player to be named later (minor league outfielder Buddy Reed on December 12) for infielder Jurickson Profar, December 2.

## ALLEN'S CAREER BESTS

Hits: 2 (twice), last: June 15, 2019 at Colorado

Home Runs: None

Runs Batted In: 1 (three times), last: June 14, 2019 at Colorado

Stolen Bases: None

Hitting Streak: 3, May 26 to June 2, 2019

Hitless Streak (At Bats): 8, May 18 to 26, 2019

Game Ending RBI: None

Grand Slams: None

Pinch-Hit Home Runs: None

Inside-The-Park Home Runs: None

Lead Off Home Runs: None



**INFIELDER**

**Height/Weight:** 5-8 / 166

**Bats/Throws:** Right / Right

**Birthdate:** October 8, 1998

**Opening Day Age:** 21

**Birthplace/Resides:** San Diego, California / San Diego, California

**Major League Service:** None

**Obtained:** Selected in the 3rd round of the 2017 First-Year Player Draft

**Contract Status:** First year of a one-year contract through 2020

**NON-ROSTER INVITEE**

**CAREER HIGHLIGHTS**

Was selected by Oakland in the third round of the 2017 draft and is a .258 hitter with four home runs and 73 RBI in 228 games in three seasons as a professional...also has 44 stolen bases...has played 199 games at shortstop and 24 at second base (all in 2019)...played for Mesa in the Arizona Fall League following the 2019 season and was also rated as the A's number 10 prospect by *Baseball America* that year.

**2019 HIGHLIGHTS**

Batted a career-high .292 with three home runs and 25 RBI in 72 games with Single-A Stockton in a season cut short by an ankle injury in late June...the home runs were also a career high, as were his 22 doubles, 30 extra base hits, .363 on-base percentage and .434 slugging percentage...was named to the California League Midseason All-Star team...hit .397 (23-for-58) with a 1.130 OPS against left-handed pitchers compared to .265 (61-for-230) with a .712 OPS against right-handers...batted .316 with runners in scoring position...hit all three of his home runs at home...all three were solo shots...had a .311 batting average in 59 games at night, .191 in 13 day games...started 45 games at shortstop and 24 at second base...committed four errors as a shortstop for a .979 fielding percentage...made two errors as a second baseman (.982)...also went 2-for-8 (.250) in two games as the designated hitter...hit exclusively in the leadoff spot in the batting order...played for Mesa in the Arizona Fall League following the season and hit .194 with six RBI in 18 games...was rated as the A's number 10 prospect by *Baseball America*.

**STOCKTON:** Walked three times in a game for the first time in his career on Opening Day, April 4 against Rancho Cucamonga...hit his first home run April 5 against Rancho Cucamonga...it was his first round tripper since July 24, 2017, snapping a 143-game homerless streak...struck out a career-high tying three times April 9 against San Jose...was batting .190 over his first 11 games through April 15...then had a season-best 13-game hitting streak from April 16 to 30 (20-for-56, .357)...drove in a season-high two runs April 30 against Visalia, his first of five two-RBI games...batted .286 in 24 games in April and was a perfect 6-for-6 in stolen base attempts...went 16-for-40 (.400) with seven multiple hit games, five doubles, three triples, a home run and six walks over a 10-game stretch from May 4 to 14 (1.230 OPS)...hit his third and final home run of the season May 5 against Modesto...finished the season with a 44-game homerless streak...also scored a career-high tying three runs in that game, which he matched June 9 vs. San Jose and June 13 at Modesto...matched his career high with three walks May 12 at Inland Empire...went 4-for-36 (.111) over a 10-game stretch from May 16-29...matched his career high with three strikeouts May 19 vs. Inland Empire...went 3-for-5 May 30 at Lancaster, his first of six three-hit games...that began a season-ending stretch where he hit .340 over his final 25 games...grounded into his first double play of the season June 11 against San Jose, his 59th game...had back-to-back two-double games on June 13 and 14 at Modesto...the doubles matched his career high...started at shortstop and batted leadoff for the North in the California League All-Star Game on June 18 and went 0-for-3 with a strikeout...was placed on the injured list June 28 with a sprained left ankle and missed the remainder of the season.

## CAREER

**2018**—Spent his first full professional season at Single-A Beloit and hit .239 with no home runs and 34 RBI in 121 games...had career highs in runs (51), hits (110), triples (6), RBI (34), walks (34), hit by pitches (9), stolen bases (24), games, at bats (460) and strikeouts (85)...tied for fourth in the A's farm system in stolen bases and tied for eighth in triples...batted .242 with 33 of his 34 RBI against right-handed pitchers compared to .227 against left-handers...had a .206 average with runners in scoring position, including .143 with RISP and two outs...was hitting .198 at the All-Star Break...then batted .274 after the break...appeared exclusively at shortstop where he made 120 starts...committed 17 errors for a .965 fielding percentage...saw his most action with 74 games batting leadoff and 45 in the nine spot...had a season-high three RBI June 3 at Quad Cities (also Aug. 30 at Wisconsin)...batted .300 over a 20-game span from June 16 to July 11...capped that stretch by going 4-for-6 with a pair of doubles and two RBI July 11 at South Bend...it was his first career four-hit game...stole two bases July 15 at West Michigan, his second career multi-steal game...reached base safely in each of his final 25 games from Aug. 3 to Sept. 3...hit .323 with a .367 on-base percentage during the streak...had a season-high 11-game hitting streak from Aug. 4-15 (16-for-47, .340)...hit .286 and was 6-for-6 in stolen base attempts in 24 games in August...went 0-for-7 with five strikeouts in two postseason games for the Snappers.

**2017**—Batted .254 with a home run and 14 RBI in 35 games in his professional debut with the A's affiliate in the Arizona Rookie League...hit .333 with an .884 OPS against left-handed pitchers compared to .222 with a .553 OPS against righties...batted .308 at home and .308 with runners in scoring position...started 32 games at shortstop and committed 12 errors in 33 games overall for a .917 fielding percentage...made his debut July 1 against the Giants and collected his first hit in his next game on July 3 against the Dodgers...his first RBI came on July 10 at the Diamondbacks when he went 3-for-5 with two RBI...also stole his first base in that game...hit his first home run July 24 at the Royals...had his first multi-steal game when he swiped two bases Aug. 21 at the Angels.

## PERSONAL/MISCELLANEOUS

Nicholas Ryan Allen was originally signed by A's scout Anthony Aliosi...graduated from Francis Parker High School (Calif.)...hit .469 as a junior...garnered 2017 Rawlings-Perfect Game Preseason First Team All-American honors as a senior.

### LIFETIME PLAYING RECORD

Year	Club	AVG.	G	AB	R	H	2B	3B	HR	RBI	SH	SF	HP	BB	SO	SB	CS	OBP	SLG	E
2017	AZL A's	.254	35	138	26	35	3	2	1	14	2	0	1	13	28	7	3	.322	.326	12
2018	Beloit	.239	121	460	51	110	17	6	0	34	3	6	9	34	85	24	8	.301	.302	17
2019	Stockton	.292	72	288	45	84	22	5	3	25	8	0	4	28	52	13	5	.363	.434	6
<b>Minor League Totals</b>		<b>.258</b>	<b>228</b>	<b>886</b>	<b>122</b>	<b>229</b>	<b>42</b>	<b>13</b>	<b>4</b>	<b>73</b>	<b>13</b>	<b>6</b>	<b>14</b>	<b>75</b>	<b>165</b>	<b>44</b>	<b>16</b>	<b>.324</b>	<b>.349</b>	<b>35</b>

### CAREER TRANSACTIONS

**2017** — Selected by the Oakland Athletics organization in the 3rd round of the First-Year Player Draft.

### OAKLAND A'S OPENING DAY TRIVIA

#### Most Starts

12 Rickey Henderson  
 11 Eric Chavez  
 9 Sal Bando  
 Reggie Jackson  
 Carney Lansford  
 Mark McGwire  
 Terry Steinbach  
 8 Bert Campaneris  
 Mark Ellis  
 Dwayne Murphy

#### Most Starts by Position

P: Stewart 6, Langford, 5, Hunter 3, Hudson 3  
 C: Steinbach 9, Suzuki 5, Heath 4, Hernandez 4  
 1B: McGwire 9, Giambi 4, Barton 4  
 2B: Ellis 8, Green 6, Phillips 4  
 3B: Chavez 10, Bando 9, Lansford 9  
 SS: Campaneris 8, Bordick 5, Crosby 5, Semien 5, Tejada 5  
 LF: Henderson 12, Rudi 4, four with 2  
 CF: Murphy 8, North 5, D. Henderson 5  
 RF: Jackson 8, Armas 5, Canseco 5, Davis 5  
 DH: Berroa 3, Durazo 3, seven with 2

#### Most Consecutive Starts

P: 5 Stewart (1988-92)  
 C: 9 Steinbach (1988-96)  
 1B: 8 McGwire (1988-95)  
 2B: 7 Ellis (2005-11)  
 3B: 9 Bando (1968-76), Chavez (1999-2007)  
 SS: 5 Campaneris (1968-72), Bordick (1992-96), Tejada (1999-03), Crosby (2004-08), Semien (2015-19)  
 LF: 6 Henderson (1990-95)  
 CF: 8 Murphy (1980-87)  
 RF: 8 Jackson (1968-75)  
 DH: 3 Berroa (1995-97), Durazo (2003-05)

**RIGHT-HANDED PITCHER****Height/Weight:** 6-2 / 203**Bats/Throws:** Right / Right**Birthdate:** May 27, 1993**Opening Day Age:** 26**Birthplace/Resides:** Boynton Beach, Florida / Tampa, Florida**Major League Service:** 68 days**Obtained:** Acquired from the Pittsburgh Pirates for a player to be named later (Wilkin Ramos), November 20, 2018**Contract Status:** First year of a one-year contract through 2020**NON-ROSTER INVITEE****CAREER HIGHLIGHTS**

Has pitched in 11 games, including five starts, over two seasons in the majors with Pittsburgh (2018) and Oakland (2019) and is 1-3 with a 6.15 ERA...is 30-18 with 10 saves and a 3.89 ERA in 141 games, including 38 starts, in five seasons in the minors...was originally selected by the Pirates in the 20th round of the 2015 First-Year Player Draft and was traded to Oakland following the 2018 season...pitched for Surprise in the Arizona Fall League following the 2016 season.

**2019 HIGHLIGHTS**

Spent most of the season at Triple-A Las Vegas where he went 9-5 with a 6.00 ERA in 21 games, including 16 starts...also had a five-start stint with Oakland in the middle of the season and went 0-3 with a 6.04 ERA...the starts were the first of his career as he made six relief appearances in his Major League debut with Pittsburgh in 2018...allowed a .309 opponents batting average, including .255 (12-for-47) against right-handed pitchers compared to .360 (18-for-50) against left-handers...yielded all four of his home runs to lefties for a .620 slugging percentage (.277 vs. righties)...all four home runs came with runners on base...had a .225 opponents batting average the first time through the lineup, .368 after that...did not allow a run in the first inning (5.0 ip)...surrendered nine of his 16 runs in the third inning (17.36 ERA)...opponents hit .382 with two outs, .270 with zero or one out...yielded a .333 average to batters leading off an inning...had two stints with Oakland but did not pitch during his second stay with the club...was recalled for the first time June 10 and made his first ML start that day at Tampa Bay...was also charged with his first loss after allowing two runs in 5.2 innings in a 6-2 decision...struck out a career-high five batters in a career-high 5.2 innings...left his next start on June 16 against Seattle with a 3-2 lead, but Trivino allowed four runs in the eighth inning for the blown save and loss...was 0-1 with a 3.27 ERA and .150 opponents batting average over his first two starts...then went 0-2 with an 8.74 ERA and .421 opponents batting average over his next three starts...struck out as a pinch hitter June 25 at St. Louis...allowed a career-high seven runs in 2.2 innings in an 8-3 loss at Los Angeles (AL) on June 27...was optioned to Las Vegas July 5...was recalled for a second time July 23 but was sent back to Las Vegas July 25 without appearing in a game.

**LAS VEGAS:** His 6.00 ERA with Las Vegas was his highest as a minor leaguer as was his .307 opponents batting average...also had career highs in runs (68), earned runs (64), hit batters (5) and walks (41)...yielded a career-high 21 home runs after surrendering just 10 in 311.1 innings over the first four seasons of his career...tied for 10th in the Pacific Coast League in wins (10)...his opponents batting average included a .297 (68-for-229) mark against right-handed hitters compared to .321 (53-for-165) against left-handers...issued 26 of his 41 walks to lefties...allowed a .240 average with runners in scoring position...was 4-4 with a 6.26 ERA in 11 games before the All-Star Break, 5-1 with a 5.66 ERA in 10 games after the break...posted a 6-5 record, a 6.37 ERA and .323 opponents batting average in his 16 starts compared to 3-0 with a 3.86 ERA and .208 opponents average in five relief appearances...was 5-2 with a 4.33 ERA in nine games on the road, 4-3 with a 7.39 ERA in 12 games at home...surrendered 15 of his 21 home runs in Las Vegas...compiled a 4-0 record and a 1.96 ERA in five games on Wednesdays...allowed a career-high nine runs on a career-high 12 hits in 4.2 innings in his first start April 8 at El Paso, a no decision in a 10-9 Aviators win...then yielded just two runs in 6.0 innings in each of his next two starts, picking up the win on April 13 against Fresno before taking the loss April 19 at Fresno...the 6.0 innings

pitched were a season-high (five times)...yielded a career-high five home runs and matched his career high with 12 hits April 27 against El Paso...had not allowed more than two home runs in a game prior to that...also had a season-high 98 pitches in that contest...finished April 1-2 with a 6.85 ERA in four starts and allowed eight home runs in 22.1 innings...then went 3-2 with a 4.82 ERA in six games, five starts, in May...made his first relief appearance of the season May 7 against Salt Lake when he tossed 3.0 scoreless innings for the win...then yielded 11 runs in 8.0 innings over his next two starts, both losses...struck out a season-high seven batters May 24 vs. Albuquerque...was 4-4 with a 6.26 ERA and .297 opponents batting average in 11 games, including 10 starts, when Oakland called for the first time on June 10...was optioned back to Las Vegas July 5 and was 2-0 with a 1.74 ERA in two starts before returning to Oakland July 23...had his first career complete game and shutout in a rain-shortened 3-0, five-inning win at Tacoma July 17...issued a career-high five walks...was optioned to Las Vegas July 24 and went 3-1 with a 6.97 ERA and .333 opponents batting average over his final eight games...picked up the win July 31 against New Orleans to start a season-high and season-ending three-game winning streak...had a 6.00 ERA over that seven-game (three starts) stretch...made his final start on Aug. 11 at Omaha, allowing three runs on eight hits in 5.2 innings for a no decision...each of his final four appearances came in relief (4.91 ERA)...also compiled a 3.18 ERA and .211 opponents batting average in two relief appearances in the postseason (5.2 ip, 4 h, 2 r, 2 er, 1 bb, 3 so).

## CAREER

**2018**—Made his Major League debut with Pittsburgh and went 1-0 with a 6.35 ERA in six relief appearances over three stints with the Pirates...allowed a .333 opponents batting average and issued eight walks in 11.1 innings for a .444 on-base percentage...yielded a .321 average against right-handed hitters compared to .353 against left-handers...issued seven of his eight walks to lefties...allowed 2-of-6 (33.3%) inherited runners to score...first batters faced were 2-for-5 (.400) with a walk...opponents were 0-for-10 with two outs...was selected from Triple-A Indianapolis on June 27 and made his Major League debut July 2 at Los Angeles-NL (2.0 ip, 8 h, 6 r, 5 er, 2 bb, 1 so)...retired the first batter he faced (Bellinger groundout) but then allowed four straight hits...struck out Alex Wood in the fifth inning for his first strikeout...was optioned back to Indianapolis the next day...returned to Pittsburgh July 15 and was credited with his first ML win that day against Milwaukee (1.0 ip, 1 h, 1 r, 1 er, 2 bb)...allowed a run in the top of the 10th but the Pirates scored twice in the bottom of the 10th for a 7-6 win...was optioned July 20...rejoined Pittsburgh for a third time Sept. 4 and logged a 2.16 ERA and .207 opponents batting average in four outings in September...grounded out in his only big league at bat Sept. 23 against Milwaukee...was 3-2 with six saves and a 2.64 ERA in 39 appearances with Indianapolis, all in relief...the ERA was a career low and the saves and games pitched a career high...walked 15 batters in 61.1 innings and his average of 2.20 walks per nine innings was second lowest among International League relievers...surrendered just two home runs (0.29 per nine innings), both solo shots...had a .277 opponents batting average, which broke down to .230 against right-handed hitters compared to .344 against left-handers...yielded a .292 average with runners in scoring position but that dropped to .194 with RISP and two outs...converted 6-of-9 (66.7%) save opportunities...allowed 7-of-24 (29.2%) inherited runners to score...had a 2.23 ERA in 26 games before the All-Star Break, a 3.24 ERA in 13 games after the break...compiled a 1.91 ERA in 22 games at home, a 3.49 ERA in 17 outings on the road...posted a 0.48 ERA in 10 day games, a 3.59 ERA in 29 appearances at night...went 0-for-2 as a hitter...tossed at least one inning in 35 of his 39 appearances, including two or more 17 times...allowed five runs in 0.2 innings in his first outing on April 6 against Columbus but would not allow another earned run until May 28 for a streak of 23.2 consecutive innings without an earned run...that lowered his season ERA to 1.85...had a 16.1-inning scoreless streak from April 8 to May 12...finished May with a 0.68 ERA in 10 appearances...recorded five of his six saves over a seven-game stretch from June 25 to July 28 and did not allow an earned run over that span (8.2 ip)...logged four of his six saves in the month of July...had allowed just 1-of-18 (5.6%) inherited runners to score through the end of July...struck out a season-high four batters in 1.2 innings against Lehigh Valley, Aug. 7...tossed a season-high 3.0 scoreless innings Aug. 19 at Lehigh Valley, a mark he matched Aug. 29 against Toledo.

**2017**—Spent entire season with Double-A Altoona...began the season in starting rotation and posted a 1.98 ERA over his first five starts thru May 3...produced a 7.15 ERA over five outings (four starts) from May 9-31...made first relief appearance on May 26 at Erie when he allowed three



runs in 1.0 inning and suffered the loss...was charged with a loss in five straight appearances from May 9-31...won his next four starts between June 6-24, working at least 6.0 innings in each outing...pitched a career-high 8.0 innings in a combined shutout on July 4 vs. Binghamton...went 2-1 with a 2.43 ERA in six appearances (five starts) in July...moved into a full-time relief role on July 31 and posted a 1.25 ERA in his final 10 regular-season outings...pitched the final 2.0 scoreless innings on Sept. 9 vs. Bowie in Game 3 of the Division Series as Curve capped a sweep and advanced to ELCS...picked up the save in Game 1 of the ELCS.

**2016**—Split his season between Low-A West Virginia and High-A Bradenton...went 3-3 with a 3.58 ERA in 36 games (three starts) between the two teams...began the season with West Virginia, where he allowed just three earned runs in his first 24.0 innings over eight relief outings...made his first professional start on June 13 at Lexington and pitched a season-high 6.0 innings (1 r, 0 er)...was promoted to Bradenton on June 30...posted a 2.70 ERA in seven appearances during August...picked up his lone save on July 30 at Daytona...made three appearances in the post-season and produced a 1.35 ERA and two saves...pitched 3.0 scoreless innings in Game 4 of the Florida State League Championship Series to help clinch the league title...participated in the Arizona Fall League and went 2-2 with a 3.76 ERA in seven starts with Surprise.

**2015**—Began his professional career with Rookie-level Bristol...pitched 2.0 scoreless innings in his professional debut on June 25 at Greeneville...picked up his first career win on July 16 vs. Bluefield when he tossed 3.0 scoreless innings...was promoted to short-season West Virginia on Aug. 26...earned his lone win on Sept. 1 at Batavia.

## PERSONAL/MISCELLANEOUS

Tanner Ackley Anderson was originally signed by Pittsburgh scout Steve Skrinar...is a 2011 graduate of Henry B. Plant High School in Tampa, Florida...Plant High School also produced Hall-of-Famer Wade Boggs...played four seasons of baseball at Harvard as a pitcher and second baseman...went 4-13 with a 5.41 ERA in collegiate career and hit .277 with one homer and 30 RBI...originally majored in biochemical engineering but switched to History of Science and earned his degree in 2015...plays the violin.

## LIFETIME PITCHING RECORD


Year	Club	W	L	ERA	G	GS	CG	SHO	SV	IP	H	R	ER	HR	HB	BB	IBB	SO	WP	BK
2015	Bristol	4	0	2.38	12	0	0	0	3	22.2	21	6	6	0	0	2	0	19	1	0
	West Virginia	1	0	4.50	3	0	0	0	0	6.0	8	3	3	0	0	0	0	6	0	0
2016	West Virginia	2	2	3.42	19	1	0	0	0	47.1	37	19	18	0	0	13	0	33	2	1
	Bradenton	1	1	3.76	17	2	0	0	1	40.2	49	22	17	2	2	9	0	17	4	0
2017	Altoona	10	8	3.38	30	19	0	0	0	133.1	134	54	50	6	1	33	2	97	8	0
2018	Indianapolis	3	2	2.64	39	0	0	0	6	61.1	65	25	18	2	4	15	0	49	0	0
	PITTSBURGH	1	0	6.35	6	0	0	0	0	11.1	15	10	8	1	1	8	2	6	2	0
2019	Las Vegas	9	5	6.00	21	16	1	1	0	96.0	121	68	64	21	5	41	0	59	1	0
	OAKLAND	0	3	6.04	5	5	0	0	0	22.1	30	16	15	4	0	7	1	18	3	0
<b>Major League Totals</b>		<b>1</b>	<b>3</b>	<b>6.15</b>	<b>11</b>	<b>5</b>	<b>0</b>	<b>0</b>	<b>0</b>	<b>33.2</b>	<b>45</b>	<b>26</b>	<b>23</b>	<b>5</b>	<b>1</b>	<b>15</b>	<b>3</b>	<b>24</b>	<b>5</b>	<b>0</b>
<b>Minor League Totals</b>		<b>30</b>	<b>18</b>	<b>3.89</b>	<b>141</b>	<b>38</b>	<b>1</b>	<b>1</b>	<b>10</b>	<b>407.1</b>	<b>435</b>	<b>197</b>	<b>176</b>	<b>31</b>	<b>12</b>	<b>113</b>	<b>2</b>	<b>280</b>	<b>16</b>	<b>1</b>

## CAREER TRANSACTIONS

**2015** — Selected by the Pittsburgh Pirates organization in the 20th round of the First-Year Player Draft. **2018** — Traded to the Oakland Athletics for a player to be named later (minor league pitcher Wilkin Ramos on December 1), November 20.

## ANDERSON'S CAREER BESTS

**Low Hit Complete Game:** None  
**Innings Pitched:** 5.2, June 10, 2019 at Tampa Bay  
**Strikeouts:** 5, June 10, 2019 at Tampa Bay  
**Pitches:** 94, July 4, 2019 vs. Minnesota  
**Longest Winning Streak:** 1, July 15, 2018  
**Longest Losing Streak:** 3, June 10, 2019 to present  
**Longest Scoreless Streak:** 5.0, June 10, 2019

**OUTFIELDER****Height/Weight:** 6-0 / 195**Bats/Throws:** Left / Left**Birthdate:** November 15, 1995**Opening Day Age:** 24**Birthplace/Resides:** Tamboril, Dominican Republic / Tamboril, Dominican Republic**Major League Service:** 21 days**Obtained:** Signed as a non-drafted free agent, July 3, 2012**Contract Status:** First year of a one-year contract through 2020**CAREER HIGHLIGHTS**

Was signed by the A's out of the Dominican Republic at the age of 16 and is a .280 (441-for-1576) career hitter in 438 games in seven professional seasons...has appeared in 141 games in center field, 130 in left field, 126 in right field and two at first base...spent the first three-plus seasons of his career in short-season leagues before he was promoted to Single-A Beloit in August of 2016...played in 108 games with the A's Single-A affiliates in 2017 and then hit .297 in 124 games with Single-A Stockton and Double-A Midland in 2018...had his 2019 season shortened to 54 games after shoulder surgery...was named MVP of the 2019 Texas League All-Star Game...played for Mesa in the Arizona Fall League in 2018.

**2019 HIGHLIGHTS**

Was limited to just 54 games at Double-A Midland due to shoulder surgery, but hit .321 in 54 games...added nine doubles, a career-high tying 11 triples, four home runs and nine stolen bases...despite his limited playing time, he finished second in the Texas League, third in the A's farm system and tied for sixth in all of the minors...was named to the Texas League Midseason All-Star team...batted .324 (56-for-173) against right-handed pitching compared to .314 (16-for-51) against left-handers...however, eight of his 16 hits against lefties were for extra bases and he slugged .608 compared to .486 against right-handers...hit .347 when leading off an inning, .342 at home, .324 at night and .304 with runners in scoring position...went 9-for-18 (.500) with three triples in the ninth inning...batted .331 in 31 games in the leadoff spot but walked just three times...also hit third (19 games), fifth (twice), seventh (once) and eighth (once)...started 36 games in center field, 12 in right and one in left field...had five assists in 50 games overall in the outfield.

**MINORS:** Hit safely in each of his first five games (9-for-21, .429) but then went 4-for-18 (.222) over his next six contests through April 17...was batting .333 in 11 games overall when he was placed on the injured list April 18 with a strained right shoulder...was reinstated May 4 and went 2-for-17 (.118) over his first four games...then had a season-high 10-game hitting streak from May 12 to 21 (14-for-46, .304)...went 0-for-3 on May 29 against Corpus Christi, which lowered his season batting average to .256...then reached base safely in each of his final 24 games, batting .398 with a .417 on-base percentage...went 4-for-4 with a walk and a pair of doubles June 1 against Amarillo...it was the second four-hit game of his career...had a career-high two triples June 7 against Frisco...collected his second four-hit game of the season and the third of his career June 14 at Arkansas to start a season-ending 10-game hitting streak (19-for-44, .432)...that included six straight two-hit games from June 16 to 21 (12-for-25, .480...tripled in three straight games at Arkansas from June 14-16...played for the South in the Texas League All-Star Game and was named Most Valuable Player after going 3-for-5 with two runs and a triple in a start in center field...batted .406 with six triples in 22 games in June...was placed on the injured list a second time June 28 with a right shoulder subluxation...ended up having surgery on July 12 to repair the labrum in his right, non-throwing, shoulder...the surgery was performed by Dr. Douglas Freedberg in Arizona...was recalled by Oakland on Sept. 9 and added to the 60-day injured list to clear a 40-man spot for Jesús Luzardo.

## CAREER

**2018**—Began the year at Single-A Stockton where he hit .284 in 88 games...was promoted to Double-A Midland July 15 and batted .328 in 36 games with the RockHounds...combined for a .297 batting average, 26 doubles, 11 triples, three home runs, 64 RBI and 23 stolen bases in 124 games...tied for seventh in all of minor league baseball in triples...had career highs in games, at bats, runs (75), hits (132), doubles, triples, extra base hits (40), RBI, hit by pitches (5), walks (41) and stolen bases...ranked second in the A's farm system in triples, third in batting, fourth in runs, fifth in stolen bases, seventh in RBI, eighth in hits and ninth in extra base hits...hit .298 against right-handed pitching compared to .294 against left-handers...slugged all three of his home runs and had 37 of his 40 extra base hits against righties for a .453 slugging percentage (.333 vs. lefties)...batted .387 with runners in scoring position, including .418 with RISP and two outs...was 6-for-14 (.429) with 15 RBI with the bases loaded...hit .206 in April but then batted .297 or better in each of the remaining four months (.316 in May, .297 in June, .313 in July and .328 in August)...batted .320 with all three of his home runs at home with Stockton...hit .313 at night, .214 during the day...had a .500 batting average in the first inning...appeared in 61 games in center field, 43 in right field, 15 in left field and one at first base...committed four errors as an outfielder for a .986 fielding percentage...had 12 outfield assists, including 11 with Stockton, which tied for third in the California League...hit in every spot in the order except third and fourth but saw his most playing time with 46 games batting seventh and 31 hitting eighth...began the year at Single-A Stockton and hit .111 over his first 12 games...drove in a season-high four runs April 9 against Rancho Cucamonga...also had four RBI April 28 at Lake Elsinore and then drove in three runs the next day against the Storm...had a season-high in hits May 24 at Rancho Cucamonga when he went 4-for-5...had a season-best 11-game hitting streak from June 26 to July 6...went 17-for-42 (.405) with 13 runs scored and six multiple hit games during the streak...was tied for second in the CL in triples (7) at the time of his promotion to Midland on July 15 and ranked seventh in runs (51)...his .328 batting average with the RockHounds was second best in the Texas League from July 15 through the end of the season...also ranked first in triples (4), tied for fifth in steals (13) and seventh in on-base percentage (.378)...reached base safely in 20 consecutive games from July 20 to Aug. 11...had a .361 batting average and .425 on-base percentage during the streak...stole a season-high three bases Aug. 3 against San Antonio, his third multiple-steal game of the season...it gave him 11 steals over his first nine games with the RockHounds...was batting .330 at Midland when he was placed on the disabled list Aug. 23 with a lacerated finger on his right hand...was reinstated Aug. 30 and went 5-for-16 (.313) with five RBI over his final four games...played for Mesa in the Arizona Fall League following the season and hit .263 with 12 RBI and six stolen bases in 15 games...named to the East squad for the AFL Rising Stars Game...also played for Licey in the Dominican Winter League and went 11-for-25 (.440) with four walks (.500 on-base percentage) in 17 games.

**2017**—Played for the A's Single-A affiliates at Beloit and Stockton and combined to hit .262 with seven home runs and 38 RBI in 108 games...had career highs in home runs and strikeouts (86)...tied for third in the A's farm system in triples (7) and tied for fourth in stolen bases (16)...began the year at Beloit and was batting .277 with three home runs and 22 RBI in 73 games when he was promoted to Stockton July 11...hit .228 with four home runs and 16 RBI in 35 games with the Ports...batted .274 with six of his seven home runs against right-handed pitchers compared to .216 against left-handers...hit .326 in the ninth inning...appeared in 50 games in right field, 28 in center field and 26 in left field...had 10 assists in 103 games overall in the outfield...was batting .266 with two RBI in 19 games when he was placed on the disabled list April 26 with a left thumb contusion...was reinstated May 9 and went on to hit .333 in 19 games in May...had a season-high seven-game hitting streak from May 11 to 19 (12-for-30, .400)...had four straight multiple hit games from May 30 to June 2 (9-for-19, .474) to boost his average to a season-high .318...belted a pinch hit home run June 25 at Clinton...was transferred to Stockton July 11 and had four home runs and 10 RBI over his first 16 games with the Ports.

**2016**—Began the year in extended spring training and was assigned to Short Season Vermont June 17...batted .321 with two home runs and 18 RBI in 41 games with the Lake Monsters before he was transferred to Single-A Beloit Aug. 5...hit .286 in 19 games with the Snappers and combined for a .310 batting average, three home runs and 22 RBI in 60 games overall...had career highs in batting and on-base percentage (.361)...hit .317 against right-handed pitchers and .311

with runners in scoring position...batted .333 with a .380 on-base percentage in 45 games in the leadoff spot...hit .340 with a .398 on-base percentage when leading off an inning...appeared in 29 games in left field, 14 in center field and 10 in right field...had seven assists in 52 games overall in the outfield...also appeared in seven games as the designated hitter and was 2-for-4 (.500) as a pinch hitter...had a season-high 12-game hitting streak from June 18-30 (20-for-50, .400)... hit .377 with a home run and nine RBI in 13 games in June.

**2015**—Spent his first season in the United States with the A's affiliate in the Arizona Rookie League and hit .287 with 12 RBI in 37 games...hit .289 against right-handed pitchers, .280 against left-handers...batted .352 with runners on base and .350 with runners in scoring position and two outs...appeared in 19 games in left field, eight in right field, five at designated hitter, two in center field and one at first base...began the season with a 16-game reaching-base streak from June 22 to July 19...hit .352 with a .431 on-base percentage during the streak...went 2-for-2 with two walks and three runs scored in his first game on the 22nd against the Giants.

**2014**—Played in 16 games for the A's affiliate in the Dominican Summer League and hit .130 with three RBI...appeared in 11 games in left field and one in right field.

**2013**—Made his professional debut with the A's affiliate in the Dominican Summer League and batted .190 with four home runs and 20 RBI in 39 games...his 18 walks fueled a .302 on-base percentage...appeared exclusively in left field on defense (29 games).

## PERSONAL/MISCELLANEOUS

Luis Rafael Barrera (Herrera) was originally signed by A's scout Raymond Abreu.

### LIFETIME PLAYING RECORD

Year	Club	AVG.	G	AB	R	H	2B	3B	HR	RBI	SH	SF	HP	BB	SO	SB	CS	OBP	SLG	E
2013	DSL A's	.190	39	126	15	24	5	4	4	20	0	2	3	18	22	3	3	.302	.389	2
2014	DSL A's	.130	16	46	2	6	0	0	0	3	1	0	0	5	12	2	0	.216	.130	0
2015	AZL A's	.287	37	115	17	33	3	2	0	12	2	4	0	12	26	1	0	.344	.348	4
2016	Vermont	.321	41	159	26	51	10	0	2	18	0	2	0	16	29	5	2	.379	.421	1
	Beloit	.286	19	70	8	20	4	2	1	4	1	1	0	4	17	3	1	.320	.443	1
2017	Beloit	.277	73	278	41	77	13	7	3	22	1	3	3	16	61	13	7	.320	.406	2
	Stockton	.228	35	114	15	26	2	0	4	16	1	1	0	8	25	3	1	.276	.351	4
2018	Stockton	.284	88	313	51	89	18	7	3	46	1	2	3	32	63	10	4	.354	.415	3
	Midland	.328	36	131	24	43	8	4	0	18	1	1	2	9	18	13	3	.378	.450	1
2019	Midland	.321	54	224	35	72	9	11	4	24	2	1	1	12	48	9	7	.357	.513	2
<b>Minor League Totals</b>		<b>.280</b>	<b>438</b>	<b>1576</b>	<b>234</b>	<b>441</b>	<b>72</b>	<b>37</b>	<b>21</b>	<b>183</b>	<b>10</b>	<b>17</b>	<b>12</b>	<b>132</b>	<b>321</b>	<b>62</b>	<b>28</b>	<b>.337</b>	<b>.412</b>	<b>20</b>

### CAREER TRANSACTIONS

**2012** — Signed by the Oakland Athletics as a non-drafted free agent, July 3. **2019** — On the injured list, September 9 to October 30.

**INFIELDER****Height/Weight:** 5-10 / 208**Bats/Throws:** Right / Right**Birthdate:** February 27, 1996**Opening Day Age:** 24**Birthplace/Resides:** Caracas, Venezuela / Caracas, Venezuela**Major League Service:** 1 year, 31 days**Obtained:** Acquired from Toronto with Brett Lawrie, Kendall Graveman and Sean Nolin for Josh Donaldson, November 28, 2014**Contract Status:** First year of a one-year contract through 2020**CAREER HIGHLIGHTS**

Was one of four players acquired from Toronto in the Josh Donaldson trade following the 2014 season...made his Major League debut in 2017 and is a .189 hitter with nine home runs and 27 RBI in 80 games in three seasons with Oakland...is a .289 (710-for-2458) hitter with 86 home runs, 352 RBI and 112 stolen bases in 631 games in seven seasons in the minors...has appeared in 421 games at shortstop, 165 at second base, nine at third base, nine in center field and two in left field...played exclusively at shortstop over his first three seasons...was named the A's Top Prospect by *Baseball America* following the 2015 and 2016 seasons and the number two prospect following 2017...the magazine tabbed him a High Class-A All-Star following the 2015 season and named him Short-Season Player of the Year and the Top Prospect in the Northwest League following the 2014 season...was a Texas League Postseason All-Star in 2016.

**2019 HIGHLIGHTS**

Had three stints with the A's and batted .123 with two home runs and five RBI in 23 games...the batting average was the lowest of his three seasons as was his .138 on-base percentage, .263 slugging percentage and .401 OPS...struck out 23 times in 58 plate appearances and walked just once...now has 85 strikeouts in 201 career at bats...hit .148 (4-for-27) with both of his home runs and all five of his RBI against left-handed pitchers compared to .100 (3-for-30) against right-handers...had a .519 OPS against lefties, .296 against righties...batted .118 with runners in scoring position...was 0-for-34 with a walk with two strikes and is a .127 career hitter in that situation...started 13 games at second base and one at shortstop...committed four errors in 17 games overall at second (.935 fielding percentage) and one in five games at shortstop (.889)...also pinch ran four times...made nine starts batting ninth, four hitting eighth and one in the seven spot...was on the A's Opening Day roster and pinch ran in the second game on March 21 against Seattle in Tokyo...that was his only appearance before he was optioned to Triple-A Las Vegas March 28 prior to the resumption of the regular season...was recalled for his second stint on June 30 and started nine of the A's next 11 games at second base...went 5-for-33 (.152) with two home runs and four RBI over that span...then started just four of the A's next 15 games and was batting .106 in 16 games during his second stint when he was optioned back to Las Vegas Aug. 3...returned to Oakland Sept. 1 when rosters expanded and went 2-for-10 (.200) with a RBI in six games...singled in the ninth inning Sept. 10 at Houston to snap a career-high 0-for-19 streak dating back to July 16...was listed as the starting second baseman in the final game of the season on Sept. 29 at Seattle but was credited with a start at shortstop when he replaced Marcus Semien to begin the bottom of the first...was on the A's roster for the Wild Card game for the second consecutive season but did not play for the second straight year.

**LAS VEGAS:** Batted .295 with a career-high 19 home runs and a career-high 65 RBI in 98 games with Triple-A Las Vegas...also had career bests in runs (88), doubles (29), walks (42), extra base hits (53), OPS (.926) and slugging percentage (.552)...was 15-for-16 (93.8%) in stolen base attempts...ranked fourth in the A's farm system in slugging, fifth in OPS and runs, tied for fifth in doubles and home runs, seventh in batting, extra base hits and total bases (206), tied for eighth in RBI and 10th in on-base percentage (.374) and stolen bases...batted .330 (33-for-100) with nine home runs and a 1.073 OPS against left-handed pitchers compared to .282 (77-for-273) with 10 home runs and an .872 OPS against right-handers...had a .352 batting average and .439 on-base percentage when leading off an inning...hit .448 during the day, .267 at night...batted .364

with no outs...started 45 games at second base, 30 at shortstop, nine at third base, nine in center field and two in left field...committed six errors at short (.947 fielding percentage), four at second (.980), two at third (.290) and one in the outfield...also made three starts at designated hitter...hit in every spot in the order except first and ninth...saw his most action with 35 games in the eight spot and hit .342 in those games...with the A's opening in Japan, he was on the Opening Day roster for both Oakland and Las Vegas when the Pacific Coast League season began on April 4...hit .286 over his first six games but then went 5-for-45 (.111) over his next 13 contests from April 10 to 26...stole the 100th base of his minor league career April 14 against Fresno...was hit by a pitch three times April 21 at Fresno...struck out four times against El Paso on April 24 and 26...added a third four-strikeout game Aug. 4 against Oklahoma City...finished April with a .205 batting average in 22 games...then hit .273 in 27 games in May...singled and walked a season-high three times May 12 against Tacoma...it was the first three-walk game of his career...was 4-for-5 with a career-high tying four runs, three doubles, a triple and two RBI May 28 at Reno...went 14-for-21 (.667) with nine runs, three doubles, five home runs and 15 RBI over a five-game stretch from June 2 to 7...was 4-for-4 June 2 at Sacramento, 4-for-5 with a career-high six RBI June 4 against Round Rock and 5-for-5 with two home runs and four RBI on June 6 against the Express...the two-homer game was his lone multi-homer game of the season and the sixth of his career...stole a career-high tying two bases June 13 at Nashville...had a season-best 11-game hitting streak from June 15 to 27...went 20-for-54 (.370) with 12 runs, eight doubles, two triples, three home runs and 14 RBI during the streak...had an extra base hit in each of the first six games of that streak...had a grand slam and five RBI June 17 at Memphis...was named PCL Player of the Month for June after batting .387 with nine home runs and 32 RBI in 24 games...led the league in total bases (85), ranked second in hits (45), doubles (13) and RBI and third in slugging (.802)...was a perfect 6-for-6 in stolen bases and had a 1.204 OPS...was hitting .296 with 12 home runs and 48 RBI in 73 games overall when he was recalled by Oakland for his second stint on June 30...was tied for the PCL lead in runs scored (65) at the time of his promotion, tied for second in doubles (24), tied for fifth in extra base hits (41) and tied for seventh in triples (5)...was optioned back to Las Vegas Aug. 3 and batted .292 with seven home runs and 17 RBI over his final 25 games...had a nine-game hitting streak from Aug. 16 to 24 (16-for-35, .457) and scored at least one run in each of the final eight games of that streak (12 runs total)...returned to Oakland when rosters expanded on Sept. 1 and did not appear in the postseason for the Aviators.

## CAREER

**2018**—Had six stints with Oakland and batted .233 with five home runs and 16 RBI in 32 games...nine of his 17 hits (52.9%) were for extra bases (four doubles) and he slugged .493...averaged 4.56 at bats per RBI, which was fifth best in the American League among players with 50 or more plate appearances...walked just once and struck out 29 times, and his average of 29.0 strikeouts per walk was the highest in the AL using the 50 plate appearance minimum...batted .255 with three home runs against right-handed pitchers, .192 with two home runs against left-handers...hit .158 with the bases empty, .314 with four of his five home runs with runners on base...had three three-run homers...four of his five home runs came with two strikes...hit .278 with four of his five home runs in 14 road games, .189 in 18 games at home...batted .308 during the day...went 1-for-21 (.048) in 16 games at night...had a .295 average over innings 1-6, a .138 average from the seventh inning on...made 16 starts at second base and one at shortstop...committed two errors in 26 games overall at second base (.973 fielding percentage) and none in two games at shortstop...went 0-for-6 with four strikeouts as a pinch hitter...made 12 of his 18 starts batting ninth in the order...was recalled for the first time April 7 when Chad Pinder went on the disabled list...appeared in just one game with the A's on April 11 at Los Angeles (NL) and did not have an at bat when he was optioned back to Nashville April 16 when Pinder came off the DL...went 0-for-6 in four games during his second stint from May 23 to 31...saw his most extensive action during his third stint from June 16 to July 2 when he hit .239 with three home runs and 10 RBI in 13 games, including 12 starts (11 at second base, one at shortstop)...hit his first home run of the season and had three RBI June 20 at San Diego...then had two home runs and six RBI in his next game, the first game of a doubleheader at Chicago (AL) on June 22...at the age of 22 years, 115 days, he became the youngest Athletic with six or more RBI in a game since at least 1908...the previous youngest was Jimmie Foxx on May 22, 1930 (22 years, 212 days)...became the fifth-youngest player in Oakland history with a two-homer game and the youngest since Ben Grieve on June 16, 1998 (22 years, 43 days)...the home runs and RBI were career highs...his fourth stint lasted two

games from July 14 to 23 and he went 1-for-4...returned July 29 and went 3-for-5 with a homer and three RBI in three games before he was optioned back to Nashville Aug. 7...had a career-high three hits Aug. 1 vs. Toronto...was brought up for the sixth time when rosters expanded on Sept. 1 and went 2-for-12 (.167) with a home run and three RBI in nine games, including one start at second base...was on the A's roster for the Wild Card game but did not play...hit 18 home runs with Triple-A Nashville, which ranked third in the A's farm system despite playing just 77 games in the minors...batted a career-low .259 with 46 RBI...added 39 walks for a .357 on-base percentage...slugged .514, which was third best in the A's farm system...struck out 106 times, an average of 3.14 plate appearances per strikeout...hit .280 with 15 of his 18 home runs, 41 of his 46 RBI and 35 of his 39 walks against right-handed pitchers compared to .188 against left-handers...had a .946 OPS against righties, .606 against lefties...batted .235 with nine home runs and 25 RBI in 47 games before the All-Star Break, .295 with nine home runs and 21 RBI in 30 games after the break...hit .328 with five doubles and seven home runs when leading off an inning (.766 slugging percentage)...had a .200 batting average with runners in scoring position...13 of his 18 home runs were solo shots...appeared in 60 games at second base and 11 at shortstop...committed five errors as a second baseman (.981 fielding percentage) and two as a shortstop (.959 fielding percentage)...also went 6-for-22 (.273) in five games at designated hitter...hit in every spot in the order from second through sixth, including 28 games batting third and 27 in the five spot...began the season at Nashville and went 2-for-4 with a home run and three RBI in the opener on April 5 at New Orleans before he was recalled by Oakland April 7...went 19-for-55 (.345) over a 14-game stretch from April 22 to May 6 to boost his average to .304...capped that stretch with his only two-homer game with the Sounds on May 6 against Memphis...also drove in a Triple-A-best five runs in the game...went back to Oakland May 23 and returned to Nashville June 3, going 4-for-5 that day at Round Rock...hit .220 with four home runs and nine RBI in 12 games in July when he bounced between Oakland and Triple-A...joined Nashville for the final time Aug. 7 and hit .325 with seven home runs and 16 RBI in 22 games in August...had a season-best six-game hitting streak from Aug. 13 to 19 (9-for-22, .409)...played for Aragua in the Venezuelan Winter League following the season and hit .352 with seven home runs and 38 RBI in 55 games...ranked second in the league in batting, third in RBI and slugging (.528) and fourth in on-base percentage (.417) and runs (37).

**2017**—Batted .197 with a double, two triples, two home runs and six RBI in 25 games over two stints with Oakland in his Major League debut...also hit .290 with 15 home runs and 54 RBI in 111 games with Triple-A Nashville...struck out 33 times in 76 plate appearances with the A's and his average of 2.30 plate appearances per strikeout was fourth lowest in Oakland history among players with 75 or more plate appearances...fanned 141 times with the Sounds for a total of 174 strikeouts in 586 plate appearances (3.37 plate appearances per strikeout)...with the A's, he hit .245 against right-handed pitchers, .091 against left-handers...had all five of his extra base hits against righties for a .469 slugging percentage...batted .235 during the day, .100 at night...started nine games at shortstop and seven at second base...committed three errors as a shortstop (.942 fielding percentage) and one as a second baseman (.971)...was recalled from Nashville June 24 and made his ML debut that day at Chicago (AL)...went 2-for-5 in a start at second base...at the age of 21 years, 117 days, he became the youngest non-pitcher to make his debut for the A's since Eric Chavez debuted on Sept. 8, 1998 at 20 years, 275 days...struck out in his first at bat but then hit a two-run home run off James Shields in the third inning for his first ML hit...became the fifth player in Oakland history to homer in his ML debut (Tom Wilson, 2001; Scott Brosius, 1991; Terry Steinbach, 1986; Joe Keough, 1968)...is the youngest Athletic to homer since Jose Canseco on Sept. 28, 1985 (21 years, 88 days)...had two more hits the next day against the White Sox to become the first Athletic to start his career with back-to-back multiple hit games since Ramon Hernandez had three straight from June 29-July 1, 1999...stole his first base July 2 against Atlanta...had his first career walk-off hit July 4 against Chicago (AL), a home run off Tommy Kahnle...is the youngest Athletic with a walk-off home since Jimmie Foxx did it at age 20 on May 14, 1928 against Cleveland (source: Elias Sports Bureau)...was batting .190 with two home runs and four RBI in 11 games when he was optioned to Nashville July 8...returned to Oakland when rosters expanded Sept. 1 and hit .207 with two RBI in 14 games during his second stint...made six starts (four at second base, two at shortstop)...was named the A's number two prospect by *Baseball America* following the season...had minor league career highs in strikeouts (141) and matched his best in hits (136) and triples (7)...the strikeouts tied for fifth most in the Pacific Coast League...

tied for third in the A's farm system in triples, tied for fifth in hits, ranked sixth in batting (.290) and slugging (.456), tied for sixth in total bases (214), tied for seventh in stolen bases (15) and tied for ninth in home runs (15)...hit .297 with 14 of his 15 home runs against right-handed pitching, .259 against left-handers...slugged 12 of his 15 home runs on the road...batted .332 in 51 games in the leadoff spot, .311 with runners in scoring position, .309 when leading off an inning and .301 at night...appeared in 83 games at shortstop and 25 games at second base...led PCL shortstops with 18 errors (.950 fielding percentage)...also made three errors as a second baseman (.969)...was a perfect 4-for-4 April 20 at Oklahoma City, his first of three four-hit games (Aug. 17 at Memphis and Aug. 25 vs. Round Rock)...batted .333 with 15 RBI in 22 games in April...then hit safely in his first 11 games in May for his longest hitting streak of the season (15-for-47, .319)...drove in a season-high five runs May 18 at Fresno...had a ninth inning grand slam and drove in four runs in a 5-2 win at Iowa June 1...was batting .281 with eight home runs and 32 RBI in 68 games when he was promoted to Oakland for the first time June 24...returned to Nashville July 9 and hit .304 with seven home runs and 22 RBI over his final 43 games...had six straight multiple hit games from July 29 to Aug. 5 (14-for-26, .538)...stole eight bases in 25 games in August and hit .349 with 17 RBI.

**2016**—Was named to the Texas League Midseason and Postseason All-Star teams after batting .281 with 10 home runs and 50 RBI in 119 games with Double-A Midland...ranked third in the TL in stolen bases (30), tied for fourth in hits (130), tied for fifth in runs (63), ranked sixth in batting and 10th in on-base percentage (.340)...also went 6-for-17 (.353) with a home run and three RBI in four games with Triple-A Nashville and combined to hit .284 with 11 home runs and 53 RBI in 123 games overall...was named the A's Top Prospect by *Baseball America* following the season...had career highs in hits (136), stolen bases (30), games and at bats (479)...led the A's farm system in steals, ranked fifth in batting, sixth in hits, eighth in total bases (202) and tied for 10th in runs (65), slugging (.422) and on-base percentage (.342)...hit 10 of his 11 home runs against right-handers...hit .337 during the second half of the TL season...hit .389 in the ninth inning...committed 19 errors...15 of those came as a shortstop at Midland, which were the most among TL shortstops...appeared in 85 games overall at shortstop (.953 fielding percentage) and also made four errors in 33 games at second base (.972)...hit .303 with a .357 on-base percentage in 54 games batting leadoff...hit .345 over a 52-game stretch that began on June 14...started at second base for the Southern Division All-Stars in the TL All-Star Game on June 28 at Springfield and went 1-for-2 with a double and a stolen base...was named TL Player of the Week Aug. 1 after going 10-for-20 (.500) with five runs, three doubles, a triple, two home runs and five RBI in five games...finished July with a .423 batting average in 19 games...was transferred to Nashville Aug. 31 and went 6-for-17 (.353) in four regular season games...then hit .421 (8-for-19) with six runs scored, three doubles, two triples, a home run, four RBI and three walks in five postseason games for the Sounds, all at shortstop...played for Mesa in the Arizona Fall League following the season and hit .261 with six doubles and eight RBI in 21 games...ranked third in the AFL in at bats (88)...had a 4-for-4 performance Oct. 18 against Scottsdale...started at shortstop for the East in the AFL Fall-Stars Game on Nov. 5 and went 0-for-2.

**2015**—Batted .302 with 13 home runs and 47 RBI in 90 games with Single-A Stockton and was named a High Class-A All-Star by *Baseball America*...added 22 doubles and three triples for a .500 slugging percentage...missed a month and a half of the season with a strained right wrist...ranked second in the A's farm system in slugging, fourth in batting and tied for eighth in home runs...hit .352 with a 1.009 OPS against left-handed pitching...batted .367 with seven home runs, 17 RBI and a 1.025 OPS in 26 games in the second half...hit .326 with 10 of his 13 home runs at home...batted .447 during the day...appeared exclusively at shortstop on defense and committed 34 errors in 86 games for a .911 fielding percentage...led California League shortstops in errors...batted .326 with 10 doubles, three home runs and 16 RBI in 27 games in May...had two home runs and five RBI May 18 against Modesto...had his first four-hit game of the season June 14 at Rancho Cucamonga to begin a season-ending 33-game stretch in which he hit .393 with eight home runs and 20 RBI...connected for his second two-homer game of the season July 19 against Bakersfield...hit .375 with six home runs and 14 RBI in 19 games in July before going on the disabled list July 21 with a strained right wrist...was reinstated Sept. 5 and went 4-for-9 over his final two games to finish the year with a .302 batting average...hit .375 (3-for-8) with a double and a RBI in three postseason contests for the Ports...was rated as the top prospect in the A's



system and the number two prospect in the California League by *Baseball America* following the season...played for Zulia in the Venezuelan Winter League and batted .183 with two home runs and 14 RBI in 35 games.

**2014**—Joined Vancouver of the Short-Season Single-A Northwest League when the season opened in June...was named the Top Prospect in the Northwest League and the Short-Season Player of the Year by *Baseball America* after batting a career-high .311 with six home runs and 61 RBI in 73 games...also had bests in hit by pitches (10) and on-base percentage (.384)...led the league in hits (90), runs (65), RBI and total bases (139), tied for the lead in doubles (23) and games and ranked third in stolen bases (29) and extra base hits (33)...was named to the Northwest League Midseason All-Star Team...his 65 runs scored led all Short-Season players and his 90 hits and 23 doubles tied for the most...hit .380 with runners in scoring position...had a .447 batting average and a .490 on-base percentage when leading off an inning...appeared exclusively at shortstop on defense and led NL shortstops in games (68), total chances (298) and putouts (91) while tying for the lead in double plays (38)...went 4-for-4 on Opening Day, June 13 at Salem-Keizer, his first of four four-hit games...hit .333 in 17 games in June...had 30 RBI in 30 games in July...stole 15 bases in 26 games in August...went 5-for-18 (.278) with a RBI in four postseason games for the Canadians...was rated as the Blue Jays fifth-best prospect by *Baseball America* following the season.

**2013**—Combined for a .276 batting average with four home runs and 26 RBI in 59 games with Gulf Coast League Blue Jays and Rookie Bluefield in his professional debut...had a career-high seven triples...won the R. Howard Webster Award for the GCL Blue Jays...the award is given annually to the Most Valuable Player at each of the Jays farm teams...led the GCL in extra base hits (26) and slugging percentage (.529) and tied for second in doubles (16) and triples (6)...appeared exclusively at shortstop on defense where he committed 28 errors in 57 games in June...had .888 fielding percentage...went 2-for-5 with a double and two RBI in his debut June 22 against the Phillies...had his first career two-homer game Aug. 10 against the Phillies...hit .625 (5-for-8) with three RBI in two postseason games for Bluefield...was rated as the Blue Jays fifth-best prospect by *Baseball America* following the season.

## PERSONAL/MISCELLANEOUS

Franklin Jose Barreto (Rojas) was originally signed by Blue Jays scouts Ismael Cruz, Luis Marquez and Rafael Moncada.

### LIFETIME PLAYING RECORD

Year	Club	AVG.	G	AB	R	H	2B	3B	HR	RBI	SH	SF	HP	BB	SO	SB	CS	OBP	SLG	E
2013	GCL Blue Jays	.299	44	174	30	52	16	6	4	19	1	0	6	13	42	10	4	.368	.529	19
	Bluefield	.204	15	54	4	11	5	1	0	7	0	0	2	2	14	0	2	.259	.333	9
2014	Vancouver	.311	73	289	65	90	23	4	6	61	0	3	10	26	64	29	5	.384	.481	26
2015	Stockton	.302	90	338	50	102	22	3	13	47	1	6	4	15	67	8	3	.333	.500	34
2016	Midland	.281	119	462	63	130	25	3	10	50	1	2	6	36	90	30	15	.340	.413	19
	Nashville	.353	4	17	2	6	0	1	1	3	0	0	1	0	4	0	2	.389	.647	0
2017	Nashville	.290	111	469	63	136	19	7	15	54	3	2	9	27	141	15	8	.339	.456	21
	OAKLAND	.197	25	71	10	14	1	2	2	6	0	0	0	5	33	2	0	.250	.352	4
2018	Nashville	.259	77	282	54	73	16	1	18	46	0	5	7	39	106	5	2	.357	.514	7
	OAKLAND	.233	32	73	10	17	4	0	5	16	0	0	1	1	29	0	0	.253	.493	2
2019	OAKLAND	.123	23	57	6	7	2	0	2	5	0	0	0	1	23	1	0	.138	.263	5
	Las Vegas	.295	98	373	88	110	29	5	19	65	1	2	6	42	113	15	1	.374	.552	13
<b>Major League Totals</b>		<b>.189</b>	<b>80</b>	<b>201</b>	<b>26</b>	<b>38</b>	<b>7</b>	<b>2</b>	<b>9</b>	<b>27</b>	<b>0</b>	<b>0</b>	<b>1</b>	<b>7</b>	<b>85</b>	<b>3</b>	<b>0</b>	<b>.220</b>	<b>.378</b>	<b>11</b>
<b>Minor League Totals</b>		<b>.289</b>	<b>631</b>	<b>2458</b>	<b>419</b>	<b>710</b>	<b>155</b>	<b>31</b>	<b>86</b>	<b>352</b>	<b>7</b>	<b>20</b>	<b>51</b>	<b>200</b>	<b>641</b>	<b>112</b>	<b>42</b>	<b>.352</b>	<b>.482</b>	<b>148</b>

### CAREER TRANSACTIONS

**2012** — Signed by the Toronto Blue Jays as a non-drafted free agent, July 2. **2014** — Traded to the Oakland Athletics with pitchers Kendall Graveman and Sean Nolin and infielder Brett Lawrie for infielder Josh Donaldson, November 28.

## WILD CARD RECORD

Year	Club/Opp.	AVG.	G	AB	R	H	2B	3B	HR	RBI	SH	SF	HP	BB	SO	SB	CS	OBP	SLG	E	
2018	OAK vs. NYY																				
2019	OAK vs. TB																				

## BARRETO'S CAREER BESTS

**Hits:** 3, August 1, 2018 vs. Toronto  
**Home Runs:** 2, June 22, 2018 at Chicago (AL)-G#1  
**Runs Batted In:** 6, June 22, 2018 at Chicago (AL)-G#1  
**Stolen Bases:** 1 (three times), last: July 7, 2019 at Seattle  
**Hitting Streak:** 3 (three times), last: July 13-16, 2019  
**Hitless Streak (At Bats):** 19, July 16-September 10, 2019  
**Game Ending RBI:** 1, July 4, 2017 vs. Chicago-AL (home run)  
**Grand Slams:** None  
**Pinch-Hit Home Runs:** None  
**Inside-The-Park Home Runs:** None  
**Lead Off Home Runs:** None

**RIGHT-HANDED PITCHER****Height/Weight:** 6-5 / 217**Bats/Throws:** Right / Right**Birthdate:** February 22, 1989**Opening Day Age:** 31**Birthplace/Resides:** Toledo, Ohio / Washington, North Carolina**Major League Service:** 3 years, 130 days**Obtained:** Acquired from the Chicago White Sox with Josh Phegley, Rangel Ravelo and Marcus Semien for Jeff Samardzija and Michael Ynoa, December 9, 2014**Contract Status:** First year of a one-year contract through 2020**CAREER HIGHLIGHTS**

Went 10-5 with a 3.81 ERA in 28 games, 25 starts, in 2019 after going 4-14 with a 3.86 ERA in 40 games, 30 starts, over the first four seasons of his career...was originally drafted by Chicago (AL) in 2011 and made his Major League debut with the White Sox in 2014...was traded to Oakland Dec. 9, 2014 in a six-player deal and has pitched four seasons with the A's (2015-16, 18-19)...did not pitch in the majors in 2017 following May 6, 2016 "Tommy John" surgery...is 12-8 with a 3.62 ERA (77 er in 191.2 ip) and is averaging 8.55 strikeouts per nine innings (182 so in 191.2 ip) in 39 games (32 starts) since the surgery...was 2-11 with a 4.13 ERA and 6.77 strikeouts per nine innings in 29 games (23 starts) before the surgery...has a 33-25 record, five saves and a 3.50 ERA (206 er in 530.1 ip) in 154 games, 80 starts, in eight seasons in the minors...pitched for Glendale in the Arizona Fall League following the 2013 and 2014 seasons.

**2019 HIGHLIGHTS**

Saw the most extensive action of his five-year career, going 10-5 with a 3.81 ERA and .229 opponents batting average in 28 games, including 25 starts...had career highs in every category except losses as he was 4-14 in 40 games over his first four years...had career lows in opponents on-base percentage (.303) and fewest walks per nine innings (2.94)...led the A's with 141 strikeouts, which were the most by an Oakland pitcher since Sonny Gray had 169 in 2015...tied an Oakland record and tied for third in the American League with 13 hit batters...shares the record with Barry Zito, who did it three times (2001, 2005 and 2006)...began his season with 25 starts and concluded the year with three relief appearances...was 10-5 with a 3.95 ERA in his starting assignments, with his last coming on Sept. 13...did not allow a run in 5.0 innings in relief...is 14-19 with a 3.95 ERA in 55 career starts, 0-0 with a 2.60 ERA in 13 relief appearances...went 2-1 with a 1.93 ERA and .179 opponents average over his first five starts through May 16 and 3-3 with a 6.00 ERA and .249 opponents average over his next nine starts leading into the All-Star Break...then went 5-1 with a 3.26 ERA in 14 games after the break...his post-break ERA was seventh lowest in the AL among pitchers with 60 or more innings...went 6-2 with a 3.01 ERA in 13 games at home compared to 4-3 with a 4.54 ERA in 15 games on the road...surrendered five home runs in 68.2 innings at home, 16 in 75.1 innings on the road...is now 7-9 with a 2.86 ERA in 29 career games in the Coliseum, 7-10 with a 4.64 ERA in 39 games in all other ballparks...has yielded just 11 home runs in 151.0 career innings in Oakland (0.66 per nine innings)...was 7-2 with a 2.97 ERA in 14 games during the day, 3-3 with a 4.82 ERA in 14 games at night...tied for third in the AL in day wins...entered the season with a 0-8 record during the day...was 5-1 with a 2.65 ERA in 10 starts following an A's loss...his opponents batting average broke down to .209 (58-for-278) against left-handed hitters compared to .251 (67-for-267) against right-handers...the mark against lefties was sixth lowest in the AL among pitchers with 140 or more innings...surrendered 14 of his 21 home runs and issued 29 of his 47 walks to lefties for a .701 OPS...had a .695 OPS against righties...yielded a .221 average with runners in scoring position...had a .206 opponents batting average the first time through the lineup, .266 the second time and .211 after that...surrendered 12 of his 21 home runs the second time through the lineup...retired all three of his first batters faced in relief and they are 1-for-10 (.100) with two walks and a hit by pitch in his career...had a run support average of 6.69, which was ninth highest in the AL among pitchers with 140 or more innings...received two runs of support or fewer in 13 of his 25 starts and went 2-5 in those games...was 8-0 in 12 starts with support of three runs or more...entered the season with a 2.67 RSA in his career as a starter...has received two runs of support or fewer in 37 of his 55 career starts and is 4-19

in those games...is 10-0 in 18 career starts with run support of three runs or more...had a 2.88 ERA in the first inning, 4.01 from the second inning on...did not commit an error in 19 chances and turned three double plays, which tied for third among AL pitchers...went 5-0 with a 2.23 ERA in seven starts against AL Central teams...opponents were successful in 10-of-12 (83.3%) stolen base attempts off him...the A's were 15-10 (.600) in his starting assignments.

**OAKLAND:** Made the trip to Japan but was one of three inactive players for the two-game series against the Mariners...was placed on the 10-day injured list March 27 retroactive to March 25 with a right lower leg contusion...made one rehab start with Single-A Stockton on April 4 and two with Triple-A Las Vegas on April 9 and 14...was 0-0 with a 3.27 ERA in three starts overall when he was reinstated from the IL and optioned to Las Vegas April 16...was recalled by Oakland the next day when Marco Estrada went on the injured list and spent the rest of the season with the A's...made his first start April 22 against Texas and tossed 5.0 scoreless innings for the win...left his third start on May 4 at Pittsburgh after five innings with a 4-3 lead but Wendelken allowed three runs in the seventh inning for the blown save and loss...it was the first of two times he left with a lead only to have the bullpen blow the save (July 30 vs. Milwaukee)...took the loss on May 9 against Cincinnati to snap the first winning streak of his career, a three-game streak dating back to 2018...went 3-0 with a 2.42 ERA and .194 opponents batting average during the streak, which spanned 11 games (seven starts) dating back to June 27, 2018...the loss was his first since June 22, 2018 at Chicago (AL)...tossed a career-high tying 8.0 innings, did not allow a run, walked two and yielded four hits in a 17-3 win at Detroit on May 16...also struck out seven, giving him 38 strikeouts in 32.2 innings over his first five starts (10.47 per nine innings)...walked a career-high six batters in 3.2 innings in a no decision at Cleveland May 21...is the first Major League pitcher since at least 1908 with a pitching line of 3.2 innings, three hits, three runs, three earned runs, six walks and six strikeouts...that began a seven-start stretch through June 25 where he went 2-2 with a 5.66 ERA and 22 walks in 35.0 innings (5.66 walks per nine innings)...lost consecutive decisions for the only time in 2019 on June 8 at Texas and June 14 against Seattle...did not allow a run in three of his first six starts following the All-Star Break and was 3-1 with a 2.00 ERA over that span...allowed a season-high eight hits but just two runs in a no decision in a 6-5 A's loss at Chicago (NL) on Aug. 5...picked up his eighth win of the season on Aug. 11 at Chicago (AL) and went 3-0 with a 3.86 ERA over his final nine appearances...the winning streak matches his career high...walked just eight (1.93 per nine innings) while striking out 40 (9.64 per nine innings) in 37.1 innings during the streak...tossed a career-high 116 pitches and yielded a season-high tying eight hits in an 8-4 win over Houston on Aug. 17...struck out a career-high 11 and did not walk a batter in 6.0 innings in a 10-2 win over Detroit on Sept. 7...it was the 13th time in Oakland history a pitcher struck out 11 or more without walking a batter, the first time since Dan Straily on April 5, 2013 (11 vs. Houston)...is the seventh pitcher in Oakland history to fan 11 or more in six innings or fewer (last: Trevor Cahill on May 5, 2018 vs. Baltimore)...yielded a career-high tying seven runs in 3.0 innings Sept. 13 at Texas but had a no decision in the A's 14-9 win...then pitched in relief in each of his final three appearances beginning Sept. 20 and did not allow a run (5.0 ip, 1 h, 2 bb, 9 so)...was on the A's roster for the AL Wild Card game but did not pitch.

## CAREER

**2018**—Had seven stints with Oakland in his return to the majors following “Tommy John” surgery in 2016...went 2-3 with a 3.02 ERA and .221 opponents batting average in 11 games, including seven starts...the ERA and opponents batting average were career lows as was his .315 slugging percentage and .624 OPS...his opponents batting average included a mark of .218 against left-handed hitters compared to .223 against right-handers...surrendered three of his four home runs to righties...yielded a .195 batting average to batters leading off an inning but walked eight for a .340 on-base percentage...three of the four home runs he allowed were solo shots...opponents hit .205 with runners in scoring position...had a .189 opponents average with two outs and .137 with two strikes...the opponents four and five hitters were a combined 3-for-38 (.079)...was 2-3 with a 3.19 ERA and .236 opponents batting average in his seven starts, 0-0 with a 2.45 ERA and .162 opponents average in four relief appearances...did not allow a run in the first inning (7.0 ip) and had a 1.73 ERA over innings 1-3...logged a 4.57 ERA and surrendered all four of his home runs from the fourth inning on...received two runs of support or fewer in five of his seven starts and his RSA as a starter was 3.19...was recalled for the first time April 20 but did not pitch before he was optioned back to Nashville April 26...also did not appear in a game during his second stint,

which lasted one day on May 26...was recalled for a third time June 9 and started that day at Kansas City...allowed a run on three hits and a walk in a season-high 7.0 innings but was the losing pitcher in the A's 1-0 loss...it was his first Major League appearance since April 28, 2016 at Detroit as he had UCL reconstruction surgery on May 6, 2016...was optioned back to Nashville the next day...made two starts during his fourth stint June 14-22 and took the loss in each outing to extend his losing streak to a career-high nine games...that tied for the third-longest losing streak in Oakland history and was the longest since Bob Welch also lost nine straight from Sept. 5, 1993-May 11, 1994...compiled a 5.56 ERA and .290 opponents batting average during the streak, which spanned 13 starts dating from Aug. 21, 2015 to June 22, 2018...stint number five began June 27 and he combined with Petit and Trivino on a three-hit shutout in the A's 3-0 win at Detroit that day...it was his first Major League victory since Aug. 4, 2015 against Baltimore...tossed six innings and allowed two of the hits but walked five...went 2-0 with a 2.59 ERA and .212 opponents batting average over his final eight games, including four starts...the winning streak was the first of his career...was 2-0 with a 2.87 ERA during his fifth stint before he was optioned to Nashville July 12...returned Aug. 26, allowing one run on four hits in 4.2 innings in a no decision at Minnesota that day, and was optioned back to Nashville the next day...was called back for his seventh and final stint Sept. 7 and pitched exclusively in relief following his return, all in games started by an opener...tossed three innings in three of the four games and had a 2.45 ERA and .162 opponents batting average in the four games...went 5-5 with a 4.30 ERA in 18 games, including 14 starts, with Triple-A Nashville...was 2-3 with a 6.10 ERA and .314 opponents batting average over his first 10 games (seven starts) through June 2...then went 3-2 with a 2.70 ERA and .230 opponents batting average over his final eight games (seven starts) following his July 12 option from Oakland...surrendered six home runs in 81.2 innings, an average of 0.66 per nine innings...struck out 83, an average of 9.15 per nine innings, and walked 25 for a strikeout-to-walk ratio of 3.32...allowed a .271 opponents batting average, including .215 against left-handed hitters compared to .313 against right-handers...had a .573 OPS against lefties, .817 against righties...was 3-1 with a 2.18 ERA in 10 games at home, 2-4 with a 6.94 ERA in eight games on the road...surrendered five of his six home runs on the road...went 1-1 with a 1.59 ERA in four relief appearances, 4-4 with a 5.01 ERA in 14 starts...tossed at least four innings in all four of his relief appearances but tossed four innings or fewer in six of his 14 starts...allowed one run or fewer in eight of his 18 appearances...began the season in the bullpen and was 1-0 with a 0.69 ERA in three appearances when he was recalled by Oakland April 20...tossed at least 4.0 innings in each appearance and did not allow a run over his first 9.0 innings...was optioned back to Nashville April 26 and picked up his first win as a starter May 22 against Colorado Springs when he allowed just one run in 5.0 innings...struck out a season-high eight in a no decision May 28 against Oklahoma City...took the loss in his first start following his July 12 option from Oakland but then went 3-0 with a 3.00 ERA over his next four starts from July 24 to Aug. 10...tossed a season-high 8.0 innings and allowed just one run on three hits in a 3-1 win over Sacramento Aug. 4...allowed one run in three consecutive starts from Aug. 4-15 (3 er in 19.1 ip, 1.40 ERA)...pitched in relief of Daniel Mengden on Aug. 21 at Round Rock and allowed two runs in 4.0 innings for the loss...logged one scoreless inning in his final start Aug. 31 against Memphis and finished August 2-1 with a 1.85 ERA and .218 opponents average in five games, four starts.

**2017**—Began the season on Oakland's disabled list as he continued his recovery from May 6, 2016 UCL reconstruction surgery and spent the entire season in the minors...went 0-1 with a 2.77 ERA in seven games, all starts, with Single-A Stockton and 4-2 with a 6.21 ERA in 17 games, two starts, with Triple-A Nashville...combined for a 5-3 record and a 5.33 ERA in 24 games, nine starts, overall...allowed a .260 opponents batting average, including .243 against right-handed hitters compared to .282 against left-handers...surrendered three home runs in 50.2 innings, an average of 0.53 per nine innings...yielded a .341 average with runners in scoring position, but that dropped to .167 with RISP and two outs...opponents hit .174 with a .269 on-base percentage when leading off an inning...was 1-2 with a 4.37 ERA in his nine starting assignments, 3-1 with a 6.11 ERA in 15 relief appearances...tossed at least two innings in 10 of his 15 relief outings...allowed 2-of-9 (22.2%) inherited runners to score...began his rehab assignment with Stockton April 29 and did not allow a run in two starts with the Ports (7.0 ip) before he was moved up to Nashville May 8...struck out a season-high six in 4.0 innings of relief the next day against El Paso...then tossed a season-high 5.0 shutout innings for the win in a start at Fresno May 15...was 1-1 with a 4.79 ERA in five games when his rehab assignment was halted May 24...resumed pitching June

28 back at Stockton and had four scoreless outings (4.2 ip) before allowing four runs on six hits in 1.1 innings in a loss to Inland Empire July 12...was moved up to Nashville July 16 and pitched in relief...made three more rehab appearances before he was reinstated from the DL and optioned to Nashville July 25...spent the remainder of the season pitching in relief, posting a 5.12 ERA in 11 appearances following his option...did not allow a run in five of his last seven outings (1.93 ERA).

**2016**—Was on the A's Opening Day roster and went 0-2 with a 6.11 ERA in five starts before going on the disabled list April 29 with an elbow injury...had UCL reconstruction surgery on May 6 and missed the remainder of the season...surrendered five home runs in 28.0 innings after yielding five home runs in 86.0 innings in 2015...allowed a .294 opponents batting average, which included .210 against left-handed hitters compared to .386 against right-handers...had a .661 OPS against lefties, 1.067 against righties...received two runs of support or fewer in each of his five starts and averaged 2.89 runs of support per game...tossed 7.0 innings in back-to-back starts April 10 at Seattle and April 17 against Kansas City...allowed one unearned run against the Mariners and two runs against the Royals but had a no decision in each contest, both A's wins...allowed a career-high seven runs on a career-high 10 hits in just 3.2 innings in his final start April 28 at Detroit...was placed on the disabled list April 29 and had surgery on his elbow May 6 at Beacon Orthopedics in Cincinnati...the surgery was performed by Dr. Timothy Kremchek and involved an ulnar collateral ligament reconstruction with an ipsilateral palmaris longus graft.

**2015**—Split his first season in the A's organization between Oakland and Triple-A Nashville...went 1-8 despite a 3.56 ERA and .244 opponents batting average in 18 games, including 13 starts, over four stints with the A's...his .111 winning percentage was the lowest in the majors among pitchers with at least 10 games started and tied for fourth lowest in Oakland history...the last Major League pitcher with at least 10 starts, an ERA under 3.75 and a winning percentage of .111 or less was Zane Smith, for the Braves and Expos in 1989...no American League pitcher has done it since 1968 when Rickey Clark (California) and Fred Talbot (New York) both did it...received one run of support or fewer in nine of his 13 starts and his season run support average as a starter was 2.15...surrendered just five home runs in 86.0 innings for an average of 0.52 home runs per nine innings...that ranked third best in the AL among pitchers with at least 81.0 innings...had a .244 opponents batting average, including .217 against lefties...walked 21 batters in 75.1 innings as a starter (2.51 per nine innings), nine in 10.2 innings in relief (7.59)...had a 7.62 ERA and .379 opponents batting average in the first inning compared to a 2.84 ERA and .214 opponents average from the second inning on...appeared in eight games, including three starts, over his first three stints (April 23-May 9, June 30-July 5 and July 11)...returned for good July 25 and went 1-6 with a 3.86 ERA over his final 10 starts...tossed at least five innings and allowed three runs or fewer while going 0-4 over a five start stretch from June 30 to July 30 to become the sixth pitcher in Oakland history to toss at least five innings and allow three runs or fewer in five consecutive games without recording a win (last: Vin Mazzaro, Aug. 3-26, 2010)...combined with Fernando Rodriguez and Fernando Abad on a seven-hit shutout in the A's 5-0 win over Baltimore Aug. 4 in Oakland for his first win as an Athletic...it was part of a career-high 18.0-inning scoreless streak...struck out a career-high 10 batters in 6.2 innings Aug. 9 against Houston...tossed a career-high 8.0 innings Aug. 15 at Baltimore...did not pitch from Aug. 27 to Sept. 23 due to a strained right shoulder...then started three of the A's final 10 games and went 0-2 with a 7.82 ERA...went 2-7 with a 3.65 ERA and .230 opponents batting average in 13 games, including 10 starts, in his Triple-A debut with Nashville...allowed just one home run in 69.0 innings and that came to the third batter he faced in his first start...was 1-1 with a 3.38 ERA in three games before his April 23 promotion to Oakland...went 1-5 with a 3.83 ERA in nine games following his May 11 option...struck out a season-high 11 batters in 6.0 innings June 3 against Salt Lake...tossed a six-inning complete game June 8 at New Orleans.

**2014**—Made his Major League debut with the Chicago White Sox, going 1-1 with a 3.94 ERA in six games, five starts...did not allow a home run in 29.2 innings...was selected from Double-A Birmingham Aug. 30 and made his debut with a start that day in the second game of a double-header against Detroit...was the losing pitcher in the White Sox 8-4 loss (6.1 ip, 7 h, 5 r, 5 er, 4 bb, 4 so)...faced Kyle Ryan, who also made his debut, marking the second game in White Sox history to feature two starting pitchers making their ML debut (also Sept. 21, 1963 at Detroit; Fritz Ackley vs. Denny McClain)...was optioned to Triple-A Charlotte following the game but returned to

Chicago Sept. 2...was credited with his first win Sept. 22 at Detroit when he combined with Jake Petricka on a 2-0 six-hit shutout...tossed 7.2 innings and allowed six of the hits...began the season on the disabled list at Double-A Birmingham with a broken right finger and missed the first three and one-half months of the season...had a three-game rehab assignment with the White Sox affiliate in the Arizona Rookie League and was reinstated from the DL and sent to Birmingham July 26...combined for a 3-1 record and a 2.08 ERA in nine games, eight starts, with the two clubs...struck out 49 in 43.1 innings, an average of 10.18 per nine innings...surrendered just two home runs...allowed a .217 opponents batting average, including .163 against right-handed hitters and .191 with runners in scoring position...was named Southern League Pitcher of the Week for the week of Aug. 4-10 after picking up his first win with 6.0 shutout innings Aug. 9 against Huntsville...struck out a season-high 11 and allowed just three hits...pitched for Glendale in the Arizona Fall League following the season and was named to the AFL Top Prospects Team after going 1-1 with a 0.69 ERA in six relief appearances...struck out 22 and walked just three in 13.0 innings while holding the opposition to a .184 batting average.

**2013**—Combined to go 11-4 with a 3.08 ERA and 138 strikeouts over 26 starts between Single-A Winston-Salem and Double-A Birmingham...ranked among White Sox organizational leaders in strikeouts (1st), ERA (4th) and wins (t-5th)...had a 2.10 ERA in April and 1.76 in August...limited righties to a .197 average...was promoted to Birmingham July 16...helped guide the Barons to the Southern League Championship...went 2-0 with a 0.71 ERA over two starts in the SL playoffs...appeared in 10 games with the Glendale Desert Dogs of the Arizona Fall League, going 1-0 with a 0.90 ERA and nine strikeouts in 10.0 innings.

**2012**—Spent the season with Single-A Winston-Salem...led the Dash in appearances (38)...went 1-2 with a 2.98 ERA and four saves in 28 relief appearances, compared to 4-2 with a 4.25 ERA over 10 starts...held right-handers to a .200 average...posted a 1.75 ERA over his first 17 games of the season...struck out a season-high eight batters Aug. 22 at Lynchburg.

**2011**—Went a combined 3-1 with a 1.82 ERA and 41 strikeouts in 23 games with Advanced Rookie Bristol, Single-A Kannapolis and Winston-Salem...began the season with Bristol, was promoted to Winston-Salem July 8 and then sent to Kannapolis July 13.

## PERSONAL/MISCELLANEOUS

Christopher M. Bassitt was originally signed by White Sox scout Phil Gulley...attended the University of Akron and earned All-Mid American Conference honors in 2011...graduated from Genoa Area (Ohio) High School in 2007, where he earned all-league honors in baseball and basketball...helped lead the baseball team to consecutive league titles during his junior and senior seasons.

## LIFETIME PITCHING RECORD

Year	Club	W	L	ERA	G	GS	CG	SHO	SV	IP	H	R	ER	HR	HB	BB	IBB	SO	WP	BK
2011	Bristol	0	0	1.08	6	0	0	0	0	8.1	9	1	1	0	0	2	0	11	0	0
	Winston-Salem	0	0	5.40	1	0	0	0	0	1.2	2	1	1	0	1	0	0	1	0	0
	Kannapolis	3	1	1.82	16	0	0	0	1	24.2	18	6	5	1	2	6	0	29	4	0
2012	Winston-Salem	5	4	3.66	38	10	0	0	4	91.0	74	45	37	6	4	54	1	75	3	0
2013	Winston-Salem	7	2	3.46	18	18	0	0	0	101.1	90	50	39	9	5	42	0	101	7	0
	Birmingham	4	2	2.27	8	8	0	0	0	47.2	35	16	12	2	4	17	0	37	1	0
2014	AZL White Sox	0	0	4.15	3	2	0	0	0	8.2	9	4	4	0	1	3	0	13	1	0
	Birmingham	3	1	1.56	6	6	0	0	0	34.2	26	10	6	2	2	14	0	36	0	0
	CHICAGO (AL)	1	1	3.94	6	5	0	0	0	29.2	34	13	13	0	3	13	1	21	0	0
2015	Nashville	2	7	3.65	13	10	1	0	0	69.0	59	30	28	1	3	19	0	70	3	1
	OAKLAND	1	8	3.56	18	13	0	0	0	86.0	78	36	34	5	9	30	0	64	5	0
2016	OAKLAND	0	2	6.11	5	5	0	0	0	28.0	35	20	19	5	0	14	0	23	2	0
2017	Stockton	0	1	2.77	7	7	0	0	0	13.0	9	4	4	0	0	4	0	14	0	0
	Nashville	4	2	6.21	17	2	0	0	0	37.2	41	26	26	3	4	16	0	31	0	0
2018	Nashville	5	5	4.30	18	14	0	0	0	81.2	86	42	39	6	8	25	0	83	3	0
	OAKLAND	2	3	3.02	11	7	0	0	0	47.2	40	21	16	4	4	19	0	41	2	0
2019	Stockton	0	0	0.00	1	1	0	0	0	3.0	0	0	0	0	0	0	0	7	0	0
	Las Vegas	0	0	4.50	2	2	0	0	0	8.0	8	4	4	2	1	2	0	9	1	0
	OAKLAND	10	5	3.81	28	25	0	0	0	144.0	125	66	61	21	13	47	0	141	3	0
Major League Totals		14	19	3.84	68	55	0	0	0	335.1	312	156	143	35	29	123	1	290	12	0

## CAREER TRANSACTIONS

**2011** — Selected by the Chicago White Sox organization in the 16th round of the First-Year Player Draft. **2014** — Traded to the Oakland Athletics with catcher Josh Phegley and infielders Rangel Ravelo and Marcus Semien for pitchers Jeff Samardzija and Michael Ynoa, December 9. **2016** — On the disabled list, April 29 to October 6. **2017** — On the disabled list, March 30 to July 24; included rehabilitation assignments to Stockton, April 29 to May 7 and June 28 to July 15, and Nashville, May 8 to 23 and July 16 to 24. **2019** — On the injured list, March 25 to April 15; included rehabilitation assignments to Stockton, April 4 to 8, and Las Vegas, April 9 to 15.

## WILD CARD RECORD

Year	Club/Opp.	W	L	ERA	G	GS	CG	SHO	SV	IP	H	R	ER	HR	HB	BB	IBB	SO	WP	BK	
2019	OAK vs. TB																				(On roster — did not pitch)

## BASSITT'S CAREER BESTS

**Low Hit Complete Game:** None

**Innings Pitched:** 8.0 (twice), last: May 16, 2019 at Detroit. As reliever: 4.1, April 25, 2015 vs. Houston

**Strikeouts:** 11, September 7, 2019 vs. Detroit. As reliever: 5 (twice), last: September 22, 2019 vs. Texas

**Pitches:** 116, August 17, 2019 vs. Houston

**Longest Winning Streak:** 3 (twice), last: August 11, 2019 to present

**Longest Losing Streak:** 9, August 21, 2015 to June 22, 2018

**Longest Scoreless Streak:** 18.0, July 30 to August 9, 2015



**RIGHT-HANDED PITCHER****Height/Weight:** 6-1 / 196**Bats/Throws:** Right / Right**Birthdate:** December 4, 1993**Opening Day Age:** 26**Birthplace/Resides:** Antioch, California / Scottsdale, Arizona**Major League Service:** 1 year, 124 days**Obtained:** Acquired from the Seattle Mariners for Danny Valencia, November 12, 2016**Contract Status:** First year of a one-year contract through 2020**CAREER HIGHLIGHTS**

Made his Major League debut with Oakland in 2017 and is 5-6 with a 5.18 ERA in 20 games, including 17 starts over three seasons with the A's...missed the final 36 games of 2017 and all but a month of 2018 due to two stints on the DL...was originally selected by the Cubs as a supplemental pick following the first round of the 2012 draft but was traded twice in 2016...was sent to the Mariners prior to the trading deadline in the Mike Montgomery deal and was traded to the A's following the season for Danny Valencia...is 45-26 with a 3.47 ERA (244 er in 632.1 ip) in 130 games (122 starts) in eight seasons in the minors...was named to Midseason All-Star teams in the Pacific Coast League in 2017 and 2019, the Southern League in 2016 and the Midwest League in 2014.

**2019 HIGHLIGHTS**

Was 0-2 with a 10.64 ERA in four games, including one start, over three stints with Oakland...allowed 19 hits in 11.0 innings for a .380 opponents batting average...yielded a .333 (8-for-24) batting average and .907 OPS against right-handed hitters compared to .423 (11-for-26) with a 1.256 OPS against left-handers...had a .476 opponents average with the bases empty, .310 with runners on...allowed his only inherited runner to score and first batters faced were 2-for-3 (.667)...opponents were 5-for-5 in stolen base attempts with him on the mound after going 4-for-9 (44.4%) over his first two seasons...did not commit an error in five chances and has not made an error in 20 games and 14 chances in his career...was recalled for the first time June 8 as the 26th man for the doubleheader at Texas and started the day game...allowed five runs on five hits and three walks in 3.0 innings and took the loss in a 10-5 decision...returned to Las Vegas following the game...did not pitch during his second stint with Oakland on July 5...recalled for a third time when rosters expanded on Sept. 1 and had a loss and a 9.00 ERA in three September relief appearances...they were the first relief appearances of his career after 17 starts...allowed at least one run in all four of his outings...including Sept. 9 at Houston when he yielded six runs on eight hits in five innings of relief in the A's 15-0 loss.

**LAS VEGAS:** Went 11-3 with a 4.34 ERA in 24 games, including 22 starts, with Las Vegas and was named Most Valuable Pitcher on the Aviators...led the Pacific Coast League in winning percentage (.786), tied for second in wins, ranked fourth in ERA, seventh in opponents batting average (.265) and eighth in innings pitched (132.2)...was named to the PCL Midseason All-Star Team...led the A's farm system in wins and winning percentage, ranked sixth in innings pitched, seventh in ERA and opponents batting average and tied for eighth in games started...had minor league career highs in wins, runs (70), earned runs (64) and home runs (18)...his opponents batting average broke down to .265 (59-for-223) with a .759 OPS against left-handed hitters compared to .266 (74-for-278) with a .747 OPS against right-handers...his career splits are .256 against lefties, .255 against righties...opponents hit .292 with runners in scoring position but they were 0-for-7 with the bases loaded...yielded a .313 average to batters leading off an inning...was 7-2 with a 5.04 ERA in 16 games before the All-Star Break...then went 4-1 with a 3.06 ERA in eight games after the break...was 5-0 with a 2.31 ERA and .206 opponents batting average in six starts following an Aviators loss...struck out a career-high tying eight batters and logged a season-high 98 pitches in 5.0 innings in his first start on April 6, a 12-5 win at El Paso...then tossed a season-high 7.0 innings April 11 against Las Vegas, his first of six outings of exactly seven innings...was 2-0 with a 3.38 ERA over his first three starts but then yielded eight runs on eight hits in a season-low

2.0 innings in a 15-7 loss to El Paso on April 24...followed that up by tossing 6.0 scoreless innings on April 29 for the win at Round Rock (3 h, 0 bb, 4 so)...that began a season-high five-game winning streak that ran through June 25...compiled a 4.94 ERA and .260 opponents batting average during the streak, which spanned 10 starts...issued a season-high four walks May 10 against Salt Lake...matched his career-high with eight strikeouts June 2 at Sacramento...was 6-1 with a 4.55 ERA in 11 starts when he was recalled by Oakland June 8 as the 26th man for a doubleheader that day at Texas...was returned to Las Vegas following the game and went 5-2 with a 4.18 ERA over his final 13 games...allowed a career-high 10 runs on a career-high tying 11 hits in 4.1 innings against Sacramento on June 20 but had a no decision in an 11-10 Aviators win...was 2-0 despite a 7.18 ERA and .318 opponents batting average in five starts in June...then went 1-2 with a 2.42 ERA in four games in July, which was his lowest single-month ERA in 2019...made his first relief appearance of the season July 6 at Albuquerque after Parker Dunshee lasted just one inning...took the loss that day to begin his only losing streak of the season...went 0-2 with a 3.32 ERA over a three-game stretch from July 6 to 21...had scoreless outings on July 16 at Tacoma (7.0 ip), July 28 at El Paso (7.0 ip) and Aug. 9 at Iowa (7.0 ip)...went 4-0 with a 2.83 ERA over his final six games beginning July 28...walked just four batters in 35.0 innings (1.03 per nine innings)...yielding just one run in 4.1 innings in his second relief appearance Aug. 15 against Albuquerque...allowed six runs on 10 hits in 4.2 innings in his final start on Aug. 26 at Albuquerque but had a no decision in an 8-7 loss...was 3-0 with a 3.54 ERA in five games in August...did not pitch during the postseason as he was recalled by Oakland when rosters expanded on Sept. 1.

## CAREER

**2018**—Was limited to just six starts with Oakland due to two stints on the disabled list...began the season on the DL with a strained right forearm, went 2-3 with a 7.16 ERA in six starts from June 7 to July 6 and then missed the remainder of the season with right elbow lateral epicondylitis...walked six batters in 27.2 innings, an average of 1.95 per nine innings...allowed a .303 opponents batting average, including .283 against right-handed hitters compared to .317 against left-handers...issued just one walk to a batter leading off an inning but allowed a .300 batting average in that situation...had a .327 opponents average the first time through the lineup, .222 the second time and .467 after that...yielded a .225 batting average and both of his home runs with the bases empty, .447 with runners on...had a .375 opponents average with runners in scoring position...was 2-1 with a 5.93 ERA in three starts at home, 0-2 with an 8.36 ERA in three starts on the road...began the season on the 10-day disabled list with a strained right forearm...was transferred to the 60-day DL April 5 and was sent to Single-A Stockton on a rehab assignment May 31...started that day against Modesto and had a no decision in the Ports 6-3 win (3.2 ip, 8 h, 3 r, 3 er, 1 bb, 1 so, 62 pitches)...was reinstated from the DL June 7 and allowed one run in 6.0 innings for the win that day against Kansas City...allowed a career-high eight runs in 1.1 innings in a 13-5 loss to Houston on June 13...tossed 6.1 shutout innings for the win on June 29 against Cleveland...struck out a career-high five batters against the Indians, ending a career-opening streak of 14 consecutive starts of four strikeouts or fewer and more than one inning pitched...that was the longest such streak by an A's pitcher in 86 years (21, Tony Freitas, May 31-Sept. 18, 1932)...allowed six runs on seven hits in 4.0 innings for the loss July 6 at Cleveland in his final appearance of the season...was placed on the DL July 8 retroactive to July 7.

**2017**—Made both his Triple-A and Major League debuts in 2017...spent the first three months of the season at Nashville where he went 5-6 with a 3.05 ERA in 15 games, including 14 starts...was promoted to Oakland July 1 and compiled a 3-1 record and a 3.22 ERA in 10 starts before a right hand contusion ended his season Aug. 23...struck out just 22 batters in 58.2 innings with the A's, an average of 3.38 per nine innings...that was the lowest mark in the majors among pitchers with 50 or more innings pitched...it was second lowest by an A's pitcher over the last 27 years (Saarloos, 2.99 in 2005)...went 1-1 with a 2.25 ERA and .212 opponents batting average over his first five starts through July 26...then went 2-0 despite a 4.39 ERA and .315 opponents average over his final five starts...allowed a .262 opponents batting average, including .225 against left-handed hitters compared to .294 against right-handers...yielded four of his five home runs to righties but issued 11 of his 16 walks to lefties...had a .585 OPS against lefties, .773 against righties...was 2-1 with a 1.47 ERA and .222 opponents batting average in five starts...logged a 1.50 ERA over the first three innings of a game, a 5.02 ERA from the fourth inning on...opponents hit .133 with runners in scoring position and two outs...had a .212 opponents average the first time through the

lineup, .294 after that...allowed one run or fewer in five of his 10 starts and four runs or more four times...ranked second in the Pacific Coast League in ERA (3.05) and fourth in opponents batting average (.231) when he was promoted to Oakland July 1...made his Major League debut that day against Atlanta and had a no decision in the A's 4-3 loss...allowed just one unearned run in 6.0 innings of work and retired 14 of the final 16 batters he faced...tossed a career-high 7.2 innings and allowed one run in the A's 7-4 victory at Seattle July 6 to earn his first ML win...walked one batter in each outing to become the first Athletics pitcher since at least 1913 to toss six or more innings, allow one run or fewer and walk one batter or fewer in each of his first two games...is the eighth Major Leaguer to do it...was charged with his first loss in a 7-5 decision at New York (NL) July 21...combined with Dull, Cassilla and Treinen on a six-hit shutout in the A's 5-0 win at Los Angeles (AL) Aug. 5...tossed 6.2 innings and yielded five of the hits...tossed 4.0 innings Aug. 16 against Kansas City to snap a career-opening streak of eight consecutive games of more than five innings pitched...that was the second-longest such streak in Oakland history to Willie Adams, who had a 10-game streak in 1996...tossed 4.0 scoreless innings in his final start Aug. 22 at Baltimore and left the game early with a right hand contusion...was placed on the 10-day disabled list Aug. 25 retroactive to Aug. 23 and missed the remainder of the season...was transferred to the 60-day DL Sept. 5...was named to the PCL Midseason All-Star team while pitching for Nashville...went 4-2 with a 1.84 ERA over his last eight starts after going 1-4 with a 4.54 ERA over his first seven games (six starts)...his opponents batting average included a .216 mark against right-handed hitters compared to .247 against left-handers...was 2-2 with a 2.08 ERA and .177 opponents average in six starts on the road...struck out a season-high eight batters in back-to-back starts on April 15 against Colorado Springs and April 21 at Oklahoma City...picked up his first win April 28 against New Orleans and went 1-2 despite a 1.64 ERA and .195 opponents batting average in four starts in April...put together consecutive wins for the only time on May 19 at Sacramento and May 24 against Omaha...tossed 6.0 scoreless innings against the River Cats (2 h, 2 bb, 4 so) and 7.0 scoreless innings against the Storm Chasers (5 h, 2 bb, 6 so) as part of a 14.0-inning scoreless streak from May 19 to 29...compiled a 2-1 record and a 1.75 ERA in five starts in June.

**2016**—Began the season at Double-A Tennessee in the Chicago Cubs organization and was 6-4 with a 3.17 ERA in 18 starts when he was traded to the Seattle Mariners organization July 20... was assigned to Double-A Jackson and went 3-1 with a 3.54 ERA in eight games (seven starts) with the Generals...combined for a 9-5 record and a 3.28 ERA in 26 games (25 starts) overall...surrendered just eight home runs in 143.0 innings, an average of 0.50 per nine innings...ranked fourth in the Southern League in fewest walks per nine innings (2.12), tied for fourth in games started, sixth in ERA and innings pitched and tied for eighth in wins...tied for the lead among SL pitchers with 40 total chances...was named to the SL Midseason All-Star Game after going 4-2 with a 2.53 ERA in 14 starts before the All-Star Break...opponents hit .217 with runners in scoring position...was 6-3 with a 2.16 ERA in 12 starts on the road...went 1-for-15 (.067) with two strikeouts as a hitter...allowed a run in his first inning of the season April 8 against Mobile...would not allow another earned run until the first inning on May 11 at Montgomery for a streak of 37.0 consecutive innings without an earned run...yielded five runs during the streak...had a 22.0-inning scoreless streak from April 8 to 23...was named SL Pitcher of the Week for the week of April 18-24 after going 2-0 in two starts (15.0 ip, 9 h, 2 r, 0 er, 3 bb, 4 so)...went 3-0 with a 0.29 ERA and .210 opponents batting average in five starts in the month of April...the ERA was second lowest in all of the minor leagues in the first month of the season...allowed just three runs (one earned) and did not allow a home run in 31.0 innings...yielded three unearned runs in 7.0 innings in his first start of May to lower his season ERA to 0.24...his ERA stood at 0.96 over his first nine starts through May 22...pitched for the North All-Stars in the Southern League All-Star Game on June 21 at Pearl, Miss. and retired the side in order in the third inning (2 so)...was traded to the Seattle Mariners with infielder Daniel Vogelbach for pitcher Mike Montgomery and minor league pitcher Jordan Pries, July 20...combined on a four-hit shutout in a 9-0 win at Birmingham Aug. 20...logged 7.0 innings and allowed just one hit...tossed a season-high 8.1 innings in his final start on Aug. 30 at Biloxi for the win...went 3-0 with a 3.74 ERA in six games in the month of August...then had a win and a 4.50 ERA (12.0 ip, 17 h, 6 r, 6 er, 2 bb, 6 so, 2 hr) in two postseason starts for Jackson...started and won Game 3 of the SL Championship Series to complete the Generals sweep of Mississippi for the SL Championship.

**2015**—Went 7-5 with a 3.11 ERA in 18 starts with Single-A Myrtle Beach in a season shortened by two stints on the disabled list...surrendered just three home runs in 89.2 innings, an average of 0.30 per nine innings...went 3-2 with a 1.31 ERA and .218 opponents average in eight starts after the All-Star Break...the Pelicans won all six of his starts in which he had a no decision and they were 13-5 (.722) in his starting assignments...allowed one run or fewer in 10 of his starts and walked one batter or fewer 12 times...had a 12-start, 66.1-inning homerless streak from April 25 to Aug. 15...went 2-0 with a 2.53 ERA over a four-start stretch from May 16 to June 5... was placed on the disabled list June 12 with a sprained right ankle...was reinstated from the DL July 13...went 2-2 but did not allow an earned run in four of his first six starts following his return (0.55 ERA)...allowed just one run in four starts in July and was 1-1 with a 0.45 ERA...tossed 2.0 scoreless innings Aug. 29 against Wilmington and went on the DL the next day with a strained right forearm...missed the remainder of the season.

**2014**—Spent the entire season at Single-A Kane County and went 9-4 with a 3.23 ERA in 24 starts...surrendered just six home runs in 117.0 innings, an average of 0.46 per nine innings... ranked second in the Cubs farm system and 10th in the Midwest League in ERA...also tied for 10th in the league in wins and was named to the MWL Midseason All-Star Team...the Cougars were 17-7 (.708) in his starting assignments...combined on a one-hit shutout in a 1-0, seven-inning win in the second game of a doubleheader at Bowling Green April 15...tossed six innings and allowed the only hit...that began a seven-start stretch from April 15 to May 22 during which he went 5-1 with a 1.56 ERA...compiled a 3-0 record and a 1.88 ERA in five starts in May...made one postseason start for Kane County and had a no decision (5.0 ip, 1 h, 7 so).

**2013**—Went 2-3 with a 3.33 ERA in 13 games, including 12 starts, with Boise of the Short-Season Single-A Northwest League...struck out 38 but walked 29 in 46.0 innings...yielded a .167 average to batters leading off an inning...was 1-1 with a 1.42 ERA in five games at home...was named NWL Pitcher of the Week the first week of the season (June 17-23)...had no decisions but did not allow an earned run in two starts (10.0 ip, 4 h, 1 r, 1 bb, 12 so)...did not allow an earned run in three starts in June (15.0 ip), but his only decision was a loss...struck out 20 batters and walked just two in the month...went 1-0 with a 0.75 ERA in two postseason starts...struck out 17 batters and walked just one in 12.0 innings.

**2012**—Made his professional debut with the Cubs affiliate in the Arizona Rookie League and was 2-0 with a 3.48 ERA in nine games, including six starts...allowed a .284 opponents batting average, including .214 against left-handed hitters...his debut came in a start on July 14 at the Padres (1.0 ip, 2 h, 1 r, 1 er)...his first win and strikeout came in his third appearance, which was in relief on July 24 against the Indians (2.0 ip, 1 h, 1 so)...made one postseason start and took the loss (3.0 ip, 4 h, 3 r, 3 er, 0 bb, 3 so) on Aug. 30 against the A's.

**PERSONAL/MISCELLANEOUS**

Paul Blackburn was originally signed by Cubs scout Scott Fairbanks...graduated from Heritage High School in Brentwood, Calif...went 8-3 with a 1.27 ERA as a senior and tossed his first career no-hitter against Deer Valley.

**LIFETIME PITCHING RECORD**

Year	Club	W	L	ERA	G	GS	CG	SHO	SV	IP	H	R	ER	HR	HB	BB	IBB	SO	WP	BK
2012	AZL Cubs	2	0	3.48	9	6	0	0	0	20.2	23	11	8	2	0	7	0	13	1	0
2013	Boise	2	3	3.33	13	12	0	0	0	46.0	41	26	17	3	1	29	0	38	3	0
2014	Kane County	9	4	3.23	24	24	0	0	0	117.0	108	48	42	6	7	31	0	75	6	0
2015	Myrtle Beach	7	5	3.11	18	18	0	0	0	89.2	89	36	31	3	6	22	0	63	6	0
2016	Tennessee	6	4	3.17	18	18	0	0	0	102.1	96	47	36	6	1	26	0	72	4	0
	Jackson	3	1	3.54	8	7	0	0	0	40.2	42	16	16	2	0	9	0	27	1	0
	Nashville	5	6	3.05	15	14	0	0	0	79.2	69	34	27	6	2	26	0	56	1	0
2017	OAKLAND	3	1	3.22	10	10	0	0	0	58.2	58	22	21	5	1	16	0	22	1	0
2018	Stockton	0	0	7.36	1	1	0	0	0	3.2	8	3	3	0	0	1	0	1	0	0
	OAKLAND	2	3	7.16	6	6	0	0	0	27.2	33	23	22	2	2	6	0	19	1	0
2019	Las Vegas	11	3	4.34	24	22	0	0	0	132.2	133	70	64	18	3	34	0	92	4	0
	OAKLAND	0	2	10.64	4	1	0	0	0	11.0	19	14	13	3	1	4	0	8	1	0
<b>Major League Totals</b>		<b>5</b>	<b>6</b>	<b>5.18</b>	<b>20</b>	<b>17</b>	<b>0</b>	<b>0</b>	<b>0</b>	<b>97.1</b>	<b>110</b>	<b>59</b>	<b>56</b>	<b>10</b>	<b>4</b>	<b>26</b>	<b>0</b>	<b>49</b>	<b>3</b>	<b>0</b>
<b>Minor League Totals</b>		<b>45</b>	<b>26</b>	<b>3.47</b>	<b>130</b>	<b>122</b>	<b>0</b>	<b>0</b>	<b>0</b>	<b>632.1</b>	<b>609</b>	<b>291</b>	<b>244</b>	<b>46</b>	<b>20</b>	<b>185</b>	<b>0</b>	<b>437</b>	<b>26</b>	<b>0</b>

## CAREER TRANSACTIONS

**2012** — Selected by the Chicago Cubs organization as a supplemental pick following the first 1st round of the First-Year Player Draft (56th selection overall). **2016** — Traded to the Seattle Mariners with infielder Daniel Vogelbach for pitcher Mike Montgomery and minor league pitcher Jordan Pries, July 20. Traded to the Oakland Athletics for infielder Danny Valencia, November 12. **2017** — On the disabled list, August 23 to November 5. **2018** — On the disabled list, March 26 to June 6; included rehabilitation assignment to Stockton, May 31 to June 6. On the disabled list, July 7 to October 28.

## BLACKBURN'S CAREER BESTS

**Low Hit Complete Game:** None

**Innings Pitched:** 7.2, July 6, 2017 at Seattle. As reliever: 5.0, September 9, 2019 at Houston

**Strikeouts:** 5, June 29, 2018 vs. Cleveland. As reliever: 3, September 14, 2019 at Texas

**Pitches:** 112, August 5, 2017 at Los Angeles (AL). As reliever: 76, September 9, 2019 at Houston

**Longest Winning Streak:** 3, July 31, 2017 to June 7, 2018

**Longest Losing Streak:** 3, July 6, 2018 to present

**Longest Scoreless Streak:** 8.0, July 1 to 6, 2017

**OUTFIELDER****Height/Weight:** 6-2 / 180**Bats/Throws:** Switch / Right**Birthdate:** January 15, 1994**Opening Day Age:** 26**Birthplace/Resides:** Atlanta, Georgia / Ormond Beach, Florida**Major League Service:** 18 days**Obtained:** Selected in the 4th round of the 2015 First-Year Player Draft**Contract Status:** First year of a one-year contract through 2020**CAREER HIGHLIGHTS**

Was selected by Oakland in the 4th round of the 2015 First-Year Player Draft and went 1-for-10 (.100) in five games with the A's in 2019 in his Major League debut...is a .249 (427-for-1714) hitter with 54 home runs and 252 RBI in 480 games in five seasons in the minors...has played exclusively in the outfield, including 348 games in center field, 74 in right field and 17 in left field...was named an A's Organization All-Star by milb.com in 2018...was a California League Midseason All-Star in 2017 and 2018 and a Midwest League Midseason All-Star in 2016...played for Mesa in the Arizona Fall League in 2018.

**2019 HIGHLIGHTS**

Made his Triple-A and Major League debut in 2019...went 1-for-10 (.100) with a double, walk and three strikeouts in five games over three stints with Oakland...appeared in three games (one start) in center field and one game (one start) in right field...was also 1-for-3 with a double as a pinch hitter...was recalled for the first time on May 3 and made his debut that night at Pittsburgh...pinch hit in the seventh inning and popped out to first in his first career at-bat...remained in the game in center field and finished the night 0-for-2 with a strikeout...collected his first hit the next day against the Pirates with a pinch-hit double off Keone Kela in the seventh inning...was 1-for-4 in three games when he was optioned back to Las Vegas May 7...returned on May 24, went 0-for-3 with a walk in his first start in right field on May 26 at Seattle, and was sent back to the Aviators June 1...was recalled a final time Sept. 26 and went 0-for-3 in a start in center field in the final game of the season at Seattle.

**LAS VEGAS:** Batted a career-high .269 with 11 home runs and 61 RBI in 89 games in his Triple-A debut with Las Vegas...also had a career-high .350 on-base percentage...was hitting .325 with six home runs and 27 RBI in 22 games at the time of his first promotion to Oakland on May 3...batted .249 with five home runs and 34 RBI in 67 games after that...had a .272 (58-for-213) batting average, 10 of his 11 home runs and 33 of his 37 walks against right-handed pitching compared to .261 (24-for-92) against left-handers...had an .874 OPS against righties, .650 against lefties...hit nine of his 11 home runs with runners on base...batted .323 with runners in scoring position...hit .313 with four home runs and 15 RBI in 15 day games, .261 with seven home runs and 46 RBI in 74 games at night...batted .318 before the All-Star Break, .160 after the break...had a .215 batting average when leading off an inning...started 38 games in right field, 36 in center field, seven in left field and three at designated hitter...committed three errors in 83 games overall in the outfield (.984 fielding percentage) and had four assists...hit in every spot in the order except fourth and saw his most action with 39 games batting seventh...had his first of three four-RBI games April 14 against Fresno (also April 21 at Fresno and June 20 vs. Sacramento)...had 16 RBI over a seven-game stretch from April 14 to 22...was a perfect 4-for-4 with a walk, two doubles and two RBI April 22 at Fresno, giving him a .362 batting average over his first 15 games...then went 5-for-22 (.227) over his next seven contests, but four of the five hits were home runs...homered in three straight games from April 26 to 28...capped the streak with the third two-homer game of his career on April 28 against El Paso...batted .333 with six home runs and 27 RBI in 21 games in the month of April...also had eight doubles and a triple (.692 slugging percentage), and walked nine times (.409 on-base percentage)...was recalled by Oakland the first time on May 3 but was sent back to Las Vegas May 7...went 0-for-5 with a career-high five strikeouts May 10 against Salt Lake...was hitting .282 in 12 games during his second stint with the Aviators when

the A's called again on May 24...was optioned back to Las Vegas June 1 and hit .242 with five home runs and 31 RBI over his final 55 games at Triple-A...had a season-best seven-game hitting streak from June 13 to 21...went 11-for-32 (.344) with 11 RBI during the streak...batted .329 with 17 RBI in 19 games in June...went 2-for-3 with two doubles in the first game after the All-Star Break on July 11, which put his season average at .322...then went 13-for-91 (.143) over his final 30 contests...was placed on the injured list the first time July 25 with a strained left wrist...was reinstated Aug. 2, went 4-for-14 (.286) with a home run and four RBI in five games, and returned to the IL Aug. 8 with a concussion...was reinstated Aug. 18 and went 3-for-46 (.065) with seven walks over his final 14 games...hit .130 in 17 games in August...then went 5-for-17 (.294) with four runs, two doubles, three home runs, six RBI and three walks in five postseason games for Las Vegas...played in his final game on Sept. 8 but was recalled by Oakland on Sept. 26 following an injury to Mark Canha.

## CAREER

**2018**—Began the season at Double-A Midland but also had a 46-game stay with Single-A Stockton from April 23 to June 16...combined with both clubs to hit .260 with 19 home runs and 69 RBI in 124 games...had career-highs in slugging (.474), games, at bats (454), hits (118), doubles (26), home runs, RBI, extra base hits (52) and walks (58) and matched his best in triples (7) and stolen bases (19)...ranked second in the A's farm system in home runs, third in extra base hits, fourth in walks, fifth in RBI, sixth in runs (69) and slugging, tied for sixth in triples and eighth in stolen bases...was named an A's Organization All-Star by milb.com...was also named to the California League Midseason All-Star Game for the second consecutive season but did not play as he was sent back to Midland before the game...batted .265 with 17 of his 19 home runs against right-handed pitching compared to .243 against left-handers...slugged .507 against righties, .364 against lefties...hit .226 with the bases empty, .299 with runners on...had a .313 batting average in the eighth inning or later...appeared in 95 games in center field, 19 in right field and four in left field...committed five errors in 115 games overall in the outfield for a .983 fielding percentage...had seven assists...also went 7-for-31 (.226) in eight games at designated hitter...hit in every spot in the batting order and saw his most action with 34 games batting third (all at Stockton)...started the year with Midland and was hitting .133 in 11 games when he was transferred to Stockton April 23...reached base safely in 25 consecutive games from May 4 to June 1, which tied for the fourth-longest reaching base streak in the California League...hit .287 with a .431 on-base percentage during the streak...stole a season-high two bases May 12 at Inland Empire...had a grand slam and a season-high four RBI May 25 at Lancaster...had his lone two-homer game of the season May 30 against Modesto...finished May with a .271 batting average but walked 18 times for a .402 on-base percentage...equaled his season-high with two steals on June 1 at Visalia...was hitting .266 with nine home runs, 32 RBI and a .382 on-base percentage in 46 games with Stockton when he was sent back to Midland June 17...batted .279 with 10 home runs and 35 RBI in 67 games during his second stint at Double-A and hit .256 with 10 home runs and 37 RBI in 78 games overall with the RockHounds...went 14-for-46 (.304) over his first 14 games through July 5...hit safely in a season-high nine consecutive games from July 29 to Aug. 8 (14-for-35, .400)...scored a run in each of the final eight games of that streak (10 runs total)...was named Texas League Batter of the Week for the week of July 30-Aug. 5 after going 11-for-29 (.379) with nine runs scored, two doubles, one triple, three home runs and 12 RBI in seven games...had his first three-hit game of the season Aug. 1 against Frisco...would have three more three-hit games in August...homed in three consecutive games from Aug. 3-5 and Aug. 24-26...hit .351 with eight home runs and 19 RBI in August, all of which were his best single-month marks of 2018...18 of his 33 hits in the month were for extra bases (nine doubles, one triple) and he slugged .723...walked seven times for a .402 on-base percentage...led the TL in batting, slugging, home runs and extra base hits (18) in August, tied for second in doubles, ranked third in RBI, fourth in hits (33) and fifth in on-base percentage...played for Mesa in the Arizona Fall League following the season and hit .247 with two home runs and 12 RBI in 19 games...walked 12 times for a .353 on-base percentage and stole seven bases...tied for the AFL lead in triples (4) and tied for third in extra base hits (10).

**2017**—Spent the entire season at Single-A Stockton and hit .243 with 15 home runs and 66 RBI in 114 games...had career highs in runs (76), triples (7) and strikeouts (134)...ranked seventh in the California League in walks (53), tied for seventh in triples and 10th in runs...was named to the

CL Midseason All-Star team...tied for third in the A's farm system in triples, ranked fifth in runs and extra base hits (46), sixth in walks, seventh in slugging (.435), tied for eighth in RBI and tied for ninth in home runs...hit all 15 of his home runs against right-handed pitchers...batted .305 when leading off an inning...was 6-for-15 (.400) with two home runs and 18 RBI with the bases loaded...appeared in 107 games in center field, three in left field and two in right field...committed five errors for a .981 fielding percentage...doubled in his only pinch hitting appearance...batted leadoff 60 times...was hitting .304 in nine games when he was placed on the disabled list April 15 with a strained left groin...was reinstated April 22...played for the North All-Stars in the Cal League All-Star Game on June 20 at Visalia...struck out as a pinch hitter in his only at bat and remained in the game in center field...connected for grand slams on June 30 vs. Visalia and July 10 at Lancaster...had a season-best nine-game hitting streak from Aug. 23 to Sept. 1...went 15-for-47 (.319) with 13 RBI during the streak...went 5-for-7 with a home run and six RBI in Stockton's 22-0 win over Visalia on Aug. 31...ranked third in the CL with 24 RBI in August...went 6-for-12 (.500) with four runs, two home runs, three RBI and a walk in three postseason games for the Ports.

**2016**—Hit .231 with five home runs and 37 RBI in his first full professional season at Single-A Beloit...was named to the Midwest League Midseason All-Star team but did not play due to an injury...tied for the league lead in sacrifice flies (11)...hit .254 against left-handed pitching, .225 against right-handers...appeared in 78 games in center field and one in left field...hit safely in a season-high seven consecutive games from April 13 to 19 (12-for-29, .414)...batted .304 in 19 games in April...was on the disabled list from June 3 to 22 with a strained left hamstring...hit two home runs in a 5-2 win at Kane County Aug. 27.

**2015**—Made his professional debut with Short-Season Vermont in the New York-Penn League and batted .238 with four home runs and 19 RBI in 52 games...hit .333 after the All-Star Break... appeared in 31 games in center field, 13 in right field and two in left field...made his professional debut June 21 against Lowell and went 1-for-4...hit his first home run the next day against Ab-erden.

## PERSONAL/MISCELLANEOUS

Skye Michael Bolt was originally signed by A's scout Neil Avent...graduated from Holy Innocents Episcopal School (GA) where he played baseball and quarterbacked the football team...played collegiately at North Carolina...earned consensus freshman All-America honors in 2013 and was third-team All-ACC in 2015.

## LIFETIME PLAYING RECORD

Year	Club	AVG.	G	AB	R	H	2B	3B	HR	RBI	SH	SF	HP	BB	SO	SB	CS	OBP	SLG	E
2015	Vermont	.238	52	181	26	43	10	2	4	19	0	1	0	24	44	2	1	.325	.381	8
2016	Beloit	.231	101	342	34	79	20	2	5	37	0	11	7	42	88	10	5	.318	.345	3
2017	Stockton	.243	114	432	76	105	24	7	15	66	4	4	3	53	134	9	8	.327	.435	5
2018	Midland	.256	78	285	41	73	18	3	10	37	1	0	2	27	75	10	1	.325	.446	5
	Stockton	.266	46	169	28	45	8	4	9	32	1	4	3	31	47	9	3	.382	.521	0
2019	Las Vegas	.269	89	305	57	82	19	3	11	61	1	2	2	37	94	7	5	.350	.459	3
	OAKLAND	.100	5	10	1	1	1	0	0	0	0	0	0	1	3	0	0	.182	.200	0
	Major League Totals	.100	5	10	1	1	1	0	0	0	0	0	0	1	3	0	0	.182	.200	0
	Minor League Totals	.249	480	1714	262	427	99	21	54	252	7	22	17	214	482	47	23	.335	.426	24

## CAREER TRANSACTIONS

**2012** — Selected by the Washington Nationals organization in the 26th round of the First-Year Player Draft; did not sign. **2015** — Selected by the Oakland Athletics organization in the 4th round of the First-Year Player Draft.



## BOLT'S CAREER BESTS

Hits: 1, May 4, 2019 at Pittsburgh

Home Runs: None

Runs Batted In: None

Stolen Bases: None

Hitting Streak: 1, May 4, 2019

Hitless Streak (At Bats): 7, May 5, 2019 to present


Game Ending RBI: None

Grand Slams: None

Pinch-Hit Home Runs: None

Inside-The-Park Home Runs: None

Lead Off Home Runs: None

**RIGHT-HANDED PITCHER****Height/Weight:** 6-0 / 200**Bats/Throws:** Right / Right**Birthdate:** September 19, 1990 **Opening Day Age:** 29**Birthplace/Resides:** Birmingham, Alabama / Chelsea, Alabama**Major League Service:** None**Obtained:** Signed as a non-drafted free agent, July 24, 2014**Contract Status:** First year of a one-year contract through 2020**NON-ROSTER INVITEE****CAREER HIGHLIGHTS**

Signed by the A's as a non-drafted free agent in 2014 and is 30-22 with 15 saves and a 3.51 ERA in 180 games, including 56 starts, in six professional seasons...began his career with 68 relief appearances and then made 55 starts over a 69-game span from June 17, 2016 through the 2018 season...made just one start among his 43 appearances in 2019.

**2019 HIGHLIGHTS**

Returned to the bullpen in 2019 after he was used exclusively as a starter in 2018...began the season at Double-A Midland and made two relief appearances before he was transferred to Triple-A Las Vegas April 12...spent the remainder of the season with the Aviators and was a combined 1-3 with two saves and a 2.96 ERA in a career-high tying 43 games, including one start...surrendered just four home runs in 76.0 innings, an average of 0.47 per nine innings...struck out 74 but walked 41 (4.86 per nine innings)...his ERA improved each month of the season as he had a 4.91 ERA in April, 3.15 in May, 3.00 in June, 2.77 ERA in July and 1.26 in August...posted a 3.73 ERA in 28 games before the All-Star Break, a 1.42 ERA in 15 appearances after the break...allowed a .243 opponents batting average, including .230 (26-for-113) against left-handed hitters compared to .251 (44-for-175) against right-handers...opponents hit .213 when leading off an inning but he issued 12 walks for a .342 on-base percentage...yielded a .230 average with runners in scoring position...all four of the home runs he surrendered came with runners on base...with Las Vegas, had a 3.86 ERA and three of his four home runs at home compared to a 2.34 ERA on the road...tossed at least one inning in 40 of his 41 outings, including two or more 25 times.

**MINORS:** Did not allow a run in two outings with Midland (4.0 ip), including April 9 at Amarillo when he struck out a season-high four batters...was promoted to Las Vegas April 12 and did not allow a run in his first two games with the Aviators (3.2 ip)...walked a career-high tying five batters in 1.2 scoreless and hitless innings at Sacramento on April 17 (also Aug. 16, 2017 at Memphis)...made his only start of the season April 22 at Fresno and allowed five run on four hits and two walks in 2.0 innings...ended up with a no decision in a 9-7 Aviators win...that began a 10-game stretch where he posted a 6.00 ERA and .302 opponents batting average...issued 17 walks in 14.2 innings in April...yielded a season-high seven hits in 2.1 innings May 6 against Fresno...tossed a season-high 3.2 innings in the second game of a doubleheader at Salt Lake May 19...had a 4.50 ERA over his first 21 games through June 13...then posted a 1.54 ERA over his final 22 contests beginning June 17...surrendered a season-high six runs in 1.0 inning June 29 against Reno but all six runs were unearned...picked up his first save of the season July 2 against Reno, despite allowing two runs in an inning of work...allowed two runs in 1.1 innings July 13 against Salt Lake for his second save...matched his season high with four strikeouts in 2.0 innings and tossed a season-high 57 pitches on Aug. 4 against Oklahoma City...finished the regular season with a 10.0-inning scoreless streak beginning Aug. 12...then tossed three scoreless outings for Las Vegas in the postseason (4.2 ip, 2 h, 2 bb, 7 so), picking up the win in Game 1 of the Pacific Coast League Semifinals.

**CAREER**

**2018**—Spent most of the season at Double-A Midland where he went 5-7 with a 3.03 ERA in 17 starts...also went 2-3 with a 4.12 ERA during an eight-start stint with Triple-A Nashville and

combined for a 7-10 record and a 3.31 ERA in 25 starts overall...it was the first season he was used exclusively as a starter...struck out 127 and walked just 29 for a strikeout-to-walk ratio of 4.38...averaged 1.75 walks per nine innings...the strikeouts, games started and losses were all career highs, as were his complete games (2), innings pitched (149.1), hits (142), home runs (13) and hit batters (13)...ranked fourth in the A's farm system in innings pitched, fifth in strikeouts and sixth in ERA...allowed a .250 opponents batting average, which broke down to .221 against right-handed hitters compared to .287 against left-handers...yielded a .256 average with runners in scoring position...was 4-8 with a 4.37 ERA over his first 15 starts through July 2...then went 3-2 with a 2.09 ERA over his final 10 starts...walked one batter or fewer in 16 of his 25 starts...tossed a career-high 8.0 scoreless innings and allowed just four hits and no walks in a 6-1 win at Frisco on May 7...it was his first of five outings of 8.0 innings...did not allow a run in his next start May 14 against Frisco (7.1 ip) and had a 19.1-inning scoreless streak from May 7-20...logged his first career complete game in the RockHounds 6-1 loss at Northwest Arkansas on May 26...allowed 12 hits, walked one and struck out seven...went 2-2 with a 2.97 ERA and .206 opponents batting average in five starts in May...was 3-5 with a 3.60 ERA in nine starts at Midland when he was moved up to Nashville May 30...went 2-3 with a 4.12 ERA in eight starts with the Sounds before returning to Double-A July 17...compiled a 2-2 record and a 2.45 ERA over his final eight starts...walked one batter or fewer in each of his final nine starts beginning July 16 (7 bb in 63.0 ip, 1.00 per nine innings)...tossed his second career complete game July 29 at Corpus Christi, also a loss (6 h, 4 r, 3 er, 1 bb, 9 so)...was named Texas League Pitcher of the Week for the week of Aug. 20-27 after striking out a career-high 10 batters in 8.0 scoreless innings at Corpus Christi Aug. 23...also fanned 10 in his next start Aug. 29 against San Antonio...was 1-0 with a 2.38 ERA in five starts in August.

**2017**—Pitched at Double-A Midland and Triple-A Nashville and combined for a 7-3 record and a 5.35 ERA in 28 games, including 20 starts...his ERA was a career high as were his 73 runs allowed and 45 walks...surrendered just eight home runs in 112.2 innings, an average of 0.64 per nine innings...tied for ninth in the A's farm system in wins...was 2-1 with a 6.30 ERA in 15 games, eight starts, in two stints with Midland and 5-2 with a 4.60 ERA in 13 games, 12 starts, with Nashville...allowed a .293 opponents batting average, including .284 against left-handed hitters compared to .299 against right-handers...yielded a .360 average with runners in scoring position...was 5-3 with a 5.98 ERA in his 20 starts, 2-0 with a 3.20 ERA in eight relief appearances...recorded six of his seven wins following a loss...tossed four innings or fewer in each of his first 17 appearances and 21 of 28 overall...began the year at Midland and was 2-1 with a 6.30 ERA in 15 games, including eight starts, when he was transferred to Nashville June 23...started and lost at Oklahoma City on June 24 (4.0 ip, 3 h, 3 r, 3 bb, 4 so) and was sent back to Midland June 27...did not appear in a game for the RockHounds before returning to Triple-A June 30...spent the balance of the season with the Sounds, going 5-1 with a 4.91 ERA in 12 games, 11 starts...went 1-0 with a 2.25 ERA over his first three starts before allowing a career-high 10 runs on a career-high 13 hits in a 2.2 innings in a 16-7 loss at Iowa July 18...won four consecutive starts from Aug. 10-27 and posted a 2.16 ERA and .188 opponents batting average over that span...did not allow a run in consecutive starts on Aug. 21 against Iowa (6.0 ip) and Aug. 27 against Round Rock (season-high tying 7.0 ip) as part of a 15.0-inning scoreless streak from Aug. 21-Sept. 1...struck out a season-high five batters in the start against Iowa, a mark he would match in each of his next two starts.

**2016**—Began the season at Single-A Stockton and was 1-1 with a save and a 12.60 ERA in five relief appearances when he was moved up to Double-A Midland April 27...went 8-3 with two saves and a 2.14 ERA in 29 games with the RockHounds, including the first 10 starts of his professional career...combined for a 9-4 record, three saves and a 2.70 ERA in 34 games, including 10 starts...the wins were a career high and the ERA was a career low...surrendered just four home runs in 98.1 innings (0.37 per nine innings)...tied for fifth in the A's farm system in wins and ranked seventh in ERA...tied for ninth in the Texas League in wins (8)...allowed a .229 opponents batting average, including .225 against right-handed hitters compared to .238 against left-handers...yielded a .190 average with runners in scoring position...was 3-2 with a 2.35 ERA in his 10 starts, 6-2 with a 3.04 ERA in 24 relief appearances...was 2-0 with a two saves and a 1.83 ERA in nine relief appearances in May...had a five-game winning streak from June 13 to Aug. 6...compiled a 1.43 ERA and .211 opponents batting average during the streak, which spanned 12 games, including six starts...made his first professional start June 17 in the second game of a double-

header against San Antonio and tossed 4.0 scoreless innings in a no decision (1 h, 2 bb, 1 so)... logged...went 2-0 with a 1.00 ERA in six games, including two starts, in July...made one postseason start for the RockHounds and had a no decision a 7-5 win over Corpus Christi in Game 3 of the TL Semifinals on Sept. 9 (3.2 ip, 8 h, 5 r, 5 er, 1 bb, 3 so).

**2015**—Spent the entire season at Single-A Stockton and went 6-2 with a career-high seven saves in a career-high 43 appearances...allowed a career-low .223 opponents batting average...struck out 54 and walked just 12 for a strikeout-to-walk ratio of 4.50...averaged 1.93 walks per nine innings...ranked eighth in the A's farm system in saves...his opponents batting average included a .211 mark against left-handed hitters compared to .230 against right-handers...yielded a .176 average with runners in scoring position...was credited with his first professional win May 10 at San Jose (2.0 ip, 2 so)...was on the disabled list from May 30 to June 6 with right biceps tendinitis...went 2-0 with a 1.54 ERA in 12 appearances in August...logged a 10.80 ERA in two postseason appearances (1.2 ip, 3 h, 2 r, 2 er, 1 so, 1 hr).

**2014**—Made his professional debut with the A's affiliate in the Arizona Rookie League and compiled a 0.90 ERA and .143 opponents batting average in seven relief appearances...saved three games and did not allow a home run in 10.0 innings...opponents were 0-for-11 with runners in scoring position...allowed a run in 2.0 innings in his debut July 28 at the Giants...did not allow a run over his final six appearances (8.0 ip).

### PERSONAL/MISCELLANEOUS

Benjamin Albert Bracewell...graduated from Briarwood Christian High School in Birmingham, Ala....played collegiately at Mississippi State University where he was 4-7 with a 2.51 ERA in 66 games, including 12 starts, in four seasons...was a five-time SEC Academic Honor Roll selection... went undrafted as a senior and began his professional career with the River City Rascals of the Frontier League...went 1-0 with a 7.56 ERA in four starts before signing with the A's.

#### LIFETIME PITCHING RECORD

Year	Club	W	L	ERA	G	GS	CG	SHO	SV	IP	H	R	ER	HR	HB	BB	IBB	SO	WP	BK
2014	AZL A's	0	0	0.90	7	0	0	0	3	10.0	5	1	1	0	1	3	0	9	1	0
2015	Stockton	6	2	2.89	43	0	0	0	7	56.0	45	19	18	5	2	12	0	54	3	0
2016	Stockton	1	1	12.60	5	0	0	0	1	5.0	6	8	7	0	1	3	0	5	0	0
	Midland	8	3	2.14	29	10	0	0	2	88.1	70	23	21	4	9	25	0	59	5	0
2017	Midland	2	1	6.30	15	8	0	0	0	50.0	61	35	35	5	3	22	0	29	2	0
	Nashville	5	2	4.60	13	12	0	0	0	62.2	69	38	32	3	2	23	0	44	2	0
2018	Midland	5	7	3.03	17	17	2	0	0	110.0	101	44	37	9	11	16	0	98	5	0
	Nashville	2	3	4.12	8	8	0	0	0	39.1	41	21	18	4	2	13	0	29	0	1
2019	Midland	0	0	0.00	2	0	0	0	0	4.0	1	0	0	0	1	3	0	4	0	0
	Las Vegas	1	3	3.13	41	1	0	0	2	72.0	69	40	25	4	4	38	1	70	3	0
<b>Minor League Totals</b>		<b>30</b>	<b>22</b>	<b>3.51</b>	<b>180</b>	<b>56</b>	<b>2</b>	<b>0</b>	<b>15</b>	<b>497.1</b>	<b>468</b>	<b>229</b>	<b>194</b>	<b>34</b>	<b>36</b>	<b>158</b>	<b>1</b>	<b>401</b>	<b>21</b>	<b>1</b>

#### CAREER TRANSACTIONS

**2014** — Signed by the Oakland Athletics as a non-drafted free agent, July 24.



**OUTFIELDER/FIRST BASEMAN**

**Height/Weight:** 6-1 / 223

**Bats/Throws:** Left / Left

**Birthdate:** July 13, 1992

**Opening Day Age:** 27

**Birthplace/Resides:** Klamath Falls, Oregon/ Medford, Oregon

**Major League Service:** 35 days

**Obtained:** Selected in the 19th round of the 2015 First-Year Player Draft

**Contract Status:** First year of a one-year contract through 2020

**CAREER HIGHLIGHTS**

Was selected by the A's in the 19th round of the 2015 First-Year Player draft and was hitting .274 (598-for-2183) with 92 home runs and 391 RBI in 573 games over five seasons in the minors before making his Major League debut late in 2019...batted .293 with no home runs in 26 games with Oakland after ranking second in all of minor league baseball with 37 home runs with Triple-A Las Vegas...led the Texas League and tied for ninth in the minors with 39 doubles in 2018...was named to the California League Midseason All-Star team in 2017 and the New York-Penn League Midseason All-Star team in 2015.

**2019 HIGHLIGHTS**

Made his Triple-A and Major League debut in 2019... was batting .297 with 37 home runs and 104 RBI in 112 games with Las Vegas when he was selected by Oakland Aug. 26...went on to hit .293 with no home runs and 13 RBI in 26 games with the A's...batted .417 with nine RBI and a 1.073 OPS over his first 10 games, .179 with four RBI and a .580 OPS over his final 16 contests...made 16 of his 17 starts in games in which the opponent started a right-handed pitcher...hit .311 (19-for-61) with all 10 of his extra base hits, all seven of his walks and 12 of his 13 RBI against righties, .214 (3-for-14) against left-handers... had a .900 OPS against righties, .429 against lefties...batted .300 with runners in scoring position, including .455 with RISP and two outs...hit .400 when leading off an inning...started 16 games in left field and one at first base...did not commit an error in 23 games overall in the outfield or four at first base...had two assists as an outfielder... was 1-for-6 (.167) with a double, RBI and four strikeouts in six pinch hitting appearances...made nine starts hitting fifth, seven batting sixth and one hitting eighth...made his Major League debut with a start in left field on Aug. 26 at Kansas City and went 2-for-6 with a RBI...singled in the second inning off Brad Keller for his first ML hit and had a RBI single in his next at bat in the third inning for his first RBI...had a career-high four hits Aug. 29 at Kansas City in his fourth big league game...became the first Athletic with a four-hit game before his fifth career game since Doug Jennings went 4-for-4 in his fourth game on April 13, 1988...then went 3-for-3 with a career-high three RBI the next day at New York (AL), giving him in a hit in seven consecutive bats...entered the game in the sixth inning and became the first A's player with at least three hits and three RBI in a game he did not start since Billy Hitchcock went 4-for-4 with four RBI on Sept. 5, 1951...had 10 hits over his first five games through Aug. 30, which are the most in Oakland history and the most by an Athletic since Spook Jacobs had 10 in his first five games for the 1954 Philadelphia A's...had two triples Sept. 3 against Los Angeles (AL) to tie the Oakland single-game record (12th time, last: Matt Chapman at Texas, July 26, 2018)...it was the first two-triple game in the Coliseum since May 12, 2007 (Josh Barfield, TOR) and the first by an Athletic since Aug. 3, 2002 (Mark Ellis vs. Detroit)...doubled in the seventh inning Sept. 17 against Kansas City but that would be his final hit of the season...finished the season on a 0-for-19 streak...went 0-for-4 with a career-high four strikeouts Sept. 22 against Texas...had made each of his first 16 starts in left field before starting at first base in the final game of the season on Sept. 29 at Seattle...pinch hit for Sean

**MOST HOME RUNS, OAKLAND MINOR LEAGUER**

39	Chris Carter	Stockton	2008
39	Adam Piatt	Van/Mid	1999
<b>37</b>	<b>Seth Brown</b>	<b>Las Vegas</b>	<b>2019</b>
37	Matt Olson	Stockton	2014
36	Matt Chapman	Nash/Mid	2016
36	Jacques Landry	Midland	2001
36	Jose Canseco	Tac/Hunt	1985

Murphy in the fourth inning of the AL Wild Card game on Oct. 2 against Tampa Bay in Oakland and grounded into a fielders' choice.

**LAS VEGAS:** Was named the A's Organizational Hitter of the Year and Most Valuable Player for Las Vegas after hitting a career-high 37 home runs...that was second most in all of minor league baseball to the Diamondbacks Kevin Cron (39)...it tied for third most in Oakland history by a minor leaguer and was two short of the record of 39 by Chris Carter in 2008 and Adam Piatt in 1999...it ranks second all-time in Las Vegas franchise history (44, Phil Hiatt in 2001)...was third in the minors in extra base hits (72) and total bases (286), tied for fifth in runs (101) and sixth in RBI (104)...ranked second in the Pacific Coast League in home runs, extra base hits and total bases, tied for third in runs, fourth in RBI and slugging (.634) and seventh in OPS (.986)...in addition to home runs, he also had career highs in batting (.297), slugging, OPS, runs and extra base hits and matched his best in on-base percentage (.352)...led the A's farm system in runs, home runs, RBI and extra base hits, ranked second in slugging, third in OPS, tied for fifth in doubles (29), sixth in batting and hits (134) and tied for eighth in triples (6)...was 8-for-9 (88.9%) in stolen base attempts...had a .277 batting average with 18 home runs, 59 RBI and an .887 OPS in 73 games at the All-Star Break...then hit .335 with 19 home runs, 45 RBI and a 1.170 OPS in 39 games after the break...hit .308 (106-for-344) with a 1.017 OPS against right-handed pitchers compared to .262 (28-for-107) with an .889 OPS against left-handers...batted .299 with 19 home runs at home, .295 with 18 home runs on the road...had a .319 batting average and 10 home runs when leading off an inning...hit .279 with runners in scoring position, including .234 with RISP and two outs...started 61 games at first base, 26 at designated hitter, 14 in left field and eight in right field...committed seven errors as a first baseman for a .987 fielding percentage...also had one error as a right fielder...hit .328 as a first baseman, .278 as an outfielder and .238 as the designated hitter...batted clean-up in 103 games but hit in every spot in the order except second and ninth...scored a run in each of his first nine games and batted .382 with 13 runs, four home runs and 15 RBI over that season-opening stretch...capped the streak with his first career three-homer game April 15 against Fresno...also drove in a career-high six runs...homered twice two days later at Sacramento...hit .319 with nine home runs and 23 RBI in 22 games in April...a two-hit game on May 3 against Fresno lifted his overall batting average to .320...then went 10-for-57 (.175) over his next 15 games to fall to .269...grounded into his third and final double play of the season May 19 at Salt Lake and finished the season with a 77-game streak without a GIDP...went 4-for-4 with a walk and two doubles May 27 at Reno, but followed that up by hitting .178 over his next 17 games...went 0-for-5 with five strikeouts on June 21 against Sacramento...hit .447 with 14 runs, seven doubles, a triple, two home runs and 14 RBI over a 10-game stretch from June 23 to July 2...matched his career high with four hits July 20 at Salt Lake...was named PCL Player of the Week for the week of July 22-28 when he went 12-for-25 (.480) with 12 runs scored, eight home runs, 13 RBI and five walks in six games...that included two homer games on July 23 against El Paso and July 27 and 28 at El Paso...homered in four straight games from July 25 to 28...batted .344 with nine home runs and 21 RBI in 23 games in July...it was his highest single-month average in 2019...also walked 13 times for a .425 on-base percentage...then hit .321 with 10 home runs and 27 RBI in 22 games in August...it was the second time in his career he hit 10 or more home runs in a month (12 with Stockton in August of 2017)...went 3-for-4 with a double, two home runs and five RBI Aug. 12 at Omaha...hit safely in each of final nine games with Las Vegas, which was his longest hitting streak of the season...went 15-for-35 (.429) with 10 runs, four doubles, three home runs and nine RBI over that stretch, which began on Aug. 16...had his seventh and final multi-homer game of the season Aug. 19 against Reno when he went 2-for-4 with two RBI...was selected by Oakland Aug. 26.

## CAREER

**2018**—Made his Double-A debut at Midland and batted .283 with 14 home runs and 90 RBI in 131 games...had career highs in hits (142) and doubles (38)...led the Texas League and tied for ninth in all of the minors in doubles...also tied for the TL lead in extra base hits (55), ranked second in RBI, tied for second in total bases (228), tied for sixth in hits, tied for eighth in walks (47) and ninth in slugging (.454)...led the A's farm system in doubles, ranked second in RBI, extra base hits and total bases, fourth in hits, tied for sixth in home runs, seventh in slugging and ninth in batting and runs (66)...was successful in all five of his stolen base attempts...batted .294 with eight home runs in 337 at bats against right-handed pitchers compared to .261 with six home

runs in 165 at bats vs. left-handers...hit .331 with runners in scoring position...batted .328 with a .935 OPS at home compared to .240 with a .664 OPS on the road...started 113 games at first base, seven in right field and four in left field...had three assists in 12 games overall in the outfield...committed 12 errors as a first baseman for a .988 fielding percentage...hit in every spot in the order except first and second and saw his most time with 52 games batting fourth and 46 batting fifth...had his lone two-homer game of the season April 7 against Springfield...had a season-high 11-game hitting streak from April 29 to May 11 (18-for-44, .409)...hit .359 over a 25-game stretch from May 23 to June 20...batted .311 with 23 RBI in 27 games in May and then hit .337 in June...matched his season-high with an 11-game hitting streak from June 11 to 22 (19-for-45, .422)...collected three doubles Aug. 5 against San Antonio and drove in a season-high tying four runs...matched his career high with four hits Sept. 1 against Frisco and had his fifth four-RBI game of the season.

**2017**—Spent the entire season at Single-A Stockton for the second consecutive year and hit .270 with 30 home runs and a career-high 109 RBI in a career-high 135 games...also had career highs in triples (7), at bats (518) and strikeouts (146)...led the California League in home runs, RBI and total bases (262)...the RBI were third most in all of the minors and the home runs tied for 10th...also ranked second in the CL in slugging (.506) and extra base hits (55), tied for fifth in walks (56), tied for seventh in triples, eighth in runs (80) and OPS (.846) and 10th in hits (140)...was named to the Cal League Midseason All-Star team...led the A's farm system in total bases, ranked second in home runs, RBI, runs, extra base hits and slugging, tied for third in triples, fourth in hits and walks and 10th in on-base percentage (.340)...was batting .244 with 14 home runs and 65 RBI in 103 games through July 30...then hit .355 with 16 home runs and 44 RBI over his final 32 contests...batted .319 with runners in scoring position...started 109 games in right field, 18 at first base and three in center field...had 13 assists in 114 games overall in the outfield...had his first career two-homer game May 14 at Lancaster...his second came on Aug. 8 against San Jose...made his first career appearance as a pitcher on May 19 against Lake Elsinore (0.2 ip, 1 h)...started at designated hitter for the North in the California League All-Star Game on June 20 and went 1-for-4 with a double and a RBI...drove in five runs July 15 against Inland Empire...homed in 10 of his final 15 games beginning Aug. 19 and hit .439 with 10 home runs and 29 RBI over that span...homed in five straight games from Aug. 19 to 24 and four straight from Aug. 31 to Sept. 3...had three five-RBI games over a 10-game stretch in late August (Aug. 20 at Modesto, Aug. 27 at San Jose and Aug. 31 vs. Visalia)...was named Cal League Player of the Week for the week of Aug. 21-27 after going 12-for-24 (.500) with five runs, four home runs, 11 RBI, three walks and a 1.540 OPS in six games...drew a career-high four walks Aug. 30 vs. Visalia...hit .349 with 12 home runs and 38 RBI in 27 games in August...went 3-for-11 (.273) with a double, home run and three RBI in three postseason games for the Ports.

**2016**—Spent the entire season at Single-A Stockton and batted .241 with eight home runs and 53 RBI in 127 games...added career highs in walks (65) and hit by pitches (6) for a .340 on-base percentage...was successful in 13-of-15 (86.7%) stolen base attempts and had a career high in steals...ranked second in the California League in walks and fourth in runs scored (83)...ranked third in the A's organization in runs and fourth in walks...hit .257 against right-handed pitchers, .193 against left-handers...batted .178 with runners in scoring position and two outs...started 78 games in right field, 28 in center field and one in left field...also appeared in one game at first base and one at catcher...went 3-for-8 with two doubles and a season-high four RBI in a 12-10, 17-inning win at Modesto on April 15...had his best single-month batting average of 2016 when he hit .275 in May...scored a minor league career-high four runs June 19 at High Desert...drew a walk in 10 consecutive games from July 2 to 13 (11 walks total)...stole two bases in a game for the only time in his career Aug. 31 against Visalia...had his first career four-hit game Sept. 1 vs. Visalia.

**2015**—Hit .282 with three home runs and 35 RBI in 68 games in his professional debut with the A's affiliate in the Arizona Rookie League and Short Season Single-A Vermont...began the year in the AZL and went 4-for-2 (.200) with three RBI in six games before he was transferred to Vermont on June 30...batted .289 with three home runs and 35 RBI in 62 games with the Lake Monsters...tied for third in the New York-Penn League in doubles (19), tied for fourth in extra base hits (25), ranked fifth in slugging (.431), seventh in total bases (103) and tied for eighth in hits (69) and

RBI...was named to NYPL Midseason All-Star team and went 1-for-2 in a start in center field for the North in the NYPL All-Star Game...made 21 starts in center field, 18 in right field, 14 in left field and seven at first base...went 1-for-4 with a triple in his debut June 22 against the Giants... hit his first professional home run July 28 at State College, a fifth inning grand slam.

## PERSONAL/MISCELLANEOUS

Seth William Brown was originally signed by A's scout Jim Coffman...graduated from North Medford (Ore.) High School...played collegiately and Linn-Benton (Ore.) Community College and Lewis-Clark State College (Ida.).

### LIFETIME PLAYING RECORD

Year	Club	AVG.	G	AB	R	H	2B	3B	HR	RBI	SH	SF	HP	BB	SO	SB	CS	OBP	SLG	E
2015	AZL A's	.200	6	20	2	4	1	2	0	0	0	0	0	3	2	0	0	.304	.450	0
	Vermont	.289	62	239	32	69	19	3	3	35	0	2	1	25	51	6	2	.356	.431	7
2016	Stockton	.241	127	453	83	109	21	5	8	53	2	6	6	65	124	13	2	.340	.362	11
2017	Stockton	.270	135	518	80	140	18	7	30	109	0	4	1	56	146	7	7	.340	.506	8
2018	Midland	.283	131	502	66	142	38	3	14	90	0	5	1	47	142	5	0	.342	.454	12
2019	Las Vegas	.297	112	451	101	134	29	6	37	104	0	7	4	38	127	8	1	.352	.634	8
	OAKLAND	.293	26	75	11	22	8	2	0	13	0	0	1	7	23	1	0	.361	.453	0
<b>Major League Totals</b>		<b>.293</b>	<b>26</b>	<b>75</b>	<b>11</b>	<b>22</b>	<b>8</b>	<b>2</b>	<b>0</b>	<b>13</b>	<b>0</b>	<b>0</b>	<b>1</b>	<b>7</b>	<b>23</b>	<b>1</b>	<b>0</b>	<b>.361</b>	<b>.453</b>	<b>0</b>
<b>Minor League Totals</b>		<b>.274</b>	<b>573</b>	<b>2183</b>	<b>364</b>	<b>598</b>	<b>126</b>	<b>26</b>	<b>92</b>	<b>391</b>	<b>2</b>	<b>24</b>	<b>13</b>	<b>234</b>	<b>592</b>	<b>39</b>	<b>12</b>	<b>.344</b>	<b>.482</b>	<b>46</b>

### LIFETIME PITCHING RECORD

Year	Club	W	L	ERA	G	GS	CG	SHO	SV	IP	H	R	ER	HR	HB	BB	IBB	SO	WP	BK
2017	Stockton	0	0	0.00	1	0	0	0	0	0.2	1	0	0	0	0	0	0	0	0	0

### CAREER TRANSACTIONS

**2015** — Selected by the Oakland Athletics organization in the 19th round of the First-Year Player Draft.

### WILD CARD RECORD

Year	Club/Opp.	AVG.	G	AB	R	H	2B	3B	HR	RBI	SH	SF	HP	BB	SO	SB	CS	OBP	SLG	E
2019	OAK vs. TB	.000	1	1	0	0	0	0	0	0	0	0	0	0	0	0	0	.000	.000	0

### BROWN'S CAREER BESTS

Hits: 4, August 29, 2019 at Kansas City

Home Runs: None

Runs Batted In: 3, August 30, 2019 at New York (AL)

Stolen Bases: None

Hitting Streak: 4 (twice), last: September 11 to 15, 2019

Hitless Streak (At Bats): 19, September 17, 2019 to present

Game Ending RBI: None

Grand Slams: None

Pinch-Hit Home Runs: None

Inside-The-Park Home Runs: None

Lead Off Home Runs: None



**INFIELDER****Height/Weight:** 6-3 / 215**Bats/Throws:** Right / Right**Birthdate:** April 9, 1987**Opening Day Age:** 32**Birthplace/Resides:** Norwich, Connecticut / Colchester, Connecticut**Major League Service:** 2 years, 24 days**Obtained:** Signed to a minor league contract, November 13, 2018**Contract Status:** First year of a one-year contract through 2020**NON-ROSTER INVITEE****CAREER HIGHLIGHTS**

Spent three seasons in the majors with the New York Mets from 2014-16 and is a .221 (97-for-438) hitter with seven home runs and 44 RBI in 196 games...has a .290 (956-for-3291) average with 77 home runs and 510 RBI in 966 games over 11 seasons in the minors...has walked 490 times for a .389 on-base percentage...was originally selected by New York (NL) in the 8th round of the 2008 draft and spent the first nine seasons of his professional career with the Mets...played for Hanshin in Japan in 2017 before returning to the United States in the Marlins farm system in 2018.

**2019 HIGHLIGHTS**

Spent the entire season at Triple-A Las Vegas where he batted .276 with 16 home runs and 65 RBI in 94 games...added 54 walks for a .382 on-base percentage...the 16 home runs were his most as a minor leaguer and his 64 runs scored matched his best from 2010...hit .337 (33-for-98) against left-handed pitching compared to .252 (59-for-235) against right-handers...had a .303 average with runners in scoring position...belted 14 of his 16 home runs at home and collected 18 of his 24 doubles on the road...slugged .570 at home, .423 on the road...hit .321 in April, .412 in August and .243 in between...batted .303 at night, .077 in 12 games during the day...had a .414 on-base percentage when leading off an inning...started 48 games at first base, 34 at third base and four at second base...committed just one error at third base (.986 fielding percentage) and three at first base (.993)...made two errors in seven games overall at second base for a .917 fielding percentage...went 2-for-11 (.182) in three games as the designated hitter and was 0-for-2 with a walk as a pinch hitter...also allowed five runs on seven hits and two walks in 2.2 innings in two relief appearances (13.50 ERA)...hit in every spot in the batting order, with his most action coming with 19 games in the three spot.

**LAS VEGAS:** Reached base safely in each of his first 14 games through April 24, batting .333 with a .455 on-base percentage...had a season-high seven-game hitting streak from April 16-24 (12-for-30, .400)...had back-to-back three-hit games April 18 at Sacramento and April 19 at Fresno...the three hits were a season high...batted .321 with 10 walks and a .441 on-base percentage in 15 games in April...then hit .230 in 22 games in May but drew 15 walks for a .367 on-base percentage...pitched the final 1.2 innings of Las Vegas 14-3 loss to Fresno on May 6 (3 h, 1 r, 0 er, 1 bb)...it was his second career outing on the mound, with the first also coming for Las Vegas on April 15, 2013 against Colorado Springs...homed and drew a season-high three walks in four plate appearances against Tacoma on May 13...had an RBI in eight consecutive games from June 2-15 (12 RBI total) and drove in 18 runs over an 11-game span from June 2-20...made his second pitching appearance of the season and the third of his career June 6 against Round Rock (1.0 ip, 4 h, 4 r, 4 er, 1 bb, 1 hr)...started that game at first base and was 0-for-4 when he took the mound in the top of the ninth inning...then hit a three-run home run in the bottom of the ninth...that started a streak of three consecutive games with a home run through June 8...matched his season high with a seven-game hitting streak from July 3-13...went 12-for-31 (.387) with three home runs, 10 RBI and nine runs scored during the streak...had his lone two-homer game of the season and matched his season high with four RBI on July 11 against Salt Lake...went 6-for-39 (.154) with two RBI over a 12-game stretch from July 15 to Aug. 1...then had five straight multiple hit games from Aug. 2-7 and went 17-for-30 (.567) with six doubles, three home runs, 12 RBI, eight walks

and seven multiple hit games over an eight-game stretch from Aug. 2-10...had back-to-back four RBI games Aug. 2 and 3 against Oklahoma City...hit .412 with four home runs, 17 RBI, 13 walks and a 1.300 OPS in 15 games in August...was placed on the injured list Aug. 18 with a strained left thigh...was reinstated Sept. 1 and went 0-for-8 over his final two regular season games...hit .300 (6-for-20) with four runs, two doubles, two RBI and two walks in five postseason games.

## CAREER

**2018**—Spent the entire season at Triple-A New Orleans in the Miami organization before a biceps injury ended his season in early August...batted .313 with six home runs and 68 RBI in 95 games...added 58 walks and was hit by a pitch nine times for a .420 on-base percentage...his on-base percentage ranked second in the Pacific Coast League and was sixth best among all full-season minor leaguers...also ranked ninth in the PCL in batting and walks...his RBI were his most as a minor leaguer...was named to the PCL Midseason All-Star team...hit .333 against left-handed pitchers compared to 309 against right-handers...had a .343 batting average with runners in scoring position...hit all six of his home runs with runners on base...went 4-for-7 (.571) with a walk with the bases loaded...batted .339 with a .413 on-base percentage when leading off an inning...also hit .329 at home, .328 at night, .335 as a second baseman and .375 in the eighth inning or later...appeared in 58 games at second base, 24 at third base, eight at first base, two at shortstop, two in left field and one in right field...committed four errors as a second baseman for a .984 fielding percentage and two as a third baseman for a .963 fielding percentage...also made one error in left field...went 3-for-5 (.600) in one game as the designated hitter and was 0-for-1 with a walk and a RBI as a pinch hitter...hit in every spot in the batting order...saw his most extensive action from the three spot where he hit .338 in 64 games...reached base safely in 23 consecutive games from April 26 to May 21...hit .440 with a .520 on-base percentage during the streak, which boosted his batting average to .358 and his on-base percentage to .450...had a season-best 11-game hitting streak from April 28 to May 8...was 22-for-45 (.489) with 11 runs, 10 RBI and seven multiple hit games over that span...had his first of two four-hit games May 7 at Omaha and then drove in a season-high four runs the next day at Round Rock...batted .360 with a .454 on-base percentage in May...ranked fourth in the PCL in on-base percentage and fifth in batting...then hit .360 with a .473 on-base percentage in June...ranked second in RBI (26) and walks (20), fourth in on-base percentage, sixth in OPS (1.031) and eighth in batting...went 12-for-23 (.522) over a six-game stretch from June 6 to 11...matched his season-high with four hits and four RBI June 6 at Las Vegas and fell a home run short of the cycle...started at second base for the PCL in the Triple-A All-Star Game July 11 at Columbus and went 0-for-2 with a walk and a run scored...matched his season high with four RBI Aug. 4 at Albuquerque...was placed on the disabled list Aug. 8 with a strained left biceps and missed the remainder of the season.

**2017**—Played in 21 games for Hanshin in Japan and batted .191 with a home run and five RBI...added seven walks for a .286 on-base percentage...played in seven games at third base and five at first base.

**2016**—Was on the Opening Day roster for New York (NL) and batted .173 with a home run and nine RBI in 40 games over four stints with the Mets...hit .212 against left-handed pitchers compared to .143 against right-handers...batted .296 during the day...his average improved to .300 with runners in scoring position and two outs...had a .276 average in the seventh inning or later...appeared in 21 games at first base, seven at third base, two in left field and one at second base...went 4-for-11 (.364) with four walks and four RBI as a pinch hitter and is a .308 (16-for-52) career hitter in the pinch with 14 walks (1 hbp, 2 sf, .449 on-base percentage), four doubles and 12 RBI...went 0-for-3 over his first two games before he was optioned to Las Vegas April 12...recalled on April 16 and hit .160 in 27 games during his second stint...matched his career high with three RBI May 24 at Washington...was optioned May 31 but returned to the Mets June 7 as the 26th man for a doubleheader at Pittsburgh...did not play in the game and was optioned back to Las Vegas following the game...was recalled for the final time Sept. 6 and went 3-for-12 (.250) with four RBI in 10 games in September...was on the Mets roster for the Wild Card Game against San Francisco on Oct. 5 and struck out as a pinch hitter in the eighth inning in a 3-0 loss...spent the balance of the season with Triple-A Las Vegas where he hit .301 with seven home runs and 47 RBI in 83 games...added 41 walks for a .390 on-base percentage...hit .320 against right-handed pitching compared to .265 against left-handers...batted .348 with runners in scoring position...

had a .415 batting average and .513 on-base percentage when leading off an inning...played in 44 games at first base, 17 at third base, 16 in left field, four in right field and two at second base... had a 12-game hitting streak from July 9 to 26 (16-for-45, .356)...hit .317 over his final 33 games.

**2015**—Had three stints with the Mets...began the season with Triple-A Las Vegas before being recalled for the first time on April 15...was optioned back to the 51s on May 5...recalled by New York on May 16...optioned back to Vegas on Aug. 10...recalled for the final time on Sept. 1...hit .286 after the All-Star Break...went 4-for-13 (.308) as a pinch hitter...tied his career high with three hits on Sept. 27 at Cincinnati...it was the third time he accomplished the feat...scored a career-high three runs and walked a career-high three times on June 28 vs. Cincinnati...became the second Met to score three runs without recording an at bat...it was also done by Mookie Wilson on July 17, 1986 at Houston...gave the Mets a lead with a two-run pinch-hit single in the seventh inning on July 21 at Washington...flipped a 2-1 deficit to a 3-2 Mets lead...was leading the Pacific Coast League in batting average, on-base percentage and slugging percentage when he was recalled on April 15.

**2014**—Made his Major League debut on May 10 after the Mets selected his contract from Triple-A Las Vegas earlier that day...remained with the Mets for the rest of the season...collected his first hit on May 11 vs. Philadelphia off Cole Hamels...hit .500 (6-for-12) through his first six games, tying Mike Vail (10-for-20 in 1975) and Daniel Murphy (9-for-18 in 2008) for the highest mark through six Major League games in franchise history (min. 10 at bats)...had six RBI through his first eight games, which tied for the sixth most in franchise history through a player's first eight games...had his first career home run on May 21 vs. Los Angeles (NL) off Hyun-Jin Ryu...had a season-best 10-game hitting streak from June 27 to July 13 (16-for-37, .432)...stole home on Aug. 29 vs. Philadelphia...started games at first base (14), third base (13), left field (6), right field (2), second base (1) and designated hitter (1)...also appeared in two games at shortstop.

**2013**—Hit .357 after the All-Star Break for Triple-A Las Vegas of the Pacific Coast League...in May, fashioned a .352 average...in 24 July contests, he compiled a .321 mark and then batted .355 in 31 games in August...batted .339 vs. left-handed pitching and .302 vs. right-handers...saw action at first base, third base, left field and right field...batted .368 with runners in scoring position and .350 with runners on and two outs...had 32 multiple hit games on the year: 22 with two hits and 10 with three hits...knocked in four runs twice: May 1 at Reno and June 19 at Tucson.

**2012**—Spent the entire season at Double-A Binghamton for the second consecutive year and batted .297 with nine home runs and 50 RBI in 115 games...was named to the Eastern League Midseason All-Star team and was named the All-Star Game Top Star...ranked fifth in the league in on-base percentage (.391) and 10th in batting...hit .356 against left-handed pitchers, .337 during the day and .312 on the road...appeared in 56 games at first base, 45 in left field and one at third base...had two home runs and five RBI June 9 at Trenton.

**2011**—Hit .247 with four home runs and 46 RBI in 126 games with Double-A Binghamton...had a .311 average after the All-Star Break...appeared in 56 games at third base, 43 at first base, 13 in left field and 12 in right field...hit .377 in 24 games in August.

**2010**—Batted a combined .306 with 10 home runs and 51 RBI in 99 games with St. Lucie, Binghamton and the GCL Mets...was selected the Florida State League Player of the Week for the week ending May 10.

**2009**—Started the year at Single-A Savannah where he hit .248 with five home runs and 47 RBI in 95 games...also went 6-for-22 (.273) in seven games with Single-A St. Lucie

**2008**—Made his professional debut with Brooklyn of the New York-Penn League and hit .260 with four home runs and 28 RBI in 66 games.

## PERSONAL/MISCELLANEOUS

Eric Singleton Campbell was originally signed by Mets scout Art Pontarelli...graduated from Norwich (CT) Free Academy and was a member of the state champion baseball team in 2003...

attended Boston College where he was co-captain on the baseball team...was named to the All-ACC Second Team as a sophomore in 2007...was teammates with Pete Fratus and one of the driving forces behind the ALS Ice Bucket Challenge in 2014.

### LIFETIME PLAYING RECORD

Year	Club	AVG.	G	AB	R	H	2B	3B	HR	RBI	SH	SF	HP	BB	SO	SB	CS	OBP	SLG	E
2008	Brooklyn	.260	66	215	27	56	9	0	4	28	4	2	6	28	41	1	2	.359	.358	6
2009	Savannah	.248	95	339	42	84	23	0	5	47	0	3	5	48	57	6	4	.347	.360	5
	St. Lucie	.273	7	22	5	6	2	0	0	0	0	1	5	1	0	0	0	.429	.364	1
2010	St. Lucie	.335	46	170	37	57	14	1	4	20	1	3	21	22	2	5	4	.415	.500	4
	Binghamton	.279	50	179	26	50	11	0	6	30	4	2	2	12	32	1	0	.328	.441	6
	GCL Mets	.273	3	11	1	3	1	0	0	1	0	0	0	1	1	1	0	.273	.364	0
2011	Binghamton	.247	126	405	46	100	23	2	4	46	2	3	8	54	75	6	2	.345	.343	20
2012	Binghamton	.297	115	394	53	117	25	2	9	50	2	5	6	58	76	10	5	.391	.439	2
2013	Las Vegas	.314	120	341	61	107	25	3	8	66	4	4	10	66	60	12	4	.435	.475	7
2014	Las Vegas	.355	33	141	39	50	15	0	3	24	0	0	2	20	20	3	1	.442	.525	4
	NEW YORK (NL)	.263	85	190	16	50	9	0	3	16	0	3	1	17	55	3	0	.322	.358	2
2015	Las Vegas	.363	33	113	28	41	9	1	5	18	0	0	4	25	20	7	2	.493	.593	4
	NEW YORK (NL)	.197	71	173	28	34	8	0	3	19	1	2	4	26	37	5	3	.312	.295	8
2016	NEW YORK (NL)	.173	40	75	9	13	1	0	1	9	0	1	2	10	24	1	0	.284	.227	1
	Las Vegas	.301	83	302	63	91	15	4	7	47	0	5	6	41	55	7	3	.390	.447	8
2017	Hanshin (Japan)	.191	21	47	5	9	2	0	1	5	0	0	0	7	17	0	0	.296	.298	3
2018	New Orleans	.313	95	326	54	102	21	2	6	68	0	9	9	58	61	8	4	.420	.445	7
2019	Las Vegas	.276	94	333	64	92	24	0	16	65	1	2	4	54	68	6	3	.492	.382	6
<b>Major League Totals</b>		<b>.221</b>	<b>196</b>	<b>438</b>	<b>53</b>	<b>97</b>	<b>18</b>	<b>0</b>	<b>7</b>	<b>44</b>	<b>1</b>	<b>6</b>	<b>7</b>	<b>53</b>	<b>116</b>	<b>9</b>	<b>3</b>	<b>.312</b>	<b>.311</b>	<b>11</b>
<b>Minor League Totals</b>		<b>.290</b>	<b>966</b>	<b>3291</b>	<b>546</b>	<b>956</b>	<b>217</b>	<b>15</b>	<b>77</b>	<b>510</b>	<b>18</b>	<b>36</b>	<b>66</b>	<b>490</b>	<b>589</b>	<b>70</b>	<b>35</b>	<b>.389</b>	<b>.436</b>	<b>80</b>

### LIFETIME PITCHING RECORD

Year	Club	W	L	ERA	G	GS	CG	SHO	SV	IP	H	R	ER	HR	HB	BB	IBB	SO	WP	BK
2013	Las Vegas	0	0	36.00	1	0	0	0	0	1.0	4	4	4	1	0	1	0	1	0	0
2019	Las Vegas	0	0	13.50	2	0	0	0	0	2.2	7	5	4	1	0	2	0	0	0	0
<b>Totals</b>		<b>0</b>	<b>0</b>	<b>19.64</b>	<b>3</b>	<b>0</b>	<b>0</b>	<b>0</b>	<b>0</b>	<b>3.2</b>	<b>11</b>	<b>9</b>	<b>8</b>	<b>2</b>	<b>0</b>	<b>3</b>	<b>0</b>	<b>1</b>	<b>0</b>	<b>0</b>

### CAREER TRANSACTIONS

**2008** — Selected by the New York Mets organization in the 8th round of the First-Year Player Draft. **2016** — Elected free agency, November 7. **2018** — Signed by the Miami Marlins to a minor league contract, February 1. Elected free agency, November 2; signed by the Oakland Athletics to a minor league contract, November 13.

### WILD CARD RECORD

Year	Club/Opp.	AVG.	G	AB	R	H	2B	3B	HR	RBI	SH	SF	HP	BB	SO	SB	CS	OBP	SLG	E
2016	NY vs. SF	.000	1	1	0	0	0	0	0	0	0	0	0	0	1	0	0	.000	.000	0

### CAMPBELL'S CAREER BESTS

**Hits:** 3 (three times), last: September 27, 2015 at Cincinnati  
**Home Runs:** 1 (seven times), last: May 24, 2016 at Washington  
**Runs Batted In:** 3 (twice), last: May 24, 2016 at Washington  
**Stolen Bases:** 2, June 7, 2015 at Arizona  
**Hitting Streak:** 10, June 27 to July 13, 2014  
**Hitless Streak (At Bats):** 28, May 18 to June 5, 2015  
**Game Ending RBI:** None  
**Grand Slams:** None  
**Pinch-Hit Home Runs:** None  
**Inside-The-Park Home Runs:** None  
**Lead Off Home Runs:** None



**OUTFIELDER/FIRST BASEMAN**

**Height/Weight:** 6-2 / 209      **Bats/Throws:** Right / Right

**Birthdate:** February 15, 1989      **Opening Day Age:** 31

**Birthplace/Resides:** San Jose, California / Scottsdale, Arizona

**Major League Service:** 4 years, 92 days

**Obtained:** Acquired from Colorado for Austin House and cash, December 11, 2014

**Contract Status:** First year of a one-year contract through 2020

**CAREER HIGHLIGHTS**

Is a .262 hitter with an .851 OPS, 43 home runs and 110 RBI in 248 games over the last two years after batting .237 with a .700 OPS, 24 home runs and 90 RBI in 197 games over his first three seasons in the majors...has played 317 games in the outfield (142 in left field, 137 in center field, 65 in right field), 113 at first base and four at third base...split the 2017 season between Oakland and Triple-A Nashville, his first minor league action since 2014...missed most of the 2016 season following May 24 hip surgery...led American League rookies and ranked fourth among Major League rookies with 70 RBI in 2015...was acquired by the A's December 11, 2014 from the Rockies, who selected him from the Marlins organization in the Rule 5 draft earlier that day.

**2019 HIGHLIGHTS**

Started games at five different positions and batted a career-high .273 with a career-high 26 home runs and 58 RBI in 126 games... also had career highs in runs (80), walks (67), extra base hits (45), OPS (.913), on-base percentage (.396), slugging percentage (.517), games and strikeouts (107) and matched his best in hits (112) and triples (3)...was hit by a pitch a career-high 18 times, which tied for second in the American League and was fourth most in Athletics history...finished the year with 497 plate appearances, which left him five short of qualifying for the league leaders...based on a minimum of 450 plate appearances, he had the fourth-highest on-base percentage in the AL...started 55 games in center field, 25 in right field, 13 at designated hitter, 11 at first base, eight in left field...the A's had a 75-37 (.670) record with him in the starting lineup, 22-28 (.440) when he didn't start...started nine of the A's 25 games at first base from March 31-April 28 when Matt Olson first went on the IL, eight of the A's 10 games at designated hitter from May 20-31 with Khris Davis injured, 19 of the A's 20 games in right field from July 2-26 while Stephen Piscotty was on the IL and 50 of the A's final 54 games in center field while Ramón Laureano was on the IL and when Laureano moved to right field following his return...batted .297 (83-for-279) against right-handed pitchers compared to .221 (29-for-131) against left-handers...hit .310 with a 1.035 OPS at home compared to .238 with a .796 OPS on the road...had a .300 batting average and 18 of his 26 home runs with the bases empty...batted .221 with runners in scoring position...hit .232 with a .369 on-base percentage before the All-Star Break, .301 with a .415 on-base percentage after the break...ranked third in the AL in on-base percentage after the break...hit .315 with 12 home runs and 32 RBI in 56 games while playing center field and .300 with seven home runs and 12 RBI in 16 games as the designated hitter...batted .211 with seven home runs and 14 RBI at all other positions...including .125 (1-for-8) with a home run, two RBI, a walk and a hit by pitch as a pinch hitter...is now 9-for-46 (.196) in the pinch in his career but five of the nine hits are for extra bases (two doubles, three home runs)...committed two errors, both in his 90 games as an outfielder (.990 fielding percentage)...started games at every spot in the order except first, third and ninth...made 40 starts hitting clean-up and a team-leading 37 starts in the five spot.

**ATHLETICS MOST HIT BY PITCH, SEASON**

- 20 Jason Kendall (2005)
- 20 Don Baylor (1976)
- 19 Frank Menecino (2001)
- 18 Mark Canha (2019)**
- 15 Olmedo Saenz (1999)
- 15 Eddie Collins (1911)

**OAKLAND:** Was on the A's Opening Day roster and was batting .200 with two home runs and four RBI in 18 games when he was placed on the 10-day injured list April 29 with a sprained right wrist...went 1-for-8 (.125) with a double, RBI, sacrifice fly and three strikeouts on a two-game

rehab assignment with Triple-A Las Vegas on May 10 and 11 and was reinstated May 13...hit his third career pinch-homer May 21 at Cleveland (had two in 2018)...homered in three consecutive games for the first time in his career from May 21-24 to start a 15-game streak through June 8 where he batted .319 with five home runs...finished May with seven home runs and 13 RBI in just 16 games...the home runs were his most ever in a month and tied for 10th in the AL in May...hit .207 with two home runs over his final 19 games before the All-Star Break from June 9 to July 7...committed his first error of the season June 16 against Seattle, which snapped a 152-game errorless streak as an outfielder...the streak was fifth longest in Oakland history by an outfielder...it was his first error since June 1, 2017...had three straight multiple hit games against Chicago July 12-14 to begin post All-Star Break play and batted .331 with 10 home runs, 23 RBI and a 1.009 OPS over a 38-game stretch from July 12 to Aug. 26...had his first career two-homer game July 17 against Seattle...added another on Aug. 25 against San Francisco...was hit by a pitch an Oakland-record-tying two times July 20 at Minnesota...did it again on Sept. 17 against Kansas City...went 3-for-3 with a walk and two stolen bases Aug. 1 against Milwaukee...it was the second two-steal game of his career (June 12, 2015 at Los Angeles-AL)...that started a season-ending streak where he reached base safely in each of his final 23 home games...went 33-for-83 (.398) with 12 walks and six hit by pitches (.505 on-base percentage) in those games...reached base safely in a career-high 23 consecutive games from Aug. 13 to Sept. 8...hit .318 with a .442 on-base percentage during the streak...had a 10-game hitting streak from Aug. 14 to 26, which fell one short of his career high...went 19-for-42 (.452) with five home runs, 11 RBI, and seven multiple hit games during the streak...was named American League Player of the Week for the week of Aug. 19-25 after going 9-for-19 (.474) with five runs, a double, four home runs, seven RBI and four multiple hit games in five games...it was his first weekly honor...hit .347 with a .434 on-base percentage, .602 slugging percentage and 1.036 OPS in August...the batting average and on-base percentage were the best single-month marks of his career...went 0-for-4 with four strikeouts and a hit by pitch Sept. 7 against Detroit...the four strikeouts matched his career high (third time, last: June 1, 2017 at Cleveland)...then hit .313 with a .429 on-base percentage over his final 18 games...had the game-ending RBI double in the bottom of the 11th inning Sept. 18 against Kansas City...it was his fourth career walk-off RBI (two doubles, two home runs)...started in center field in the Wild Card game on Oct. 2 against Tampa Bay and went 0-for-3 with a walk.

## CAREER

**2018**—Started games at five different positions for the A's and batted .249 with 17 home runs and 52 RBI in 122 games...had a career-high tying 22 doubles...hit .282 with 13 of his 17 home runs against left-handed pitchers compared to .227 against right-handers...tied for second in the American League in home runs against lefties...slugged .604 against lefties, .343 against righties...hit .291 or better in four months (.308 in April, .299 in June, .291 in July, .303 in September) and .183 or lower in the other two (.183 in May, .135 in August)...was batting .261 with 12 home runs and 38 RBI in 75 games before the All-Star Break...then hit .225 with five home runs and 14 RBI in 47 games after the break...batted .268 with runners in scoring position but that increased to .375 with RISP and two outs...12 of his 17 home runs were solo shots...had a .289 batting average on the road, .202 at home...started games at all three outfield positions (53 in center field, 28 in left field, eight in right field) and also made nine starts at first base and two at designated hitter...did not commit an error in 108 games and 202 total chances overall in the outfield and was one of five qualifying outfielders in the majors to go errorless...the total chances were third most in Oakland history among outfielders with no errors in a season (Javier, 335 in 1995; Crisp, 309 in 2013)...had just one assist in 821.0 innings and his average of 0.01 assists per nine innings was second lowest in Oakland history among outfielders (Crisp, 0 in 900.2 innings in 2014)...hit 11 home runs in 62 games as a center fielder, six home runs in his other 60 games...was 6-for-14 (.429) with a double, two home runs, five RBI and two walks as a pinch hitter...tied for second among AL pinch hitters in hits and home runs, tied for third in RBI and tied for fourth in extra base hits (3)...started games in every spot in the batting order except leadoff...made a team-leading 34 starts batting seventh...began the season at Triple-A Nashville and was 2-for-8 (.250) with a home run and RBI in two games when he was recalled by Oakland April 8...spent the remainder of the season with the A's...went 3-for-12 (.250) over his first four games but then hit safely in each of his next eight contests from April 16-24 (11-for-29, .379), which was the longest hitting streak of his career at the time...finished April with a .308 batting average, four home runs and 11 RBI in 15 games...had a career-high 11-game hitting streak from June 17 to

July 3...went 13-for-39 (.333) with four home runs and 11 RBI during the streak...that began a 23-game stretch leading into the All-Star Break where he hit .312 with five home runs and 17 RBI in 23 games...batted .299 in June and .291 in July...hit his first career pinch home run July 14 at San Francisco, a two-run go-ahead home run in the seventh inning of the A's 4-3 win...added his second Sept. 21 against Minnesota a two-run game-tying shot in the bottom of the sixth...stole home for the second time in his career July 31 against Toronto (Aug. 5, 2017 at Los Angeles-AL)... is the only Athletic with multiple steals of home over the last 25 years...hit .135 with two doubles and no RBI in 18 games in August...had 57 plate appearances, which are the most by an Athletic in the month of August with no RBI since Eddie Joost in 1948 (62 PA)...then hit .303 with three doubles, three home runs and 10 RBI in 18 games in September...started just five of the A's final 22 games beginning Sept. 5 but went 8-for-25 (.320) with three doubles, a home run and six RBI in 15 games total over that span...including 3-for-6 (.500) with a hit by pitch, double, home run and three RBI as a pinch hitter...had a pinch hit single to lead off the eighth inning Sept. 28 at Los Angeles (AL) for the 70,000th hit in Oakland history...pinch hit in the ninth inning of the Wild Card game at New York on Oct. 3 and struck out.

**2017**—Split his season between Oakland and Triple-A Nashville...hit .208 with five home runs and 14 RBI in 57 games over four stints with the A's in his third season in the majors...also batted .283 with 12 home runs and 50 RBI in 75 games with the Sounds...had 36 hits with Oakland, 19 of which were for extra bases (52.8%)...batted .191 in 29 games over two stints before the All-Star Break (Opening Day-April 14 and May 9-June 8), .226 in 28 games over two stints after the break (Aug. 2-10 and Aug. 25-present)...had a .212 batting average and four of his five home runs against right-handed pitchers, .203 against left-handers...started games at four different positions (16 in center field, 16 in right field, 12 in left field, two at designated hitter)...committed five errors in 53 games as an outfielder and his .953 fielding percentage was the worst among Major League outfielders with 50 or more games...was on the A's Opening Day roster and went 0-for-9 over his first three games before doubling in the sixth inning April 9 at Texas...it was his first hit since April 25, 2016 at Detroit and it snapped a career-high 0-for-25 streak...was 2-for-19 (.105) in six games when he was optioned to Nashville April 15...was recalled May 9 and hit .214 with three home runs and seven RBI in 23 games during his second stint that ran through June 8...went 10-for-21 (.476) over his first seven games...hit his first career walk-off home run May 19 against Boston and it was his second game-ending RBI (double, Aug. 2, 2015 vs. Cleveland)... was optioned to Nashville June 9...was recalled a third time Aug. 2 and went 5-for-16 (.313) in five games before he was optioned to Nashville Aug. 11...stole home Aug. 5 at Los Angeles (AL) to become the first A's player to steal home since Carlos Gonzalez on June 22, 2008 against Florida... was recalled again by Oakland Aug. 25 and spent the rest of the season with the A's, hitting .206 over his final 23 games...tied an Oakland record when he was hit by a pitch twice Sept. 16 at Philadelphia...hit his second walk-off home run of the season in the A's final home game Sept. 27 against Seattle...it marks the 12th time in Oakland history and the 13th time in Athletics history a player had two or more walk-off home runs in a season...had successful arthroscopic surgery to remove a cyst from his right wrist following the season...the surgery was performed by Dr. Steven Shin at the Kerlan-Jobe Clinic in Los Angeles on Nov. 7...his 75 games with Nashville marked his first minor league action since 2014...hit .298 with 11 of his 12 home runs against right-handed pitching compared to .213 against left-handers...had a .948 OPS against righties, .679 against lefties...batted .360 after the break...had a .388 batting average with runners in scoring position... hit .304 with a .400 on-base percentage when leading off an inning...appeared in 61 games in right field, eight in center field, four at designated hitter and three in left field...committed one error in 71 games overall in the outfield for a .993 fielding percentage...hit in every spot in the batting order except first and ninth...hit safely in 10 of his first 11 games with Nashville following his April 15 option (.302)...reached base safely in 22 consecutive games from April 22 to June 17...hit just .213 over that stretch but had a .371 on-base percentage...hit .362 over an 18-game stretch from June 26 to July 15...had a 5-for-5 performance against Las Vegas July 25 when he doubled, homered twice and drove in four runs...added his second four-RBI game of the season July 30 against Salt Lake when he connected for a grand slam in the first inning...batted .330 with five home runs and 24 RBI in 26 games in July.

**2016**—Missed nearly the entire season after undergoing surgery on his left hip...appeared in just 16 games and batted .122 with six RBI...collected five hits but three of those were home runs...

struck out 20 times in 44 plate appearances...started nine games at five different positions (three at first base, two in right field, two in left field, one at third base, one at designated hitter)...made his first career Opening Day start on April 4 against Chicago (AL) and went 0-for-3...homed in back-to-back games April 21 at New York and April 23 at Toronto...was in a 0-for-14 slump when he was placed on the 15-day disabled list May 10 (retroactive to May 9) with a back strain...had surgery on May 24 at the Steadman Clinic in Vail, Col...the surgery was performed by Dr. Marc Philippon, who took down the CAM and pincer lesion that were causing the hip impingement and also performed a labral repair to Canha's left hip...was transferred to the 60-day DL June 11.

**2015**—Was selected by Colorado in the Rule 5 draft prior to the season and traded to the A's... spent the entire season with Oakland, batting .254 with 16 home runs and 70 RBI in 124 games... led American League rookies and ranked fourth among Major League rookies in RBI...his 70 RBI were eighth most in Oakland history by a rookie...also tied for second among AL rookies in doubles (22), ranked third in runs (61) and extra base hits (41), tied for third in home runs, fourth in hits (112), tied for fourth in total bases (188), fifth in walks (33) and tied for fifth in multiple hit games (28)...batted .271 with 13 of his 16 home runs against right-handed pitching...hit .289 with eight home runs and 35 RBI over his final 47 contests...hit 10 of his 16 home runs in the sixth inning or later...started 57 games at first base, a team-leading 48 in left field and one in right field...also appeared in one game at third base...did not have an assist in 61 games overall in the outfield, which were the fourth most games played in Athletics history by an outfielder with no assists...hit .297 as a first baseman, .217 as an outfielder...went 0-for-11 with six strikeouts and a RBI as a pinch hitter...the 11 at bats tied for fifth most among hitless pinch hitters in Oakland history...made a team-leading 57 starts batting second in the order...began his career by hitting safely in each of his first six games, going 11-for-30 (.367) with seven RBI...the six-game hitting streak was third longest in Oakland history by a player to start his career...went 3-for-5 with two doubles and four RBI in his Major League debut April 8 against Texas...the RBI were second most by an Athletic in his debut since the RBI became an official stat in 1920 (5, Ben Grieve on Sept. 3, 1997 vs. San Francisco)...became the third Major Leaguer with at least three hits, two doubles and four RBI in their debuts (Grieve and Ted Kazanski, PHI on June 25, 1953 vs. Chicago)...became the third Oakland Athletic with three hits in his debut (Grieve and Mike Rouse on June 9, 2006 vs New York-AL) and the third with two or more doubles (Grieve 3 in 1997, Carlos Gonzalez 2 on May 30, 2008 vs. Texas)...had a three-run double off Ross Detwiler in the third inning for his first hit... hit his first big league home run April 10 against Seattle in the second inning off Taijuan Walker... had his first career walk-off RBI Aug. 2 against Cleveland, a two-out double in the bottom of the 10th inning...batted .407 over a 15-game stretch from Aug. 5 to 24...that included his first career four-hit game Aug. 18 against Los Angeles (NL)...matched his career high with four RBI Aug. 23 against Tampa Bay and did it again Aug. 31 against Los Angeles (AL)...finished August with 10 doubles and 21 RBI in 25 games, all the best single-month marks of his career...the doubles tied for third in the AL in August and the RBI were the most by an A's rookie in any month since Nick Swisher had 21 in July, 2005...went 3-for-3 with two walks and a hit by pitch Sept. 15 at Chicago (AL) and the six times on base tied the Oakland record for most times on base (H+BB+HBP) in a nine-inning games (seventh time, last: Jack Cust, May 1, 2008 vs. Los Angeles-AL)...is the first Athletic since at least 1914 with at least three hits, two walks and one hit by pitch in a game.

**2014**—Spent the entire season at Triple-A New Orleans where he batted .303 with 20 home runs and 82 RBI in 127 games...added 57 walks for a .384 on-base percentage...ranked sixth in the Pacific Coast League in runs (83), eighth in on-base percentage, ninth in hits (141) and RBI and 10th in total bases (235)...ranked second in the Marlins farm system in home runs, fourth in RBI and seventh in batting...hit .311 against right-handed pitching and .331 with runners in scoring position...appeared in 61 games in left field, 40 at first base and 18 at third base...had his lone two-homer game of the season May 5 at Round Rock...reached base safely in 30 consecutive games from June 17 to July 21, which tied for the third longest reaching base streak in the PCL in 2014...hit .393 with a .481 on-base percentage during the streak...finished June with a .384 batting average and a .457 on-base percentage in 27 games...then hit .337 with a .421 on-base percentage in 26 games in July...hit .100 with a home run and seven RBI in 17 games for Cibaenas in the Dominican Winter League following the season.



**2013**—Batted .273 with 13 home runs and 58 RBI in 128 games for Double-A Jacksonville... ranked third in the Southern League in doubles (32), sixth in on-base percentage (.371) and extra base hits (47) and 10th in total bases (191)...hit .342 after the All-Star Break, .322 on the road and .313 against left-handed pitching...appeared in 111 games at first base and 12 in left field... went 19-for-33 (.576) with eight runs scored, five doubles, three home runs (1.000 slugging percentage), 12 RBI, three walks and a hit by pitch (.622 on-base percentage) during a season-high nine-game hitting streak from July 20 to 29...that included a 5-for-6 performance July 21 at Tennessee...hit .370 with four home runs and 17 RBI in July, his best monthly figures in 2013.

**2012**—Spent the entire season at Single-A Jupiter where he batted .293 with six home runs and 68 RBI in 114 games...tied for the Florida State League lead in sacrifice flies (8), ranked fourth in on-base percentage (.382), eighth in batting, tied for eighth in RBI and tied for 10th in walks (54)...batted .333 with runners in scoring position, .331 against left-handed pitching and .310 on the road...appeared in 90 games at first base, 11 at third base and one at catcher...was on the disabled list from May 2 to 16 with a sprained left thumb...hit .348 in 13 games in May...started at catcher in the second game of a July 16 doubleheader against Tampa...had a .176 (6-for-34) batting average and four RBI in eight postseason games.

**2011**—Batted .276 in his first full season at Single-A Greensboro...ranked second in the South Atlantic League in home runs (25) and slugging (.529)...led the Marlins farm system in RBI and ranked second in home runs...appeared exclusively at first base on defense (95 games)...batted .417 in 13 games in April...was on the disabled list from May 10 to 24 with a sprained left wrist... had a season-high seven RBI at Hagerstown June 7...batted .327 with seven home runs and 26 RBI in 28 games in August...went 8-for-31 (.258) with a double, five walks and eight RBI in seven postseason games to help Greensboro to the SAL Championship.

**2010**—Combined for a .243 batting average with four home runs and 10 RBI in 20 games with the Marlins affiliate in the Gulf Coast Rookie League and Short Season Single-A Jamestown... went 1-for-3 in his debut Aug. 15 at the Mets GCL club...hit his first professional home run in his New York-Penn League debut Aug. 22 in the second game of a doubleheader against Auburn.

## PERSONAL/MISCELLANEOUS

Mark David Canha was originally signed by Marlins scout John Hughes...is married, Marci...is an avid foodie and regularly documents his food experiences on Instagram @bingleaguefoodie...supports the A's Fitness Sluggers program to promote healthy living and eating...graduated from Belarmine College Prep where he earned 2007 West Coast Athletic League MVP honors...attended the University of California, Berkeley where he was a two-time All Pac-10 selection...hit .333 with 22 home runs and 118 RBI in his Cal career.

## LIFETIME PLAYING RECORD

Year	Club	AVG.	G	AB	R	H	2B	3B	HR	RBI	SH	SF	HP	BB	SO	SB	CS	OBP	SLG	E
2010	GCL Marlins	.176	6	17	3	3	0	0	0	1	0	1	1	2	1	1	1	.286	.176	0
	Jamestown	.264	14	53	7	14	3	1	4	9	0	0	0	6	13	0	0	.339	.585	2
2011	Greensboro	.276	107	384	72	106	22	0	25	85	0	7	5	59	85	7	3	.374	.529	5
2012	Jupiter	.293	114	406	65	119	24	3	6	68	1	8	9	54	75	1	3	.382	.411	10
2013	Jacksonville	.273	128	425	63	116	32	2	13	58	5	5	15	54	102	6	1	.371	.449	9
2014	New Orleans	.303	127	465	83	141	28	3	20	82	0	7	8	57	112	3	1	.384	.505	7
2015	OAKLAND	.254	124	441	61	112	22	3	16	70	0	3	8	33	96	7	2	.315	.426	6
2016	OAKLAND	.122	16	41	4	5	0	0	3	6	1	1	1	0	20	0	0	.140	.341	1
2017	OAKLAND	.208	57	173	16	36	13	1	5	14	0	1	6	7	56	2	0	.262	.382	5
	Nashville	.283	75	272	52	77	25	3	12	50	1	3	7	34	62	4	0	.373	.529	1
2018	Nashville	.250	2	8	1	2	1	0	1	1	0	0	1	1	0	0	0	.333	.750	0
	OAKLAND	.249	122	365	60	91	22	0	17	52	0	2	10	34	88	1	2	.328	.449	0
2019	OAKLAND	.273	126	410	80	112	16	3	26	58	0	2	18	67	107	3	2	.396	.517	2
	Las Vegas	.125	2	8	0	1	1	0	0	1	0	1	0	0	3	0	0	.111	.250	0
<b>Major League Totals</b>		<b>.249</b>	<b>445</b>	<b>1430</b>	<b>221</b>	<b>356</b>	<b>73</b>	<b>7</b>	<b>67</b>	<b>200</b>	<b>1</b>	<b>9</b>	<b>43</b>	<b>141</b>	<b>367</b>	<b>13</b>	<b>7</b>	<b>.333</b>	<b>.450</b>	<b>14</b>

## CAREER TRANSACTIONS

**2010** — Selected by the Florida Marlins organization in the 7th round of the First-Year Player Draft. **2014** — Selected by the Colorado Rockies in the Rule 5 draft, December 11. Traded to the Oakland Athletics for minor

league pitcher Austin House and cash considerations, December 11. **2016** — On the disabled list, May 9 to October 6. **2019** — On the injured list, April 29 to May 12; included rehabilitation assignment to Las Vegas, May 10 to 12.

### WILD CARD RECORD

Year	Club/Opp.	AVG.	G	AB	R	H	2B	3B	HR	RBI	SH	SF	HP	BB	SO	SB	CS	OBP	SLG	E
2018	OAK vs. NYY	.000	1	1	0	0	0	0	0	0	0	0	0	0	1	0	0	.000	.000	0
2019	OAK vs. TB	.000	1	3	0	0	0	0	0	0	0	0	0	1	2	0	0	.250	.000	0
<b>Totals</b>		<b>.000</b>	<b>2</b>	<b>4</b>	<b>0</b>	<b>0</b>	<b>0</b>	<b>0</b>	<b>0</b>	<b>0</b>	<b>0</b>	<b>0</b>	<b>0</b>	<b>1</b>	<b>3</b>	<b>0</b>	<b>0</b>	<b>.200</b>	<b>.000</b>	<b>0</b>

### CANHA'S CAREER BESTS

**Hits:** 4, August 18, 2015 vs. Los Angeles (NL)

**Home Runs:** 2 (twice), August 25, 2019 vs. San Francisco; July 17, 2019 vs. Seattle

**Runs Batted In:** 4 (three times), last: August 31, 2015 vs. Los Angeles (AL)

**Stolen Bases:** 2 (twice), last: August 1, 2019 vs. Milwaukee

**Hitting Streak:** 11, June 17 to July 3, 2018

**Hitless Streak (At Bats):** 25, April 25, 2016 to April 9, 2017

**Game Ending RBI:** 4, September 18, 2019 vs. Kansas City (double); September 27, 2017 vs. Seattle (home run), May 19, 2017 vs. Boston (home run), August 2, 2015 vs. Cleveland (double)

**Grand Slams:** None

**Pinch-Hit Home Runs:** 3, May 21 at Cleveland (Trevor Bauer); September 21, 2018 vs. Minnesota (Gabriel Moya); July 14, 2018 at San Francisco (Tony Watson)

**Inside-The-Park Home Runs:** None

**Lead Off Home Runs:** None

### OAKLAND A'S FIVE-HIT GAMES

Bert Campaneris at Washington, August 9, 1968

Reggie Jackson at Boston, June 14, 1969

Sal Bando at Seattle, July 17, 1969

Tito Francona at Chicago, September 12, 1969

Sal Bando at Seattle, September 30, 1969

Joe Rudi vs. Minnesota, September 22, 1970

Dave Duncan vs. Boston, July 12, 1972

Claudell Washington at Detroit, August 30, 1974

Bert Campaneris at Boston, August 22, 1976

Jim Essian at Texas, July 1, 1979

Tony Phillips at Baltimore, May 16, 1986

Stan Javier vs. Cleveland, July 18, 1988

Luis Polonia at Kansas City, September 9, 1988

Dave Henderson at California, April 16, 1991

Rickey Henderson vs. Texas, September 29, 1991

Carney Lansford at California, September 8, 1992

Geronimo Berroa at Minnesota, April 10, 1994

Jason Giambi at Seattle, July 2, 1996

Dave Magadan vs. New York (AL), August 27, 1997

Ben Grieve at Cleveland, April 29, 1998

Mike Stanley at Toronto, September 4, 2000

Miguel Tejada vs. Texas, June 19, 2003

Eric Byrnes at San Francisco, June 29, 2003

Mark Kotsay vs. Seattle, April 30, 2005

Eric Chavez at Atlanta, June 12, 2005

Adam Kennedy at Boston, July 28, 2009

Mark Ellis at Baltimore, August 10, 2009

Adam Kennedy vs. Chicago (AL), August 15, 2009

Ryan Sweeney vs. Cleveland, May 5, 2011

Hideki Matsui at New York (AL), July 24, 2011

Josh Donaldson at Chicago (AL), September 9, 2014



**THIRD BASEMAN**

**Height/Weight:** 6-0 / 215

**Bats/Throws:** Right / Right

**Birthdate:** April 28, 1993

**Opening Day Age:** 26

**Birthplace/Resides:** Victorville, California / Trabuco Canyon, California

**Major League Service:** 2 years, 109 days

**Obtained:** Selected in the 1st round of the 2014 First-Year Player Draft

**Contract Status:** First year of a one-year contract through 2020

**CAREER HIGHLIGHTS**

The A's first round selection (25th pick overall) in the 2014 draft made his Major League debut with Oakland in 2017 and is a .257 hitter with 74 home runs and 199 RBI in 385 games in three seasons with the A's...is a two-time American League Gold Glove winner at third base (2018-19), a two-time AL Platinum Glove winner (2018-19) and the 2018 Wilson Defensive Player of the year...was named to his first American League All-Star team in 2019 and also participated in the Home Run Derby...was the third baseman on *Baseball America's* All-Rookie Team in 2017...was named Texas League Player of the Year in 2016 at Double-A Midland after leading the league in runs (78), home runs (29) and slugging (.521)...hit 36 home runs overall, which ranked third in all of minor league baseball...spent most of his first pro season at Beloit in 2014 but had a late season promotion to Midland and helped the RockHounds to the Texas League Championship...was rated by *Baseball America* as the A's fourth-best prospect following the 2014 season and third best after 2015 and 2016.

**2019 HIGHLIGHTS**

Had career highs in runs (102), home runs (36), RBI (91), walks (73) and extra base hits (75) in his third season in the majors...won his second consecutive Rawlings Gold Glove for American League third basemen, his second straight Wilson Defensive Player of the Year for Major League third basemen and his second straight AL Platinum Glove Award...tied for sixth in the AL in extra base hits and tied for seventh in home runs and games played (156)...set an Athletics record for home runs by a third baseman, breaking the previous mark of 32 by Eric Chavez in 2001...led AL third basemen and ranked fourth among Major League third basemen in home runs...was second among AL third basemen in RBI...scored 100 runs in 2018 and is the fifth player in Oakland history with two seasons of 100 or more runs (Henderson 7, Tejada and Giambi 3, Canseco 2)...his 75 extra base hits tied for ninth most in Oakland history...his 36 home runs are third most in Athletics history by a player in his first three seasons in the majors behind Mark McGwire (49 in 1987) and Reggie Jackson (47 in 1969)...17 of his 36 home runs came in the seventh inning or later, which was the most in the AL, tied for second in the majors and second most in Oakland history to Khris Davis' 19 last year...was fourth in the AL in RBI in the seventh or later...17 of his home runs put the A's ahead, which was second most in the AL...ranked 10th in the AL in game-winning RBI (13) and tied for 10th in go-ahead RBI (23)...had 36 doubles and joins Marcus Semien as the first Athletics with at least 30 doubles and 30 homers in a season since 2002 when both Eric Chavez and Miguel Tejada did it...75 of his 145 hits (51.7%) went for extra bases as have 186 of his 365 career hits (51.0%)...also had career highs in hit by pitches (11), sacrifice flies (3), games (156), at bats (583) and strikeouts (147) and matched his high in stolen bases (1)...tied with Olson for the team-lead in home runs and led the club in strikeouts...batted .249 with an .848 OPS...was named to his first AL All-Star team and also participated in the Home Run Derby...finished sixth in AL MVP voting after placing seventh in 2018...led ML third basemen in fielding percentage (.981), total chances (466), putouts (146) and defensive runs saved (18) and his 311 assists were second to the Rockies Nolan Arenado (337)...led all players, regardless of position, in ultimate zone rating (14.8)...was second among AL third basemen in double plays (27)...his fielding percentage was second best in Oakland history by a

**ATHLETICS MOST HOME RUNS, THIRD BASEMAN**

- 36 Matt Chapman (2019)
- 32 Eric Chavez (2001)
- 31 Sal Bando (1969)
- 29 Eric Chavez (2004)
- 29 Eric Chavez (2003)
- 29 Eric Chavez (2002)

third baseman to Eric Chavez (.987 in 2006) and third in Athletics history (Hank Majeski, .988 in 1947)...ranked fourth in Oakland history in putouts, fifth in games (156), seventh in total chances and eighth in assists...had the most games by an A's third baseman since Sal Bando had 160 in 1975 and the most putouts since Bando had 158 in 1970...his 146 putouts were the most by a ML third baseman since Ryan Zimmerman had 152 for Washington in 2006 and the most by an AL third baseman since Gary Gaetti also had 146 in 1985 for Minnesota...has 66 DRS over the last three years, which is twice as many as the next third baseman (Arenado, 33)...was named best third baseman in the Fielding Bible Awards for the second consecutive season...batted .254 (109-for-429) with an .848 OPS against right-handed pitchers compared to .234 (36-for-154) with an .848 OPS against left-handers...his career splits are .257 with an .850 OPS against righties, .258 with an .819 OPS against lefties...hit .263 with 21 of his 36 home runs and a .926 OPS at home, .235 with a .770 OPS on the road...tied for the AL lead in home runs at home...hit .296 with runners in scoring position but that mark dropped to .200 with RISP and two outs...is a .279 career hitter with RISP, including .189 with RISP and two outs...was batting .268 with 21 home runs and 52 RBI in 89 games before the All-Star Break...then hit .222 with 15 home runs and 39 RBI in 67 games after the break...entered the season with a .236 career average before the break, .280 after the break...batted .230 with 19 home runs and 55 RBI over innings 1-6 and .293 with 17 home runs and 36 RBI in the seventh inning or later...hit safely in each of his five games against Cleveland (7-for-22, .318) and has now hit safely in all 11 of his career games against the Indians...is 18-for-43 (.419) with 12 runs, six doubles, a triple, four home runs and eight RBI (.884 slugging percentage, 1.363 OPS)...averaged 4.19 pitches per plate appearance, which was sixth most in the AL...made a team-leading 88 starts hitting second and also had 64 starts batting third.

**OAKLAND:** Made his second consecutive Opening Day start at third base on March 20 against Seattle in Tokyo and had a double, home run and three RBI...homered in the A's 1-0 win over Boston April 2 to become the first player in Athletics history to hit a first inning home run in a 1-0 victory...had six putouts the next day against the Red Sox to set an Oakland record for putouts in a nine-inning game by a third baseman...the last Athletic to do it was Joe Burns on Aug. 2, 1944 at Chicago...was batting .306 with nine home runs and 22 RBI over his first 35 games through May 4...that would be his last day over .300 as he went 0-for-5 the next day at Pittsburgh to fall to .295...was 0-for-4 with four strikeouts May 7 against Cincinnati...it was the first four-strikeout game of his career (his second came on Sept. 19 at Houston)...hit .176 over a 16-game stretch from May 5 to 24...had his first career game-ending RBI May 10 against Cleveland, a walk-off home run off Brad Hand to lead off the 12th...it was the third time he was at the plate for a walk-off (single and error on July 22, 2018; wild pitch on Sept. 22, 2018)...homered in a career-high tying three consecutive games from May 25-27 (also July 22-24, 2017)...went 1-for-27 over a seven-game span from June 6 to 12...then had a season-best nine-game hitting streak from June 14 to 22 (14-for-34, .412)...that began a 25-game stretch where he hit .366 with 22 runs, 11 doubles, two triples, six home runs, 23 RBI and 13 walks (.443 obp, .770 slug, 1.164 OPS)...hit his second career walk-off home run June 20 against Tampa Bay, a three-run shot off Diego Castillo...had a career-high 41-game errorless streak from June 23 to Aug. 15...had a career-high six RBI June 30 at Los Angeles (AL) when he went 3-for-5 with a double, triple and home run...became the 10th player in Oakland history to fall a single short of the cycle (last: Canha, May 19, 2017)...drove in five runs nine games later against Seattle on July 16...was named to his first AL All-Star team June 30...finished second on the Player Ballot to Alex Bregman, who was voted in by the fans...walked in his only at bat in the All-Star Game July 9 at Cleveland and also scored a run...is the fifth third baseman in Oakland history to be named to the All-Star team (Bando, 1969, 72-74; Gross, 1977; Lansford, 1988; Donaldson, 2014)...also participated in the Home Run Derby on July 8 and hit 13 home runs in a first round loss to Vladimir Guerrero, Jr. (29)...went 2-for-47 (.043) over a 13-game stretch from July 24 to Aug. 7 and both of the hits were home runs...had back-to-back two-homer games Aug. 14 at San Francisco and Aug. 15 against Houston, the third and fourth multi-homer games of his career...it marks the 12th time in Oakland history a player had back-to-back multi-homer games...the last was Khris Davis (April 10-11, 2019)...scored three runs in each of those two games, marking the 16th time in Oakland history a player scored three or more runs in back-to-back games (last: Ben Zobrist, June 14-15, 2015)...then hit .209 over his final 38 games...collected his 100th career double Aug. 31 at New York (AL)...finished the month of September with a .178 batting average, which was the lowest single-month batting average

of his career...however, walked 16 times in 24 games for a .315 on-base percentage...started at third base in the AL Wild Card Game on Oct. 2 against Tampa Bay and went 1-for-3 with a walk.

## CAREER

**2018**—Was one of the top fielders in the game and one of the top hitters in the game after the All-Star Break...earned the American League Gold Glove for third basemen after leading all Major League fielders with 29 defensive runs saved and topping ML third basemen in total chances (484) and assists (331)...also won the Platinum Glove for all AL fielders and was named Defensive Player of the Year by Wilson...hit .309 with 14 home runs, 39 RBI and a .961 OPS in 64 games after the break after batting .250 with 10 home runs, 29 RBI and a .776 OPS in 81 games before the break...led the majors in doubles after the break (25) and led the AL in runs (52) and extra base hits (42)...also ranked third in the AL in hits (80) and OPS (.961), fifth in slugging (.591), seventh in batting and tied for ninth in home runs and RBI...the 25 doubles set an Oakland post-break record and were the most since Ferris Fain had 26 in 87 games in 1952...the 42 extra base hits tied the Oakland record at the time...overall, hit .278 with 24 home runs and 68 RBI in 145 games...tied for seventh in the AL in doubles (42), tied for eighth in triples (6), ranked ninth in OPS (.864) and 10th in runs (100) and extra base hits (72)...finished seventh in AL MVP voting and was one of seven players to be named on all 30 ballots...led the A's in batting, on-base percentage, runs, doubles and triples...became the first Athletic to score 100 runs since Nick Swisher had 106 in 2006...hit .274 with 20 of his 24 home runs against right-handed pitchers, .288 against left-handers...batted .311 with 16 of his 24 home runs and a .984 OPS on the road...hit .246 with a .749 OPS at home...ranked third in the AL in OPS on the road and eighth in batting...11 of his 24 home runs and 35 of his 68 RBI came with two strikes...tied for eighth in the AL in two-strike home runs and tied for ninth in RBI...in addition to leading ML third basemen in total chances and assists, he ranked second in putouts (133) and third in double plays (37) and games (145)...his 20 errors were second most (Devers, BOS 24)...the total chances were second most in Oakland history to the record of 523 set by Sal Bando in 1969...the assists and double plays ranked third and the errors tied for sixth most...made a team-leading 60 starts batting second where hit .291 with 12 home runs and 35 RBI...batted .239 with five home runs with two outs, .293 with 19 home runs with zero or one out...hit .359 with a 1.074 OPS against AL Central teams...had the ninth most grounded into double plays in the AL (18)...made his first career Opening Day start March 29 against Los Angeles (AL) and became the A's fifth different Opening Day starter at third base in the last five years (Plouffe, Valencia, Lawrie, Donaldson)...had a nine-game hitting streak from March 30 to April 7...went 15-for-33 (.455) with nine runs, three home runs, eight RBI and six multiple hit games during the streak...had a career-best streak of five consecutive multiple hit games from April 2-6...was batting .358 with five home runs and 12 RBI over his first 14 games through April 13...singled in the second inning May 27 to snap a career-high 0-for-17 streak (previous: 15, April 28-May 3)...had a career-high 18-game homerless streak from June 12 to July 22...tied an Oakland record June 12 against Houston with three doubles and did it again Aug. 13 against Seattle...is the third player in Oakland history with two three-double games in a season (Rudi, 1974; Grieve, 1998)...had his consecutive games played streak of 149 end on June 15...was placed on the 10-day disabled list June 16 retroactive to June 15 with a right thumb contusion...was hitting .250 with 10 home runs, 26 RBI and a .793 OPS in 69 games when he was placed on the DL...had a one-game rehab assignment with Single-A Stockton on July 2, was reinstated July 3 and hit .300 with 14 home runs, 42 RBI and a .921 OPS over his final 76 games...went 4-for-4 with two doubles, a walk and a stolen base July 7 at Cleveland...it was his first career four-hit game, his first stolen base and the first time he reached base safely five times in a game...reached base safely in a career-high 30 consecutive games from July 11 to Aug. 17...hit .342 with a .415 on-base percentage and .658 slugging percentage during the streak, which was the longest by an Athletic since Jack Cust had a 39-game streak from Aug. 26, 2008-April 18, 2009...had his first career four-RBI game July 23 at Texas...tied an Oakland record with two triples July 26 at Texas...also homered to join Adam Piatt (April 30, 2000 vs. Minnesota) as the only players in Oakland history to homer in a two-triple game...23 of his 33 hits from July 26 to Aug. 24 were for extra bases (13 doubles, three triples, seven home runs)...had a career-high and A's season-high tying 14-game hitting streak from July 31 to Aug. 17...hit .328 with 12 runs, eight doubles, a triple, three home runs and nine RBI during the streak...batted .322 in July...tied for the AL lead in doubles (9) and ranked second in runs (22)...had his only two-homer game of the season and the second of his career Aug. 26 at Minnesota...batted .319 with 22 runs, 12 doubles, one triple, nine home runs

and 18 RBI in 27 games in August...led the majors with 22 extra base hits, which match the most by an Athletic in August since at least 1907 (Bob Johnson, 1938)...it was the second-highest total in any month in Oakland history to Reggie Jackson's 24 in June of 1969...tied for the Major League lead with 12 doubles, which fell one short of the Oakland record for August (13, Lowrie in 2013)... tied for third in the AL in home runs, which also fell one short of the Oakland record of 10 (Davis in 2018, Chavez in 2002, Brosius in 1995)...tied for fifth in the AL in runs and hits (36)...had seven doubles over a 10-game stretch from Sept. 3 to 14...went 1-for-5 in a start at third base in the Wild Card game at New York on Oct. 3...had surgery on his right thumb following the season... Dr. Steven Shin performed an ulnar sided sesamoid bone excision along the right thumb at the Cedars-Sinai Kerlan-Jobe Institute in Los Angeles on Oct. 16...also had surgery on his left shoulder two months later...Dr. William Workman performed a distal clavicle resection procedure at the Bass Surgical Center in Walnut Creek, Calif. on Dec. 14

**2017**—Was selected from Triple-A Nashville June 15 and started 83 of the A's 84 games at third base while on the active roster following his promotion (had a 14-day stint on the DL)...led Major League rookies in doubles (21) and extra base hits (37) after the All-Star Break and ranked third among American League rookies in runs (37), home runs (14) and RBI (37)...batted .234 with 14 home runs and 40 RBI in 84 games overall in his ML debut...ranked sixth among AL rookies in walks (32), seventh in doubles (23), eighth in extra base hits (39), ninth in total bases (137), 10th in home runs and tied for 10th in RBI...was the third baseman on *Baseball America's* All-Rookie Team...had 68 hits, 39 of which went for extra bases (57.4%)...that was the second highest percentage of hits going for extra bases in Athletics history among players with 250 or more plate appearances (59.8%, McGwire in 1995)...turned 34 double plays in 84 games as a third baseman, which ranked fourth among AL third basemen...they were the most in ML history among third basemen with fewer than 100 games played...averaged 3.57 total chances per nine innings, which is the best mark in Oakland history by a third baseman with 40 or more games played... committed 13 errors, which tied for sixth most among AL third basemen...his 83 starts were the most by an A's rookie third baseman since Eric Chavez had 98 in 1999...hit .284 at home compared to .183 on the road...hit .197 against a pitcher the first time he saw him in a game, .309 after that...was selected from Nashville June 15 and made his ML debut that night against New York (AL)...went 0-for-3 with two walks...collected his first big league RBI on a second inning ground out against the Yankees on June 16...then had the game-winning two-run single in the bottom of the eighth inning off Jonathan Holder for his first hit...started all four games at third base in the series against New York and went 3-for-14 (.214) with three RBI and seven strikeouts before he was placed on the 10-day disabled list June 22 retroactive to June 19 with left knee cellulitis...was reinstated July 3...hit his first Major League home run July 15 off Corey Kluber, a solo blast in the third inning...added his second home run in the eighth inning and the two-homer game came in the 13th game of his career...at the time, the only other player in Oakland history with a two-homer game that early in his career is Mitchell Page, who did it in his sixth game on April 13, 1977...also doubled in the fifth inning for the first three-hit game of his career...homered in three straight games July 22-24 to become the first A's rookie to homer in three straight games since Josh Donaldson (Aug. 29-31, 2012)...batted .277 with 15 RBI in 27 games in August...added 10 doubles and four home runs for a .511 slugging percentage...tied for third in the AL in doubles in August...was ejected from the game in the fourth inning Sept. 6 by home plate umpire Mike Everitt...hit .257 with 16 home runs and 30 RBI in 49 games with Nashville...added six doubles and two triples for a .589 slugging percentage...the home runs were tied for third most in the Pacific Coast League and tied for fifth in all of the minor leagues at the time of his June 15 promotion to Oakland...also ranked fifth in the PCL in slugging...hit .304 with 11 home runs and 19 RBI over his final 28 games...hit .320 against left-handed pitching and .247 with 15 of his 16 home runs against right-handers...batted .301 at home, .338 in the sixth inning or later and .417 with a .475 on-base percentage when leading off an inning...went 0-for-7 with six strikeouts over his first two games before going on the disabled list April 8 with a sprained left wrist...was reinstated from the DL April 22...stole two of his five bases for the season on April 28 against New Orleans... had two home runs May 2 at Round Rock...homered in three straight games from May 16-18 and had six home runs over a 10-game span from May 16-25...batted .272 with 11 home runs and 20 RBI in 29 games in May...the home runs led all of minor league baseball...hit safely in each of his final 11 Triple-A games beginning June 2...went 14-for-42 (.333) with five home runs and 10 RBI during the streak.

**2016**—Was named Texas League Player of the Year after batting .244 with 29 home runs and 83 RBI in 117 games with Double-A Midland...led the league in runs (78), home runs, slugging percentage (.521), extra base hits (59) and strikeouts (147), ranked second in RBI, tied for third in walks (59), tied for fourth in total bases (228) and 10th in doubles (26)...was named to the TL Midseason and Postseason All-Star teams and was a *Baseball America* Double-A All-Star...was promoted to Triple-A Nashville in mid-August and hit .197 with seven home runs and 13 RBI in 18 games with the Sounds...combined to hit .237 with 36 home runs and 96 RBI in 135 games...the home runs were third most in all of minor league baseball behind Dylan Cozens (40) and Rhys Hoskins (38) of the Phillies organization...also tied for fourth in the minors in extra base hits (68), ranked sixth in total bases (267) and tied for 10th in RBI...led the A's farm system in home runs, RBI, runs (92), extra base hits and total bases, ranked second in slugging (.519) and third in walks (68)...hit 21 home runs and drove in 60 runs over his final 67 contests...batted .282 with a .709 slugging percentage against left-handed pitching compared to .225 and .468 against right-handers...led TL third basemen in fielding (.971), total chances (342), putouts (87), assists (245) and double plays (41)...overall, he appeared in 118 games at third base and 10 at shortstop...committed 11 errors as a third baseman (.973 fielding percentage) and five as a shortstop (.911)...was rated as the A's No. 3 prospect by *Baseball America* following the season...went 3-for-4 with two home runs and five RBI April 17 against Northwest Arkansas...it was his first of five multi-homer games...went 4-for-8 in a 15-inning game on May 17 against Frisco...had his second two-homer game of the season May 25 at Springfield...started at third base for the South Division All-Stars in the Texas League All-Star Game on June 28 at Springfield and went 0-for-2 with a walk...went 4-for-5 with three doubles and four RBI on July 19 against Corpus Christi...hit .342 with seven home runs and 22 RBI over his final 20 games with Midland...finished July with 27 RBI in 29 games...had two home runs and a season-high six RBI Aug. 6 against Corpus Christi...added another two-homer game four days later on the 10th at Tulsa...was named TL Player of the Week Aug. 15 after going 7-for-22 (.318) with three doubles, three home runs and eight RBI in six games during the week of Aug. 8-14...was promoted to Nashville Aug. 17...had seven home runs and 11 RBI over his final 13 contests...combined in the month of August for nine home runs and 24 RBI in 28 games...hit three home runs Sept. 3 at New Orleans and matched his season high with four hits...went 2-for-14 (.143) with three walks in four postseason games for Nashville.

**2015**—Spent the entire season at Single-A Stockton but appeared in just 80 games due to two stints on the disabled list...batted .250 with 23 home runs and 57 RBI...despite the limited playing time, he led the A's farm system in home runs and tied for seventh with 47 extra base hits...tied for seventh in the California League in home runs for the season but his 23 home runs were the most in the league from May 7 to Aug. 3 (between his two stints on the DL)...hit .259 against right-handed pitching compared to .215 against left-handers...appeared exclusively at third base on defense where he committed 19 errors in 77 games for a .922 fielding percentage...began the season on the DL with a strained left knee and was reinstated May 7...connected for his lone two-homer game of the season May 31 against Lake Elsinore...had six home runs and 12 RBI over an 11-game stretch from June 19 to July 3...then had nine home runs and 19 RBI over a 19-game stretch from July 12 to Aug. 1...had his best month in July when he hit .280 with 10 doubles, a triple, 10 home runs and 22 RBI in 29 games...slugged .673...tied for the lead in all of minor league baseball in July home runs (Adam Duvall, Louisville) and tied for second in extra base hits (21)...was placed on the DL a second time Aug. 4 with a left wrist contusion...was reinstated Sept. 2 and went 0-for-11 over his final three games...was not on the Ports postseason roster...was rated as the A's third-best prospect by *Baseball America* following the season.

**2014**—Spent most of his first professional season at Single-A Beloit of the Midwest League where he batted .237 with five home runs and 20 RBI in 50 games...also appeared in three games with the A's affiliate in the Arizona Rookie League and one with Double-A Midland and hit .246 in 54 games overall...hit .343 when leading off an inning...appeared exclusively at third base on defense where he committed 12 errors in 41 games for a .910 fielding percentage...went 2-for-5 with a double in his professional debut with the A's affiliate in the Arizona Rookie League on June 20 against the Angels...was transferred to Beloit June 23 and hit his first professional home run June 29 against Kane County...was on the disabled list from July 17 to 24 with a left hip contusion...hit his first career grand slam Aug. 22 against Quad Cities and had a season-high six RBI...was sent to Midland Sept. 1 and went 0-for-3 in his only game that day at Frisco...then batted

.310 with two home runs and four RBI in eight postseason games to help the RockHounds to the Texas League Championship...was rated as the A's fourth-best prospect by *Baseball America* following the season.

## PERSONAL/MISCELLANEOUS

Matthew James Chapman was originally signed by A's scout Eric Martins...graduated from El Toro (CA) High School...attended Cal State Fullerton...was All-Big West Honorable Mention as a freshman, Second Team as a sophomore and First Team as a junior...was a *Baseball America* and Louisville Slugger Third-Team All-American as a junior.

### LIFETIME PLAYING RECORD

Year	Club	AVG.	G	AB	R	H	2B	3B	HR	RBI	SH	SF	HP	BB	SO	SB	CS	OBP	SLG	E
2014	AZL Athletics	.429	3	14	1	6	1	1	0	0	0	0	0	1	1	0	0	.467	.643	1
	Beloit	.237	50	190	22	45	8	3	5	20	0	0	5	7	46	2	1	.282	.389	11
	Midland	.000	1	3	0	0	0	0	0	0	0	0	0	0	0	0	0	.000	.000	0
2015	Stockton	.250	80	304	60	76	21	3	23	57	0	4	5	39	79	4	1	.341	.566	19
2016	Midland	.244	117	438	78	107	26	4	29	83	0	4	3	59	147	7	4	.335	.521	15
	Nashville	.197	18	76	14	15	1	1	7	13	0	0	0	9	26	0	0	.282	.513	1
2017	Nashville	.257	49	175	30	45	6	2	16	30	0	3	1	25	63	5	4	.348	.589	7
	OAKLAND	.234	84	290	39	68	23	2	14	40	0	2	2	32	92	0	3	.313	.472	13
	Stockton	.000	2	7	0	0	0	0	0	0	0	0	0	1	3	0	0	.125	.000	0
2018	OAKLAND	.278	145	547	100	152	42	6	24	68	0	2	9	58	146	1	2	.356	.508	20
	Stockton	.250	1	4	0	1	0	0	0	0	0	0	0	1	0	0	0	.250	.250	1
2019	OAKLAND	.249	156	583	102	145	36	3	36	91	0	3	11	73	147	1	1	.342	.506	9
Major League Totals		.257	385	1420	241	365	101	11	74	199	0	7	22	163	385	2	6	.341	.500	42

### CAREER TRANSACTIONS

**2014** — Selected by the Oakland Athletics in the 1st round (25th selection overall) of the First-Year Player Draft.

**2017** — On the disabled list, June 19 to July 2; included rehabilitation assignment to Stockton, July 1 to 2. **2018** — On the disabled list, June 15 to July 2; included rehabilitation assignment to Stockton, July 2.

### WILD CARD RECORD

Year	Club/Opp.	AVG.	G	AB	R	H	2B	3B	HR	RBI	SH	SF	HP	BB	SO	SB	CS	OBP	SLG	E
2018	OAK vs. NYY	.200	1	5	0	1	0	0	0	0	0	0	0	0	0	0	0	.200	.200	0
2019	OAK vs. TB	.333	1	3	0	1	0	0	0	0	0	0	0	1	0	0	0	.500	.333	0
Totals		.250	2	8	0	2	0	0	0	0	0	0	0	1	0	0	0	.333	.250	0

### ALL-STAR GAME RECORD

Year	Club/Site	AVG.	G	AB	R	H	2B	3B	HR	RBI	SH	SF	HP	BB	SO	SB	CS	OBP	SLG	E
2019	A.L./Cle.	—	1	0	1	0	0	0	0	0	0	0	0	1	0	0	0	1.000	—	0

### CHAPMAN'S CAREER BESTS

Hits: 4, July 7, 2018 at Cleveland

Home Runs: 2 (four times), August 15, 2019 vs. Houston; August 14, 2019 at San Francisco; August 26, 2018 at Minnesota; July 15, 2017 vs. Cleveland

Runs Batted In: 6, June 30, 2019 at Los Angeles (AL); 5, July 16, 2019 vs. Seattle

Stolen Bases: 1 (twice), last: August 30, 2019 at New York (AL)

Hitting Streak: 14, July 31 to August 17, 2018

Hitless Streak (At Bats): 17, May 22 to 26, 2018

Game Ending RBI: 2, June 20, 2019 vs. Tampa Bay (home run); May 10, 2019 vs. Cleveland (home run)

Grand Slams: None

Pinch-Hit Home Runs: None

Inside-The-Park Home Runs: None

Lead Off Home Runs: None



**RIGHT-HANDED PITCHER****Height/Weight:** 6-4 / 263**Bats/Throws:** Right / Right**Birthdate:** September 7, 1996**Opening Day Age:** 23**Birthplace/Resides:** Bani, Dominican Republic / Peravia, Dominican Republic**Major League Service:** None**Obtained:** Signed as a non-drafted free agent, March 24, 2015**Contract Status:** First year of a one-year contract through 2020**NON-ROSTER INVITEE****CAREER HIGHLIGHTS**

The native of the Dominican Republic was signed by the A's as a non-drafted free agent in 2015 and is 12-6 with nine saves and a 4.28 ERA in 93 games, including 13 starts, as a professional... has a .207 (126-for-608) opponents batting average and 226 strikeouts in 170.1 minor league innings (11.94 per nine innings)...however, has walked 150 (7.93 per nine innings) and has 57 wild pitches.

**2019 HIGHLIGHTS**

Pitched for three different teams in the A's farm system and was a combined 4-0 with two saves, a 2.89 ERA and .163 opponents batting average in a career-high 40 games, all in relief...struck out a career-high 93 batters in a career-high 62.1 innings, an average of 13.43 per nine innings...however, walked a career-high 43 (6.21 per nine innings)...surrendered just three home runs (0.43 per nine innings) after allowing two home runs in 108.0 innings over the first four seasons of his career...began the year at Low Single-A Beloit and had a 3.22 ERA in 13 appearances when he was moved up to High Single-A Stockton May 26...was 2-0 with both of his saves and a 3.16 ERA in 18 games with the Ports before he was transferred to Double-A Midland July 27...posted a 1.88 ERA in nine outings with the RockHounds...his opponents batting average broke down to .123 (9-for-73) against left-handed hitters compared to .183 (26-for-142) against right-handers...yielded all three of his home runs to righties...allowed a .120 average to batters leading off an inning but walked eight and hit one for a .254 on-base percentage...opponents hit .186 with runners in scoring position...pitched at least one inning in 38 of his 40 appearances, including two or more 16 times.

**MINORS:** Had a 5.68 ERA over his first five games with Beloit through April 18...walked a season-high four batters in 1.1 innings April 18 at Cedar Rapids...then posted a 2.25 ERA over his final eight games with the Snappers...logged a season-high 50 pitches in 1.2 innings May 9 against Fort Wayne...tossed a season-high 3.0 scoreless and hitless innings May 14 at Peoria and struck out a season-high five batters...had his second five-strikeout game May 17 against Kane County...was moved up to Stockton May 26 and tossed 2.0 scoreless and hitless innings in his Ports debut on May 29 against Modesto...recorded both of his saves over a three-game span in June (June 21 vs. San Jose, June 28 at San Jose)...compiled a 1.88 ERA in nine games in June but then logged a 6.10 ERA in nine games in July...had a 1.40 ERA over his first 12 games with Stockton through July 6...then allowed a season-high three runs on a season-high tying three hits in 1.2 innings at Lancaster on July 11 and posted an 8.53 ERA over his final six appearances at Single-A...was promoted to Midland July 27 and allowed three runs in 2.2 innings over his first two games...did not allow a run in six of his final seven outings (0.77 ERA)...posted a 1.59 ERA in seven appearances in August...made one postseason appearance for Midland on Sept. 7 against Amarillo in Game 4 of the Texas League Semifinals (1.2 ip, 2 h, 2 r, 2 er, 2 bb, 3 so).

**CAREER**

**2018**—Began the year in extended spring training and made one start with Short-Season Single-A Vermont and 11 relief appearances with Single-A Beloit before spending the final month of the season on the disabled list...combined for a 4.91 ERA and .158 opponents batting in 12

games...struck out 19 batters in 11.0 innings (15.55 per nine innings), but walked 18 (14.73 per nine innings)...his opponents batting average broke down to .130 against right-handed hitters compared to .200 against left-handers...opponents hit .125 when leading off an inning but he issued five walks for a .462 on-base percentage...yielded a .200 average with runners in scoring position...began the year in extended spring training...made one start with Vermont on June 18 against Connecticut and walked the only batter he faced...that batter later scored...was moved up to Beloit June 21...did not allow an earned run in five of his final six appearances beginning July 12 (1.29 ERA)...struck out a season-high four batters July 19 against Bowling Green...tossed a season-high 1.2 scoreless innings Aug. 2 against Kane County...that was his final appearance of the season as he was placed on the disabled list Aug. 3 with a sprained right ankle.

**2017**—Spent the entire season at Short-Season Single-A Vermont and was 2-0 with five saves and a 3.43 ERA in 15 relief appearances...allowed a .203 opponents batting average but walked 18 in 21.0 innings (7.71 per nine innings)...struck out 29 (12.43 per nine innings)...surrendered just one home run but had eight wild pitches...tied for 10th in the New York-Penn League in saves...his opponents batting average broke down to .125 against right-handed hitters compared to .294 against left-handers...yielded a .186 average with runners on base...tossed at least one inning in 14 of his 15 appearances, including a season-high 2.0 innings five times...did not allow an earned run over a six-game stretch from June 26 to July 21 (9.1 ip)...compiled a 1.64 ERA and had four of his five saves in seven appearances in July...struck out a season-high five batters in 2.0 scoreless innings on Aug. 17 against Lowell...did not allow a run in one postseason appearance (1.0 ip, 2 bb).

**2016**—Went 5-1 with two saves and a 7.12 ERA in 14 relief appearances with the A's affiliate in the Arizona Rookie League in his first season in the United States...the wins and ERA were career highs, as were his 39 hits, 31 runs and 19 wild pitches...struck out 48 batters in 36.2 innings (11.78 per nine innings) but also walked 33 (8.10 per nine innings)...did not allow a home run...led the AZL in walks and tied for the lead in wins...had a career-high .277 opponents batting average, which broke down to .190 against left-handed hitters compared to .313 against right-handers...tossed two or more innings in 12 of his 14 outings...struck out a career-high tying six batters June 23 at the Giants, July 30 against the Royals and Aug. 28 against the Cubs...allowed one run in 3.1 innings of relief Aug. 18 against the Indians for his first professional save.

**2015**—Made his professional debut with the A's affiliate in the Dominican Summer League and went 1-5 with a 4.12 ERA in 12 starts...the losses and games started are career highs...did not allow a home run in 39.1 innings...walked 38 and struck out 37...allowed a .221 opponents batting average, including .196 against right-handed hitters and .189 with runners in scoring position...made his debut June 10 against the Rays (2.1 ip, 2 h, 1 r, 0 er, 2 bb, 2 so)...was credited with his first win July 22 at the Indians when he tossed 5.0 scoreless and hitless innings (5 bb, 3 so).

## PERSONAL/MISCELLANEOUS

Wandisson Charles was originally signed by JC De La Cruz, Amauris Reyes, and Pablo Marmol.

### LIFETIME PITCHING RECORD

Year	Club	W	L	ERA	G	GS	CG	SHO	SV	IP	H	R	ER	HR	HB	BB	IBB	SO	WP	BK
2015	DSL A's	1	5	4.12	12	12	0	0	0	39.1	31	23	18	0	3	38	0	37	11	1
2016	AZL A's	5	1	7.12	14	0	0	2	36.2	39	31	29	0	1	33	0	48	19	0	
2017	Vermont	2	0	3.43	15	0	0	0	5	21.0	15	10	8	1	1	18	0	29	8	1
2018	Vermont	0	0	INF	1	1	0	0	0	0.0	0	1	1	0	0	1	0	0	0	0
	Beloit	0	0	4.91	12	1	0	0	0	11.0	6	7	6	1	1	18	0	19	4	0
2019	Beloit	1	0	3.22	13	0	0	0	0	22.1	12	9	8	1	1	20	0	37	6	2
	Stockton	2	0	3.16	18	0	0	0	2	25.2	14	15	9	1	3	18	0	39	9	0
	Midland	1	0	1.88	9	0	0	0	0	14.1	9	4	3	1	0	5	0	17	0	0
<b>Minor League Totals</b>		<b>12</b>	<b>6</b>	<b>4.28</b>	<b>93</b>	<b>13</b>	<b>0</b>	<b>0</b>	<b>9</b>	<b>170.1</b>	<b>126</b>	<b>99</b>	<b>81</b>	<b>5</b>	<b>10</b>	<b>150</b>	<b>0</b>	<b>226</b>	<b>57</b>	<b>4</b>

### CAREER TRANSACTIONS

**2015** — Signed by the Oakland Athletics as a non-drafted free agent, March 24.

**INFIELDER****Height/Weight:** 6-3 / 185**Bats/Throws:** Switch / Right**Birthdate:** December 26, 1997**Opening Day Age:** 22**Birthplace/Resides:** Charlotte, North Carolina / Seneca, South Carolina**Major League Service:** None**Obtained:** Selected in the 1st round of the 2019 First-Year Player Draft**Contract Status:** First year of a one-year contract through 2020

NON-ROSTER INVITEE

**CAREER HIGHLIGHTS**

Was the A's 1st round pick and the 29th selection overall in the 2019 First-Year Player Draft...hit .239 with four home runs and 12 RBI in 54 games in his professional debut with Short-Season Single-A Vermont...was drafted out of Clemson University where he was a two-time All-Atlantic Region selection, a two-time All-ACC selection and a three-time All-ACC Academic selection...was rated as the A's number nine prospect by *Baseball America* following the 2019 season.

**2019 HIGHLIGHTS**

Made his professional debut with Vermont of the Short-Season Single-A New York-Penn League and hit .239 with four home runs and 12 RBI in 54 games...added 31 walks for a .345 on-base percentage...was successful in all five of his stolen base attempts...ranked fourth in the NYPL in runs scored (42) and ninth in walks...hit .152 with a .446 OPS over his first 25 games through July 28...then batted .310 with a .860 OPS over his final 29 contests...batted .248 (41-for-165) with all four of his home runs and all 12 of his RBI against right-handed pitching compared to .200 (8-for-40) against left-handers...however, had a .385 on-base percentage against lefties, .333 against righties...hit .283 with three of his four home runs with the bases empty, .169 with runners on...however, batted .270 with runners in scoring position...slugged three of his four home runs at home...hit .172 with two outs...appeared exclusively at shortstop on defense where he made 50 starts...committed 12 errors for a .948 fielding percentage...also went 2-for-14 (.143) in four games at designated hitter...hit .304 with a .403 on-base percentage in 29 games batting first and .152 in 22 games hitting second...also hit third once and fifth twice...was rated as the A's number nine prospect by *Baseball America* following the season.

**VERMONT:** Went 0-for-10 over his first three games before singling July 1 at Lowell for his first professional hit...stole second base in the first inning July 14 against Batavia, the first stolen base of his career...the second came five innings later...hit .089 over his first 13 games...then had a season-best five-game hitting streak from July 15-21 (5-for-19, .243)...drove in the first run of his career in his 21st game on July 24 at Hudson Valley...hit his first home run July 27 against Brooklyn...batted .193 with a .304 on-base percentage in 24 games in July...then hit .301 with a .400 on-base percentage in 26 games in August...matched his season high with a five-game hitting streak from Aug. 2-7...went 10-for-21 (.476) with four multiple hit games during the streak...had his first career three-hit game Aug. 6 against Staten Island...then had back-to-back three-hit games on Aug. 14 and 15 against Brooklyn...had his first career three-RBI game in the latter contest...walked a season-high three times Aug. 16 against the Cyclones.

**PERSONAL/MISCELLANEOUS**

Logan Douglas Davidson was originally signed by A's scout William Avent...graduated from Providence High School where he was North Carolina Gatorade Player of the Year as a senior...graduated from Clemson University in three years...started every game at shortstop in three seasons with the Tigers, hitting .290 (211-for-728) with 171 runs, 45 doubles, two triples, 42 home runs and 142 RBI in 187 games...was a two-time All-Atlantic Region selection, a two-time All-ACC selection and a three-time All-ACC Academic selection...his father, Mark, played six seasons in the Majors with Minnesota (1986-88) and Houston (1989-91) and earned a World Series title with the Twins in 1987.


## LIFETIME PLAYING RECORD

Year	Club	AVG.	G	AB	R	H	2B	3B	HR	RBI	SH	SF	HP	BB	SO	SB	CS	OBP	SLG	E
2019	Vermont	.239	54	205	42	49	7	0	4	12	0	0	2	31	55	5	0	.345	.332	12
Minor League Totals		.239	54	205	42	49	7	0	4	12	0	0	2	31	55	5	0	.345	.332	12

## CAREER TRANSACTIONS

**2016** — Selected by the Philadelphia Phillies in the 30th round of the First-Year Player Draft; did not sign.

**2019** — Selected by the Oakland Athletics in the 1st round (29th selection overall) of the First-Year Player Draft.



**DESIGNATED HITTER/OUTFIELDER**

**Height/Weight:** 5-11 / 205      **Bats/Throws:** Right / Right  
**Birthdate:** December 21, 1987      **Opening Day Age:** 32  
**Birthplace/Resides:** Lakewood, California / Paradise Valley, Arizona  
**Major League Service:** 6 years, 104 days  
**Obtained:** Acquired from Milwaukee for Bubba Derby and Jacob Nottingham, February 12, 2016  
**Contract Status:** First year of a two-year contract through 2021

**CAREER HIGHLIGHTS**

Is a .244 hitter with 216 home runs and 570 RBI in 908 games in seven seasons in the majors with Milwaukee (2013-15) and Oakland (2016-19)...has 156 home runs and 408 RBI in his four seasons with the A's...the home runs are third most in the majors over that span and the RBI rank fifth...is tied for eighth on the Oakland career home run list and ranks fifth with a .501 slugging percentage...topped 40 home runs and 100 RBI in three consecutive seasons from 2016-18 to become the 22nd player in Major League history with at least three straight seasons of 40 home runs and 100 RBI...is one of two Athletics to do it, along with Jimmie Foxx...led the majors with 48 home runs in 2018...spent the first seven seasons of his professional career in the Milwaukee organization before he was traded to the A's prior to the start of Spring Training in 2016...has appeared exclusively in left field on defense (500 games, 490 starts)...played in the Arizona Fall League in 2012...was a Midwest League Postseason All-Star in 2010.

**MLB LEADERS,  
2016-19**

**HOME RUNS**

- 160 Nelson Cruz
- 157 Nolan Arenado
- 156 Khris Davis**
- 146 Edwin Encarnacion
- 146 Mike Trout
- 146 J.D. Martinez

**RUNS BATTED IN**

- 491 Nolan Arenado
- 429 Nelson Cruz
- 427 Edwin Encarnacion
- 413 Anthony Rizzo
- 408 Khris Davis**

**2019 HIGHLIGHTS**

Was off to a strong start as he batted .247 with 12 home runs and 29 RBI over his first 43 games before going on the injured list retroactive to May 22 with a left hip/oblique contusion...was reinstated June 1 and hit .207 with 11 home runs and 44 RBI over his final 90 games...had 23 home runs and 73 RBI in 133 games overall...it was his sixth consecutive season with 20 or more home runs and he is one of nine Major Leaguers with 20 or more home runs in each of the last six seasons...it was his fourth straight 20-homer season with the A's and he is the first Athletic with four straight 20-homer seasons since Eric Chavez had seven straight from 2000-06...also has at least 70 RBI in each of the last four seasons and is the first Athletic to do that since Chavez (seven straight from 2000-06)...his 156 home runs over the last four years are third most in the majors and the most in Oakland history over a four-year span...they are the most by an Athletic since Jimmie Foxx had 186 from 1932-35...his 408 RBI over the last four years are fifth most in the majors and eighth most in Oakland history over a four-year span...hit .220, which snaps his streak of four consecutive seasons with a .247 batting average...had the third-lowest on-base percentage (.293) and OPS (.679) in the American League, the fourth-lowest batting average and the fifth-lowest slugging percentage (.387)...the batting average was seventh lowest in Oakland history...had career lows in batting, on-base percentage, slugging percentage and OPS...his 34 extra base hits were his fewest since collecting 21 in 56 games in his rookie season of 2013 with Milwaukee...hit .285 with 11 home runs in 130 at bats against left-handed pitching, .197 with 12 home runs in 351 at bats against right-handers...slugged .538 against lefties, .330 against righties...his slugging percentage against righties was second lowest in the AL (Sanchez, CWS .298)...batted a Major League low .172 at home, which was the lowest home batting average in Oakland history (previous: .185 by Mark McGwire in 1991)...had the second lowest home OPS (.542) to Bert Campaneris (.513 in 1969)...hit .270 on the road...batted .217 with all 23 of his home runs and 69 of his 73 RBI in 123 games as the designated hitter...led ML designated hitters in games played, ranked third in RBI and tied for third in home runs...now has 93 home runs and 251 RBI in 352 career games at DH with the A's...the home runs and RBI are second in Oakland history to Dave Kingman (98 HR and 290 RBI) and the games played are third

to Kingman (428) and Mitchell Page (355)...his average improved to .252 with runners in scoring position...was 1-for-13 with four RBI, a walk and eight strikeouts with the bases loaded...hit .102 with two strikes, which is third lowest by an Athletic since pitch count data became available in 1988...in addition to his 123 games at designated hitter, he was also 2-for-4 with two walks, a double and two RBI as a pinch hitter...is 5-for-10 (.500) with two walks, a double and two RBI in the pinch in four seasons with the A's...also appeared in four games in left field and did not commit an error in three chances...now has an 84-game errorless streak as an outfielder...made a team-leading 78 starts batting fourth, only one of which came after July 16 (the final game on Sept. 29)...now has 454 career games hitting clean-up, which is tied for third most in Oakland history...swung and missed at 35.0% of his pitches, which was the second-highest mark in the AL (Voit, NYY 35.1).

**OAKLAND:** Made his sixth consecutive Opening Day start on March 20 against Seattle in Tokyo... homered in the opener for the third consecutive season and now has an Athletics-record four career Opening Day home runs...broke the previous mark of three, which he shared with Jimmie Foxx, Dave Henderson and Terry Steinbach...also has eight RBI, which is tied with Henderson for second most in Oakland history to Steinbach (9)...had a two-run single in the seventh inning the next night against the Mariners for the 500th and 501st RBI of his career...homed five times in the first seven games, which matched Mark McGwire (1992) and Reggie Jackson (1974) for the most in Athletics history over the first seven games of the season...hit his 200th career home run April 10 at Baltimore, a seventh-inning solo shot off Josh Rogers...it came in his 790th career game, which were the ninth-fewest games in ML history for a player to reach 200 career home runs...homed twice in back-to-back games against the Orioles on April 10 and 11...it was the 11th time in Oakland history a player had back-to-back multi-homer games, the second over the last 20 years (Reddick, Aug. 9-10, 2013)...hit his 10th home run of the season in the A's 18th game on April 12 at Texas, which is the fewest games to 10 home runs in Athletics history...the previous earliest was Bob Cerv, who reached it in the Kansas City A's 19th game in 1958...would homer just 13 times over his final 115 games...batted .183 with two doubles and six RBI over an 18-game stretch from April 16 to May 8...agreed to terms on a two-year contract extension through the 2021 season on April 18...went 0-for-4 with four strikeouts April 26 at Toronto... it was his first of four four-strikeout games (July 26 vs. Texas, Aug. 20 vs. New York, Sept. 12 at Houston) and he now has 12 in his career...homed twice on May 13 at Seattle to snap a 20-game homerless streak, which was his longest as an Athletic at the time...was placed on the 10-day injured list May 24 retroactive to May 22 with a left hip/oblique contusion and did not have a rehab assignment...suffered the injury on May 5 in Pittsburgh but played in seven of the A's 15 games following that before going on the IL, batting .346 with two home runs and three RBI... was reinstated from the IL June 1...hit .190 over his first 10 games following his return but then batted .313 with three home runs and nine RBI over a 13-game stretch from June 11 to 25...went 10-for-77 (.130) with one double and eight RBI over a 21-game span from June 27 to July 26...had the walk-off walk in the ninth inning July 28 against Texas, his seventh career game-ending RBI... it was the first walk-off walk by an Athletic since Josh Reddick on June 1, 2013 against Chicago (AL)...hit the go-ahead home run in the bottom of the eighth inning July 30 against Milwaukee to snap a 29-game homerless streak...it was his longest homerless streak as an Athletic and the second longest of his career (36, Sept. 6, 2014-April 27, 2015)...it was his first home run since June 18 against Baltimore...had a career-high tying 14-game streak without an RBI from July 31 to Aug. 20 (third time, first time as an Athletic)...hit .174 with one home run and 10 RBI in 23 games in July...it was the lowest single-month batting average of his career until he batted .169 with two home runs and four RBI in 19 games in August...had his fourth two-homer game of the season Sept. 13 at Texas...it was the 26th of his career and his 20th as an Athletic...in Oakland history only McGwire (39), Jackson (28) and Canseco (21) have more multi-homer games...started at designated hitter in the AL Wild Card Game on Oct. 2 against Tampa Bay and went 0-for-4 with three strikeouts.

## CAREER

**2018**—Hit a Major League-leading and career-high 48 home runs and ranked second with a career-high 123 RBI...it was his third straight 40-homer season and his third straight 100-RBI season...is the 22nd player in ML history with at least three straight seasons of 40 home runs and 100 RBI, the first since Ryan Howard had four straight from 2006-09...is the second Athletic to do

## ATHLETICS MOST HOME RUNS, FOUR CONSECUTIVE SEASONS

186	Jimmie Foxx (1932-35)
180	Jimmie Foxx (1931-34)
173	Jimmie Foxx (1930-33)
158	Jimmie Foxx (1929-32)
156	Khrist Davis (2016-19)

it (Jimmie Foxx)...became the seventh player (12th time) in Athletics history to lead the majors in home runs, joining Socks Seybold (1901), Harry Davis (1904, 06), Tilly Walker (1918), Jimmie Foxx (1932, 33, 35), Mark McGwire (1987, 96) and Jose Canseco (1988, 91)...his 48 home runs ranked third in Oakland history and tied for fourth in Athletics history and were the most since McGwire had 52 in 1996...the 123 RBI tied for fourth in Oakland history as did his 175 strikeouts...is one of three Athletics with three 40-homer seasons (Foxx, 1932-34; McGwire, 1987, 92, 96) and is the 10th with three straight 100-RBI seasons (Frank Baker, Jose Canseco, Eric Chavez, Foxx, Jason Giambi, Bob Johnson, Al Simmons, Miguel Tejada, Gus Zernial)...hit 43 home runs a year earlier and his 91 home runs match McGwire's Oakland record for home runs in back-to-back seasons (1995-96)...hit 133 home runs from 2016-18, which are the most in Oakland history over a three-year stretch (previous: 125 by McGwire, 1995-97) and the most by an Athletic since Foxx had 150 from 1932-34...they are the most by a Major Leaguer over a three-year span since 2007-09 when Ryan Howard had 140...in addition to home runs and RBI, he also had career highs in at bats (576), runs (98), hits (142), extra base hits (77), hit by pitches (12) and sacrifice flies (tie, 7)...hit .247 for the fourth consecutive season...according to the Elias Sports Bureau, he is the first player in ML history to have the same batting average rounded to three decimal places in four consecutive seasons (min. 10 AB each year)...his .549 slugging percentage and .874 OPS were his best since his 56-game rookie season of 2013 (.596 and .949)...ranked fifth in the American League in slugging, tied for fifth in total bases, sixth in extra base hits and seventh in OPS...was also sixth in strikeouts, tied for sixth in hit by pitches, tied for seventh in sacrifice flies and tied for 10th in intentional walks (5)...led the A's in home runs, RBI, extra base hits, total bases, slugging, OPS and strikeouts...had more extra base hits (77) than singles (65) for the second consecutive season...hit 46 of his 48 home runs as a designated hitter, which fell one short of the ML record of 47 set by David Ortiz with Boston in 2006...had 118 RBI, which set an Oakland record for a DH and ranked seventh in ML history...broke the previous Oakland marks of 39 home runs and 114 RBI by Frank Thomas in 2006...won the Edgar Martinez Outstanding Designated Hitter Award after leading ML designated hitters in home runs and RBI...batted .247 in 139 games as the DH and his games played tied for fifth most in Oakland history...they were the most since Dave Parker had 140 in 1989...led the majors with 27 home runs in 64 games after the All-Star Break and ranked second in RBI (59)...the home runs were the most in Athletics history after the All-Star Break (previous, 24: Foxx in 1933 and McGwire in 1996)...led the majors in go-ahead home runs (21) and tied Ramirez (CLE) for the lead in go-ahead RBI (33)...the go-ahead home runs were second in Oakland history to the record of 23 by Reggie Jackson in 1969...the go-ahead RBI tied for third...ranked third in the AL in game-winning RBI (17)...set an Oakland record and led the majors with 19 home runs in the seventh inning or later...tied for the ML lead with 38 RBI in the seventh or later...set an Oakland record and tied for the ML lead with eight home runs in the eighth inning...set an Athletics record and led the majors with four extra inning home runs...hit 35 of his home runs at night, which broke the Oakland record (33, Canseco in 1991)...hit .256 with 37 of his 48 home runs against right-handed pitchers compared to .219 against left-handers...the home runs off righties were second in Oakland history (McGwire, 40 in 1996)...had 46 home runs and 121 RBI in 146 games batting clean-up...the RBI set an Oakland record for the number four hitter and were the most by an Athletic since Gus Zernial had 125 in 1951...the home runs were second in Oakland history (McGwire, 51 in 1996) and the games played ranked fourth and were the most since Dave Kingman had 157 in 1985...23 of his 48 home runs came with runners on base...for the third straight year, 25 came against the AL West, which was one short of the Oakland record (26, McGwire in 1992)...appeared in just 11 games on defense, including 10 starts, all in left field...singled in his only pinch hitting appearance...hit his third career Opening Day home run on March 29 against Los Angeles (AL)...started three consecutive games in left field from March 31-April 2, but those were his only starts in left field in an AL ballpark...made seven starts in left field in interleague play...had his first of seven two-homer games April 13 at Seattle...also had two-homer games June 8 against Kansas City, June 13 against Houston, July 22 against San Francisco, July 25 at Texas, Aug. 19 vs. Houston and Sept. 21 vs. Minnesota...it is the fourth time in Oakland history a player had seven or more multi-homer games in a season (8, Jackson in 1969; 7, Canseco in 1990 and McGwire in 1987)...broke a scoreless tie in

the bottom of the 12th inning with his third career walk-off home run May 5 against Baltimore... it marked the first time in Athletics history the A's won an extra-inning scoreless game on a walk-off home run and just the fourth time in Oakland history the A's won a scoreless game of any length on a walk-off homer (last: Scutaro, Aug. 25, 2004 vs. Baltimore)...went 4-for-4 with a hit by pitch May 17 at Toronto...it was his fourth career four-hit game and the second time he reached base safely five times (May 26, 2014 vs. Baltimore)...was batting .235 with 13 home runs and 38 RBI in 47 games when he was placed on the 10-day disabled list May 23 retroactive to May 21 with a strained right groin...did not have a rehab assignment before he was reinstated from the DL May 31...started 97 of the A's final 98 games in AL ballparks at designated hitter...had a career-high and A's season-high 14-game hitting streak from June 27 to July 12...hit .362 with seven doubles and 11 RBI during the streak...batted .307 with 18 home runs and 39 RBI over a 29-game stretch from July 22 to Aug. 23...the home runs matched Reggie Jackson in 1969 (May 31-July 2 and June 1-July 3) for the most over a 29-game stretch in Oakland history...began the stretch by homering in a career-best four straight games July 22-25...had six home runs and 13 RBI over that span...the home runs matched the most in Oakland history over a four-game stretch (Mark McGwire, June 27-30, 1987)...had five RBI July 25 at Texas, his fifth career game with five or more RBI...batted .323 with nine home runs and a Major League-leading 29 RBI in 25 games in July...tied for second in the AL in home runs and tied for third in hits (32) and extra base hits (17)...the RBI were second most in Oakland history in July (Canseco, 35 in 1991) and the most in any month since Frank Thomas had 31 in September of 2006...the home runs were the most by an Athletic in July since John Jaha had nine in 1999...the RBI and extra base hits were his most ever in a month...then hit 10 home runs in 27 games in August, which tied for the AL lead...it also matched the Oakland record for home runs in August (Brosius in 1995, Chavez in 2002)...it is the fourth time in his career he has homered 10 times in a month (11 in May 2016; 10 in April 2017; 10 in August 2015)...finished the year with nine home runs and 19 RBI in 25 games in September...tied for second in the AL in home runs in September, tied for third in runs (21) and tied for sixth in RBI...hit his second career grand slam Sept. 16 at Tampa Bay (also May 17, 2016 vs. Texas)...had his fourth career walk-off home run Sept. 21 against Minnesota...started at designated hitter in the Wild Card game Oct. 3 at New York and went 1-for-4...drove in all of the A's runs with a two-run home run off Zack Britton in the eighth inning.

**2017**—Hit 43 home runs after slugging 42 in 2016 to become the second player in Athletics history with back-to-back 40-homer seasons (Jimmie Foxx)...added 110 RBI after driving in 102 runs in 2016 and is the first Athletic with back-to-back 100 RBI seasons since Miguel Tejada (2000-03) and Eric Chavez (2001-03)...struck out a career-high 195 times, which fell two short of the Athletics record of 197 set by Jack Cust in 2008...had the second-most strikeouts in Athletics history, which tied for 10th most in American League history at the time...ranked second in the AL in home runs, third in RBI, tied for third in strikeouts, tied for fifth in grounded into double plays (20), tied for sixth in extra base hits (72) and tied for eighth in sacrifice flies (7)...batted .247 for the third consecutive season...slugged .528 and had a .336 on-base percentage...had career highs in games (153) and walks (73)...led the A's in runs, total bases (299), home runs, RBI, slugging percentage, strikeouts and grounded into double plays and tied for the lead in games, sacrifice flies, hit by pitches (6) and walks...hit 34 of his home runs as a left fielder, which is an Oakland record and the most by an A's left fielder since Bob Cerv hit 37 of his 38 home runs in 1958 as a left fielder...26 came at home, which tied for second most in Oakland history and fell one short of Jason Giambi's record of 27 in 2001...led the AL and tied for third in the majors in go-ahead RBI (31)...tied for the AL lead and tied for second in the majors in go-ahead home runs (20)...the go-ahead home runs were the most by an Athletic since Jose Canseco also had 20 in 1991...hit .257 with 36 of his 43 home runs against right-handed pitchers...started 115 games in left field and 37 at designated hitter...committed just one error in 116 games as a left fielder and his .995 fielding percentage was second best in Oakland history by a left fielder at the time...however, his 1.95 total chances per nine innings are fourth fewest and his two assists match the fewest by a qualifier – two-thirds of team games (Henderson, 2 in 142 games in 1998)...was the A's Opening Day starter in left field on April 3 against Los Angeles (AL) and went 3-for-4 with two home runs and two RBI...became the second player in Oakland history with two home runs on Opening Day (Jason Giambi, 2000 vs. Detroit)...it was his first of four multi-homer games (April 28 at Houston, June 28 at Houston, Aug. 25 vs. Texas)...tied the Oakland Opening Day record for total bases with nine (Reggie Jackson, 1974 at Texas)...became the first Athletic with three hits on Opening Day



## OAKLAND A'S MOST RBI, FOUR CONSECUTIVE SEASONS

490	Jason Giambi (1998-2001)
465	Miguel Tejada (2000-03)
451	Jason Giambi (1997-2000)
443	Miguel Tejada (1999-2002)
420	Mark McGwire (1987-90)
411	Jose Canseco (1986-89)
410	Eric Chavez (2000-03)
408	Khris Davis (2016-19)

since 2002 (David Justice and Jeremy Giambi vs. Texas)... went 0-for-4 April 13 at Kansas City to snap a career-high 18-game reaching base streak dating back to Sept. 23, 2015...struck out in 21 consecutive games from April 17 to May 10 (33 strikeouts total) to set an Athletics record for consecutive games with a strikeout by a non-pitcher...broke that mark by fanning in 22 consecutive games from Aug. 11 to Sept. 5 (33 strikeouts total)...the streak is third longest by any Athletic (34, Vida Blue, April 9-Sept. 12, 1971; 29, Jim Nash, May 12, 1967-April 24, 1968)... finished April with 10 homers to become the sixth player in Oakland history to hit 10 or more home runs in April, the first since Nick Swisher in 2006...matched his career high with four strikeouts May 8 against Los Angeles (AL), his first of three four-strikeout games... played in the 500th game of his career May 6 against Detroit...had 112 career home runs and is the 25th player in Major League history with at least that many home runs in the first 500 games of his career...committed his only error of the season May 31 at Cleveland and went errorless over his final 69 games in the outfield...had his third career walk-off hit June 15 against New York (AL), a two-run single in the bottom of the 10th...slugged his 100th career double June 22 against Houston...hit his second career walk-off home run July 15 against Cleveland (also May 17, 2016 vs. Texas)...snapped a career-high 0-for-20 streak with his 500th career hit Aug. 22 at Baltimore, a home run in the ninth inning off O'Day...batted .321 in September.

**2016**—Was acquired from Milwaukee on Feb. 12 for Bubba Derby and Jacob Nottingham and went on to bat .247 with 42 home runs and 102 RBI in 150 games...became the fifth player in Oakland history (Canseco, Giambi, Jackson, McGwire) and seventh in Athletics history (Foxy, Zernial) to hit 40 home runs...his 42 home runs tied for third in the American League and were the most by an Athletic since Jason Giambi had 43 in 2000...became the 17th player in Oakland history to drive in 100 runs, the first since Frank Thomas in 2006 (114)...struck out 166 times, which ranked seventh in the AL...matched his career high in triples (2)...led the A's with 137 hits, which were second fewest by a team-leader in Oakland history in a non-strike season (136, Dave Revere in 1979)...also led the club in runs (85), hits, home runs, RBI, slugging (.524), extra base hits (68) and total bases (291)...tied for second in the majors with 23 home runs after the All-Star Break...batted .267 with 31 of his 42 home runs at night...tied for second in the majors in night home runs and had the second-best total in Oakland history...hit 27 of his home runs as a left fielder, which was second most in the AL...slugged 25 home runs against AL West competition, which fell one short of the Oakland record of 26 (McGwire, 1992)...hit 10 home runs against Texas, which were the most in Oakland history against any team...added eight home runs against Seattle, which were the most by an Athletic against the Mariners...had 10 first-pitch home runs, which tied for fourth in the AL...had 42 home runs and 42 walks and his .307 on-base percentage was fourth lowest in Major League history by a 40-home run hitter...appeared exclusively in left field on defense, where he committed five errors in 93 games...the errors were second most among AL left fielders (Grossman, MIN 8) and were the most by an A's left fielder since 1991 (8, R.Henderson)...made a team-leading 87 starts batting clean-up...was the A's Opening Day starter in left field on April 4 against Chicago (AL) and went 0-for-4 with three strikeouts...hit his first home run as an Athletic April 21 at New York (AL) to start a 25-game stretch where he batted .267 with 12 home runs and 26 RBI...had his first of five multi-homer games May 2 against Seattle...had his first career three-homer game May 17 against Texas and matched his career-high with six RBI (Aug. 6, 2015 vs. San Diego)...his third home run was the game-winning grand slam in the bottom of the ninth inning...it was the seventh walk-off grand slam in Oakland history...according to the Elias Sport Bureau, he joins Joey Votto (May 13, 2012 vs. Washington) as the only players in Major League history to cap a three-homer game with a walk-off grand slam...it was his first career grand slam and his second career walk-off RBI...had 11 home runs and 26 RBI in 27 games in May...the home runs are his most ever in a month...tied for the Major League lead in May home runs (Duvall, CIN) and ranked fourth in RBI...is the first Athletic to hit 11 or more home runs in a month since Jason Giambi hit 13 in Sept. 2000...the RBI were the most by an Athletic in a month since Frank Thomas had 31 in Sept. 2006...had the third-best May home run total in Oakland history and tied for the third-best RBI total...drove in five runs on June 13 against Texas...batted

.300 with seven home runs and 13 RBI over a 13-game stretch from July 15 to 29...that included two-homer games on July 16 against Toronto and July 27 at Texas...homered in three consecutive games for the second time in his career Aug. 12-14...that started a 16-game stretch where he hit .317 with seven home runs and 15 RBI...scored four runs in a game for the first time in his career Aug. 19 at Chicago (AL)...homered twice Sept. 18 against Texas and the second home run off Keone Kela in the eighth inning was the 100th of his career...was named AL Co-Player of the Week Sept. 19 along with Hanley Ramirez (BOS) after batting .400 with nine runs, a double, five home runs, 13 RBI and seven walks in seven games...it was his first career Player of the Week award.

**2015**—Batted .247 with 27 home runs and 66 RBI in 121 games with Milwaukee...had a career high in stolen bases (6) and matched his best in triples (2)...led the Brewers and tied for 10th in the National League in home runs despite spending over a month of the season on the DL with a torn meniscus in his right knee...hit 21 of his home runs after the All-Star Break, which ranked second in the NL and tied for third in the majors...tied for fifth in the NL in post-break RBI (48)... hit .296 with 16 home runs and 43 RBI in 66 games at home...tied for eighth in the NL in home runs at home...hit 15 home runs in 41 day games (fourth in the NL)...10 of his home runs came in the seventh inning or later, which tied for third in the NL...made 107 starts, all in left field... committed five errors, which were the most among NL left fielders and tied for the most in the majors...had just one assist in 108 games overall in the outfield...went 4-for-11 (.364) with two walks, two home runs and three RBI as a pinch hitter...tied for third in the NL in pinch homers... made his second consecutive Opening Day start in left field for Milwaukee April 6 against Colorado and went 1-for-4...hit his first home run of the season April 29 at Cincinnati to snap a career-high 36-game homerless streak dating back to his last home run on Sept. 5, 2014...matched his career high with four hits May 8 against Chicago (NL)...hit his second career pinch hit home run May 11 against Chicago (AL)...his third came later in the season on July 18 against Pittsburgh... had his first of five two-homer games May 25 against San Francisco...was batting .250 with five home runs and 16 RBI in 46 games when he was placed on the 15-day disabled list May 31 with a torn meniscus in his right knee...Dr. William Raasch performed surgery on the knee June 2...was reinstated from the DL July 7...had three two-homer games over a 13-game span from Aug. 6 to 19 and tallied 20 home runs and 41 RBI over his final 53 games starting Aug. 6...led the majors in home runs and tied for second in the NL in RBI from Aug. 6 through the end of the season...had two home runs and six RBI Aug. 6 against San Diego, two home runs and four RBI Aug. 9 against St. Louis and two home runs and five RBI Aug. 19 against Miami...the six RBI against the Padres were a career high...hit .228 with 10 home runs and 24 RBI in 26 games in August to earn Brewers Player of the Month honors...tied for the NL lead in home runs in August (Gonzalez, COL) and tied for third in RBI...earned the honor again in September/October after hitting .284 with 10 home runs and 20 RBI over his final 32 games...connected for his fifth two-homer game of the season Sept. 27 at St. Louis.

**2014**—Batted .244 with 22 home runs and 69 RBI in 144 games in his first full season in the Major Leagues...made 131 starts, all in left field...tied for 10th in the National League in extra base hits (61)...had a .258 batting average against left-handed pitchers compared to .239 against right-handers...hit .403 with four home runs and 10 RBI in 18 interleague games...recorded a career-high four hits April 5 at Boston and again May 26 against Baltimore...produced game-winning extra-inning hits April 20 at Pittsburgh (solo homer in 14th inning) and April 28 at St. Louis (RBI-triple in 12th inning)...gave the Brewers a 4-3 victory May 15 against Pittsburgh with a two-run walk-off single in the ninth inning off Mark Melancon...had a season-best nine-game hitting streak from May 22 to 31 (15-for-34, .441).

**2013**—Made his first career Opening Day roster and batted .279 with 11 home runs and 27 RBI in 56 games over three stints with Milwaukee...batted .294 with 11 home runs and 27 RBI in 41 games during his final stint beginning July 23, replacing the suspended Ryan Braun...led the team in home runs (11) and tied for the lead in RBI (27) over that span...made his Major League debut on Opening Day against Colorado and grounded into a fielder's choice as a pinch hitter... recorded his first ML hit with a double off Patrick Corbin April 6 against Arizona...hit his first ML homer with a pinch hit solo shot off Colt Hynes July 23 against San Diego...became the fifth player in franchise history to hit his first career ML homer as a pinch hitter...batted .255 with 13 home runs and 37 RBI in 69 games at Triple-A Nashville.

**2012**—Batted .349 with 12 home runs and 47 RBI in 76 games at Double-A Huntsville and Triple-A Nashville...also had a six-game rehab assignment from June 29-July 6 with the Brewers Arizona Rookie League club while he recovered from a strained right calf...was named Southern League Player of the Week for July 23-29 after batting .545 (12-for-22) with four home runs and nine RBI...was named Brewers Minor League Player of the Month for July after hitting .343 with seven home runs and 16 RBI in 19 games...played for the Phoenix Desert Dogs in the Arizona Fall League.

**2011**—Batted .280 with 17 home runs, 84 RBI and 10 stolen bases in 125 games with Single-A Brevard County (90 games) and Double-A Huntsville (35 games)...was a Florida State League Mid-season All-Star after hitting .327 with 10 home runs and 47 RBI with Brevard County before the All-Star Break...was named Brewers Minor League Player of the Month for April after hitting .350 with five home runs and 22 RBI in 22 games...was promoted to Huntsville July 22.

**2010**—Batted .280 with 22 home runs, 72 RBI and 17 stolen bases in 128 games with Single-A Wisconsin...was selected to the Midwest League's Midseason and Postseason All-Star teams as he ranked among the leaders in home runs (t-2nd, 22) and slugging percentage (4th, .499)...his 22 home runs set a new Wisconsin single-season franchise record...was named Midwest League Player of the Week for June 21-27 after batting .455 (5-for-11) with two home runs and four RBI.

**2009**—Went 0-for-1 in one game in his professional debut with Helena of the Rookie Pioneer League...was transferred to the Brewers affiliate in Arizona Rookie League Aug. 3, where he hit .243 with two home runs and eight RBI in 10 games.

## PERSONAL/MISCELLANEOUS

Christopher Adrian Davis was originally signed by Brewers scout Josh Belovsky...he and his wife, Jill, have two sons, Pablo and Phoenix...graduated from Deer Valley (AZ) High School...attended Cal State Fullerton...his father, Rodney, played professionally as an outfielder in the minor leagues with the Dodgers and later scouted for the Diamondbacks...enjoys reading, table tennis and video games.

## LIFETIME PLAYING RECORD

Year	Club	AVG.	G	AB	R	H	2B	3B	HR	RBI	SH	SF	HP	BB	SO	SB	CS	OBP	SLG	E
2009	Helena	.000	1	1	0	0	0	0	0	0	0	0	0	0	0	0	0	.000	.000	0
	AZL Brewers	.243	10	37	7	9	0	2	2	8	0	1	1	6	11	4	0	.356	.514	0
2010	Wisconsin	.280	128	457	86	128	26	4	22	72	2	4	15	77	120	17	10	.398	.499	3
2011	Brevard County	.309	90	304	50	94	21	1	15	68	0	7	9	51	70	10	5	.415	.533	2
	Huntsville	.210	35	124	10	26	7	1	2	16	0	1	1	10	23	0	0	.272	.331	1
2012	Huntsville	.383	44	128	23	49	9	0	8	23	1	0	5	20	33	2	2	.484	.641	2
	AZL Brewers	.368	6	19	7	7	0	0	3	5	0	0	1	2	7	1	1	.455	.842	0
	Nashville	.310	32	113	23	35	12	0	4	24	0	4	3	20	27	1	0	.414	.522	0
2013	MILWAUKEE	.279	56	136	27	38	10	0	11	27	0	1	5	11	34	3	0	.353	.596	1
	Nashville	.255	69	243	35	62	12	1	13	37	0	2	5	31	59	6	4	.349	.473	5
2014	MILWAUKEE	.244	144	501	70	122	37	2	22	69	0	6	10	32	122	4	1	.299	.457	3
2015	MILWAUKEE	.247	121	392	54	97	16	2	27	66	0	3	1	44	122	6	2	.323	.505	5
	Wisconsin	.100	6	20	1	2	0	0	0	2	0	1	0	3	2	0	1	.208	.100	0
2016	OAKLAND	.247	150	555	85	137	24	2	42	102	0	5	8	42	166	1	2	.307	.524	5
2017	OAKLAND	.247	153	566	91	140	28	1	43	110	0	7	6	73	195	4	0	.336	.528	1
2018	OAKLAND	.247	151	576	98	142	28	1	48	123	0	7	12	59	175	0	0	.326	.549	0
2019	OAKLAND	.220	133	481	61	106	11	0	23	73	0	2	3	47	146	0	0	.293	.387	0
Major League Totals		.244	908	3207	486	782	154	8	216	570	0	31	45	308	960	18	5	.316	.499	15

## CAREER TRANSACTIONS

**2006** — Selected by the Washington Nationals organization in the 29th round of the First-Year Player Draft; did not sign. **2009** — Selected by the Milwaukee Brewers organization in the 7th round of the First-Year Player Draft. **2015** — On the disabled list, May 31 to July 6; included rehabilitation assignment to Wisconsin, July 1 to 6. **2016** — Traded to the Oakland Athletics for minor league pitcher Bubba Derby and minor league catcher Jacob Nottingham, February 12. **2018** — On the disabled list, May 21 to 30. **2019** — On the injured list, May 22 to 31. On the paternity list, August 29 to 31.

## WILD CARD RECORD

Year	Club/Opp.	AVG.	G	AB	R	H	2B	3B	HR	RBI	SH	SF	HP	BB	SO	SB	CS	OBP	SLG	E
2018	OAK vs. NYY	.250	1	4	1	1	0	0	1	2	0	0	0	0	2	0	0	.250	1.000	0
2019	OAK vs. TB	.000	1	4	0	0	0	0	0	0	0	0	0	0	3	0	0	.000	.000	0
<b>Totals</b>		<b>.125</b>	<b>2</b>	<b>8</b>	<b>1</b>	<b>1</b>	<b>0</b>	<b>0</b>	<b>1</b>	<b>2</b>	<b>0</b>	<b>0</b>	<b>0</b>	<b>0</b>	<b>5</b>	<b>0</b>	<b>0</b>	<b>.125</b>	<b>.500</b>	<b>0</b>

## DAVIS' CAREER HIGHS

**Hits:** 4 (four times), last: May 17, 2018 at Toronto

**Home Runs:** 3, May 17, 2016 vs. Texas. 2 (25 times), September 13, 2019 at Texas; May 13, 2019 at Seattle; April 11, 2019 at Baltimore; April 10, 2019 at Baltimore; September 21, 2018 vs. Minnesota; August 19, 2018 vs. Houston; July 25, 2018 at Texas; July 22, 2018 vs. San Francisco; June 13, 2018 vs. Houston; June 8, 2018 vs. Kansas City; April 13, 2018 at Seattle; August 25, 2017 vs. Texas; June 28, 2017 at Houston; April 28, 2017 at Houston; April 3, 2017 vs. Los Angeles (AL); September 18, 2016 at Texas; July 27, 2016 at Texas; July 16, 2016 vs. Toronto; May 2, 2016 vs. Seattle; September 27, 2015 at St. Louis; August 19, 2015 vs. Miami; August 9, 2015 vs. St. Louis; August 6, 2015 vs. San Diego; May 25, 2015 vs. San Francisco; August 23, 2013 at Cincinnati

**Runs Batted In:** 6 (twice), May 17, 2016 vs. Texas; August 6, 2015 vs. San Diego; 5 (three times), last: July 25, 2018 at Texas

**Stolen Bases:** 1 (18 times), last: June 27, 2017 at Houston

**Hitting Streak:** 14, June 27 to July 12, 2018

**Hitless Streak (At Bats):** 20, August 16 to 22, 2017

**Game Ending RBI:** 7, July 28, 2019 vs. Texas (walk); September 21, 2018 vs. Minnesota (home run); May 5, 2018 vs. Baltimore (home run); July 15, 2017 vs. Cleveland (home run); June 15, 2017 vs. New York-AL (single); May 17, 2016 vs. Texas (grand slam); May 15, 2014 vs. Pittsburgh (single)

**Grand Slams:** 2, September 16, 2018 at Tampa Bay (Sergio Romo); May 17, 2016 vs. Texas (Shawn Tolleson)

**Pinch-Hit Home Runs:** 3, July 18, 2015 vs. Pittsburgh (Antonio Bastardo); May 11, 2015 vs. Chicago-AL (Zach Duke); July 23, 2013 vs. San Diego (Colt Hynes)

**Inside-The-Park Home Runs:** None

**Lead Off Home Runs:** None

## ATHLETICS TRIPLE PLAYS

### **Grounded Into (34; Philadelphia 23, Kansas City 3, Oakland 8)**

June 24, 1902 at Baltimore by Topsy Hartsel  
 May 5, 1903 at New York by Harry Davis  
 August 18, 1903 at St. Louis by Lave Cross  
 May 19, 1911 at Detroit by Harry Davis  
 July 16, 1911 at St. Louis by Amos Strunk  
 August 11, 1912 at Chicago by Jack Coombs  
 April 29, 1914 vs. Washington by Jack Barry  
 May 8, 1914 at Washington by Jack Lapp  
 July 24, 1915 at Cleveland by Nap Lajoie  
 August 23, 1917 at Detroit by Stuff McInnis  
 September 5, 1919 vs. Boston by Terry Turner  
 August 25, 1925 at Cleveland by Chick Galloway  
 June 24, 1926 vs. Washington by Max Bishop  
 April 26, 1929 vs. New York by Sammy Hale  
 September 21, 1931 vs. Detroit by Jimmie Dykes  
 June 19, 1932 at St. Louis by Mule Haas  
 July 21, 1934 at Detroit by Charlie Berry

April 27, 1935 vs. New York by Jimmie Foxx  
 September 20, 1936 vs. Boston by Chubby Dean  
 April 26, 1937 at New York by Chubby Dean  
 May 11, 1938 vs. St. Louis by Wally Moses  
 June 11, 1946 vs. Chicago by Irv Hall  
 August 14, 1951 vs. Boston by Hank Majeski  
 August 3, 1955 vs. Baltimore by Art Ceccarelli  
 May 16, 1957 at New York by Alex Kellner  
 July 23, 1960 at Washington by Whitey Herzog  
 June 23, 1968 vs. Washington by Dave Duncan  
 July 7, 1973 at Baltimore by Gene Tenace  
 August 8, 1977 at Texas by Manny Sanguillen  
 August 12, 1986 vs. Seattle by Carney Lansford  
 August 8, 1990 vs. Baltimore by Willie Randolph  
 May 14, 1994 at Kansas City by Geronimo Berroa  
 April 22, 2010 vs. New York (AL) by Kurt Suzuki  
 August 9, 2010 at Seattle by Mark Ellis

**OUTFIELDER****Height/Weight:** 6-2 / 205**Bats/Throws:** Left / Right**Birthdate:** May 31, 1995**Opening Day Age:** 24**Birthplace/Resides:** Metairie, Louisiana / Metairie, Louisiana**Major League Service:** None**Obtained:** Selected in the 2nd round of the 2017 First-Year Player Draft**Contract Status:** First year of a one-year contract through 2020

NON-ROSTER INVITEE

2020 ATHLETICS

**CAREER HIGHLIGHTS**

Was the A's 2nd round pick in the 2017 draft and is a .232 hitter with 26 home runs and 94 RBI in 184 games over three professional seasons...has started 141 games in right field, eight in left field, six in center field and four at first base...has played in the postseason in each of his three seasons...played for Mesa in the Arizona Fall League following the 2019 season and was named to the All-AFL Rising Stars team after leading the league with eight home runs in 23 games.

**2019 HIGHLIGHTS**

Made his Double-A debut with Midland and batted .219 with 11 home runs and 36 RBI in 80 games in a season shortened by a seven-week stay on the injured list with a shoulder injury...also stole 19 bases, which ranked 10th in the Texas League and fifth in the A's farm system...his .375 slugging percentage was the lowest of his three full seasons...played for Mesa in the Arizona Fall League following the season and was named to the All-AFL Rising Stars team after batting .256 with nine home runs and 20 RBI in 23 games...had more than twice as many home runs as any other player...also led the AFL in slugging (.634) and total bases (52), ranked second in OPS (.982), tied for second in RBI and extra base hits (12) and tied for fourth in runs (15)...with Midland, he batted .228 (58-for-254) with 10 of his 11 home runs against right-handed pitchers compared to .170 (8-for-47) against left-handers...hit eight of his 11 home runs on the road...had five home runs in 18 day games, six in 62 contests at night...started 69 games in right field and three in center field...had seven assists in 72 games overall in the outfield...committed four errors for a .973 fielding percentage...also went 5-for-32 (.156) in eight games as the designated hitter...hit in every spot in the order except first and ninth...saw his most action with 28 games batting seventh where he hit .314.

**MIDLAND:** Collected a career-high tying three hits, including a season-high two doubles, on Opening Day, April 4 at Frisco...had his second and final three-hit game of the season April 8 at Amarillo, putting his average at .364 over his first five games...then went 15-for-86 (.174) over his next 23 contests through May 5, which saw his average fall to .213...had the second two-homer game of his career May 7 at Northwest Arkansas (also Aug. 26, 2018 at Visalia) and matched his career-high with three RBI...the started a six-game stretch from May 7-13 where he went 8-for-24 (.333) with five RBI...then went 5-for-54 (.093) over his next 15 contests through June 4 to drop his average to a season-low .194...batted .146 in 22 games in May...had a season-high eight-game hitting streak from June 6-16 (11-for-34, .324)...was batting .211 with seven home runs and 24 RBI in 60 games when he was placed on the injured list June 20 with a sprained right shoulder...was reinstated Aug. 7 and hit .247 with four home runs and 12 RBI over his final 20 contests...stole a career-high two bases Aug. 27 vs. Amarillo...went 0-for-4 with a career-high four strikeouts Aug. 21 vs. Northwest Arkansas...had his second career four-strikeout game Aug. 29 at Northwest Arkansas...batted .333 (7-for-21) with a double, two home runs, four RBI, three runs scored and eight strikeouts in the postseason as he started all five games in right field for Midland in the Texas League Semifinals against Amarillo.

**CAREER**

**2018**—Spent most of the season at Single-A Stockton where he batted .199 with six home runs and 21 RBI in 47 games in a season shorted by a wrist injury...also appeared in 11 games with the

A's affiliate in the Arizona Rookie League and combined for a .216 average, seven home runs and 28 RBI in 58 games overall...had a career-high 16 doubles...batted .227 with all seven of his home runs against right-handed pitching compared to .178 against left-handers...hit .204 with runners in scoring position...started 38 games in right field, eight in left field, four at first base and three in center field...was also 3-for-8 (.375) in two games as the designated hitter...hit in every spot in the order except eighth and saw his most action with 18 games batting cleanup and 17 in the six spot...doubled in four straight games, April 7-9...was hitting .200 with seven doubles and five RBI in 15 games when he was placed on the disabled list April 21 with a strained right wrist...began a rehab assignment with the A's affiliate in the AZL June 18 and went 6-for-19 (.316) in five games before the assignment was halted June 27...collected his first career three-hit game June 20 against the Indians2 club...resumed his rehab July 16 and went 3-for-12 (.250) in six games before he was reinstated from the DL and sent back to Stockton July 28...hit .198 over his final 32 games...hit five of his six home runs over an 11-game span from Aug. 15-26...that included his first career two-homer game Aug. 26 at Visalia...went 1-for-4 with three strikeouts in one postseason game with Stockton before going on the DL a second time Sept. 7 with a fractured right hamate.

**2017**—Made his professional debut with Vermont of the Short-Season Single-A New York-Penn League and hit .274 with eight home runs and 30 RBI in 46 games...added 28 walks for a .385 on-base percentage...slugged .530 and had a .915 OPS...had a career-high four triples...tied for third in the NYPL in home runs and tied for eighth in extra base hits (22)...was named to the NYPL Mid-season All-Star team and went 2-for-3 with a stolen base for the North in a start at designated in the All-Star Game...batted .276 with all eight of his home runs against right-handed pitching, .270 against left-handers...hit .333 in April, .325 with a .400 on-base percentage when leading off an inning, .324 before the All-Star Break and .308 at home...started 34 games in right field and also appeared in one game in left field...committed his only error as a left fielder...also hit .405 in 11 games as the designated hitter...hit clean-up 44 times...was 0-for-3 in his debut in the first game of a July 11 doubleheader at Staten Island but then went 2-for-3 with a triple, two RBI and a walk in the night cap...connected for his first home run and stole his first base July 13 at Staten Island...hit .200 (3-for-15) with a home run, three RBI and a walk in four postseason games.

## PERSONAL/MISCELLANEOUS

Gregory Arthur Deichmann was originally signed by A's scout Kelcey Mucker...graduated from Brother Martin HS (LA)...played collegiately at Louisiana State...was First-Team All-American and First-Team All-SEC in 2017...hit .294 with 30 home runs and 130 RBI in 146 games in three seasons with the Tigers.

### LIFETIME PLAYING RECORD

Year	Club	AVG.	G	AB	R	H	2B	3B	HR	RBI	SH	SF	HP	BB	SO	SB	CS	OBP	SLG	E
2017	Vermont	.274	46	164	31	45	10	4	8	30	0	1	2	28	40	4	1	.385	.530	1
2018	Stockton	.199	47	166	18	33	14	0	6	21	0	1	1	17	63	0	1	.276	.392	4
	AZL A's	.289	11	38	9	11	2	2	1	7	0	0	0	5	8	0	0	.372	.526	0
2019	Midland	.219	80	301	42	66	10	2	11	36	0	3	2	34	103	19	5	.300	.375	4
<b>Minor League Totals</b>		<b>.232</b>	<b>184</b>	<b>669</b>	<b>100</b>	<b>155</b>	<b>36</b>	<b>8</b>	<b>26</b>	<b>94</b>	<b>0</b>	<b>5</b>	<b>5</b>	<b>84</b>	<b>214</b>	<b>23</b>	<b>7</b>	<b>.320</b>	<b>.426</b>	<b>9</b>


### CAREER TRANSACTIONS

**2016** — Selected by the Minnesota Twins in the 26th round of the First-Year Player Draft; did not sign. **2017** — Selected by the Oakland Athletics in the 2nd round of the First-Year Player Draft.

### ATHLETICS HOME RUN DERBY PARTICIPANTS

2019	Matt Chapman	1996	Mark McGwire
2014	*Yoenis Céspedes and Josh Donaldson	1994	Ruben Sierra
2013	*Yoenis Céspedes	1992	*Mark McGwire
2001	Jason Giambi	1990	Mark McGwire and Jose Canseco
1999	John Jaha	1987	Mark McGwire
1997	Mark McGwire	1986	Jose Canseco

\*indicates winner



**LEFT-HANDED PITCHER**

**Height/Weight:** 6-4 / 195

**Birthdate:** January 21, 1987

**Birthplace/Resides:** Wymore, Nebraska / Beatrice, Nebraska

**Major League Service:** 7 years, 50 days

**Obtained:** Acquired from the Kansas City Royals for minor leaguers Ismael Aquino and Dairon Blanco, July 27, 2019; re-signed December 3, 2019

**Contract Status:** First year of a two-year contract through 2021 with a club option for 2022.

**Bats/Throws:** Left / Left

**Opening Day Age:** 33

**CAREER HIGHLIGHTS**

Has pitched for five teams in eight seasons in the majors, including four teams over the last two years...is 15-22 with seven saves and a 3.90 ERA in 441 career appearances, all in relief...has more strikeouts (467) than innings pitched (374.0) for an average of 11.24 strikeouts per nine innings...was originally drafted by Philadelphia in the 30th round in 2007 and pitched for the Phillies (2012-15), Rangers (2015-18), Diamondbacks (2018) and Royals (2019) before he was dealt to the A's days before the 2019 trading deadline...was part of a combined no-hitter with Philadelphia on Sept. 1, 2014 at Atlanta, working a 1-2-3 seventh inning...recorded the win in his Major League debut on May 15, 2012 vs. Houston...pitched in the Arizona Fall League in 2010 and 2011 and was named to the Top Prospects Team in 2011.

**2019 HIGHLIGHTS**

Began the season with Kansas City and was 0-6 with a 4.75 ERA in 48 relief appearances when he was traded to Oakland on July 27...went 1-1 with a 4.43 ERA in 28 games with the A's and had a 4.65 ERA in a career-high 76 relief appearances overall...ranked second in the American League in games pitched...held the opposition to a .215 batting average but issued a career-high 39 walks and hit a career-high 11 batters in 62.0 innings for a .352 on-base percentage...the 11 hit batters matched the most by an AL reliever since at least 1908 (Dellin Betances, NYY in 2017 and Mitch Williams, TEX in 1986) and tied for second among Major League relievers (12, Carlos Marmol, CHC in 2009)...they tied for sixth among all AL pitchers in 2019...also had career highs in holds (31), losses (7) and earned runs (32) and his 84 strikeouts were second only to his 100 in 2014 with Philadelphia...averaged 12.19 strikeouts per nine innings...surrendered just three home runs and his average of 0.44 home runs per nine innings was third lowest among AL relievers...did not allow a home run in 20.1 innings with the A's...his .215 opponents batting average included a mark of .210 (30-for-143) against right-handed hitters compared to .224 (19-for-85) against left-handers...did not allow a home run to a lefty...allowed 10-of-39 (25.6%) inherited runners to score, which was ninth-lowest percentage in the AL...first batters faced hit .210 but he issued 10 first-batter walks, which tied for fourth most in the AL (.342 on-base percentage)...tied for the lead among AL relievers in holds and losses and ranked fifth in walks...combined for a 6.19 ERA in 47 appearances on zero or one day of rest...had a 2.36 ERA in 29 outings on two days rest or more...had a 2.20 ERA and .130 opponents batting average in the sixth and seventh innings, a 6.15 ERA and .248 opponents average from the eighth inning on...the opponents number four hitter was 1-for-21 (.048) off him with no RBI...logged a 6.52 ERA in 13 interleague appearances, a 4.30 ERA in 63 outings against AL teams...tossed one inning or fewer in 71 of his 76 relief appearances and his season high was 1.2 innings.

**KANSAS CITY:** Yielded two runs on a season-high three hits April 3 against Minnesota, his first of four games with three hits...that gave him an 8.10 ERA over his first four games...did not allow a run in 14 of his next 16 appearances from April 7 to May 12 and had a 1.32 ERA and .091 opponents batting average over that span...allowed just 1-of-12 inherited runners to score...issued a season-high two walks April 21 at New York (AL), his first of six two-walk games...had a season-high 8.2-inning scoreless streak from April 22 to May 12...tossed a season-high 1.2 scoreless and hitless innings April 27 against Los Angeles (AL)...struck out at least one batter in a career-high 21 consecutive games from May 1 to June 20...had 36 strikeouts in 20.0 innings over that span (16.20 strikeouts per nine innings)...compiled a 7.80 ERA and .271 opponents batting average

over a 17-game stretch from May 14 to June 21...struck out a season-high three batters May 14 against Texas, a mark he matched on May 19 at Los Angeles (AL) and July 24 at Atlanta...also struck out two batters May 19 at Detroit as he pitched for Oakland in the A's suspended game against the Tigers that was completed on Sept. 6...compiled a 2.08 ERA and .116 opponents batting average in 13 games in May...struck out 24 batters in 13.0 innings...had not allowed a home run over his first 29 games through June 2...then surrendered all three of his home runs over an eight-game stretch from June 4 to 21...finished the season with a 39-game, 30.0-inning, 143-batters faced homerless streak...allowed a season-high three runs June 4 against Boston, his first of three outings with three runs...tossed a scoreless eighth inning June 17 at Seattle in his 400th career appearance...did not allow a run in five of his final six outings with the Royals (1.69 ERA).

**OAKLAND:** Was traded to the A's on July 27 for minor league pitcher Ismael Aquino and minor league outfielder Dairon Blanco...made his Oakland debut July 30 against Milwaukee and tossed a scoreless seventh inning (1 bb) in the A's 3-2, 10-inning win...then allowed one run in three of his next six appearances from Aug. 1 to 13 (8.10 ERA)...was credited with his first win of the season Aug. 15 against Houston when he recorded the final out of the eighth inning with the score tied 6-6...the A's scored a run in the bottom of the sixth for a 7-6 victory...it snapped a season-opening six-game losing streak and a career-high eight-game losing streak overall...it was his first win since June 2, 2018 at Los Angeles (AL)...had a six-game scoreless streak from Aug. 15 to 24 (5.0 ip)...capped the streak Aug. 24 against San Francisco with a season-high tying 1.2 scoreless innings...allowed eight runs over an eight-game span from Aug. 25 to Sept. 14 (9.95 ERA) before finishing the season with a six game (3.2 ip) scoreless streak...retired the only batter he faced in the AL Wild Card game on Oct. 2 against Tampa Bay in Oakland when he got Austin Meadows to fly out for the final out of the fifth inning.

## CAREER

**2018**—Appeared in 71 games combined between Texas and Arizona, being traded to the Diamondbacks at the non-waiver deadline...went 1-2 with two saves, a 4.73 ERA, 17 holds and 66 strikeouts...acquired by Arizona in exchange for right-handed pitcher Wei-Chieh Huang and left-handed pitcher Joshua Javier on July 31...tossed a scoreless inning at Chase Field the night prior to the deal and rode the bullpen cart from the visiting clubhouse to the home clubhouse before the next night's game...tied for seventh among Major League left-handed relievers in appearances and was 13th in strikeouts per 9.0 innings (11.14)...his strikeout-per-nine-inning rate was his highest since he set a career high (12.68) in 2014...allowed just 22.2 percent of his inherited runners to score (6-for-27)...stranded seven of eight inherited runners with the Diamondbacks...ranked fourth among Major League relievers with a 14.7 strikeout-per-nine-inning rate on the road...was ninth among all left-handers with a 1.40 road ERA (min. 25.0 IP)...made 15-straight scoreless appearances on the road from July 5-Sept. 11, spanning 10.2 innings...surrendered a season-high three runs at Colorado on Sept. 13...limited right-handed batters to a .191 average...however, lefties hit .329 against him.

**2017**—Missed a majority of the season due to three surgeries to replace his colon with an internal reservoir in order to relieve his ulcerative colitis condition...all three surgeries were conducted at the Mayo Clinic in Rochester, Minn., with the final one on June 9...made 11 relief appearances in September and posted a 2.53 ERA...allowed all three runs in one outing on Sept. 13 vs. Seattle...ranked among AL leaders for September/October in holds (5, t-5th) and opponents batting average (.121, 10th)...set a club record by opening a season with five-straight outings without allowing a hit and facing at least three batters in each appearance.

**2016**—Made 66 relief appearances in his first full season with the Rangers, going 4-2 with a 3.40 ERA...recorded the first four saves of his Major League career...among American League relievers, tied for fourth in holds (26) and ranked ninth in opponents average (.189)...his 26 holds were third-most in club history...extended a streak of appearances without an earned run to 20 straight (15.2 ip) from Sept. 12, 2015-April 27, 2016, before surrendering three runs to the Angels on May 1...recorded his first ML save June 9 against Houston...placed on the disabled list (left index finger laceration) on July 6 and was reinstated on July 21...pitched to a 6.92 ERA after coming off the DL...made two appearances vs. Toronto in the ALDS, allowing three runs on five hits in 1.0 inning of work...surrendered all three tallies in the ninth inning of the Jays 10-1 triumph in Game



1...also allowed a double to pinch-hitter Melvin Upton, Jr. and issued an intentional walk to Kevin Pillar in the sixth inning of Game 3.

**2015**—Combined to go 2-1 with a 4.01 ERA over 67 appearances with the Phillies and Rangers...acquired by Texas on July 31 along with Cole Hamels and cash considerations, in exchange for six minor league players...made his Rangers debut that night vs. San Francisco, tossing 1.2 scoreless innings...following the trade, posted a 2.08 ERA, allowing runs in just three of his 26 appearances with the Rangers...also allowed just two of 13 inherited runners to score (15.4%)...ended the season with 7.1 scoreless innings over his final nine relief appearances, with opponents going 1-for-24 (.042) against him...made four appearances vs. Toronto in the American League Division Series, posting a 1.50 ERA (1 ER in 6.0 IP) and a .105 opponents average (2-for-19)...worked 2.0 scoreless innings in both Game 1 and 2 at Rogers Centre, protecting a 5-3 lead in the first contest...his four appearances tied with Sam Dyson for the team lead.

**2014**—In his first full Major League season, ranked third among National League relievers in strikeouts (100), fourth in strikeouts per nine innings (12.68), tied for sixth in innings (71.0) and tied for ninth in appearances (73)...posted a 2.38 ERA over his last 25 appearances of the season, holding opponents scoreless in 21 of them (Aug. 3-Sept. 28)...combined with Cole Hamels, Ken Giles and Jonathan Papelbon for a no-hitter on Sept. 1 at Atlanta, working a 1-2-3 seventh inning following Hamels' departure.

**2013**—Worked 45 games with the Phillies, after opening the year with Triple-A Lehigh Valley...went 1-4 with a 2.58 ERA and 41 strikeouts in 38.1 innings...pitched to a 5.19 ERA over his first 11 appearances, before posting a 1.82 mark and a .190 opponents average over his final 34 outings (July 7-Sept. 28)...also allowed one run over his final 19 appearances (0.52 ERA)...fanned all five hitters he faced in 1.2 innings at Pittsburgh on July 3, which established his single-game career high.

**2012**—Made his Major League debut on May 15 against Houston, earning a win with 1.1 scoreless innings in a 4-3 final...became the first Phillies reliever to win his first ML game since Sergio Escalona in 2009...had two stints in the big leagues (May 15-July 31 and Sept. 3-end of season)...also pitched in 25 games with Lehigh Valley...pitched to a 4.64 ERA in his first 23 appearances, but recorded a 1.50 mark over his final nine outings...recorded an 11.52 strikeout-per-nine-inning rate (35 so in 27.1 ip) overall.

**2011**—Tied for fourth in the Eastern League in appearances (53), spending the year at Double-A Reading...averaged 11.49 strikeouts per nine innings (83 so in 65.0 ip)...named to the Arizona Fall League Top Prospects team, pitching for Scottsdale.

**2010**—Held opponents to a .187 average combined between Single-A Lakewood and Clearwater...pitched for Mesa in the Arizona Fall League...also participated in the Florida Instructional League for the third straight year.

**2009**—Transitioned from starter to reliever, making two starts with Lakewood to open the year...has made just one professional start, which was part of a minor league rehab assignment, since April 18, 2009.

**2008**—Combined for a 4-9 record and a 5.09 ERA in 27 starts with Lakewood and Williamsport...struck out 96 in 141.1 innings but walked 72.

**2007**—Made his professional debut with the GCL Phillies and went 1-3 with a 2.92 ERA in 10 games, seven starts...also went 2-1 with a 2.25 ERA in three starts with Williamsport.

## PERSONAL/MISCELLANEOUS

Jacob Tanner Diekman was originally signed by Phillies scout Jerry Lafferty...is married, Amanda, and has a daughter, Palmer...played baseball, basketball and golf at Wymore (Neb.) Southern High School, graduating in 2005...pitched two seasons at Cloud County Community College in Concordia, Kan., graduating with an associate's degree in business administration...actively in-

volved in activities for the Cohn's and Colitis Foundation of America...joined with wife, Amanda, to found the "Gut it Out Foundation," whose mission is to connect patients and caregivers through education and inspiration in order to strengthen relationships and resources within the community...awarded the 53rd Hutch Award by the Fred Hutchinson Cancer Research Center in Seattle in January 2018...the honor is given annually to an MLB player who best exemplifies the honor, courage and dedication of the legendary player and manager, Fred Hutchinson.

### LIFETIME PITCHING RECORD

Year	Club	W	L	ERA	G	GS	CG	SHO	SV	IP	H	R	ER	HR	HB	BB	IBB	SO	WP	BK
2007	GCL Phillies	1	3	2.92	10	7	0	0	0	37.0	29	12	12	2	3	13	0	35	0	0
	Williamsport	2	1	2.25	3	3	0	0	0	16.0	10	4	4	0	1	8	0	11	1	0
2008	Lakewood	3	5	5.42	19	19	0	0	0	96.1	120	72	58	4	5	47	0	53	12	3
	Williamsport	1	4	4.40	8	8	1	0	0	45.0	41	24	22	4	1	25	0	43	2	0
2009	Lakewood	2	0	4.04	32	2	0	0	2	55.2	59	32	25	3	0	28	0	52	4	3
2010	Lakewood	2	0	1.90	21	0	0	0	0	23.2	16	11	5	0	5	15	0	30	3	0
	Clearwater	0	2	3.66	24	0	0	0	0	32.0	22	20	13	2	6	23	0	26	2	0
2011	Reading	0	1	3.05	53	0	0	0	3	65.0	47	29	22	3	5	44	2	83	7	0
2012	Lehigh Valley	1	1	1.69	25	0	0	0	7	26.2	19	5	5	0	2	13	1	37	0	0
	PHILADELPHIA	1	1	3.95	32	0	0	0	0	27.1	25	17	12	1	3	20	3	35	1	0
2013	Lehigh Valley	1	0	5.70	30	0	0	0	11	30.0	31	22	19	1	1	24	1	37	1	0
	PHILADELPHIA	1	4	2.58	45	0	0	0	0	38.1	34	15	11	1	0	16	2	41	2	1
2014	PHILADELPHIA	5	5	3.80	73	0	0	0	0	71.0	66	36	30	4	3	35	5	100	7	0
2015	PHILADELPHIA	2	1	5.15	41	0	0	0	0	36.2	40	23	21	3	2	24	0	49	1	0
	Lehigh Valley	0	0	0.00	6	0	0	0	3	7.0	5	0	0	0	0	1	0	7	1	0
	TEXAS	0	0	2.08	26	0	0	0	0	21.2	13	5	5	2	1	7	0	20	1	0
2016	TEXAS	4	2	3.40	66	0	0	0	4	53.0	36	22	20	4	3	26	1	59	3	0
2017	Frisco	1	0	1.80	5	1	0	0	0	5.0	3	1	1	0	0	0	0	6	0	0
	Round Rock	0	0	0.00	1	0	0	0	0	1.1	0	0	0	0	0	0	0	2	0	0
	TEXAS	0	0	2.53	11	0	0	0	1	10.2	4	3	3	1	0	10	1	13	0	0
2018	TEXAS	1	1	3.69	47	0	0	0	2	39.0	31	18	16	2	3	23	1	48	0	0
	ARIZONA	0	1	7.53	24	0	0	0	0	14.1	18	15	12	2	3	8	1	18	3	0
2019	KANSAS CITY	0	6	4.75	48	0	0	0	0	41.2	33	23	22	3	8	23	0	63	4	0
	OAKLAND	1	1	4.43	28	0	0	0	0	20.1	16	11	10	0	3	16	1	21	2	0
<b>Major League Totals</b>		<b>15</b>	<b>22</b>	<b>3.90</b>	<b>441</b>	<b>0</b>	<b>0</b>	<b>0</b>	<b>7</b>	<b>374.0</b>	<b>316</b>	<b>188</b>	<b>162</b>	<b>23</b>	<b>29</b>	<b>208</b>	<b>15</b>	<b>467</b>	<b>24</b>	<b>1</b>

### CAREER TRANSACTIONS

**2007** — Selected by the Philadelphia Phillies organization in the 30th round of the First-Year Player Draft. **2015** — Traded to the Texas Rangers with pitcher Cole Hamels and cash for pitchers Jared Eickhoff and Matt Harrison, catcher Jorge Alfaro, minor league pitchers Alec Asher and Jake Thompson and minor league outfielder Nick Williams, July 31. **2016** — On the disabled list, July 6 to 21. **2017** — On the disabled list, February 14 to August 31; included rehabilitation assignments to Frisco, August 17 to 24 and August 28 to 31, and Round Rock, August 25 to 27. **2018** — Traded to the Arizona Diamondbacks for minor league pitcher Wei-Chieh Huang and a player to be named later (minor league pitcher Joshua Javier on August 17), July 31. Elected free agency, October 29. **2019** — Signed by the Kansas City Royals, February 13. Traded to the Oakland Athletics for minor league pitcher Ismael Aquino and minor league outfielder Dairon Blanco, July 27. Elected free agency (option not exercised), October 31; re-signed by Oakland, December 3.

### WILD CARD RECORD

Year	Club/Opp.	W	L	ERA	G	GS	CG	SHO	SV	IP	H	R	ER	HR	HB	BB	IBB	SO	WP	BK
2019	OAK vs. TB	0	0	0.00	1	0	0	0	0	0.1	0	0	0	0	0	0	0	0	0	0

### DIVISION SERIES RECORD

Year	Club/Opp.	W	L	ERA	G	GS	CG	SHO	SV	IP	H	R	ER	HR	HB	BB	IBB	SO	WP	BK
2015	TEX vs. TOR	0	0	1.50	4	0	0	0	0	6.0	2	1	1	0	0	0	0	5	0	0
2016	TEX vs. TOR	0	0	27.00	2	0	0	0	0	1.0	5	3	3	1	0	2	1	1	0	0
<b>Totals</b>		<b>0</b>	<b>0</b>	<b>5.14</b>	<b>6</b>	<b>0</b>	<b>0</b>	<b>0</b>	<b>0</b>	<b>7.0</b>	<b>7</b>	<b>4</b>	<b>4</b>	<b>1</b>	<b>0</b>	<b>2</b>	<b>1</b>	<b>6</b>	<b>0</b>	<b>0</b>

## DIEKMAN'S CAREER BESTS

**Low Hit Complete Game:** None

**Innings Pitched:** 2.0 (14 times), last: April 27, 2016 vs. New York (AL)

**Strikeouts:** 5, July 3, 2013 at Pittsburgh

**Pitches:** 52, April 28, 2015 at St. Louis

**Longest Winning Streak:** 3, June 7 to August 10, 2016

**Longest Losing Streak:** 8, June 26, 2018 to July 7, 2019

**Longest Scoreless Streak:** 14.2, May 11 to June 18, 2016

**RIGHT-HANDED PITCHER****Height/Weight:** 6-0 / 215**Bats/Throws:** Right / Right**Birthdate:** February 12, 1995**Opening Day Age:** 25**Birthplace/Resides:** Zionsville, Indiana / Zionsville, Indiana**Major League Service:** None**Obtained:** Selected in the 7th round of the 2017 First-Year Player Draft**Contract Status:** First year of a one-year contract through 2020**NON-ROSTER INVITEE****CAREER HIGHLIGHTS**

Was selected by the A's in the seventh round of the 2017 draft and is 20-13 with a 2.94 ERA in 63 games, including 56 starts, in three seasons as a professional...has struck out 335 (9.39 per nine innings) in 321.0 career innings...tied for sixth in the minor leagues in wins (13) in 2018 and tied for eighth in strikeouts (163)...did not allow a run in 38.1 innings with Vermont in 2017, earning *Baseball America* Short-Season All-Star honors.

**2019 HIGHLIGHTS**

Spent the first five weeks of the season at Double-A Midland and was promoted to Triple-A Las Vegas May 12 after compiling a 1.89 ERA in six starts with the RockHounds...was 4-5 with a save and a 4.38 ERA in 20 games, 19 starts, with the Aviators...combined for a 6-7 record and a 4.36 ERA in 26 appearances overall...had career highs in games, starts, losses, runs (73), earned runs (63), home runs (22), hit batters (10) and walks (48)...the save was the first of his career...ranked fourth in the A's farm system in strikeouts (124), eighth in innings pitched (130.0), ninth in ERA and tied for ninth in wins...allowed a .238 opponents batting average, which broke down to .214 (60-for-281) against right-handed hitters compared to .256 (52-for-203) against left-handers...yielded a .195 average to batters leading off an inning...opponents hit .298 with runners in scoring position...combined to go 2-3 with a 3.10 ERA in 11 starts at home compared to 4-4 with a 5.48 ERA in 15 games on the road.

**MINORS:** Lost his first two starts of the season (4.22 ERA)...then went 2-0 with a 1.35 ERA and .167 opponents batting average over his next five starts from April 16 to May 13...was named Texas League Pitcher of the Week for the week of April 22-28 after winning both of his starts while tossing 15.0 scoreless innings...logged 7.0 innings April 22 against Tulsa...then pitched a career-high tying 8.0 scoreless innings and allowed just two hits and a walk against Northwest Arkansas April 28...had a season-best 16.0-inning scoreless streak from April 22 to May 5...went 2-2 with a 1.74 ERA and .204 opponents batting average in five starts in April...was 2-2 with a 1.89 ERA in six starts when he was promoted to Las Vegas May 12...struck out a season-high nine batters in his Triple-A debut May 13 against Tacoma...then went 1-4 with a 6.29 ERA over his next five starts from May 20 to June 9...walked a career-high tying four batters May 20 at Salt Lake (also May 19, 2018 vs. San Jose)...would do it two more times in 2019: June 5 vs. Round Rock and July 25 at Tacoma...allowed a career-high eight runs on a season-high tying eight hits in 5.2 innings in an 8-3 loss at Reno May 25...also had a career-high 110 pitches in that start...went 1-2 with a 7.54 ERA in five starts in June...then was 1-0 with a 5.85 ERA in five starts in July...had the shortest start of his career July 6 at Albuquerque when he lasted just 1.0 innings (3 h, 3 r, 3 er, 1 bb, 0 so)...compiled a 2-0 record, a 1.78 ERA and .204 opponents batting average over a six-game stretch from July 27 to Aug. 24...made his only relief appearance of the season Aug. 13 at Omaha in a game started by a rehabbing Sean Manaea...pitched the final three innings of the Aviators 4-2 win for his first professional save (2 h, 1 r, 1 er, 1 bb, 2 so)...matched his season-high with nine strikeouts in 5.2 scoreless innings on Aug. 24 at Tacoma...was named Pacific Coast League Pitcher of the Week for the week of Aug. 19-25 after going 1-0 with a 0.00 ERA and 15 strikeouts in 11.2 innings over two starts...allowed just four hits and walked one...then surrendered six runs on five hits, including a season-high tying three home runs, in 2.0 innings in his final regular season start, a 7-1 loss at Albuquerque Aug. 29...made one postseason start and had a no decision in

the Aviators 8-6 loss in Game 2 of the PCL Semifinals at Sacramento on Sept. 5 (3.1 ip, 5 h, 5 r, 5 er, 2 bb, 6 so).

## CAREER

**2018**—Split his season between Single-A Stockton and Double-A Midland and combined for a 13-6 record and a 2.33 ERA in 24 games, including 22 starts, in his second professional season...struck out 163 and walked just 31 in 150.2 innings for a strikeout-to-walk ratio of 5.26...averaged 9.74 strikeouts per nine innings and 1.85 walks per nine innings...his 13 wins tied for sixth in all of minor league baseball and his 163 strikeouts tied for eighth...led the A's farm system in ERA, wins and strikeouts and ranked second in innings pitched...was named an A's Organization All-Star by mlb.com and was a California League Midseason All-Star...began the year at Stockton and went 6-2 with a 2.70 ERA in 12 games...was tied for second in the CL in wins, ranked third in strikeouts (82) and fourth in ERA at the time of his promotion to Midland on June 13...went 7-4 with a 2.01 ERA in 12 starts with the RockHounds...tied for the Texas League lead in wins from June 13 through the end of the season, ranked second in ERA and third in strikeouts (81)...allowed a .219 opponents batting average, including .215 against left-handed hitters compared to .222 against right-handers...opponents hit .206 with runners in scoring position, including .152 with RISP and two outs...nine of the 12 home runs he allowed came with the bases empty...went 3-1 with a 1.71 ERA in five starts during the day, 10-5 with a 2.50 ERA in 19 games at night...both of his relief appearances came in relief of a pitcher on a rehab assignment from Oakland...tossed six or more innings in 17 of his 24 appearances, allowed two runs or fewer 15 times and walked two or fewer 19 times...his teams were 13-9 (.591) in his starting assignments...did not allow a run in his first two starts on April 7 against Lake Elsinore and April 12 at San Jose...tossed 5.0 innings in each game...struck out 10 and did not walk a batter in the first game but had a no decision...then yielded just one hit for his first win of the season in the second game...walked one and struck out four and was named Cal League Pitcher of the Week for the week of April 9-15...allowed a run in the second inning on April 18 at Modesto, snapping a 49.1-inning scoreless streak dating back to June 30, 2017...went 2-0 with a 2.28 ERA in five starts in April and struck out 38 batters in 27.2 innings...ranked second in all of minor league baseball in strikeouts in April...struck out a season-high 11 batters and allowed just two runs on two hits in 7.0 innings at Inland Empire May 13 but had a no decision in a 3-2 loss...won each of his final four starts at Stockton from May 25 to June 11 (2.77 ERA)...named to the Cal League Midseason All-Star Game but did not play in the June 19 game as he was promoted to Midland June 13...did not allow a run in five of his final seven starts from July 24 to Aug. 30, going 6-1 with a 0.94 ERA...tossed a season-high 8.0 innings July 7 at Springfield but had a no decision in Midland's 5-4, 10-inning loss...finished the season with a 51.2-inning homerless streak beginning July 18...had a four-game winning streak from July 24 to Aug. 12 (0.68 ERA)...had a season-high 22.1-inning scoreless streak from July 30 to Aug. 18...finished the season with a 14.1-inning scoreless streak...tossed 7.1 scoreless and hitless on Aug. 24 in a 3-1 win at Corpus Christi...walked two and struck out seven and was removed after throwing a season-high tying 108 pitches...earned Texas League Pitcher of the Week honors for the week of Aug. 20 to 26...did not allow a run in four of his five starts in August and was 4-1 with a 0.77 ERA and .167 opponents batting average.

**2017**—Made his professional debut with the A's affiliate in the Arizona Rookie League and allowed three runs in 2.0 innings in his only game on June 24 at the Cubs (13.50 ERA)...was moved up to Single-A Vermont June 27 and did not allow a run in 38.1 innings with the Lake Monsters...was a combined 1-0 with a 0.67 ERA in 13 games, including nine starts...struck out 48 in 38.1 innings (11.27 per nine innings) and walked just eight (1.88 per nine innings)...was named to the New York-Penn League Midseason All-Star team and was also named a *Baseball America* Short-Season All-Star...allowed a .146 opponents batting average, including .108 against left-handed hitters compared to .181 against right-handers...yielded a .184 average with the bases empty compared to .080 with runners on...opponents were 2-for-24 (.083) with runners in scoring position...stranded all three of his inherited runners...pitched four innings or fewer in each of his 13 appearances...made his first professional start June 30 against Staten Island (2.0 ip, 1 h, 1 bb)...tossed a season-high 4.0 innings and struck out a season-high six while allowing just one hit July 25 against Tri-City...matched those marks Aug. 24 at Lowell...recorded his first professional win Aug. 10 against Batavia with 3.1 perfect innings of relief (5 so)...pitched a scoreless second inning

for the North All-Stars in the NYPL All-Star Game on Aug. 15 at Troy (1 h)...made two postseason starts for the Lake Monsters and was 0-1 with an 18.90 ERA (3.1 ip, 11 h, 7 r, 7 er, 3 bb, 2 so, 1 hr).

## PERSONAL/MISCELLANEOUS

Parker Edward Dunshee was originally signed by A's scout Neil Avent...graduated from Zions Community High School (IN)...attended Wake Forest where he went 28-10 with a 3.20 ERA in his career...holds the school record for strikeouts (330)...played for the USA Baseball Premier12 team following the 2019 season.


### LIFETIME PITCHING RECORD

Year	Club	W	L	ERA	G	GS	CG	SHO	SV	IP	H	R	ER	HR	HB	BB	IBB	SO	WP	BK
2017	AZL Athletics	0	0	13.50	1	0	0	0	0	2.0	5	3	3	1	0	0	0	3	0	1
	Vermont	1	0	0.00	12	9	0	0	0	38.1	15	0	0	0	4	8	0	45	0	1
2018	Stockton	6	2	2.70	12	10	0	0	0	70.0	61	23	21	7	2	17	1	82	1	0
	Midland	7	4	2.01	12	12	0	0	0	80.2	59	21	18	5	4	14	1	81	1	1
2019	Midland	2	2	1.89	6	6	0	0	0	38.0	26	11	8	1	4	11	0	34	2	0
	Las Vegas	4	5	5.38	20	19	0	0	1	92.0	86	62	55	21	6	37	0	90	2	3
<b>Minor League Totals</b>		<b>20</b>	<b>13</b>	<b>2.94</b>	<b>63</b>	<b>56</b>	<b>0</b>	<b>0</b>	<b>1</b>	<b>321.0</b>	<b>252</b>	<b>120</b>	<b>105</b>	<b>35</b>	<b>20</b>	<b>87</b>	<b>2</b>	<b>335</b>	<b>6</b>	<b>6</b>

### CAREER TRANSACTIONS

**2016** — Selected by the Chicago Cubs organization in the 14th round of the First-Year Player Draft; did not sign.

**2017** — Selected by the Oakland Athletics organization in the 7th round of the First-Year Player Draft.



**RIGHT-HANDED PITCHER**

**Height/Weight:** 6-2 / 211

**Bats/Throws:** Right / Right

**Birthdate:** June 15, 1985

**Opening Day Age:** 34

**Birthplace/Resides:** Hollywood, Florida / Deerfield Beach, Florida

**Major League Service:** 6 years, 85 days

**Obtained:** Acquired from the Detroit Tigers for Nolan Blackwood and Logan Shore, August 6, 2018; re-signed, December 24, 2018

**Contract Status:** Second year of a two-year contract through 2020.

**CAREER HIGHLIGHTS**

Has pitched for four teams in his nine-year career and is 69-59 with a 4.02 ERA in 205 games, including 186 starts...was acquired by Oakland on Aug. 6, 2018 and is 20-6 with a 3.86 ERA in 43 games, including 42 starts, with the A's...the wins are tied for fourth most in the American League over that span...has two career no-hitters: Aug. 21, 2015 for Houston against Los Angeles (NL) and May 7, 2018 for Oakland against Cincinnati...both came interleague play...made his Major League debut with Milwaukee in 2011 and was dealt to Houston at the trading deadline in 2015...was non-tendered by the Astros following the 2017 season and signed with Detroit as a free agent before he was traded to Oakland...was named the Brewers Minor League Pitcher of the Year in 2011 after leading the Milwaukee farm system in wins (13) and ERA (1.86)...pitched for Surprise in the Arizona Fall League in 2010.

**2019 HIGHLIGHTS**

Was 15-4 with a 3.90 ERA in 33 starts in his first full season with the A's...ranked third in the American League in winning percentage (.789), sixth in opponents batting average (.243), tied for eighth in wins and 10th in OPS (.712) and on-base percentage (.304)...also tied for third in wild pitches (13) and tied for fifth in games started...had career highs in wins, games (33), games started, innings pitched (184.2) and winning percentage...led the A's in wins, starts, innings pitched, runs (82), walks (53) and home runs (30)...is the first A's pitcher to win 15 games since Scott Kazmir had 15 in 2014 and the first to make 33 starts since Sonny Gray had 33 in 2014...his innings pitched were the most by an A's pitcher over the last three years...his .789 winning percentage was fourth best in Oakland history among pitchers with 15 or more decisions...his 30 home runs tied for 10th most in a season in Oakland history...struck out 126 batters, an average of 6.14 per nine innings...that was the third--lowest mark in the AL...had the fifth-lowest strikeout-to-walk ratio (2.38)...the A's were 22-11 (.667) in his starting assignments in 2019 and are 30-12 (.714) in his career...left with the lead in eight of his no decisions in 2019 only to have the bullpen blow the save...has left with the lead in 12 of his 42 career starts with the A's only to have the bullpen blow the save...went 2-3 with a 6.81 ERA, .297 opponents batting average and .854 OPS over his first eight starts, 10-0 with a 2.12 ERA, .199 opponents average and .572 OPS over his next 17 starts from May 7-Aug. 9 and 3-1 with a 6.27 ERA, .304 opponents average and .940 OPS over his final eight starts...was 9-2 with a 2.90 ERA and .641 OPS in 17 starts at home compared to 6-2 with a 5.14 ERA and .796 OPS in 16 starts on the road...had the fifth-lowest home ERA in the AL and the fourth-highest road ERA...tied for fourth in the AL in home wins and ranked eighth in OPS...one of his home losses was in Tokyo and he is now 12-1 with a 2.63 ERA in 22 starts in the Coliseum since he was acquired from Detroit on Aug. 6, 2018...is 7-0 with a 2.36 ERA over his last 13 home starts...is 13-3 with a 3.04 ERA and .219 opponents batting average in 28 career games, including 27 starts, in the Coliseum...was 11-2 with a 3.66 ERA and .683 OPS in 24 starts at night, 4-2 with a 4.60 ERA and .800 OPS in nine starts during the day...tied for fifth in the AL in night wins and ranked seventh in ERA and OPS...is now 16-3 with a 3.62 ERA in 33 career appearances

**OAKLAND A'S  
LONGEST WINNING STREAKS**

13	Jim Hunter	June 2 to Sept. 5, 1973
12	Mike Fiers	May 7 to August 27, 2019
11	Mark Mulder	May 9 to July 18, 2004
10	Dan Haren	April 18 to July 1, 2007
10	Barry Zito	Aug. 13, 2002 to April 8, 2003
10	Bob Welch	May 11 to June 30, 1990
10	Storm Davis	July 8 to Sept. 5, 1988
10	Vida Blue	April 9 to May 23, 1971

at night with the A's...compiled an 11-1 record and a 3.21 ERA in 17 starts on five days rest and is now 14-1 with a 3.13 ERA (46 er in 132.1 ip) in 22 starts on five days rest in his A's career...went 2-1 with a 4.59 ERA in 10 starts on four days rest and 2-2 with a 5.10 ERA in six starts on six days rest or more...was 1-1 with a 7.83 ERA in five starts in April, 1-1 with a 7.84 ERA in five starts in September and 12-1 with a 2.59 ERA in 21 starts in May, June, July and August...is now 5-9 with a 5.68 ERA in his career in April, 8-14 with a 5.67 ERA in September and 55-35 with a 3.39 ERA in between...his .243 opponents batting average broke down to .239 (83-for-348) against right-handed hitters compared to .248 (83-for-335) against left-handers...yielded a .264 average with runners in scoring position, but that dropped to .185 with RISP and two outs...now has a .191 career opponents average with RISP and two outs...allowed a .216 opponents average with two outs...averaged 87.8 pitches per start, which was fourth fewest in the AL, and 15.7 pitches per inning, which was sixth fewest...induced 17 double plays, which tied for eighth most...opponents stole 13 bases with him on the mound, which tied for fifth most in the AL...however, they were caught stealing five times, which tied for seventh most...had two pickoff errors, which tied for the most in the AL...was 5-2 with a 5.63 ERA in 17 starts against AL West competition compared to 10-2 with a 2.38 ERA in 16 starts against all other teams...is now 14-15 with a 5.54 ERA in 55 career appearances against the AL West, 55-44 with a 3.46 ERA in 150 games against all other opponents...was 4-0 with a 1.88 ERA in six starts against AL Central teams in 2019, 5-0 with a 1.80 ERA in eight starts in his A's career and 18-6 with a 2.96 ERA in 43 games in his career.

**OAKLAND:** Was the A's Opening Day starting pitcher against Seattle on March 20 in Tokyo and was the losing pitcher in Oakland's 9-7 loss...it was his first career Opening Day start and he became the A's 12th different Opening Day starting pitcher over the last 14 years (Zito, Haren, Blanton, Braden, Sheets, Cahill, McCarthy, Anderson, Gray twice, Hill, Graveman twice)...put together wins in back-to-back starts on March 28 against Los Angeles (AL) and April 2 against Boston...did not allow a run in either outing, marking the second time in his career he had back-to-back starts without yielding a run...the other time was June 20-30, 2012 when he did it in three straight starts...that gave him a 2-1 record, a 3.00 ERA and a .189 opponents batting average over his first three starts...then allowed six runs in three consecutive starts from April 7-20 and went 0-1 with a 16.20 ERA and .442 opponents batting average...began that streak by tossing just 1.2 innings and walking a season-high four in a no decision at Houston April 7 (also July 18 at Minnesota and July 28 vs. Texas)...yielded a season-high nine hits in just 3.1 innings in a 10-1 loss to Toronto on April 20...it was his first loss in the Coliseum since July 18, 2016 while pitching for Houston, snapping a six-game Coliseum winning streak...then tossed five innings or more and allowed three runs or fewer in each of his next 19 starts from April 26 to Aug. 9, which was the longest such streak by an A's pitcher since at least 1908...the previous long was 16 by Dan Haren (April 7-June 26, 2007)...it is the third-longest streak by an American League pitcher over that span (26, Corey Kluber, Aug. 3, 2017-June 10, 2018; 22, Johan Santana, June 9-Sept. 29, 2004)...went 9-1 with a 2.28 ERA during the streak...finished April 1-1 with a 7.83 ERA and .333 opponents batting average in five starts...had the second-highest April ERA in the majors among pitchers with 20 or more innings in April...it was his highest in a month of 10 or more innings in his career until he posted a 7.84 ERA in five starts in September...then went 2-1 with a 2.87 ERA and .161 opponents batting average in six starts in May...had the second-lowest opponents batting average in the AL in May...tossed his second career no-hitter in the A's 2-0 win on May 7 in Oakland against Cincinnati (also Aug. 21, 2015 vs. Los Angeles-NL)...walked two and struck out six in a game delayed 1 hour and 38 minutes due to a light failure...tossed a season-high 131 pitches, which were the most by an A's pitcher since Mark Mulder had 132 in a three-hit shutout against Toronto on May 2, 2001...retired the first 11 batters before Winker reached base on an error with two outs in the fourth...set down the next seven before walking Suarez to start the seventh...Suarez was erased on a double play, Puig walked and Fiers then retired the final seven batters to complete the no-hitter...became the 34th pitcher in Major League history with multiple regular season no-hitters...is the seventh with a no-hitter for multiple teams (Ted Breitenstein, Jim Bunning, Randy Johnson, Hideo Nomo, Nolan Ryan, Cy Young)...was named AL Co-Player of the Week with George Springer May 13...it was his second career Player of the Week honor with the first coming Aug. 23, 2015 following his first no-hitter...this no-hitter was the 13th in Athletics history, including the eighth in Oakland history...it was the first since Sean Manaea on April 21, 2018...his other no-hitter also came in interleague play on Aug. 21, 2015 for Houston against Los Angeles (NL) and he has each of the last two out of six total interleague no-hitters...the 131 pitches were the most



in a no-hitter since he threw 134 in his against the Dodgers...now has two career complete games, both no-hitters...according to Stats, Inc., he is the first pitcher in ML history to have each of his first two career complete games be no-hitters...also according to Stats, his 6.81 ERA entering the game was the highest by any pitcher entering a start in which he threw a no-hitter (min. 25.0 ip)...the no-hitter began a career-high 12-game winning streak that would span 20 starts from May 7 to Aug. 27...the streak was second longest in Oakland history and fell one short of the record of 13 set by Catfish Hunter in 1973 (June 2-Sept. 5)...it doubled his previous career high of six (July 21-Sept. 1, 2018)...it was the second-longest winning streak in the majors (16, Cole, HOU, May 27-end of season)...compiled a 2.41 ERA and .214 opponents batting average during the streak, which spanned 20 starts from May 7 to Aug. 27...was unbeaten in 21 consecutive starts from May 7 to Sept. 3, which matches Lefty Grove (April 22-Aug. 19, 1931) for the longest unbeaten streak by a starter in Athletics history...had his hitless streak and scoreless streak broken up by the first batter in his next start following the no-hitter on May 13 at Seattle as Haniger homered to lead off the bottom of the first...however, that was the only run he would allow in five innings of work and he would yield just one more hit...left with a 2-1 lead and Oakland built a 4-1 lead before Trivino allowed three runs in the eighth for the blown save...it was the first of eight times he left a game with the lead only to have the bullpen blow the save (May 31, June 22, July 3, July 18, July 28, Aug. 15 and Sept. 3)...was the starting pitcher in the game at Detroit on May 19, which was suspended in the bottom of the seventh inning with Oakland leading 5-3...the A's held on to win the game when it was completed on Sept. 6 in Oakland, extending his winning streak to 12 games...allowed one earned run or fewer in five consecutive starts from June 17 to July 12 and was 3-0 with a 1.09 ERA over that span...hit an Oakland-record tying three batters June 22 against Tampa Bay (11th time, previous: Raul Alcantara, Sept. 5, 2016)...went 4-0 with a 2.30 ERA and .212 opponents batting average in five starts in June...had the lowest opponents slugging percentage in the AL (.283), tied for the lead in wins, had the fourth lowest OPS (.561) and ranked fifth in ERA...then went 1-0 with a 2.14 ERA in five starts in July...ranked sixth in the AL in July ERA...retired the side in order in the first inning on July 3 against Minnesota for his 1,000th career inning pitched...struck out a season-high eight in 7.0 scoreless innings on Aug. 9 at Chicago (AL) when he combined with Diekman and Soria on a four-hit shutout in the A's 7-0 win...then went 2-1 despite an 8.88 ERA and .371 opponents batting average over his next six starts through Sept. 14...was the winning pitcher in his 200th career appearance, a 2-1 A's win at Kansas City Aug. 27...allowed one run in 5.1 innings...went 4-0 with a 2.76 ERA in five starts in August...it marked the second time he won four games in a month in 2019 (June), the fourth time in his career (Aug. 2012, Aug. 2014)...tied for third in the AL in wins and ranked eighth in ERA...followed that up by going 1-1 with a 7.84 ERA and .305 opponents average in five starts in September...it was the highest single-month ERA of his career (min 10.0 ip) and third highest in the AL in 2019 among pitchers with 20 or more innings...had his 12-game winning streak snapped in the A's 15-0 loss at Houston on Sept. 9...had career highs in runs (9) and home runs (5) and a career low in innings (1.0)...tied the Oakland record for home runs allowed in a game (fourth time, last: Ted Lilly, June 11, 2003 vs. Atlanta) and became the first Major Leaguer since at least 1908 to allow five home runs in one inning pitched or fewer...is the first A's pitcher to allow nine or more runs in one inning pitched or fewer since Lou Brissie allowed nine runs in 0.1 innings in the second game of a June 18, 1950 doubleheader against Cleveland...left his next start on Sept. 14 at Texas after 1.2 innings with nerve irritation in his right arm...did not miss a start and combined with Chris Bassitt on a two-hit shutout in an 8-0 win over Texas on Sept. 20...tossed eight innings and allowed both of the hits...was on the roster for the AL Wild Card game against Tampa Bay but did not pitch.

## CAREER

**2018**—Was acquired by the A's from Detroit Aug. 6 and went 5-2 with a 3.74 ERA in 10 games, including nine starts, with Oakland...was 7-6 with a 3.48 ERA in 21 starts with the Tigers and combined for a 12-8 record and a 3.56 ERA in 31 games, 30 starts...the A's went 8-1 (.889) in his starting assignments and his teams were 21-9 (.700)...yielded a career-high tying 32 home runs...his ERA was his lowest in a season of 75 or more innings pitched as was his .296 opponents on-base percentage...walked just 37 batters in 172.0 innings for a career-low average of 1.94 walks per nine innings...had more home runs (12) than walks (11) with the A's...ranked fifth in the American League in fewest walks per nine innings and 10th in ERA...had a .172 opponents batting average with runners in scoring position, which was second lowest in the AL among quali-

fiers for the ERA title (Snell, TB .088)...tied for third in most home runs and tied for ninth in most extra base hits (67)...his .450 opponents slugging percentage was third highest among the 27 AL qualifiers...was 4-3 with a 4.78 ERA and .279 opponents batting average over his first nine starts through May 25...then went 8-5 with a 3.07 ERA and .237 opponents' average over his final 22 games beginning May 30...his ERA from May 30 through the end of the season was third lowest in the AL...had a .249 opponents batting average, which broke down to .231 against left-handed hitters compared to .268 against right-handers...issued 26 of his 37 walks to left-handers...opponents hit .270 with 21 of his 32 home runs with the bases empty, .212 with runners on base...allowed a .216 batting average with two outs, including .153 with RISP and two outs...opponents were 0-for-7 with one RBI with the bases loaded...walked just five batters to lead off an inning but had a .269 opponents batting average in that situation...held the opponents number three hitter to a .184 batting average, which was fourth lowest in the AL...went 5-2 with a 2.77 ERA in 12 starts at Comerica Park and 3-0 with a 2.91 ERA in six starts in the Coliseum...combined for an 8-2 record and a 2.81 ERA in 18 starts in his home ballparks compared to 4-6 with a 4.65 ERA in 13 games on the road...ranked fifth in the AL in home ERA and tied for 10th in wins...was 6-6 with a 3.70 ERA in 18 starts before the All-Star Break, 6-2 with a 3.34 ERA in 13 games after the break...tied for seventh in the AL in post-break wins and ranked ninth in ERA...was 3-1 with a 2.76 ERA in eight starts during the day, 9-7 with a 3.82 ERA in 23 games at night...had no decisions and a 1.23 ERA in two interleague starts...went 4-1 with a 3.63 ERA in 11 starts against AL Central teams...went 3-0 with a 1.47 ERA in three starts against Texas...averaged 86.5 pitches per game, which was second fewest in the AL (LeBlanc, SEA 76.5)...his 15.6 pitches per inning were eighth fewest...opponents swung and missed at 19.9% of his pitches, which was the third-lowest mark in the AL...had the fourth-highest percentage of first pitch strikes (66.4%)...did not commit an error in 31 games and 26 total chances...tied for seventh among AL pitchers in putouts (14)...walked one batter or fewer in 22 of his 30 starts and allowed one run or fewer in 14 of his starts...surrendered at least one home run 21 times...began the season on the 10-day disabled list with a right lumbar strain...was reinstated April 8 and made his Tigers debut that day at Chicago (AL)...combined with four relievers on a three-hit shutout in Detroit's 1-0 win...tossed 6.0 innings and allowed all three of the hits...also struck out six to become the fourth Tigers pitcher since at least 1908 to throw six or more innings, allow no runs and strike out six or more in his Tigers debut, joining Sailor Stroud (1910), Alex Main (1914) and Joe Niekro (1970)...yielded a career-high tying 10 hits in 5.1 innings April 21 against Kansas City but picked up the win in a 12-4 Tigers victory...put together consecutive wins for the only time as a Tiger on May 8 at Texas and May 14 against Cleveland...allowed one run in three consecutive starts on June 27 against Oakland (7.0 ip), July 2 at Toronto (8.0 ip) and July 7 against Texas (6.0 ip)...had a loss, a no decision and a win respectively in those three starts...went 5-2 with a 1.79 ERA and .214 opponents batting average over an 11-start stretch from June 27 to Aug. 25...was named Detroit's Pitcher of the Month for June after posting a 1-2 record, a 3.30 ERA and .239 opponents batting average in five starts...combined with Wilson and Greene on an eight-hit shutout in a 5-0 win over Boston on July 21 for his final win as a Tiger...tossed 6.1 innings and allowed seven of the hits...that began a then-career-high six-game winning streak that spanned 10 starts from July 21 to Sept. 11...compiled a 2.50 ERA and .220 opponents batting average during the streak...went 2-1 with a 2.23 ERA in five starts in July...the ERA was the seventh lowest in the AL in the month and his .232 opponents batting average was 10th best...then tossed 2.0 scoreless innings in his final start as a Tiger on Aug. 1 against Cincinnati...was traded to Oakland Aug. 6 for two players to be named later (minor league pitcher Nolan Blackwood on Aug. 18 and minor league pitcher Logan Shore on Sept. 19)...went 5-0 with a 2.72 ERA and .208 opponents batting average over his first seven starts, matching Omar Olivares (1999) for the longest winning streak to start an Oakland career by an in-season acquisition...had a no decision in his first start on Aug. 8 against Los Angeles (NL)...struck out a season-high tying eight batters in 5.1 innings and left with a 2-1 lead but the bullpen blew the save...it was one of four times the bullpen blew a save in one of his starts (June 9 vs. Cleveland, July 2 at Toronto and Sept. 22 vs. Minnesota)...picked up his first win as an Athletic in the A's 3-2 win over Seattle on Aug. 14 in Oakland, allowing two runs on six hits in 6.0 innings...combined with Buchter and Kelley on a three-hit shutout in the A's 9-0 win over Texas on Aug. 20 in Oakland...tossed seven of the innings and allowed one of the hits...it was his longest scoreless outing since his Aug. 21, 2015 no-hitter against the Dodgers...went 3-0 with a 2.73 ERA and .227 opponents batting average in six starts in the month of August...tied for sixth in the AL in wins...his only relief appearance came in his final game of the season on Sept. 28 at Los Angeles (AL), a game started by an "opener"

(Trivino)...entered the game to start the second inning and allowed a season-high tying six runs on seven hits in 3.1 innings for the loss.

**2017**—Appeared in 29 games, including 28 as a starter, for the Houston Astros...finished the season with 153.1 innings pitched, marking the third consecutive season he threw 150.0-or-more innings...made five starts during the month of June, posting a 3-1 record with a 2.32 ERA and 28 strikeouts...ranked fourth in the American League with a .189 opponents batting average during the month, while he was sixth with a 2.32 ERA and 0.97 WHIP...struck out a season-high 11 batters on July 16 vs. Minnesota, marking his first double-digit strikeout performance since May 2, 2015 vs. Chicago (NL)...in 10 starts from May 30-July 21, went 6-2 with a 2.36 ERA and 69 strikeouts...among AL pitchers during that span, ranked second with a 2.36 ERA and .195 opponents batting average, tied for second with six wins and seventh with 61.0 innings pitched...ranked fifth among AL pitchers in July with 12.86 strikeouts per nine innings, eighth with 40 strikeouts and ninth with a .212 opponents batting average...was on the suspended list from Sept. 14-20.

**2016**—Won 11 games in his first full season with the Astros...ranked 10th in the American League with 2.24 walks per nine innings...went the entire season without walking more than three batters in a game...his 30-start streak of allowing three-or-fewer walks was the longest single-season streak by an Astros pitcher since Roy Oswalt had a 32-game streak in 2006...posted a 2-0 record with a 2.86 ERA and 18 strikeouts in five starts during June...had a streak of 17.2 consecutive scoreless innings at home from June 1-July 6.

**2015**—Began the season with the Milwaukee Brewers before being acquired by the Astros on July 30...established a career high in strikeouts (180)...threw his first no-hitter and complete game Aug. 21 vs. Los Angeles (NL), allowing just three walks...finished the game by retiring 21 straight batters following a third inning walk to Joc Pederson...it marked the 11th no-hitter in club history, the 10th individual no-hitter and the first no-hitter in Minute Maid Park history...was named American League Player of the Week following the performance...allowed one earned run or fewer in each of his first four starts with the Astros, becoming one of five pitchers in franchise history to allow one earned run or fewer in each of his first four starts with the club...pitched in Game 5 of the American League Division Series against Kansas City, allowing one run in 1.0 inning of work.

**2014**—Split the season between Triple-A Nashville and Milwaukee...was named to the Pacific Coast League Midseason All-Star team...selected PCL Pitcher of the Week for the week ending May 4 after throwing 7.0 shutout innings with 11 strikeouts on April 30 vs. New Orleans...had a 5-0 record with a 0.80 ERA and 47 strikeouts in five April starts with Nashville...had a career-high 14 strikeouts over 6.0 shutout innings Aug. 14 at Chicago (NL)...became the fourth pitcher in Brewers history to strike out 14 or more in a game and the eighth Major League pitcher since 1900 with 14 or more strikeouts in 6.0 innings-or-fewer...named Brewers Pitcher of the Month for August after going 4-1 with a 1.80 ERA and 41 strikeouts in five starts...in 10 starts with Milwaukee from Aug. 9-Sept. 28, he went 6-4 with a 2.09 ERA...ranked second in the National League with 71 strikeouts during that stretch, while he was 10th in ERA.

**2013**—Limited to 17 appearances between Single-A Brevard County, Triple-A Nashville and Milwaukee due to injury...made an Opening Day roster at the Major League level for the first time in his career...sidelined from June 17-Sept. 3 with a right forearm fracture...pitched for Leones del Caracas in the Venezuelan Winter League and had a 0-1 record with an 11.05 ERA and 11 strikeouts in five appearances, including three starts.

**2012**—Spent most of the season with Milwaukee, pitching in 23 games, including 22 as a starter...ranked third among National League rookies in wins (9), ERA (3.74), innings (127.2) and strikeouts (135)...made his first Major League start May 29 at Los Angeles (NL), earning his first career win, allowing one run in 7.0 innings...threw 21.1 consecutive scoreless innings from June 16-July 5, the longest streak by a Brewer in 2012...posted-10 strikeout games on June 30 vs. Arizona, Aug. 24 at Pittsburgh and Sept. 30 vs. Houston...named the Brewers Pitcher of the Month for July after compiling a 1-2 record with a 1.01 ERA and 26 strikeouts in four starts...went 5-2 with a 1.02 ERA and 63 strikeouts over a nine-start stretch from June 16-Aug. 7.

**2011**—Named Brewers Minor League Pitcher of the Year after going 13-3 with five saves and a 1.86 ERA in 34 games, including 18 starts, between Double-A Huntsville and Triple-A Nashville... selected as an Organization All-Star by MiLB.com...led all Brewers minor leaguers in wins and ERA and was fourth in strikeouts (132)...named Southern League Pitcher of the Week for the week ending July 3 and Pacific Coast League Pitcher of the Week for the week ending Sept. 5...was selected Brewers Minor League Pitcher of the Month for August after going 4-0 with a 0.68 ERA and 44 strikeouts...sidelined from July 25-Aug. 3 with a right third digit tendon injury...made his Major League debut Sept. 14 vs. Colorado and recorded his first strikeout, fanning Carlos Gonzalez...pitched for Caracas in the Venezuelan Winter League and had a 3-2 record with a 2.22 ERA in six appearances, including five starts.

**2010**—Split the season between Single-A Brevard County and Double-A Huntsville, pitching in 27 games, including 19 starts...named to the Florida State League Midseason All-Star team... made five starts for Single-A Brevard County in April, going 1-2 with a 2.17 ERA...struck out a season-high 11 batters on May 15 at Daytona...sidelined from July 22-Aug. 9 with a right muscle strain...pitched for Surprise in the Arizona Fall League and had a 2-1 record with a 4.82 ERA and 17 strikeouts in five starts.

**2009**—Completed his first season of professional baseball, combining to appear in 22 games between Single-A Helena, Single-A Wisconsin and Single-A Brevard County...did not allow a run in 19-of-22 outings during the season...earned Pioneer League Pitcher of the Week twice during the season, for the week ending July 5 and the week ending July 26.

## PERSONAL/MISCELLANEOUS

Michael Bruce Fiers...attended Nova Southeastern University, where he led the nation with 145 strikeouts in 108.2 innings as a senior in 2009 and was named a Third Team All-American by the National Collegiate Baseball Writers Association and the American Baseball Coaches Association/Rawlings...was inducted into the Nova Southeastern University Athletics Hall of Fame in November 2017.

## LIFETIME PITCHING RECORD

Year	Club	W	L	ERA	G	GS	CG	SHO	SV	IP	H	R	ER	HR	HB	BB	IBB	SO	WP	BK
2009	Helena	1	0	1.29	13	0	0	0	8	21.0	10	3	3	2	1	1	0	35	2	0
	Wisconsin	0	0	0.00	3	0	0	0	1	6.0	4	0	0	0	1	2	0	8	0	0
	Brevard County	1	0	1.98	6	0	0	0	2	13.2	10	3	3	2	0	2	0	16	0	0
2010	Brevard County	4	8	3.47	17	15	0	0	0	93.1	78	37	36	6	11	23	0	94	5	0
	Huntsville	1	1	3.69	10	4	0	0	1	31.2	28	13	13	3	3	9	0	36	1	0
2011	Huntsville	5	3	2.64	22	8	0	0	5	61.1	42	21	18	7	2	14	0	63	1	2
	Nashville	8	0	1.11	12	10	1	1	0	64.2	41	18	8	4	3	22	0	69	1	0
	MILWAUKEE	0	0	0.00	2	0	0	0	0	2.0	2	0	0	0	0	3	0	2	0	0
2012	Nashville	1	3	4.42	10	10	1	1	0	55.0	49	28	27	6	3	18	0	49	5	1
	MILWAUKEE	9	10	3.74	23	22	0	0	0	127.2	125	56	53	12	2	36	0	135	4	0
	MILWAUKEE	1	4	7.25	11	3	0	0	0	22.1	28	20	18	8	0	6	0	15	1	0
2013	Nashville	1	2	2.20	5	5	1	0	0	28.2	24	8	7	3	0	12	0	30	1	0
	Brevard County	0	0	6.00	1	1	0	0	0	6.0	6	4	4	1	0	0	0	8	0	0
	Nashville	8	5	2.55	17	17	1	1	0	102.1	80	34	29	8	7	17	0	129	5	0
2014	MILWAUKEE	6	5	2.13	14	10	0	0	0	71.2	46	19	17	7	0	17	1	76	1	0
	MILWAUKEE	5	9	3.89	21	21	0	0	0	118.0	117	57	51	14	5	43	5	121	6	0
	HOUSTON	2	1	3.32	10	9	1	1	0	62.1	45	26	23	10	1	21	0	59	2	0
2016	HOUSTON	11	8	4.48	31	30	0	0	0	168.2	187	89	84	26	7	42	0	134	17	0
2017	HOUSTON	8	10	5.22	29	28	0	0	0	153.1	157	95	89	32	13	62	0	146	11	1
2018	DETROIT	7	6	3.48	21	21	0	0	0	119.0	121	49	46	20	5	26	1	87	2	0
	OAKLAND	5	2	3.74	10	9	0	0	0	53.0	45	22	22	12	3	11	0	52	2	0
2019	OAKLAND	15	4	3.90	33	33	1	1	0	184.2	166	82	80	30	9	53	0	126	13	1
<b>Major League Totals</b>		<b>69</b>	<b>59</b>	<b>4.02</b>	<b>205</b>	<b>186</b>	<b>2</b>	<b>2</b>	<b>0</b>	<b>1082.2</b>	<b>1039</b>	<b>515</b>	<b>483</b>	<b>171</b>	<b>45</b>	<b>320</b>	<b>7</b>	<b>953</b>	<b>59</b>	<b>2</b>

## CAREER TRANSACTIONS

**2009** — Selected by the Milwaukee Brewers organization in the 22nd round of the First-Year Player Draft. **2015** — Traded to the Houston Astros with outfielder Carlos Gomez and international slot cash in exchange for outfielder Domingo Santana, minor leaguer pitchers Josh Hader and Adrian Houser and minor league outfielder Brett Phillips, July 30. **2017** — On the suspended list, September 14 to 19. Elected free agency (contract non-

tender), Dec. 1; signed by the Detroit Tigers, Dec. 8. **2018** — On the disabled list, March 26 to April 7. Traded to the Oakland Athletics for two players to be named later (minor league pitcher Nolan Blackwood on Aug. 18 and minor league pitcher Logan Shore on Sept. 19), Aug. 6. Elected free agency (contract non-tender), November 30; re-signed by Oakland, December 24.

#### WILD CARD RECORD

Year	Club/Opp.	W	L	ERA	G	GS	CG	SHO	SV	IP	H	R	ER	HR	HB	BB	IBB	SO	WP	BK	
2019	OAK vs. TB																				
(On roster — did not pitch)																					

#### DIVISION SERIES RECORD

Year	Club/Opp.	W	L	ERA	G	GS	CG	SHO	SV	IP	H	R	ER	HR	HB	BB	IBB	SO	WP	BK	
2015	HOU vs. KC	0	0	9.00	1	0	0	0	0	1.0	1	1	1	0	0	0	0	0	0	0	0

#### FIERS' CAREER BESTS

**Low Hit Complete Game:** 0 (twice), May 7, 2019 vs. Cincinnati; Aug. 21, 2015 vs. Los Angeles (NL)

**Innings Pitched:** 9.0 (twice), last: May 7, 2019 vs. Cincinnati. As reliever: 5.0, August 3, 2015 at Texas

**Strikeouts:** 14, August 14, 2014 at Chicago (NL); 12, May 2, 2015 at Chicago (NL); 11, July 16, 2017 vs. Minnesota; 10 (five times), last: August 21, 2015 vs. Los Angeles (NL). As reliever: 6, August 3, 2015 at Texas

**Pitches:** 134, August 21, 2015 vs. Los Angeles (NL). As reliever: 96, August 3, 2015 at Texas

**Longest Winning Streak:** 12, May 7 to August 27, 2019

**Longest Losing Streak:** 6, September 17, 2014 to April 21, 2015

**Longest Scoreless Streak:** 21.1, June 16 to July 5, 2012

**OUTFIELDER****Height/Weight:** 6-0 / 198**Bats/Throws:** Left / Left**Birthdate:** December 29, 1994**Opening Day Age:** 25**Birthplace/Resides:** Caldwell, Georgia / Dublin, Georgia**Major League Service:** 1 year, 39 days**Obtained:** Acquired from the New York Yankees with Jorge Mateo and minor leaguer James Kaprielian for Sonny Gray and \$1.5 million international bonus slot cash, July 31, 2017**Contract Status:** First year of a one-year contract through 2020**CAREER HIGHLIGHTS**

Was originally drafted by New York (AL) in 2013 and spent the first five seasons of his professional career in the Yankees organization before he was traded to the A's in the Sonny Gray deal at the 2017 trading deadline...made his Major League debut with the Yankees in 2017 but ruptured his patellar tendon in the first inning of his first game and never batted...hit .224 with six home runs and 23 RBI in 69 games with the A's in 2018...is a .286 (709-for-2479) hitter with 129 doubles, 52 triples, 68 home runs, 367 RBI and 99 stolen bases in 606 games over seven seasons in the minors...played for Surprise in the Arizona Fall League in 2015...was rated as New York's 10th best prospect by *Baseball America* following the 2015 season and ninth best after 2016...was the A's fourth best following 2017.

**2019 HIGHLIGHTS**

Spent the entire season at Triple-A Las Vegas where he batted .277 with a career-high 25 home runs and a career-high 89 RBI in 130 games...also had career bests in runs (98), hits (154), walks (42), hit by pitches (6), at bats (556) and strikeouts (145)...his batting average was his lowest since 2014...tied for second in the Pacific Coast League in hits, ranked sixth in runs, tied for sixth in total bases (265) and tied for seventh in triples (7)...tied for second in the A's farm system in hits, ranked third in runs, fourth in home runs, RBI and total bases, tied for fifth in triples, sixth in extra base hits (54) and eighth in slugging (.477) and OPS (.810)...hit .288 (115-for-399) against right-handed pitchers compared to .248 (39-for-157) against left-handers...12 of his 25 home runs came with runners on base...was 6-for-14 (.429) with a grand slam with the bases loaded...batted .370 with six home runs in the first inning...had a .330 batting average over innings one through four, a .224 average from the fifth inning on...started 88 games in center field, 28 in right field and six in left field...had six assists in 124 games overall in the outfield and committed three errors for a .988 fielding percentage...also batted .308 in six games as the designated hitter...hit in every spot in the order except ninth and saw his most playing time with 91 games batting second.

**LAS VEGAS:** Started the season with five consecutive multiple hit games, including his first of three two-homer games on Opening Day, April 4 at El Paso...all three of his two-homer games came at El Paso (also April 8 and July 26)...had just one career multi-homer game entering the season...was batting .522 with eight runs scored, two doubles, four home runs and 10 RBI over his first five games through April 8...then hit .156 with five runs, three doubles, a triple and five RBI over his next 21 games from April 9 to May 3...rebounded to bat .369 with 12 runs and 15 RBI over his next 15 games from May 4 to 21...had a season-high eight-game hitting streak from May 24 to June 1 (11-for-37, .297)...had five home runs over his first 47 games through May 27...then hit 17 home runs over his next 50 contests from May 28 to July 27...batted .303 in 27 games in May...had a 0-for-23 streak from June 10 to 17...snapped the streak June 18 at Memphis when he drove in a career-high tying five runs, including a ninth inning grand slam, in a 12-1 win...that started a 10-game stretch where he went 16-for-37 (.432) with four doubles, three triples, four home runs and 13 RBI (1.027 slugging percentage)...went 2-for-3 with two walks, three RBI and a career-high four runs scored June 24 against Sacramento...tripled twice the next day at Fresno for the first multi-triple game of his career...had seven home runs and 22 RBI in 26 games in June...then hit eight home runs in July...had his first of two four-hit games July 14 against Salt Lake (also July 26 at El Paso)...hit .280 with six home runs in 11 games from July 14-26...had an outfield assist in back-to-back games on Aug. 9 at Iowa and Aug. 10 at Omaha...reached base

safely in each of his final games beginning Aug. 15 and hit .299 with a .357 on-base percentage over that span...then went 3-for-18 (.167) with three runs, a home run, two RBI, four walks and eight strikeouts in five postseason games.

## CAREER

**2018**—Batted .224 with six home runs and 23 RBI in 69 games over two stints with Oakland and .341 with four home runs and 27 RBI in 55 games with Triple-A Nashville...stole six bases with the A's, which tied for eighth among American League rookies...drew just eight walks and struck out 47 times and his average of 0.17 walks per strikeout was 10th lowest in Oakland history among players with 200 or more plate appearances...made 45 starts (44 in center field, one in left field), all in games started by a right-handed pitcher...hit .229 with all 11 of his extra base hits, 22 of his 23 RBI and all eight of his walks against right-handed pitchers...was 2-for-13 (.154) with a sacrifice fly against left-handers...batted .261 on the road, .169 at home...had just two extra base hits in Oakland (both home runs) and slugged .247 at home compared to .426 on the road...hit .190 with five of his six home runs with the bases empty, .282 with runners on...batted .320 with runners in scoring position and two outs...had five home runs in 40 night games, one home run in 29 day games...had a .190 batting average against a pitcher the first time he saw him in a game, .276 after that...in addition to starting in center field and left field, he also played three games in right field...had one assist and one error in 62 games overall in the outfield...was 4-for-12 (.333) with four RBI, a walk and five strikeouts as a pinch hitter...scored four runs in nine games as a pinch runner...batted .241 with a .256 on-base percentage in 27 games in the leadoff spot...also started games in the seven, eight and nine spot in the order...was 9-for-19 (.474) in the ninth inning...hit .136 in 10 interleague games...batted .312 with five of his six home runs in 21 games against the AL Central, .165 in 47 games against all other teams...was 7-for-14 (.500) when putting the first pitch in play...hit .126 with two strikes...batted .149 with a .174 on-base percentage when leading off an inning...was recalled from Nashville May 9 and made his Oakland debut that day against Houston when he lined out as a pinch hitter...made his first start May 11 at New York (AL) in center field and went 1-for-5...singled off Sonny Gray in the fourth inning for his first Major League hit...collected his first RBI and extra base hit on May 14 at Boston with a triple...stole the first base of his career May 17 at Toronto...hit his first Major League home run May 18 at Toronto, a solo shot off Marco Estrada in the third inning...hit .294 with four of his six home runs and 10 of his 23 RBI in 26 games in June...had the first two-homer game of his career June 1 at Kansas City...also drove in a career-high four runs and had his first career three-hit game...had a career-high seven-game hitting streak from June 20 to 27...went 9-for-25 (.360) during the streak...led off the game with a home run for the first time in his career July 6 at Cleveland...tied an Athletics record by striking out five times on July 9 in Houston...it was the seventh five-strikeout game in Oakland history, the first since Nick Swisher at San Diego, June 29, 2006...snapped a career-high 0-for-14 streak with a second inning single July 20...was batting .231 with six home runs and 21 RBI in 59 games when he was optioned to Nashville following the game on Aug. 1...was recalled Aug. 31 and was 1-for-10 with two RBI in 10 games following his return...did not make a start in nine games in September...went 1-for-3 with a walk in four pinch hitting appearances and also pinch ran four times...his .341 batting average with Nashville was his highest as a minor leaguer, as was his .364 on-base percentage...had 17 doubles, six triples and four home runs for a .520 slugging percentage...ranked second in the A's farm system in slugging, tied for eighth in triples and 10th in on-base percentage...was 13-for-15 (86.7%) in stolen base attempts, his fourth consecutive season with 10 or more steals...batted .344 against left-handed pitching compared to .339 against right-handers...hit three of his four home runs with runners on base...batted .306 with runners in scoring position, but that dropped to .154 with RISP and two outs...hit .372 on the road, .306 at home...had a .342 batting average leading off an inning...batted .392 in the first inning...hit in each of the first three spots in the order...batted .351 with all four of his home runs in 42 games batting third...appeared in 51 games in center field and two in right field...had four assists in 53 games overall in the outfield...also made five errors...was Nashville's Opening Day starter in center field on April 5 at New Orleans...went 3-for-5 and was a single short of the cycle...went 16-for-39 (.410) with four doubles, three triples, two home runs and seven RBI over a nine-game stretch from April 29 to May 8...had his first of two four-hit games April 30 at Colorado Springs...his second also came at Colorado Springs on Aug. 9...was batting .310 in 30 games when he was promoted to Oakland May 9...returned to Nashville Aug. 3 and hit .379 with 10 doubles, three triples, a home run and 11 RBI in 25 games in the final month of the season...had a streak

of seven consecutive multiple hit games from Aug. 7 to 14 and had at least one extra base hit in each game...went 19-for-31 (.613) with 12 runs scored, six doubles, two triples and five RBI during the streak...had a season-high 12-game hitting streak from Aug. 17 to 29 (13-for-50, .260).

**2017**—Was one of three players acquired from the Yankees in the Sonny Gray trade on July 31 but did not appear in a game with the A's as he was recovering from knee surgery...began the season at Triple-A Scranton/Wilkes-Barre and was batting .293 with 19 doubles, eight triples, 13 home runs, 43 RBI and 13 stolen bases in 70 games when he was selected by New York June 29...made his Major League debut with a start that day at Chicago (AL) in right field but ruptured his right patellar tendon with two outs in the first inning...did not have an at bat and was placed on the disabled list the next day...underwent surgery June 30 at Rush Orthopedics in Chicago...Dr. Bush-Joseph performed an open patellar tendon repair...was leading the International League in triples, ranked second in slugging (.542) and extra base hits (40), third in hits (87), tied for third in doubles, tied for fourth in runs (49) and fifth in OPS (.871) at the time of his promotion...finished the season tied for the IL lead in triples...was named to the IL Midseason All-Star team, but did not play in the game due to his promotion...hit .296 against right-handed pitchers, .286 against lefties...had seven home runs in 206 at bats against righties (29.4 at bats per home run), six in 91 at bats against lefties (15.2 at bats per home run)...six of his 13 home runs came in the first inning...hit .331 from the fourth inning on...batted .311 when leading off an inning...appeared in 40 games in center field, 14 in right field and 12 in left field...batted .327 in 48 games in the two spot in the order...never went more than two consecutive games without a hit...was named the A's number four prospect by *Baseball America* following the season...had his lone two-homer game in the second game of an April 9 doubleheader at Buffalo...had a season-high five-RBI in that contest...reached base safely in 19 consecutive games from April 16 to May 9...had a season-high 12-game hitting streak from April 26 to May 9...went 21-for-53 (.396) with three doubles, four triples, two home runs and eight RBI during the streak...collected six triples over a 16-game span from April 28 to May 15...hit for the cycle April 30 against Indianapolis...went 5-for-6 with two doubles, a triple, home run and two RBI in the RailRiders 7-6, 11-inning win...was named International League Batter of the Week for the week of April 24-30...went 11-for-26 (.423) with four runs, three doubles, two triples, two home runs, five RBI and two walks in six games...hit .325 in May...went 4-for-5 May 15 against Pawtucket and had another four-hit game May 27 at Toledo.

**2016**—Spent the season with Double-A Trenton, batting .281/.311/.458 with 67 runs, 30 doubles, 15 triples, 12 home runs, 88 RBI and 25 stolen bases in 132 games...led Yankees minor leaguers in RBI and total bases, ranked second in hits and ninth in batting average...finished second among all minor leaguers in triples (San Diego's Franchy Cordero-16)...tallied the Eastern League's highest single-season triples total since 1993...also ranked among EL leaders in hits (second), at bats (second), extra base hits (third, 57), total bases (third, 248), RBI (fourth) and slugging percentage (seventh)...was named an EL Midseason All-Star...hit .324 against left-handed pitching...compiled a 16-game hitting streak from July 18 to Aug. 4 (24-for-62, .387)...logged 29 extra base hits (12 doubles, eight triples, nine home runs) in his final 44 games beginning July 18, which tied for second most in the minors over that span...played primarily center field (119 games/116 games started), with three starts apiece in left field and right field...following the season, was tabbed as the No. 9 prospect and the "Best Defensive Outfielder" in the Yankees organization by *Baseball America* and as an Organization All-Star by MiLB.com.

**2015**—Combined at Single-A Charleston and Single-A Tampa to bat .298/.334/.394 with 64 runs, 20 doubles, six triples, five home runs, 70 RBI and 30 stolen bases in 123 games...among all Yankees minor leaguers, ranked second in RBI, fourth in stolen bases and sixth in batting average...began the season with Charleston, hitting .307/.340/.419 with 35 runs, nine doubles, three triples, four home runs, 31 RBI, 11 walks and 18 stolen bases in 58 games...was promoted to Tampa on June 22 where he hit .289 with 29 runs, 11 doubles, three triples, one home run and 12 stolen bases in 65 games...following the season, was tabbed as the No. 10 prospect in the Yankees organization by *Baseball America* and as an Organization All-Star by MiLB.com...also appeared in 16 games for the Surprise Saguaros of the Arizona Fall League and hit .279 with two home runs, seven RBI and seven stolen bases.



**2014**—Batted .257 with 33 runs, 13 doubles, six triples, nine home runs and 41 RBI in 66 games for Single-A Charleston...named the South Atlantic League Player of the Week on June 16 after batting .391 (9-for-23) with two runs, two doubles, one triple, one home run and six RBI in six games.

**2013**—Made his professional debut with the GCL Yankees 1, batting .241 with eight doubles, four triples, nine RBI and eight runs scored in 30 games.

## PERSONAL/MISCELLANEOUS

Dustin Ryan Fowler...graduated in 2013 from West Laurens HS (Ga.), where he was named regional "Player of the Year" as a senior.

### LIFETIME PLAYING RECORD

Year	Club	AVG.	G	AB	R	H	2B	3B	HR	RBI	SH	SF	HP	BB	SO	SB	CS	OBP	SLG	E
2013	GCL Yankees1	.241	30	112	8	27	8	4	0	9	0	0	1	4	23	3	1	.274	.384	2
2014	Charleston	.257	66	257	33	66	13	6	9	41	1	1	0	13	53	3	2	.292	.459	1
2015	Charleston	.307	58	241	35	74	9	3	4	31	0	2	2	11	47	18	7	.340	.419	6
	Tampa	.289	65	246	29	71	11	3	1	39	0	1	0	15	43	12	6	.328	.370	5
2016	Trenton	.281	132	541	67	152	30	15	12	88	2	5	4	22	86	25	11	.311	.458	5
2017	Scranton/Wilkes-Barre	.293	70	297	49	87	19	8	13	43	0	0	1	15	63	13	5	.329	.542	4
	NEW YORK	—	1	0	0	0	0	0	0	0	0	0	0	0	0	0	0	—	—	0
2018	Nashville	.341	55	229	37	78	17	6	4	27	0	1	0	9	41	13	2	.364	.520	5
	OAKLAND	.224	69	192	19	43	3	2	6	23	0	2	1	8	47	6	4	.256	.354	1
2019	Las Vegas	.277	130	556	98	154	22	7	25	89	0	2	6	42	145	12	4	.333	.477	3
	Major League Totals	.224	70	192	19	43	3	2	6	23	0	2	1	8	47	6	4	.256	.354	1
	Minor League Totals	.286	606	2479	356	709	129	52	68	367	3	12	14	131	501	99	38	.324	.462	31

### CAREER TRANSACTIONS

**2013** — Selected by the New York Yankees in the 18th round of the First-Year Player Draft. **2017** — On the disabled list, June 30 to November 5. Traded to the Oakland Athletics with infielder Jorge Mateo and minor league right-handed pitcher James Kaprielian for pitcher Sonny Gray and \$1.50 million international bonus slot cash, July 31.

### FOWLER'S CAREER HIGHS


**Hits:** 3 (twice), last: June 3, 2018 at Kansas City  
**Home Runs:** 2, June 1, 2018 at Kansas City  
**Runs Batted In:** 4, June 1, 2018 at Kansas City  
**Stolen Bases:** 1 (six times), last: July 22, 2018 vs. San Francisco  
**Hitting Streak:** 7, June 20 to 27, 2018  
**Hitless Streak (At Bats):** 14, July 10 to 14, 2018  
**Game Ending RBI:** None  
**Grand Slams:** None  
**Pinch-Hit Home Runs:** None  
**Inside-The-Park Home Runs:** None  
**Lead Off Home Runs:** 1, July 6 at Cleveland (Carlos Carrasco)

### COLISEUM FIRSTS

**Game:** April 17, 1968  
**Final Score:** Baltimore 4, Oakland 1  
**Winning Pitcher:** Dave McNally  
**Losing Pitcher:** Lew Krausse  
**Attendance:** 47,233  
**First Victory:** April 18, 1968  
**Final Score:** Oakland 4, Baltimore 3  
**Winning Pitcher:** Paul Lindblad  
**Losing Pitcher:** Gene Brabender

**Batter:** Curt Blefary, Baltimore (walked by Lew Krausse)  
**A's Batter:** Bert Campaneris (popped out to second baseman Davey Johnson)  
**Hit:** Boog Powell (Home run off Lew Krausse, 2nd inning, Apr. 17)  
**A's Hit:** Rick Monday (Home run off Dave McNally, 6th inning, Apr. 17)  
**Run:** Boog Powell (Home run off Lew Krausse, 2nd inning, Apr. 17)

**A's Run:** Rick Monday (Home run off Dave McNally, 6th inning, Apr. 17)  
**Error:** Bert Campaneris, SS (ball hit by Frank Robinson, 4th inning, Apr. 17)  
**Pinch Hit:** Tony La Russa (single off Dave McNally, 9th inning, Apr. 17)  
**Relief Pitcher:** Diego Segui (relieved Lew Krausse in 6th inning, Apr. 17)



**CATCHER**

**Height/Weight:** 6-1 / 190

**Bats/Throws:** Right / Right

**Birthdate:** January 8, 1991

**Opening Day Age:** 29

**Birthplace/Resides:** Atlanta, Georgia / Lawrenceville, Georgia

**Major League Service:** None

**Obtained:** Signed to a minor league contract, January 6, 2020

**Contract Status:** First year of a one-year contract through 2020

**NON-ROSTER INVITEE**

**CAREER HIGHLIGHTS**

Was originally selected by Arizona in the fifth round of the 2012 draft and has played in the Diamondbacks (2012-18) and Giants (2019) farm systems in his eight year professional career...is a .260 hitter with 22 home runs and 203 RBI in 525 games...has never played more than 91 games in a season...had played exclusively at catcher on defense prior to pitching three times in 2019... has tossed out 160-of-500 (32.0%) attempted base stealers in his career.

**2019 HIGHLIGHTS**

Batted a combined .286 with seven home runs and 22 RBI in 50 games with Triple-A Sacramento and Single-A San Jose...spent most of April and half of June in extended Spring Training and also had a two-week stint on the injured list with a strained right hamstring in late August...had career highs in home runs, batting, on-base percentage (.353), slugging percentage (.479) and OPS (.831) and matched his high in triples (1)...hit .333 (12-for-36) against left-handed pitchers, .269 (28-for-104) with six of his seven home runs against right-handers...batted .349 with two outs, including .300 with runners in scoring position and two outs...had a .219 batting average in his home ballparks compared to .358 on the road...hit .392 during the day, .225 at night...had seven home runs in 32 games before the All-Star Break, no home runs in 18 games after the break... made 32 starts at catcher and tossed out 13-of-23 (56.5%) attempted base stealers in 34 games overall behind the plate...committed just one error for a .997 fielding percentage...went 1-for-10 (.100) with five walks in four games at designated hitter and was 2-for-11 (.182) with a walk as a pinch hitter...also pitched three times, the first three appearances on the mound in his career (1.2 ip, 2 h, 2 r, 2 er, 0 bb, 0 so, 1 hr, 10.80 ERA)...hit in every spot in the order except the first three and saw his most games with 16 in the seven spot where he hit five of his seven home runs.

**MINORS:** Hit safely in each of his first five games, going 7-for-19 (.368) with two home runs and four RBI...however, those five games spanned from April 14 to May 2...began the year in extended spring, had a one-game stint with Sacramento from April 14-15 and a three-game stay with San Jose from April 27 to May 1 before returning to Sacramento May 2...went 4-for-27 (.148) with five walks over an 11-game stretch from May 4-24...then hit .345 with two home runs and six RBI over his next nine games before he was sent back to extended spring June 13...had a season-high six-game hitting streak from June 2-8, going 9-for-21 (.429) with three home runs and eight RBI...drove in a season-high three runs June 7 at New Orleans...returned to Sacramento June 25 and hit his seventh and final home run of the season in his 26th game that day at El Paso...finished the year with a 24-game homerless streak...went 19 consecutive games without an extra base hit from June 27 to Aug. 9...made his professional debut as a pitcher June 27 at El Paso and retired the only batter he faced, getting the final out of the eighth inning in a 17-6 loss...hit .360 with three home runs and eight RBI in eight games in June...went 1-for-8 (.125) in two games with San Jose from July 5-8, which included another one-batter stint on the mound on July 6 vs. Visalia (0.1 ip)...returned to Sacramento on July 9...made his third and final appearance as a pitcher on Aug. 10 against Nashville (1.0 ip, 2 h, 2 r, 2 er)...was placed on the injured list Aug. 14 with a strained right hamstring...was reinstated Aug. 27 and went 5-for-12 (.417) with four RBI over his final four games...was a perfect 4-for-4 with his lone triple of the year and a season-high tying three RBI in his final game of the season Sept. 2 against El Paso...it was his third career four-

hit game, his first since July 22, 2012 for Yakima against Everett...then went 7-for-29 (.241) with a double, RBI, five walks and 10 strikeouts in nine postseason games to help Sacramento to the Triple-A Championship.

## CAREER

**2018**—Began the spring in the Arizona system but was traded to San Francisco for cash considerations March 24...went on to bat a combined .254 with three home runs and 31 RBI in 73 games with Double-A Richmond and Triple-A Sacramento...hit .296 against left-handed pitching compared to .236 against right-handers...had a .222 batting average before the All-Star Break, .307 after the break...connected for all three of his home runs with Sacramento while on the road...all came with runners on base...batted .324 with runners in scoring position, including .364 with RISP and two outs...hit .301 with two outs, .228 with no outs or one out...started 59 games at catcher...tossed out 19-of-45 (42.2%) attempted base stealers...committed five errors in 62 games overall behind the plate for a .991 fielding percentage...was went 1-for-2 in one game at designated hitter and was 3-for-10 (.300) as a pinch hitter...saw his most playing time with 40 games batting seventh, where he hit .293...batted .196 in all other spots in the order...started the year at Richmond and was batting .194 with no extra base hits and two RBI in 12 games when he was transferred to Sacramento May 3...went on to hit .264 with three home runs and 29 RBI in 264 games with the River Cats...had nine RBI over his first 13 games at Triple-A but hit just .186...then went 9-for-21 (.429) over his next eight games from May 27 to June 7...had a season-high six-game hitting streak from July 27 to Aug. 10 (8-for-22, .364)...had his best month in August when he hit .378 in 15 games.

**2017**—Spent the entire season at Triple-A Reno where he hit .257 with three home runs and 27 RBI in 70 games...had a .285 batting average against right-handed pitchers compared to .140 against left-handers...all three of his home runs came with runners on base...started 60 games at catcher and committed two errors in 65 games overall behind the plate for a .996 fielding percentage...tossed out 13-of-57 (22.8%) attempted base stealers...also went 0-for-4 with a RBI and two walks as a pinch hitter...hit in every spot in the order except the first three, including 38 games in the eight spot and 27 batting ninth...reached base safely in 18 consecutive games from May 3 to June 8...hit .322 with a .403 on-base percentage over that span...batted .320 with two of his three home runs and 13 of his 27 RBI in 16 games in May...had a season-best 10-game hitting streak from July 17 to Aug. 5 (15-for-39, .385)...hit .306 in July...went 3-for-7 (.429) with a double and a walk in two postseason games.

**2016**—Combined for a .251 batting average, three home runs and 29 RBI in 68 games with Double-A Mobile and Triple-A Reno...batted .286 with two of his three home runs against left-handed pitchers, .237 against right-handers...hit .327 with runners in scoring position, .313 at home and .302 in June...committed five errors in 66 games at catcher for a .990 fielding percentage...tossed out 23-of-66 (34.8%) attempted base stealers...had his first career two-homer game May 5 against Chattanooga and hit all three of his home runs over a four-game stretch from May 5-11...committed his first error of the season May 13, snapping a 91-game errorless streak dating back to Aug. 28, 2014...matched his career high with four RBI June 12 against Jackson...was on the disabled list from June 30 to July 12 with a left thumb contusion...was hitting .246 with three home runs and 28 RBI in 58 games when he was promoted to Reno Aug. 15...batted .286 with a double and a RBI in 10 games in his Triple-A debut.

**2015**—Spent the entire season at Double-A Mobile where he hit .232 with a home run and 16 RBI in 73 games...batted .373 with his lone home run against left-handed pitchers, .192 against right-handers...did not commit an error in 71 games and 492 total chances at catcher...tossed out 20-of-74 (27.0%) attempted base stealers...batted .333 with a .415 on-base percentage in 12 games in July.

**2014**—Played for Single-A Visalia and batted .278 with three home runs and a career-high 41 RBI in a career-high 91 games...also had career highs in runs (43), hits (85), doubles (24), walks (30), extra base hits (28), at bats (306) and strikeouts (55)...stole the only base of his career on April 10 at Stockton...hit .307 after the All-Star Break and .355 when his team was trailing...tossed out 37-of-100 (37.0%) attempted base stealers...drew a career-high three walks May 27 against

Bakersfield...had a season-best 13-game hitting streak from July 30 to Aug. 15 (17-for-49, .347)... was placed on the disabled list Sept. 2 with a strained right hamstring and missed the remainder of the season.

**2013**—Played for both of the Diamondbacks Single-A affiliates at South Bend and Visalia and combined to bat .258 with two home runs and 21 RBI in 54 games...missed over a month of the season as he was on the disabled list from May 1 to June 11 with a fractured cheek bone...had a .311 batting average with runners in scoring position...drove in a career-high four runs April 26 at Beloit...hit .273 (6-for-22) with two runs, three RBI and a walk in seven postseason games for Visalia.

**2012**—Made his professional debut with Yakima of the Short-Season Single-A Northwest League and batted .273 with 10 doubles and 16 RBI in 46 games...was hit by a pitch a career-high eight times...hit .344 against left-handed pitching...collected a career-high four hits June 27 at Tri-City and July 22 vs. Everett...went 1-for-6 (.167) with a walk in two postseason games.

## PERSONAL/MISCELLANEOUS

Ronald Edward Freeman was originally signed by Diamondbacks scout T.R. Lewis...graduated from Brockwood (GA) High School...attended Kennesaw State where he was a three-time Atlantic Sun All-Conference honoree...had a 42-game hitting streak that was the longest in school history and the fourth-longest in NCAA history.

### LIFETIME PLAYING RECORD

Year	Club	AVG.	G	AB	R	H	2B	3B	HR	RBI	SH	SF	HP	BB	SO	SB	CS	OBP	SLG	E
2012	Yakima	.273	46	165	13	45	10	0	0	16	0	0	8	9	25	0	0	.341	.333	4
2013	South Bend	.238	23	80	6	19	4	0	2	10	0	0	3	7	12	0	0	.322	.363	3
	Visalia	.273	31	110	14	30	5	0	0	11	0	2	1	11	22	0	0	.339	.318	4
2014	Visalia	.278	91	306	43	85	24	1	3	41	1	6	2	30	55	1	1	.340	.392	6
2015	Mobile	.232	73	233	22	54	8	0	1	16	3	1	1	20	37	0	0	.294	.279	0
2016	Mobile	.246	58	191	22	47	11	0	3	28	1	4	2	13	41	0	0	.295	.351	3
	Reno	.286	10	28	4	8	1	0	0	1	0	0	0	3	8	0	0	.355	.321	2
2017	Reno	.257	70	222	35	57	13	1	3	27	1	0	1	19	50	0	1	.318	.365	2
2018	Richmond	.194	12	31	1	6	0	0	0	2	0	0	0	5	8	0	0	.306	.194	0
	Sacramento	.264	61	201	15	53	7	1	3	29	0	3	1	12	41	0	0	.304	.353	5
2019	Sacramento	.295	45	122	18	36	3	1	5	19	0	1	1	14	29	0	0	.370	.459	0
	San Jose	.222	5	18	3	4	1	0	2	3	0	0	0	0	8	0	0	.222	.611	1
<b>Minor League Totals</b>		<b>.260</b>	<b>525</b>	<b>1707</b>	<b>196</b>	<b>444</b>	<b>87</b>	<b>4</b>	<b>22</b>	<b>203</b>	<b>6</b>	<b>17</b>	<b>20</b>	<b>143</b>	<b>336</b>	<b>1</b>	<b>2</b>	<b>.322</b>	<b>.354</b>	<b>30</b>

### LIFETIME PITCHING RECORD

Year	Club	W	L	ERA	G	GS	CG	SHO	SV	IP	H	R	ER	HR	HB	BB	IBB	SO	WP	BK
2019	Sacramento	0	0	13.50	2	0	0	0	0	1.1	2	2	2	1	0	0	0	0	0	0
	San Jose	0	0	0.00	1	0	0	0	0	0.1	0	0	0	0	0	0	0	0	0	0
<b>Minor League Totals</b>		<b>0</b>	<b>0</b>	<b>10.80</b>	<b>3</b>	<b>0</b>	<b>0</b>	<b>0</b>	<b>0</b>	<b>1.2</b>	<b>2</b>	<b>2</b>	<b>2</b>	<b>1</b>	<b>0</b>	<b>0</b>	<b>0</b>	<b>0</b>	<b>0</b>	<b>0</b>

### CAREER TRANSACTIONS

**2012** — Selected by the Arizona Diamondbacks organization in the 5th round of the First-Year Player Draft.  
**2018** — Traded to the San Francisco Giants organization for cash considerations, March 24. **2019** — Elected free agency, November 4. **2020** — Signed by the Oakland Athletics to a minor league contract, January 6.

### ATHLETICS WHO HAVE HIT FOR THE CYCLE

Harry Davis at Boston, July 10, 1901  
 Nap Lajoie at Cleveland, July 30, 1901  
 Danny Murphy vs. St. Louis, August 25, 1910  
 Frank Baker at New York, July 3, 1911 (second game)  
 Mickey Cochrane at Washington, July 22, 1932  
 Mickey Cochrane at New York, August 2, 1933  
 Pinky Higgins at Washington, August 6, 1933  
 Jimmie Foxx at Cleveland, August 14, 1933  
 Doc Cramer at New York, June 10, 1934

Sam Chapman at St. Louis, May 5, 1939  
 Elmer Valo at Chicago, August 2, 1950  
 Tony Phillips at Baltimore, May 16, 1986  
 Mike Blowers at Chicago, May 18, 1998  
 Eric Chavez vs. Baltimore, June 21, 2000  
 Miguel Tejada at Seattle, September 29, 2001  
 Eric Byrnes at San Francisco, June 29, 2003  
 Mark Ellis vs. Boston, June 4, 2007

**RIGHT-HANDED PITCHER****Height/Weight:** 6-2 / 230**Bats/Throws:** Right / Right**Birthdate:** November 21, 1990**Opening Day Age:** 29**Birthplace/Resides:** Park Ridge, Illinois / Tempe, Arizona**Major League Service:** None**Obtained:** Signed to a minor league contract, November 19, 2019**Contract Status:** First year of a one-year contract through 2020**NON-ROSTER INVITEE****CAREER HIGHLIGHTS**

Has pitched six seasons as a professional and is 15-14 with eight saves and a 3.87 ERA in 188 career relief appearances...has struck out 297 in 246.1 innings, an average of 10.85 per innings...missed the entire 2016 and 2017 seasons after undergoing "Tommy John" surgery twice, in addition to hip labrum surgery...has seven career stints on the injured list in the minors...was selected by San Francisco in the 16th round of the 2012 draft and was selected by Tampa Bay in the Triple-A portion of the 2018 Rule 5 draft.

**2019 HIGHLIGHTS**

Was limited to just 21 relief appearances in the Tampa Bay system after spending three months of the season on the injured list with an inflamed right elbow...however, those were his most games pitched since 2015 (61) as he missed the entire 2016 and 2017 seasons and half of 2018 following two "Tommy John" surgeries...combined for a 2-1 record, three saves and a .122 opponents batting average with Double-A Montgomery, the Gulf Coast League Rays and Single-A Chattanooga...struck out 27 batters in 23.0 innings and surrendered just one home run...his opponents batting average broke down to .121 (4-for-33) with his lone home run against left-handed hitters compared to .122 (5-for-41) against right-handers...yielded a .125 batting average with runners in scoring position...opponents were 2-for-20 (.100) with two walks (.182 on-base percentage) when leading off an inning...they were 1-for-21 (.048) with two outs...did not allow a run in seven games on the road (7.2 ip) or five games during the day (5.1 ip)...tossed at least one inning in 19 of his 21 outings.

**MINORS:** Began the year at Montgomery and recorded the save in his first outing April 4 at Chattanooga (1.0 ip, 3 so)...went on the seven-day injured list the next day with an inflamed right elbow...was sent to the Rays affiliate in the Gulf Coast Rookie League for a rehab assignment July 5 and did not allow a run in three appearances (3.1 ip, 1 bb, 5 so) before he was reinstated from the IL and transferred to Charlotte July 13...made one appearance for the Stone Crabs that day against Tampa (1.0 ip) before returning to Montgomery July 18...spent the remainder of the season with the Biscuits...did not allow a run July 18 against Jackson, giving him a season-opening 6.1-inning scoreless streak, during which opponents went 1-for-19 with a walk...allowed four runs on three hits in 0.1 innings July 20 against Jackson, the only time he allowed more than one run or one hit in a game...also yielded his only home run of the season in that contest...tossed a season-high 2.0 innings of perfect relief July 30 against Birmingham for his second save of the season...did not allow a run over his final nine regular season games beginning Aug. 9 (9.2 ip)...opponents were 3-for-30 (.100) over that stretch...issued a season-high two walks Aug. 14 at Jackson...struck out a season-high four batters in 1.2 scoreless innings of relief Aug. 17 at Jackson...retired all nine batters that he faced in two postseason appearances with Montgomery (3.0 ip, 4 so)...the Biscuits lost the Southern League Semifinals 3 games to 1 and he was moved up to Triple-A Durham Sept. 10 for the International League Governors Cup Finals against Columbus...did not allow a run or a hit in two postseason games for the Bulls (2.1 ip, 3 so).

**CAREER**

**2018**—Returned from a second Tommy John surgery, his first professional action since 2015...split the season between the AZL Giants, Single-A San Jose and Double-A Richmond, going 1-1

with a 2.63 ERA in 14 appearances...made his season debut on a rehab assignment on July 22... reinstated from the disabled list and joined San Jose on Aug. 7...was transferred to Richmond on Aug. 19...was the second of four selections by the Rays in the Triple-A phase of the Rule 5 Draft.

**2017**—Suffered a significant tear in his ulnar collateral ligament while rehabbing from Tommy John surgery...underwent a second surgery in May.

**2016**—Underwent Tommy John surgery in March and hip labrum surgery in June.

**2015**—Spent the entire season with Single-A San Jose...led the California League with 61 appearances and ranked second with 20 holds...his 10.84 strikeouts per nine innings ratio ranked fifth among California League relievers...decreased his walk rate to 2.50 walks per nine innings, compared to 7.52 in his first three professional seasons...ranked by *Baseball America* as the No. 17 prospect in the Giants system following the season.

**2014**—Made 29 appearances between Single-A San Jose and Short-A Salem-Keizer, missing time with a right groin strain and right great toe fracture...went 3-3 with a 6.99 ERA between the two levels...recorded 43 strikeouts for a 10.37 strikeouts per nine innings ratio...also issued 39 walks for a 9.40 walks per nine innings ratio.

**2013**—Spent the entire season with Single-A Augusta...held opponents to a .226 average with 66 strikeouts but allowed 40 walks and 13 wild pitches.

**2012**—Began his professional career with Salem-Keizer, making 19 appearances.

## PERSONAL/MISCELLANEOUS

Ian James Gardeck was originally signed by San Francisco scout Andrew Jefferson...began his collegiate career at Dayton University, transferred to Angelina (Texas) Junior College and then pitched for one year at the University of Alabama...his younger brother, Dennis, is a linebacker for the NFL's Arizona Cardinals.

## LIFETIME PITCHING RECORD

Year	Club	W	L	ERA	G	GS	CG	SHO	SV	IP	H	R	ER	HR	HB	BB	IBB	SO	WP	BK
2012	Salem-Keizer	2	2	4.20	19	0	0	0	0	30.0	22	19	14	0	1	24	2	45	5	0
2013	Augusta	4	3	3.21	44	0	0	0	1	56.0	45	24	20	2	9	40	0	66	13	0
2014	San Jose	1	2	9.38	17	0	0	0	0	24.0	23	27	25	2	3	28	1	19	5	0
	Salem-Keizer	2	1	2.70	12	0	0	0	1	13.1	7	5	4	0	1	11	1	24	6	0
2015	San Jose	3	4	3.54	61	0	0	0	3	86.1	76	41	34	4	2	24	0	104	10	2
2016	Richmond	(Injured — did not pitch)																		
2017	Richmond	(Injured — did not pitch)																		
2018	AZL Giants	1	1	7.36	4	0	0	0	0	3.2	4	3	3	0	0	3	0	4	2	0
	San Jose	0	0	2.25	4	0	0	0	0	4.0	5	2	1	0	0	1	0	2	0	0
	Richmond	0	0	0.00	6	0	0	0	0	6.0	5	3	0	0	0	3	0	6	0	0
2019	Montgomery	1	1	2.41	17	0	0	0	3	18.2	9	5	5	1	0	9	0	22	3	0
	GCL Rays	1	0	0.00	3	0	0	0	0	3.1	0	0	0	0	0	1	0	5	0	0
	Charlotte	0	0	0.00	1	0	0	0	0	1.0	0	0	0	0	0	0	0	0	0	0
<b>Minor League Totals</b>		<b>15</b>	<b>14</b>	<b>3.87</b>	<b>188</b>	<b>0</b>	<b>0</b>	<b>0</b>	<b>8</b>	<b>246.1</b>	<b>196</b>	<b>129</b>	<b>106</b>	<b>9</b>	<b>16</b>	<b>144</b>	<b>4</b>	<b>297</b>	<b>44</b>	<b>2</b>

## CAREER TRANSACTIONS

**2011** — Selected by the Chicago White Sox in the 8th round of the First-Year Player Draft, did not sign. **2012** — Selected by the San Francisco Giants in the 16th round of the First-Year Player Draft. **2016** — Released, April 30; re-signed by San Francisco to a minor league contract, May 3. **2017** — Released, April 4; re-signed to a minor league contract, April 6. **2018** — Selected by Tampa Bay in the Triple-A Portion of the Rule 5 draft, December 13. **2019** — Elected free agency, November 4; signed by the Oakland Athletics to a minor league contract, November 19.

**INFIELDER****Height/Weight:** 5-10 / 180**Bats/Throws:** Left / Right**Birthdate:** February 13, 1988**Opening Day Age:** 32**Birthplace/Resides:** Temple, Texas / Leander, Texas**Major League Service:** 4 years, 105 days**Obtained:** Signed to a minor league contract, November 22, 2019**Contract Status:** First year of a one-year contract through 2020**NON-ROSTER INVITEE****CAREER HIGHLIGHTS**

Has played for three teams in seven seasons in the majors and is a .230 hitter with 22 home runs and 158 RBI in 541 games...was originally drafted by Toronto in 2009 and played for the Blue Jays from 2013-17...also played 41 games with the Royals in 2018 and 52 with the White Sox in 2019...has appeared in 276 games at second base, 208 at shortstop, 44 at third base, 10 in right field, five in left field and four at first base...also pitched once...was the Blue Jays Minor League Player of the Year in 2012...played for Salt River in the Arizona Fall League in 2012.

**2019 HIGHLIGHTS**

Began the season at Triple-A Charlotte and was batting .322 with 10 home runs and 48 RBI in 83 games when he was selected by Chicago (AL) July 17...spent the remainder of the season with the White Sox and hit .250 with two home runs and 10 RBI in 52 games...had career highs in on-base percentage (.333) and OPS (.681)...batted .406 (13-for-32) with a triple, two home runs and six RBI against left-handed pitchers compared to .205 (23-for-112) with six doubles and four RBI against right-handers...had a 1.128 OPS against lefties, .553 against righties...his career splits are .229 with a .592 OPS against lefties, .230 with a .620 OPS against righties...had a .273 average with runners in scoring position, but that improved to .348 with RISP and two outs...hit .291 in 33 games at night, .190 in 19 games during the day...batted .297 when leading off an inning...had a .297 average against a pitcher the first time he saw him in a game, .170 after that...his average decreased each month as he hit .324 in July, .250 in August and .105 in September...made 21 starts at third base, nine at shortstop and four in right field...also played first base (two games) and left field (one game)...committed five errors, including three at third base (.962 fielding percentage) and two at shortstop (.950)...went 1-for-4 (.250) in one game at designated hitter and was 2-for-10 with a double and a walk as a pinch hitter...started games at every spot in the order except third and fourth and made his most starts hitting second (10)...struck out 44 times and his average of 3.70 plate appearances per strikeout was the lowest mark of his career...averaged 9.59 plate appearances per walk, which was also the lowest of his career.

**CHICAGO:** Reached base safely in 17 of his first 20 games with the White Sox from July 17 to Aug. 6, going 21-for-63 (.333) with five doubles, a triple, two home runs, seven RBI, 11 walks and a .980 OPS...then hit .185 with a double, three RBI, six walks and a .439 OPS over his final 32 contests...made his Chicago debut on July 17 at Kansas City as the starting shortstop and went 2-for-3 with a home run...also homered July 22 against Miami but then went homerless over his final 47 games...each of his 22 games from July 31 to Aug. 21 came at third base, including 21 starts...had a season-best four-game hitting streak from Aug. 4-6 (8-for-15, .533)...collected a season-high three hits Aug. 6 at Detroit (also Aug. 19 at Minnesota)...went 7-for-40 (.175) with a double and no RBI over his final 19 games beginning Aug. 20...was 0-for-4 with a career-high tying four strikeouts Aug. 21 at Minnesota (also Sept. 19, 2013 vs. New York-AL)...played in just 18 of the White Sox final 35 games after that.

**CHARLOTTE:** Was named to the International League All-Star team with the Knights...his .322 batting average was his highest as a minor leaguer (min. 10 games) as was his .406 on-base percentage, .531 slugging percentage, .937 OPS and 10 home runs...at the time of his July 17 promotion to the White Sox, he ranked third in the IL in batting, fourth in on-base percentage and 10th

in OPS...batted .383 (18-for-47) against left-handed pitching compared to .310 (70-for-226) with nine of his 10 home runs against right-handers...had a .267 average with the bases empty, .386 with runners on...hit .352 with runners in scoring position...batted .299 or better in each month, including .338 in April, .303 in May, .299 in June and .381 in July...hit .396 when the score was tied, .358 following a loss, .340 with a .431 on-base percentage when leading off an inning and .326 in the seventh inning or later...started 55 games at second base and 27 at shortstop...had four errors as a second baseman (.984 fielding percentage) and four as a shortstop (.963)...saw most of his action with 58 games batting ninth, but also hit second, sixth, seventh and eighth...got off to a slow start as he hit .208 over his first eight games...then went 18-for-44 (.409) over his next 13 contests from April 14-30...scored a run in seven consecutive games from April 20-28 (seven runs total)...went 4-for-5 with a pair of doubles April 21 at Norfolk...had a season-best 11-game hitting streak from April 25 to May 7...went 14-for-40 (.350) with 10 RBI and 10 runs scored during the streak...had three hits and a season-high three RBI April 28 against Indianapolis...it was his first of four three-RBI games...batted .338 with eight doubles, a triple, three home runs, 14 RBI and a 1.030 OPS in 21 games in April...then hit .303 in May but drew 15 walks in 23 games for a .413 on-base percentage...was 3-for-4 on May 24 against Durham to boost his average to a season-high .341...then went 6-for-30 (.200) over his next 11 games through June 5...drew a season-high three walks July 5 against Norfolk...started at second base for the IL in the Triple-A All-Star Game on July 10 and went 1-for-2 with a strikeout...returned to Charlotte following the game and went 7-for-19 (.368) with two home runs and four RBI before he was selected by Chicago July 17.

## CAREER

**2018**—Began the season with Kansas City...played in 28 games at second base, five at third and four at shortstop...collected a season-high three hits April 12 vs. the Angels...played his final game on June 24 at Houston...was designated for assignment on June 28...refused an outright assignment to the minor leagues and declared free agency...signed with the Phillies on July 3 and was assigned to Triple-A Lehigh Valley, where he spent the rest of the season.

**2017**—Set career highs with 143 games, 99 hits, 21 doubles, nine home runs and 62 RBI...went 10-for-14 (.714) with two home runs and 20 RBI with the bases loaded...his 10 hits led the Major Leagues...also hit .330/.368/.540 with 11 extra-base hits with runners in scoring position...compiled a 10-game hitting streak from Aug. 22-31 (13-for-36, .361), the second longest of his career (12 in 2015)...hit the first two grand slams of his career on May 24 at Milwaukee and Sept. 22 vs. the Yankees...became the first shortstop in Blue Jays history to hit two slams in one season.

**2016**—Appeared in 76 games over four separate stints with the Blue Jays and 28 with Triple-A Buffalo...became the ninth different position player (13th time) in Blue Jays history to pitch in a game on July 1 vs. Cleveland...threw a scoreless 18th inning...was on the disabled list from July 2-31 with right forearm tightness...went 1-for-5 with an RBI and run scored in three games of the ALCS vs. Cleveland.

**2015**—Set career highs in every offensive category...led the Blue Jays with four triples...reached base safely in a career-best 16 straight games from Aug. 16 to Sept. 6, including a career-high 12-game hitting streak from Aug. 16 to Sept. 2 (16-for-38, .421)...recorded his first major-league stolen base on Aug. 29 vs. Detroit in his 197th game...hit his first career walk-off home run Sept. 1 vs. Cleveland, a two-run shot off Bryan Shaw...became the first shortstop in Blue Jays history to record a five-hit game on Sept. 30 at Baltimore, going 5-for-5 with three runs scored...went 0-for-17 with a walk in the ALDS vs. Texas...hit his first career postseason home run in Game 3 of the ALCS vs. Kansas City, a solo shot off Kris Medlen.

**2014**—His .995 fielding percentage ranked second among American League second basemen with at least 55 games played, trailing only Boston's Dustin Pedroia (.997).

**2013**—Made his Major League debut Aug. 23 at Houston, going 2-for-4 with a double...collected his first hit in the seventh inning of that game, a single off Jordan Lyles...hit safely in his first eight games, tying the franchise record set by Jesse Barfield in 1981...hit his first ML home run Sept.



18 vs. the Yankees, a solo shot off David Huff...his .993 fielding percentage ranked third among American League second basemen from his debut until the end of the season.

**2012**—Led the Eastern League with 158 hits at Double-A New Hampshire...his 33 doubles and .289 average led the team...was named to the EL All-Star team and was selected as the Blue Jays Minor League Player of the Year...played in 13 games for Salt River in the Arizona Fall League.

**2011**—Spent most of the season at Single-A Dunedin, appearing in 101 games.

**2010**—Combined to bat .271 with 28 doubles, 53 RBI and 57 runs scored in 124 games with the Gulf Coast League Blue Jays and Advanced Rookie Auburn.

**2009**—Made his professional debut, appearing in 46 games with the GCL Blue Jays, Auburn and Single-A Lansing.

## PERSONAL/MISCELLANEOUS

Ryan Matthew Goins was originally signed by Blue Jays scout Rusty Gerhardt...is a 2006 graduate of Stony Point High School in Round Rock, Texas...attended Dallas Baptist University, where he played three seasons as an infielder/pitcher...was named a Third Team All-American in 2009 by Louisville Slugger, *Baseball America* and the MCBWA after hitting .371 with 22 home runs in 55 games...his father and uncle both played in the minor leagues.

### LIFETIME PLAYING RECORD

Year	Club	AVG.	G	AB	R	H	2B	3B	HR	RBI	SH	SF	HP	BB	SO	SB	CS	OBP	SLG	E
2009	GCL Blue Jays	.111	3	9	1	1	0	0	0	0	0	0	0	2	0	0	0	.111	.111	0
	Auburn	.297	24	101	15	30	5	1	0	8	1	0	0	8	23	2	2	.349	.366	8
2010	Lansing	.198	19	81	6	16	4	0	0	9	0	1	0	7	23	1	2	.258	.247	2
	Dunedin	.205	47	166	8	34	9	0	0	18	3	2	0	11	33	1	1	.251	.259	9
2011	Dunedin	.286	101	353	50	101	24	5	3	52	10	3	0	32	67	2	2	.343	.408	16
	GCL Blue Jays	.000	1	3	0	0	0	0	0	0	0	0	0	1	0	0	0	.000	.000	0
2012	New Hampshire	.289	136	546	66	158	33	4	7	61	19	6	0	47	78	15	9	.342	.403	16
2013	Buffalo	.257	111	377	42	97	22	1	6	46	9	2	1	29	85	3	5	.311	.369	9
	TORONTO	.252	34	119	11	30	5	0	2	8	0	0	0	2	28	0	0	.264	.345	1
2014	TORONTO	.188	67	181	14	34	6	3	1	15	6	1	0	5	42	0	1	.209	.271	1
	Buffalo	.284	97	363	36	103	21	2	0	30	7	2	2	28	64	4	4	.337	.353	5
2015	Buffalo	.350	6	20	1	7	1	0	0	3	0	1	0	0	5	0	0	.333	.400	0
	TORONTO	.250	128	376	52	94	16	4	5	45	7	5	1	39	83	2	1	.318	.354	8
2016	TORONTO	.186	76	183	13	34	9	2	3	12	3	0	1	9	48	1	1	.228	.306	4
	Buffalo	.265	28	98	9	26	6	0	2	10	3	1	0	8	23	0	1	.318	.388	3
2017	TORONTO	.237	143	418	37	99	21	1	9	62	5	5	0	31	96	3	2	.286	.356	7
2018	KANSAS CITY	.226	41	115	10	26	8	1	0	6	1	0	0	4	29	0	0	.252	.313	1
	Lehigh Valley	.220	42	127	20	28	6	0	2	8	2	1	0	13	32	4	1	.291	.315	1
2019	Charlotte	.322	83	273	47	88	23	2	10	48	1	2	1	39	77	3	3	.406	.531	8
	CHICAGO (AL)	.250	52	144	13	36	6	1	2	10	1	0	1	17	44	0	1	.333	.347	5
Major League Career		.230	541	1536	150	353	71	12	22	158	23	11	3	107	370	6	6	.279	.335	28
Minor League Career		.277	775	2812	350	780	173	17	33	328	59	24	5	257	573	41	37	.336	.386	89

### LIFETIME PITCHING RECORD

Year	Club	W	L	ERA	G	GS	CG	SHO	SV	IP	H	R	ER	HR	HB	BB	IBB	SO	WP	BK
2016	TORONTO	0	0	0.00	1	0	0	0	0	1.0	2	0	0	0	0	1	1	0	0	0

### CAREER TRANSACTIONS

**2009** — Selected by the Toronto Blue Jays in the 4th round of the First-Year Player Draft. **2016** — On the disabled list, July 2 to 31; included rehabilitation assignment to Buffalo, July 15 to 31. **2017** — Elected free agency (contract non-tender), December 1. **2018** — Signed by the Kansas City Royals to a minor league contract, January 25. Elected free agency, July 2; signed by the Philadelphia Phillies to a minor league contract, July 3. Elected free agency, November 2; signed by the Chicago White Sox to a minor league contract, December 9. **2019** — Elected free agency, October 31; signed by the Oakland Athletics to a minor league contract, November 22.

## DIVISION SERIES RECORD

Year	Club/Opp.	AVG.	G	AB	R	H	2B	3B	HR	RBI	SH	SF	HP	BB	SO	SB	CS	OBP	SLG	E
2015	TOR vs. TEX	.000	5	17	1	0	0	0	0	0	2	0	0	1	5	0	0	.056	.000	0

## LEAGUE CHAMPIONSHIP SERIES RECORD

Year	Club/Opp.	AVG.	G	AB	R	H	2B	3B	HR	RBI	SH	SF	HP	BB	SO	SB	CS	OBP	SLG	E
2015	TOR vs. KC	.263	6	19	3	5	1	0	1	4	1	0	0	0	7	0	0	.263	.474	0
2016	TOR vs. CLE	.200	3	5	1	1	0	0	0	1	0	0	0	1	2	0	0	.333	.200	0
<b>Totals</b>		<b>.250</b>	<b>9</b>	<b>24</b>	<b>4</b>	<b>6</b>	<b>1</b>	<b>0</b>	<b>1</b>	<b>5</b>	<b>1</b>	<b>0</b>	<b>0</b>	<b>1</b>	<b>9</b>	<b>0</b>	<b>0</b>	<b>.280</b>	<b>.417</b>	<b>0</b>

## GOINS' CAREER HIGHS

**Hits:** 5, September 30, 2015 at Boston

**Home Runs:** 1 (22 times), last: July 22, 2019 vs. Miami

**Runs Batted In:** 5, June 14, 2015 at Boston

**Stolen Bases:** 1 (six times), last: September 9, 2017 vs. Detroit

**Hitting Streak:** 12, August 16 to September 2, 2015

**Hitless Streak (At Bats):** 24, May 14 to 19, 2017

**Game Ending RBI:** 2, May 10, 2017 vs. Cleveland (single); September 1, 2015 vs. Cleveland (Bryan Shaw)

**Grand Slams:** 2, September 22, 2017 vs. New York-AL (Masahiro Tanaka); May 24, 2017 at Milwaukee (Oliver Drake)

**Pinch-Hit Home Runs:** None

**Inside-The-Park Home Runs:** None

**Lead Off Home Runs:** None

**RIGHT-HANDED PITCHER****Height/Weight:** 6-0 / 185**Bats/Throws:** Right / Right**Birthdate:** November 13, 1992**Opening Day Age:** 27**Birthplace/Resides:** Spartanburg, South Carolina / Lyman, South Carolina**Major League Service:** 2 years, 59 days**Obtained:** Selected in the 2nd round of the 2014 First-Year Player Draft**Contract Status:** First year of a one-year contract through 2020**CAREER HIGHLIGHTS**

Is 4-14 with a 5.91 ERA in 23 starts over two seasons with the A's...made his Major League debut with 18 starts in 2017 and had just five starts in 2018 before undergoing "Tommy John" surgery Aug. 1...missed the entire 2019 season but did pitch for Mesa in the Arizona Fall League following the season...is 24-23 with a 3.42 ERA (166 er in 437.1 ip) in 87 games, including 74 starts, in five seasons as a minor leaguer...was named Pacific Coast League Pitcher of the Week for the week of May 22-28, 2017...led the A's farm system with 151 strikeouts in 2016...tied for the Midwest League lead in complete games (2) and losses (13) in 2015...was selected by the A's in the 2nd round of the 2014 draft...was rated as the A's No. 8 prospect by *Baseball America* following the 2016 season.

**2019 HIGHLIGHTS**

Spent the entire season on the 60-day injured list as he continued his recovery from Aug. 1, 2018 ulnar collateral ligament reconstruction surgery on his right elbow...was assigned to Mesa in the Arizona Fall League following the season and went 3-1 with a 2.57 ERA and .204 opponents batting average in five starts for the Solar Sox...tied for the AFL lead in wins...was limited to just 14.0 innings as he tossed 2.0 innings in his first start and 3.0 in each of his final four...his opponents batting average broke down to .074 (2-for-27) against right-handed hitters compared to .364 (8-for-22) against left-handers...yielded a .150 batting average with runners on base...his start on Sept. 19 at Salt River was his first game since June 3, 2018, a start with Oakland.

**CAREER**

**2018**—Went 0-3 with a 5.18 ERA in five starts over two stints with the A's before going on the disabled list June 5 with a strained right elbow...would not pitch again before undergoing ulnar collateral ligament reconstruction on his right elbow Aug. 1...the surgery was performed by Dr. Keith Meister in Arlington, Tex...is now 4-14 in 23 career starts...since 1908, the only other A's pitcher to lose 14 games over his first 23 career appearances is Johnny Gray, who went 3-14 over his first 23 games from July 18, 1954 to Sept. 10, 1955 with the Philadelphia and Kansas City A's...the last Major Leaguer with 14 or more losses over his first 23 career appearances is Jeremy Bolderman, who started 6-15 for Detroit in 2003...allowed five home runs in 24.1 innings and has now surrendered 26 home runs in 115.2 career innings (2.02 per nine innings)...has surrendered 32 home runs in 437.1 innings in the minors (0.66 per nine innings)...his 26 home runs are the most in Athletics history by a pitcher over the first 23 games of his career...opponents hit .269, including .267 by left-handed hitters compared to .270 by right-handers...had a .913 OPS against lefties, .787 against righties...allowed a .351 batting average and all five of his home runs with the bases empty, .139 with runners on...yielded a .188 average with runners in scoring position...also surrendered all five of his home runs with two outs...had a .200 opponents average the first time through the lineup, .321 after that...his career splits are .220 the first time and .352 after that...yielded a .333 average to batters leading off an inning and has a .353 career average in that situation with a .405 on-base percentage and .517 slugging percentage...did not allow a run in the first inning (5.0 ip) and has a 1.17 ERA in the first inning in his career...received one run of support or fewer in three of his five starts in 2018 and in 14 of his 23 starts in his career...is 0-12 in those 14 starts and 4-2 in nine starts with more than one run of support...began the season in the A's starting rotation and went 0-1 with an 11.05 ERA in two starts before he was optioned to Triple-A Nashville April 7...allowed four runs in 4.0 innings in his first start on April 1 and five

runs in 3.1 innings in his second start on April 6, both against Los Angeles (AL)...that extended his streak of consecutive starts with four runs or more and fewer than five innings pitched to five dating back to Sept. 19, 2017...that matched the longest such streak by an A's pitcher since at least 1908 (Rick Langford, April 4-July 17, 1983)...is the seventh pitcher in Oakland history with five consecutive starts of fewer than five innings (previous: Dallas Braden, Aug. 12 to Sept. 29, 2007)...returned to Oakland May 23 and went 0-2 despite a 2.65 ERA and .226 opponents batting average in three starts before he was placed on the 10-day disabled list June 5 retroactive to June 4 with a strained right elbow...tossed a career-high tying 7.0 innings and a career-high 104 pitches in a 1-0 loss to Seattle on May 23...took the loss May 29 against Tampa Bay to extend his losing streak to a career-high six games...is 0-6 with a 7.59 ERA (34 er in 40.1 ip), .305 (50-for-164) opponents batting average and 13 home runs in 40.1 innings over his last nine starts dating back to Sept. 14, 2017...his last win came on Sept. 9, 2017 against Houston...allowed three consecutive home runs in the third inning of his start against Tampa Bay (Cron, Wendle, Ramos) to become the first A's pitcher to allow three straight home runs since Keith Foulke on Sept. 18, 2008 against Los Angeles-AL...yielded just one run in 5.0 innings in his final start June 3 at Kansas City but had a no decision in the A's 5-1 win...was transferred to the 60-day DL July 21 and had his season-ending surgery Aug. 1...went 4-0 with a 1.63 ERA in seven games, including five starts, with Triple-A Nashville...was leading the Pacific Coast League in ERA and opponents batting average (.190) and was tied for fifth in wins at the time of his May 23 promotion to Oakland...surrendered just one home run in 38.2 innings...struck out 42, an average of 9.78 per nine innings...his opponents batting average included a mark of .146 against left-handed hitters compared to .208 against right-handers...held the opposition to a .128 batting average with runners in scoring position...the Sounds were 5-0 in his starting assignments...allowed two runs or fewer in six of his seven appearances and five hits or fewer six times...tossed 4.0 scoreless innings and allowed just one hit in each of his first two outings, a relief appearance against Iowa April 12 and a start at Iowa April 17...pitched 7.0 innings in relief of Chris Bassitt May 5 against Memphis and struck out a season-high nine...did not walk a batter and allowed just one run for the win.

**2017**—Went 4-11 with a 6.11 ERA in 18 starts over two stints with Oakland in his Major League debut...his .267 winning percentage was third lowest in the American League and tied for fourth lowest in Oakland history...it was the lowest since Steve Karsay went 3-12 (.200) in 1997...had 91.1 innings pitched and did not qualify for the league leaders...based on a minimum of 90 innings pitched, he had the second highest opponents slugging percentage in the AL (.549), the fourth-highest batting average (.306) and OPS (.906) and the fifth-highest ERA...using the 90-inning minimum, his slugging percentage, OPS and average of 2.07 home runs per nine innings were second highest in Oakland history to Gil Heredia in 2001 (.554, .911, 2.22)...his ERA was sixth highest and the highest since Omar Olivares had a 6.75 ERA in 2000...ranked fifth among AL rookies in games started (18), sixth in innings pitched (91.1) and eighth in strikeouts (72)...tied for eighth among all AL pitchers in wild pitches (10)...his opponents batting average included a .296 mark against right-handed hitters compared to .319 against left-handers...surrendered 15 of his 21 home runs to righties...had a .225 opponents batting average the first time through the lineup, .360 after that...received one run of support or fewer in 11 of his 18 starts and was 0-10 in those starts...went 4-1 in seven starts more than one run of support...held the opponent's clean-up hitter to a .200 batting average...was selected from Triple-A Nashville June 14 and was the losing pitcher in his Major League debut, an 11-6 A's loss at Miami on June 14...became the 50th pitcher in Oakland history to start in his debut...allowed a career-high seven runs in 3.1 innings, which were the most runs allowed in Oakland history by a pitcher in his debut...they were the most by any A's pitcher since Glenn Cox allowed seven runs in 1.1 innings for the Kansas City A's on Sept. 20, 1955 against Detroit...had a sacrifice hit in his first professional plate appearance and then had an infield single off Edinson Volquez in the fourth inning for his first ML hit...joins Tim Hudson (June 8, 1999 at San Diego) as the only pitchers in Oakland history with a hit in their ML debut...earned his first ML win in his third start, allowing two unearned runs in 6.0 innings in a 10-2 win at Chicago (AL) June 24...tossed 3.0 innings or more and walked one batter or fewer in each of his first five career games through July 4 (3 bb in 26.0 ip, 1.04 walks per nine innings)...is the only Athletics pitcher since 1913 and the 11th Major League to begin his career with five consecutive games of one walk or fewer and 3.0 innings pitched or more...tossed a career-high 7.0 innings in a 3-2 loss to Tampa Bay July 17...allowed a run on three hits in a career-high 7.0 innings at San Francisco Aug. 2 and picked up the win...however was optioned to Nashville the

next day with a 3-6 record, a 5.17 ERA and .281 opponents batting average in 10 starts...was recalled Aug. 23 and went 1-5 with a 7.47 ERA and .342 opponents batting average in eight starts following his return...finished August 1-1 with a 3.86 ERA in three starts...then went 1-4 with an 8.42 ERA and .336 opponents batting average in six starts in September...based on a minimum of 25 innings pitched, his ERA was the highest in the majors in the month and the highest by an A's pitcher in September since Hod Lisenbee had a 9.10 ERA in 1936...tied for the ML lead with nine home runs in September...struck out a career-high seven in an 11-1 win over Houston in the first game of the doubleheader Sept. 9 in Oakland...yielded a career-high four home runs and a career-high tying seven runs in 4.1 innings in a 7-1 loss to Seattle Sept. 25...compiled a 4-4 record with a 3.66 ERA and .239 opponents batting average in 14 starts with Nashville...surrendered just six home runs in 76.1 innings, an average of 0.71 per nine innings...five of the six were solo shots...his opponents batting average included a mark of .230 against right-handed hitters compared to .250 against left-handers...opponents hit .161 with runners in scoring position and two outs...earned his first win May 12 against Albuquerque when he allowed one run in 6.0 innings...was named Pacific Coast League Pitcher of the Week for the week of May 22-28...won each of his two starts that week and did not allow a run or walk a batter (14.0 ip, 6 h, 14 so)...tossed 8.0 innings at Sacramento May 22 and 6.0 innings against Colorado Springs May 27 as part of a 15.0-inning scoreless streak from May 22 to June 5...went 3-0 with a 1.54 ERA and .203 opponents batting average in six starts in May...was 3-3 with a 3.41 ERA in 11 starts when he was promoted to Oakland June 14...ranked sixth in the PCL in ERA and opponents batting average (.231) at the time...returned to Nashville following his Aug. 3 option from Oakland and went 1-1 with a 4.60 ERA in three starts...struck out a season-high 10 batters in 6.0 innings in a 6-1 loss to Memphis Aug. 12.

**2016**—Pitched at three different levels in the A's farm system and combined for a 10-6 record, a 2.69 ERA and .221 opponents batting average in 27 starts with Single-A Stockton, Double-A Midland and Triple-A Nashville...led the A's farm system in strikeouts (151), ranked second in innings pitched (153.2), tied for second in wins and sixth in ERA...had minor league career highs in wins, innings pitched and strikeouts and matched his highs in games and games started...surrendered just eight home runs, an average of 0.47 per nine innings...went 5-2 with a 1.66 ERA over his final 11 starts beginning July 13...held the opposition to a .154 batting average when leading off an inning...issued just nine walks for a .203 on-base percentage in that situation...began the season at Stockton and went 4-1 with a 3.33 ERA in nine starts with the Ports...was on the disabled list from April 25 to May 3 with a strained right shoulder...combined on a four-hit shutout in a 7-0 win over Visalia May 20...tossed seven innings and allowed two of the hits...walked two and struck out nine and earned California League Pitcher of the Week honors for the week of May 16 to 22...was tied for fifth in the CL in strikeouts (53) when he was promoted to Midland May 30...went 5-5 with a 2.49 ERA in 16 starts with the RockHounds...the ERA was fifth lowest in the Texas League during his stint at Double-A (May 30 to Aug. 29) and his 94 strikeouts ranked second...had a 13-start, 75.1-inning homerless streak from June 13 to Aug. 25...surrendered just one earned run in five consecutive starts from July 13 to Aug. 2 for a 1.42 ERA, but was just 2-1...went 3-0 with a 1.65 ERA over his final five starts beginning Aug. 13...struck out a season-high 10 batters in his final start with Midland on Aug. 25 at Corpus Christi...was transferred to Nashville Aug. 30 and went 1-0 with a 1.98 ERA in two starts with the Sounds...was rated as the A's No. 8 prospect by *Baseball America* following the season.

**2015**—Spent the entire season at Single-A Beloit and went 5-13 with a 4.73 ERA and .270 opponents batting average in 27 games, all starts...tied for the Midwest League lead in complete games (2), tied for fourth in games started and tied for fifth in innings pitched (144.2)...was one of two pitchers in the A's farm system with two complete games...also ranked second in the A's farm system in strikeouts (112) and fifth in innings pitched...had career highs in games, starts, innings pitched and strikeouts...tossed his first complete game June 30 at Quad Cities, a seven-inning four-hitter in a 4-1 win (3 bb, 4 so)...his second complete game came in a rain-shortened 2-1 loss at Peoria July 16 (6.1 ip, 5 h, 3 r, 1 er, 2 bb, 5 so)...tossed 6.0 scoreless innings for the win in his penultimate start Aug. 30 at Kane County, his only start in which he did not allow a run.

**2014**—Went 1-0 with a 2.25 ERA in 12 games (one start) in his professional debut with Short Season Single-A Vermont...struck out 25 and walked just one in 24.0 innings...surrendered just one home run...allowed a .188 opponents batting average, including .176 against right-handed

hitters...tossed exactly 2.0 innings in each of his 12 games...including his lone start on Aug. 4 against Mahoning Valley...made his debut June 27 against Lowell (2.0 ip, 1 h, 1 r, 1 er, 1 so)...picked up his first win in his second outing July 2 against Tri-City (2.0 ip, 4 h, 1 r, 1 er, 1 bb, 1 so).

## PERSONAL/MISCELLANEOUS

Daniel James Gossett was originally signed by A's scout Neil Avent...graduated from James F. Byrnes HS (SC)...attended Clemson University...was Second Team All-America selection by *Collegiate Baseball* in 2014 and a Golden Spikes Award finalist.

### LIFETIME PITCHING RECORD

Year	Club	W	L	ERA	G	GS	CG	SHO	SV	IP	H	R	ER	HR	HB	BB	IBB	SO	WP	BK
2014	Vermont	1	0	2.25	12	1	0	0	0	24.0	16	6	6	1	0	1	0	25	0	0
2015	Beloit	5	13	4.73	27	27	2	0	0	144.2	151	92	76	16	6	52	0	112	10	1
2016	Stockton	4	1	3.33	9	9	0	0	0	46.0	40	20	17	4	1	13	0	53	4	1
	Midland	5	5	2.49	16	16	0	0	0	94.0	75	37	26	4	1	25	0	94	13	0
2017	Nashville	1	0	1.98	2	2	0	0	0	13.2	10	3	3	0	0	3	0	4	1	0
	Nashville	4	4	3.66	14	14	0	0	0	76.1	70	35	31	6	1	24	1	71	10	0
	OAKLAND	4	11	6.11	18	18	0	0	0	91.1	116	67	62	21	0	31	0	72	10	0
2018	OAKLAND	0	3	5.18	5	5	0	0	0	24.1	25	14	14	5	1	8	0	12	1	0
	Nashville	4	0	1.63	7	5	0	0	0	38.2	26	10	7	1	1	16	0	42	2	0
2019	OAKLAND	(Injured — did not pitch)																		
Major League Totals		4	14	5.91	23	23	0	0	0	115.2	141	81	76	26	1	39	0	84	11	0
Minor League Totals		24	23	3.42	87	74	2	0	0	437.1	388	203	166	32	10	134	1	401	40	2

### CAREER TRANSACTIONS

**2011** — Selected by the Boston Red Sox organization in the 16th round of the First-Year Player Draft; did not sign. **2014** — Selected by the Oakland Athletics organization in the 2nd round of the First-Year Player Draft. **2018** — On the disabled list, June 4 to October 28. **2019** — On the injured list, February 15 to October 31.

### GOSSETT'S CAREER BESTS

Low Hit Complete Game: None

Innings Pitched: 7.0 (three times), last: May 23, 2018 vs. Seattle

Strikeouts: 7, September 9, 2017 vs. Houston

Pitches: 104, May 23, 2018 vs. Seattle

Longest Winning Streak: 1 (four times), last: September 9, 2017

Longest Losing Streak: 6, September 14, 2017 to present

Longest Scoreless Streak: 5.0 (four times), last: May 23 to 29, 2018

**OUTFIELDER****Height/Weight:** 6-0 / 216**Bats/Throws:** Switch / Left**Birthdate:** September 16, 1989 **Opening Day Age:** 30**Birthplace/Resides:** San Diego, California / Spring, Texas**Major League Service:** 5 years, 60 days**Obtained:** Signed as a free agent, February 15, 2019**Contract Status:** First year of a one-year contract through 2020**CAREER HIGHLIGHTS**

Is a .253 career hitter with 42 home runs and 231 RBI in 675 games in seven seasons in the majors with Houston (2013-15), Minnesota (2016-18) and Oakland (2019)...also has 324 walks for a .351 on-base percentage...had his best season in his first year with the Twins in 2016...had career highs that year in batting (.280), on-base percentage (.386), slugging (.443) and home runs (11)...was Pittsburgh's Minor League Player of the Year in 2011 and was rated as the Pirates eighth-best prospect by *Baseball America* following the season...also played for Mesa in the Arizona Fall League that year.

**2019 HIGHLIGHTS**

Played in a career-high 138 games in his first season as an Athletic and batted .240 with six home runs and 38 RBI...added 59 walks for a .334 on-base percentage...also had career highs in at bats (420) and triples (3) and matched his best in stolen bases (9)...his batting average, on-base percentage, slugging percentage (.348) and OPS (.682) were his lowest over the last four years...made 95 of his 103 starts against right-handed pitchers and batted .250 (92-for-368) with five of his six home runs against right-handers compared to .173 (9-for-52) against left-handers...in 2018, he hit .248 against righties, .325 against lefties...four of his six home runs came with runners on base...hit .209 at home, .273 with four of his six home runs on the road...batted .263 with five home runs and 25 RBI in 75 games before the All-Star Break, .212 with one home run and 13 RBI in 63 games after the break...was 5-for-21 (.238) with a double, triple, home run, seven RBI and four walks as a pinch hitter...led American League pinch hitters in RBI, ranked second in plate appearances (25) and tied for third in hits and walks...the seven RBI matched the most by an A's pinch hitter over the last 21 years...was 5-for-38 (.132) with one double and three RBI in the pinch in his career entering this season...started a team-leading 90 games in left field and also made 13 starts in right and one in center...did not commit an error in 129 games overall in the outfield and now has a 184-game errorless streak dating back to his last miscue on June 13, 2018 at Detroit...his 228 total chances were second most in the majors among outfielders with no errors (Kepler, MIN 281) and third most in Athletics history behind Stan Javier (335 in 1995) and Coco Crisp (309 in 2013)...his 129-game errorless streak with the A's is eighth longest in Oakland history by an outfielder...slugged .338 as an outfielder, which was the lowest by an A's outfielder since Willie Wilson in 1992 (.335)...started games at every spot in the order except third, fourth and fifth...saw his most action with 34 starts batting second...hit .333 in 17 games hitting ninth and .310 in 22 games in the six spot.

**OAKLAND:** Made his A's debut on Opening Day, March 20, against Seattle in Tokyo and had a pinch hit single in the seventh inning...it was the eighth Opening Day pinch hit in Oakland history, the first since Eric Byrnes in 2004...his fourth inning double on April 7 at Houston was the 100th of his career...batted .265 over his first 13 games through April 14 but then went 4-for-35 (.114) over his next 13 contests...three of the four hits were for extra bases (one double, two home runs)...also walked nine times over that stretch (.295 on-base percentage)...hit his first career pinch hit home run April 26 at Toronto...batted .206 in 18 games in April but slugged three of his six home runs...would homer just three times over his final 115 games...hit .328 over a 19-game stretch from May 13 to June 5...hit safely in a season-high six consecutive games from June 2-10 (12-for-25, .480), his first of four six-game hitting streaks...had his third career four-hit game June 5 at Los Angeles (AL), his first since Sept. 18, 2016 at New York (NL)...had a RBI single

off Chaz Roe in the ninth inning on June 10 at Tampa Bay for his 500th career hit...went 10-for-16 (.625) during a six-game hitting streak from June 29 to July 5...batted .300 in June...hit safely in each of his first two games following the All-Star Break (2-for-6, .333) but then went 10-for-63 (.159) with two RBI and 11 walks (.289 on-base percentage) over his next 21 games from July 14 to Aug. 7...stole two bases for the second time in his career, July 30 against Milwaukee (also May 7, 2013 vs. Los Angeles-AL)...equaled his career high with three walks Aug. 4 against St. Louis (fourth time)...went 13-for-38 (.342) over an 11-game span from Aug. 10-22...homed off Travis Bergen Aug. 14 at San Francisco for his first home run off a left-handed pitcher since July 2, 2018 at Milwaukee (Suter)...it was his first home run against any pitcher since June 18, snapping a 41-game homerless streak...that tied for the third-longest homerless drought of his career...then went homerless over his final 36 games...had the game-ending RBI single in the bottom of the 13th inning Aug. 16 against Houston for his first career walk-off RBI...hit .149 in September, which was the second-lowest single-month batting average in his career (min. 40 plate appearances) to his .125 average in April of 2014...started in left field in the AL Wild Card game on Oct. 2 against Tampa Bay and went 2-for-4, singling in each of his first two at bats.

## CAREER

**2018**—Batted .273 with five home runs and a career-high 48 RBI in 129 games with Minnesota...added 60 walks for a .367 on-base percentage, which was 10th best in the American League among players with at least 450 plate appearances...also had career highs in hits (108), doubles (27), extra base hits (33) and sacrifice flies (5)...was batting .223 with a .310 on-base percentage in 65 games through June 29...then hit .322 with a .422 on-base percentage in 64 games from June 30 through the end of the season...the switch-hitter batted .325 against left-handed pitchers compared to .248 against right-handers...had a .882 OPS against lefties, .688 against righties...his average improved to .289 with runners in scoring position, including .308 with RISP and two outs...batted .310 with a .385 on-base percentage when leading off an inning and .256 with two strikes...started 105 games, including 42 in right field, 34 at designated hitter and 29 in left field...committed three errors in 84 games overall in the outfield, all in right field (52 games)...hit .280 in 36 games total as the designated hitter...went 2-for-18 (.111) with two walks and two RBI as a pinch hitter...started games at every spot in the batting order, including 28 in the four spot and 22 batting sixth...hit .327 with two home runs and 15 RBI as the clean-up hitter...was on his fourth career Opening Day roster, his second with the Twins...had back-to-back three-hit games on April 26 at New York (AL) and April 27 vs. Cincinnati...hit .305 with a .425 on-base percentage over a 22-game stretch from May 7 to June 3...went 19-for-46 (.413) over a 14-game stretch from June 30 to July 20...hit his first career grand slam and matched his career high with four RBI July 2 at Milwaukee...then had a career-high 50-game homerless streak from July 3 to Sept. 19...had a season-best six-game hitting streak from July 10 to 20 (10-for-20, .500)...played in the 500th game of his career Aug. 5 vs. Kansas City...was placed on the 10-day disabled list the next day with a strained right hamstring and missed 12 games...began a rehab assignment with Triple-A Rochester Aug. 16 and went 5-for-11 (.455) with three RBI in three games before he was reinstated Aug. 19...had a .319 batting average and a .442 on-base percentage in 37 games following his return...hit .345 with a .457 on-base percentage in 11 games in August...then batted .319 with 22 walks and a .444 on-base percentage in 28 games in September...tied for the AL lead in walks in September and ranked sixth in on-base percentage...the walks were the most by a Twin in September since Chuck Knoblauch had 25 in 1995.

**2017**—Made the Twins Opening Day roster, marking his third time on an Opening Day roster (Houston, 2014-15)...reached base in his first 17 games, posting a .443 on-base percentage in that span...also reached in 28 of first 29 from April 4 to May 23...ranked seventh in the American League in on-base percentage before the All-Star Break (.379)...was on the 10-day disabled list from Aug. 18 to Sept. 5 with a fractured left thumb...it was his first career stint on the DL...drew multiple walks 14 times...reached base safely in 88 of 106 starts on the season...played 35 games (28 starts) in right field, 18 games (17 starts) in left field and one game in center field...led Twins in at bats as designated hitter (223)...also led in starts at DH (61)...set single-season career-highs in runs (62) and walks (67)...ranked second on Twins in walks and on-base percentage (.361).

**2016**—Hit .256 with five doubles, six home runs and 13 RBI in 34 games with Triple-A Columbus in the Cleveland organization before opting out of his minor league contract May 16...signed a



minor league deal with the Minnesota organization May 16 and went 1-for-4 in one game with Triple-A Rochester on May 17 before his contract was selected by Minnesota May 19...made his Twins debut May 20 vs. Toronto, going 3-for-4 with a double, a home run and three RBI...reached safely in each of his first nine games with the Twins and in 26 of his first 27 from May 20 to June 17...walked 23 times in June, which tied for first in the American League for the month and tied for second in baseball...set a season high and tied his career high with four hits Sept. 18 at New York (NL)...hit .339 in 20 September games...batted .344 against left-handed pitching, which was third best in the AL and seventh best in baseball...ranked third in the AL in OPS (.828) among switch-hitters (min. 300 at-bats)...ranked third on club in walks (55)...set single-season career highs in home runs (11).

**2015**—Opened the year with Houston and appeared in two games during the club's opening series against Cleveland April 8 and 9...appeared in 17 games in left field and four in right field for the Astros...went 3-for-31 from April 19 to May 12 and was optioned to Triple-A Fresno May 12...spent the remainder of the season in Fresno and hit .303 off left-handers with a .797 OPS...hit .281 in the Pacific Coast League playoffs with five runs, a double and three RBI in nine games for the Triple-A champions, who beat Columbus, 7-0, in the finals.

**2014**—Made his first career Opening Day roster with Houston, starting in left field on April 1 vs. New York (AL)...saw time at all three outfield spots (67 games in left, six in center, 32 in right)...appeared in 103 games over three stints in the majors...his 13.0 percent walk rate ranked seventh in the AL (min. 400 PA)...knocked a career-high four hits with a double, homer, two RBI and a run scored on July 9 at Texas...batted .307 with five doubles and a .367 OBP over 23 games in the month of September...hit safely in 17 of his last 18 games.

**2013**—Made his Major League debut with the Astros April 24, going 2-for-5 with two doubles and a run...recorded his first ML hit in his second plate appearance...became just the second player in franchise history to hit two doubles in his ML debut (also James Mouton on April 4, 1994)...saw time at all three outfield spots (45 games in left, 29 in center, two in right) with Houston...owned the club's longest hitting streak of the season after hitting in 14 straight games from August 13 to 27...it marked the second-longest hitting streak of the season by an American League rookie, behind Jose Iglesias' 18-game streak...suffered a strained right oblique on Sept. 3 vs. Minnesota and missed the final 24 games of the season, but was not placed on the DL...hit his first Major League homer on July 31 at Baltimore...ranked by ESPN.com as Houston's No. 7 prospect entering the season.

**2012**—Began the year with Altoona in the Pirates organization...was traded to the Astros on July 24 along with left-handed pitchers Colton Cain and Rudy Owens in exchange for left-handed pitcher Wandy Rodriguez...posted a combined .266 average with 28 doubles, 10 homers, 13 stolen bases and a .376 on-base percentage in 131 games between Double-A Altoona (95 games) and Double-A Corpus Christi (36 games)...entered the season ranked by *Baseball America* as the eighth-best prospect with the best strike zone discipline in the Pirates system.

**2011**—Was named Pittsburgh's Minor League Player of the Year after spending the entire season in Single-A Bradenton...hit .294 with an .869 OPS...led all of minor league baseball in runs (127) and walks (104) and tied for fifth in the Florida State League in doubles (34) and hits (144)...became the first minor league player since Nick Swisher in 2004 to score at least 100 runs and walk at least 100 times...scored the most runs by any minor league player since 2005...was a Florida State League Postseason All-Star and an MiLB.com Organization All-Star...reached base safely in a Florida State League-high 42 straight games from July 3-Aug. 18...played in the Arizona Fall League following the conclusion of the season...hit .375 with seven homers and a 1.097 OPS in 26 games for the Mesa Solar Sox...played in the AFL Rising Stars Game and was named to the AFL All-Prospect team.

**2010**—Spent the entire season at Single-A Bradenton where he hit .245 with four home runs and 50 RBI in 125 games...ranked second in the Florida State League in walks (66) and tied for third in runs (84)...appeared in 70 games in right field, 40 in center field and 15 in left field...went 3-for-10 (.300) with two walks and a RBI in three postseason games.

**2009**—Batted .266 with five home runs and 42 RBI in 116 games with West Virginia...ranked second in the South Atlantic League in walks (83) and third in runs (83)...appeared in 82 games in center field and 31 in left field...reached base safely in 28 consecutive games from June 6 to July 13...went 5-for-6 with a double, triple and five RBI June 18 at Hickory.

**2008**—Was drafted by Pittsburgh in the sixth round and did not sign until Aug. 14...made his professional debut with the Pirates affiliate in the Gulf Coast Rookie League and went 3-for-16 (.188) with four walks (.381 on-base percentage) in five games.

## PERSONAL/MISCELLANEOUS

Robert Edward Grossman was originally signed by Pirates signed by scout Mike Leuzinger...grew up in Cypress, Tex. and graduated from Cy-Fair High School in 2008...was a Rawlings First-Team All-American in 2008 and a member of the USA Baseball Junior National Team in 2007...also played football as a freshman and sophomore...signed a national letter of intent to play baseball at the University of Texas, but ultimately signed with the Pirates after getting selected by the club in the sixth round of the 2008 First-Year Player Draft...was ranked by *Baseball America* as the 49th-best prospect in the country entering the draft.

## LIFETIME PLAYING RECORD

Year	Club	AVG.	G	AB	R	H	2B	3B	HR	RBI	SH	SF	HP	BB	SO	SB	CS	OBP	SLG	E
2008	GCL Pirates	.188	5	16	3	3	1	0	0	1	0	0	1	4	7	1	0	.381	.250	0
2009	West Virginia	.266	116	451	83	120	21	2	5	42	7	0	2	75	164	35	12	.373	.355	5
2010	Bradenton	.245	125	470	84	115	29	3	4	50	12	6	8	66	118	15	8	.344	.345	5
2011	Bradenton	.294	134	490	127	144	34	2	13	56	9	7	6	104	111	24	10	.418	.451	7
2012	Altoona	.266	95	350	59	93	20	4	7	36	4	0	4	59	78	9	10	.378	.406	2
	Corpus Christi	.267	36	135	22	36	8	2	3	11	1	1	5	18	43	4	1	.371	.422	1
2013	Oklahoma City	.281	70	253	42	71	11	2	2	20	7	1	1	48	66	15	8	.396	.364	2
	HOUSTON	.268	63	257	29	69	14	0	4	21	5	1	2	23	70	6	7	.332	.370	3
2014	Oklahoma City	.337	44	175	30	59	16	0	4	15	0	0	2	22	38	10	8	.417	.497	0
	HOUSTON	.233	103	360	42	84	14	2	6	37	3	2	2	55	105	9	3	.337	.333	3
2015	HOUSTON	.143	24	49	7	7	2	0	1	5	0	0	0	5	17	0	0	.222	.245	0
	Fresno	.254	93	347	54	88	16	1	5	37	1	4	1	55	85	14	8	.354	.349	0
2016	Columbus	.256	34	117	14	30	5	0	6	13	1	0	0	21	25	3	1	.370	.370	0
	Rochester	.250	1	4	1	1	0	0	0	1	0	0	0	0	1	1	0	.250	.250	0
	MINNESOTA	.280	99	332	49	93	19	1	11	37	0	0	2	55	96	2	3	.386	.443	8
2017	Rochester	.143	2	7	2	1	0	0	0	1	0	0	0	2	2	0	0	.333	.143	0
	MINNESOTA	.246	119	382	62	94	22	1	9	45	2	2	3	67	79	3	1	.361	.380	4
2018	MINNESOTA	.273	129	396	50	108	27	1	5	48	2	5	2	60	83	0	1	.384	.367	3
	Rochester	.455	3	11	1	5	1	0	0	3	0	1	0	1	1	0	0	.462	.545	0
2019	OAKLAND	.240	138	420	57	101	21	3	6	38	0	2	1	59	86	9	4	.334	.348	0
<b>Major League Totals</b>		<b>.253</b>	<b>675</b>	<b>2196</b>	<b>296</b>	<b>556</b>	<b>119</b>	<b>8</b>	<b>42</b>	<b>231</b>	<b>12</b>	<b>12</b>	<b>12</b>	<b>324</b>	<b>536</b>	<b>29</b>	<b>19</b>	<b>.351</b>	<b>.372</b>	<b>21</b>

## CAREER TRANSACTIONS

**2008** — Selected by the Pittsburgh Pirates in the 6th round of the First-Year Player Draft. **2012** — Traded to the Houston Astros with pitcher Rudy Owens and minor league pitcher Colton Cain for pitcher Wandy Rodriguez and cash, July 24. **2015** — Released, November 19; signed by the Cleveland Indians to a minor league contract, December 15. **2016** — Released, May 16; signed by the Minnesota Twins to a minor league contract, May 17. **2017** — On the disabled list, August 18 to September 4; included rehabilitation assignment to Rochester, September 3 to 4. **2018** — On the disabled list, August 6 to 18; included rehabilitation assignment to Rochester, August 16 to 18. Elected free agency (contract non-tender), November 30. **2019** — Signed by the Oakland Athletics, February 15.

## WILD CARD RECORD

Year	Club/Opp.	AVG.	G	AB	R	H	2B	3B	HR	RBI	SH	SF	HP	BB	SO	SB	CS	SLG	OBP	E
2017	MIN vs. NYY	.000	1	4	0	0	0	0	0	0	0	0	0	0	3	0	0	.000	.000	0
2019	OAK vs. TB	.500	1	4	0	2	0	0	0	0	0	0	0	1	0	0	0	.500	.500	0
<b>Totals</b>		<b>.250</b>	<b>2</b>	<b>8</b>	<b>0</b>	<b>2</b>	<b>0</b>	<b>0</b>	<b>0</b>	<b>0</b>	<b>0</b>	<b>0</b>	<b>0</b>	<b>0</b>	<b>4</b>	<b>0</b>	<b>0</b>	<b>.250</b>	<b>.250</b>	<b>0</b>

## GROSSMAN'S CAREER HIGHS

**Hits:** 4 (three times), last: June 5, 2019 at Los Angeles (AL)  
**Home Runs:** 1 (42 times), last: August 14, 2019 at San Francisco  
**Runs Batted In:** 4 (twice), last: July 2, 2018 at Milwaukee  
**Stolen Bases:** 2 (twice), last: July 30, 2019 vs. Milwaukee  
**Hitting Streak:** 14, August 13 to 27, 2013  
**Hitless Streak (At Bats):** 28, June 10 to July 8, 2014  
**Game Ending RBI:** 1, August 16, 2019 vs. Houston (single)  
**Grand Slams:** 1, July 2, 2018 at Milwaukee (Brent Suter)  
**Pinch-Hit Home Runs:** 1, April 26, 2019 at Toronto (Joe Biagini)  
**Inside-The-Park Home Runs:** None  
**Lead Off Home Runs:** 1, June 20, 2018 vs. Boston (David Price)

**CATCHER****Height/Weight:** 6-4 / 220**Bats/Throws:** Switch / Right**Birthdate:** June 27, 1995**Opening Day Age:** 24**Birthplace/Resides:** Buffalo, New York / Amherst, New York**Major League Service:** None**Obtained:** Acquired from Tampa Bay for Joey Wendle, December 19, 2017**Contract Status:** First year of a one-year contract through 2020**CAREER HIGHLIGHTS**

Has played for three different organizations in seven seasons as a professional and is a .250 career hitter with 36 home runs and 236 RBI in 517 games in the Baltimore (2013-16), Tampa Bay (2016-17) and Oakland (2018-19) farm systems...has appeared exclusively at catcher on defense in his career and has tossed out 178-of-494 (36.0%) attempted base stealers...was named to Mid-season All-Star teams in the California League in 2018 and the Carolina League in 2016...was originally selected by Baltimore in the fourth round of the 2013 draft, was traded to Tampa Bay at the 2016 trading deadline and dealt to Oakland following the 2017 season as the player to be named later in the Joey Wendle trade.

**2019 HIGHLIGHTS**

Began the year at Double-A Midland but was promoted to Las Vegas in June where he made his Triple-A debut...combined with both clubs to hit a career-high .310 with a career-high tying nine home runs and 53 RBI in 85 games...also had career highs in on-base percentage (.385), slugging percentage (.477) and OPS (.863)...batted .328 (76-for-232) with eight of his nine home runs against right-handed pitchers compared to .236 (13-for-55) against left-handers...hit .402 with runners in scoring position...six of his nine home runs came with the bases empty...was 0-for-8 with one RBI with the bases loaded...hit .326 in 70 games at night, .222 in 15 games during the day...batted .303 with a .387 on-base percentage when leading off an inning...appeared exclusively at catcher on defense where he made 65 starts...tossed out 26-of-50 (52.0%) attempted base stealers...also went 11-for-51 (.216) with four RBI in 14 games at designated hitter...hit in every spot in the order except first and second and saw his most action with 25 games batting fifth and 20 hitting ninth...played for Toros del Este in the Dominican Winter League following the season and hit .301 with 11 RBI in 20 games.

**MINORS:** Was Midland's Opening Day starter at catcher and went 1-for-9 over his first three games...then had his first of seven three-hit games April 8 at Amarillo and batted .324 with 14 RBI over his next 20 contests through May 9 to lift his overall batting average to .301...went 6-for-31 (.194) over a nine-game stretch from May 10 to 19 but hit .357 with three home runs and nine RBI over his next seven games through May 28...tossed out 10-of-13 (76.9%) attempted base stealers over a 26-game span from May 19 to July 4...was batting .285 with four home runs and 31 RBI in 45 games with the RockHounds when he was promoted to Las Vegas June 9...went 19-for-38 (.500) with three home runs and 11 RBI over his first 13 games with the Aviators...drove in a season-high four runs June 21 against Sacramento...had a season-best 10-game hitting streak from June 23 to July 6 (15-for-35, .429)...batted .400 with three home runs and 16 RBI in 20 games in June...was hitting .397 in 26 games with Las Vegas when he was placed on the injured list July 20 with a strained left thigh...was reinstated Aug. 5 and went 7-for-28 (.250) in four games before he was transferred to Midland Aug. 21...hit .250 (4-for-16) with a home run, three RBI and three walks over his final five games with the RockHounds and was sent back to Las Vegas Sept. 3 for the postseason...batted .316 (6-for-19) with four runs, two doubles, a home run, four RBI and two walks while appearing in all five games of the Pacific Coast League Semifinals against Sacramento (three at designated hitter, two at catcher).

## CAREER

**2018**—Spent most of the season at Single-A Stockton where he batted .292 with seven home runs and 49 RBI in 80 games...was promoted to Double-A Midland July 10 and hit .182 with a home run and 11 RBI in 39 games with the RockHounds...combined for a .258 batting average, eight home runs and 60 RBI in a career-high 119 games in his sixth professional season, his first in the A's organization...also had career highs in runs (57), hits (116), doubles (25), extra base hits (34), walks (39), at bats (449) and strikeouts (82) and matched his best in triples (1) and stolen bases (3)...tied for ninth in the A's farm system in RBI (60)...was named to the California League Midseason All-Star Team...batted .261 against right-handed pitching compared to .250 against left-handers...hit .301 with runners in scoring position, including .363 while playing for Stockton...appeared exclusively at catcher on defense where he played in 93 games...committed five errors for a .995 fielding percentage...tossed out 36-of-108 (33.3%) attempted base stealers...also batted .252 in 26 games as the designated hitter and was 0-for-1 as a pinch hitter...hit in every spot in the order except leadoff and saw his most extensive action with 54 games in the clean-up spot...had a 19-game hitting streak from April 20 to May 12, which tied for third longest in the CL...went 34-for-83 (.410) with 18 RBI during the streak to boost his average to .328...had two-double games on May 5 against Inland Empire and May 8 at Visalia...drove in a season-high four runs in the latter contest and had a RBI in five straight games from May 8 to 12 (11 RBI total)...stole all three of his bases over an 11-game span from May 11 to 22...went 16-for-36 (.444) with eight runs, six doubles, three home runs and nine RBI during a nine-game hitting streak from May 28 to June 7...drilled a season-high three doubles June 2 at Visalia...hit two home runs June 5 at San Jose...started for the North in the Cal League All-Star Game on June 19 at Lancaster and went 2-for-3 with a RBI...batted .349 with four of his eight home runs in 22 games in June...equaled his season high with four RBI July 6 at Inland Empire...was tied for sixth in the CL in RBI (49) and tied for eighth in hits (91) and doubles (21) when he was promoted to Midland July 10...drew a season-high three walks Aug. 11 at Arkansas.

**2017**—Spent most of the season at Single-A Bowling Green where he hit .268 with nine home runs and 53 RBI in 77 games...was promoted to Single-A Charlotte of the Florida State League Aug. 2 and hit .218 with eight RBI in 16 games with the Stone Crabs...combined with both clubs for a .260 average, nine home runs and 61 RBI in 93 games...the home runs and RBI were career highs...batted .306 against left-handed pitching compared to .239 against right-handers...hit .310 with seven of his nine home runs with runners on base...hit eight of his nine home runs and collected 38 of his 61 RBI in the sixth inning or later...batted .385 in the ninth inning...appeared exclusively at catcher on defense where he tossed out 30-of-67 (44.8%) attempted base stealers in 76 games...also hit .246 in 17 games as the designated hitter and was 0-for-1 as a pinch hitter...hit in each of the bottom six spots in the order and saw his most playing time with 40 games batting fifth...went 3-for-5 with a pair of doubles in his second game of the season April 8 at Fort Worth...it was his first of seven three-hit games and his first of three two-double contests...had a grand slam and a season-high four RBI May 11 against Cedar Rapids...then had two home runs and another four-RBI game two days later against the Kernels...hit safely in each of his final eight games with Bowling Green from July 22 to Aug. 1...went 16-for-33 (.485) with four doubles, a triple, home run and 11 RBI during the streak...drove in a run in each of the final six games of the streak and had five straight multiple hit games from July 27 to 31 (13-for-19, .684)...hit .359 in 21 games in July...was moved up to Charlotte Aug. 2...hit .308 with all eight of his RBI over the final eight games beginning Aug. 18...matched his season-high with four RBI Aug. 31 against Bradenton.

**2016**—Began the season with Single-A Frederick in the Baltimore organization but finished it with Single-A Charlotte in the Tampa Bay organization...was traded to the Rays for infielder Steve Pearce Aug. 1...combined with both clubs to hit .217 with eight home runs and 33 RBI in 102 games...was named to the Carolina League Midseason All-Star team...batted .242 with four home runs in 91 at bats against left-handed pitchers compared to .208 with four home runs in 245 at bats against right-handers...appeared exclusively at catcher on defense (84 games) and tossed out 32-of-101 (31.7%) attempted base stealers...including 28-of-90 (31.1%) with Frederick, which was the best percentage in the CL...also hit .170 in 16 games as the designated hitter and was 2-for-4 (.500) as a pinch hitter...hit in every spot in the order except first and fourth and saw his most action with 70 games in the seven spot...hit four of his eight home runs and had 13

of his 33 RBI in 22 games in May...started at catcher for the Carolina League in the All-Star Game against the California League on June 21 at Lake Elsinore and went 1-for-3...hit safely in each of his final eight games beginning Aug. 14, his longest hitting streak of the season...went 8-for-26 (.308) during the streak.

**2015**—Was limited to 45 games after spending three months on the disabled list with a sprained left foot...hit .248 with a home run and 16 RBI in 43 games with Single-A Delmarva and also went 2-for-6 (.333) on a two-game rehab assignment with the Orioles affiliate in the Gulf Coast Rookie League...batted .252 overall...hit .315 against left-handed pitching, .218 against right-handers...batted .385 in 11 day games...did not commit an error in 36 games behind the plate...tossed out 13-of-49 (26.5%) attempted base stealers...batted .313 over his first 14 games through April 28...was batting .258 when he was placed on the disabled list May 27 with a sprained left foot...was sent to the GCL Orioles for a rehab assignment Aug. 28 and was reinstated Aug. 31...went 5-for-25 (.200) in seven games following his return...was ranked by *Baseball America* as the Best Defensive Catcher and the No. 15 prospect in the Orioles organization following the season.

**2014**—Started and ended the season at Aberdeen, with six weeks with the Gulf Coast Orioles in between...combined to hit .196 with a home run and seven RBI in 46 games...batted .234 against left-handed pitchers, .178 against right-handers...threw out 29-of-87 (33.3%) potential base stealers...led GCL catchers in assists (34) and double plays (5)...hit his first professional home run June 19 at Staten Island...was batting .167 in eight games with Aberdeen when he was transferred to the GCL Orioles July 7...hit .244 in 26 games, including an eight-game hitting streak from Aug. 5 to 16 (9-for-26, .346) before he was sent back to Aberdeen Aug. 18

**2013**—Made his professional debut with Orioles affiliate in the Gulf Coast Rookie League and hit .185 with four RBI in 27 games...hit .211 against right-handed pitchers, .125 against left-handers...tossed out 12-of-32 (37.5%) attempted base stealers...went 1-for-2 with a RBI July 13 against the Rays for his first professional hit and RBI.

## PERSONAL/MISCELLANEOUS


Jonah Nathan Heim was originally signed by Baltimore scout Kirk Fredriksson...graduated from Amherst (NY) High School...hit .522/.614/.836 as a senior...originally committed to Michigan State University before signing with the Orioles.

### LIFETIME PLAYING RECORD

Year	Club	AVG.	G	AB	R	H	2B	3B	HR	RBI	SH	SF	HP	BB	SO	SB	CS	OBP	SLG	E
2013	GCL Orioles	.185	27	81	8	15	5	0	0	4	0	0	0	10	13	1	1	.275	.247	0
2014	Aberdeen	.143	20	70	2	10	2	0	1	2	0	1	0	2	15	0	0	.164	.214	4
	GCL Orioles	.244	26	78	8	19	9	0	0	5	1	0	1	6	9	3	0	.306	.359	0
2015	Delmarva	.248	43	149	13	37	8	1	1	16	0	1	1	6	26	0	0	.280	.336	0
	GCL Orioles	.333	2	6	2	2	1	0	0	2	0	0	0	1	0	0	0	.429	.500	0
2016	Frederick	.216	88	291	30	63	14	1	7	30	2	1	2	33	51	2	0	.300	.344	8
	Charlotte	.222	14	45	4	10	1	0	1	3	0	0	0	2	11	0	0	.255	.311	3
2017	Bowling Green	.268	77	291	45	78	17	1	9	53	0	3	0	27	57	0	1	.327	.426	7
	Charlotte	.218	16	55	3	12	3	0	0	8	0	2	1	3	17	1	0	.262	.273	2
2018	Stockton	.292	80	312	41	91	21	1	7	49	0	4	3	29	60	3	1	.353	.433	2
	Midland	.182	39	137	16	25	4	0	1	11	3	3	1	10	22	0	0	.238	.234	3
2019	Midland	.282	50	181	20	51	12	0	5	34	0	1	2	24	27	0	1	.370	.431	2
	Las Vegas	.358	35	106	22	38	9	0	4	19	0	2	0	11	18	0	0	.412	.557	2
<b>Minor League Totals</b>		<b>.250</b>	<b>517</b>	<b>1802</b>	<b>214</b>	<b>451</b>	<b>106</b>	<b>4</b>	<b>36</b>	<b>236</b>	<b>6</b>	<b>11</b>	<b>8</b>	<b>164</b>	<b>326</b>	<b>10</b>	<b>4</b>	<b>.314</b>	<b>.373</b>	<b>33</b>

### CAREER TRANSACTIONS

**2013** — Selected by the Baltimore Orioles organization in the 4th round of the First-Year Player Draft. **2016** — Traded to the Tampa Bay Rays for infielder Steve Pearce, August 1. **2017** — Traded to the Oakland Athletics as the PTBNL in the December 11 deal in which the A's sent infielder Joey Wendle to Tampa Bay, December 19.

**RIGHT-HANDED PITCHER****Height/Weight:** 6-0 / 230**Bats/Throws:** Right / Right**Birthdate:** February 10, 1989**Opening Day Age:** 31**Birthplace/Resides:** Perth, Australia / Fort Myers, Florida**Major League Service:** 5 years, 164 days**Obtained:** Acquired from Toronto for Jesse Chavez, November 20, 2015**Contract Status:** First year of a one-year contract through 2020**CAREER HIGHLIGHTS**

Completed his ninth Major League season in 2019 and is 16-26 with 26 saves and a 4.22 ERA in 320 games, including 44 starts, with Minnesota (2011-13), Toronto (2014, 15), Kansas City (2014) and Oakland (2016-19)...his saves and strikeouts (489) are second most in Major League history by an Australian-born pitcher to Grant Balfour (571 strikeouts, 84 saves)...had 34 starts and five relief appearances over his first four seasons and then pitched exclusively in relief from 2015-17 (181 appearances)...has pitched in 100 games over the last two years, including 10 starts as the A's opener...has 364 strikeouts in 302.1 innings over the last five years (10.84 per nine innings) after fanning 123 in 188.2 innings over his first four season (5.87 per nine innings)...was named to his first American League All-Star team in 2019...was named to the World Team in the All-Star Futures game in 2010 and 2011...pitched for Australia in the World Baseball Classic in 2009.

**2019 HIGHLIGHTS**

Began the season as a set-up man and occasional opener but took over the closer role after Blake Treinen went on the injured list retroactive to June 21...saved a Major League-leading 25 games over that span after tallying just one save over his first 279 career appearances...led the A's and ranked seventh in the American League in saves...was 4-4 with a career-low 1.80 ERA in a career-high 75 appearances overall...also had career lows in opponents batting average (.201), on-base percentage (.255), slugging percentage (.309) and OPS (.564)...struck out a career-high 124 batters in 85.0 innings and his average of 13.13 strikeouts per nine innings was the highest in Athletics history among pitchers with eight or more innings pitched...122 of his strikeouts came as a reliever, which set an Athletics record for strikeouts by a reliever, breaking the mark of 115 set by Rollie Fingers in 1975...ranked second among Major League relievers in strikeouts in 2019 (Hader, MIL 138)...was named to his first AL All-Star team...set a record for strikeouts by an Australian-born pitcher, breaking the previous mark of 111 set by Damian Moss in 2002...his saves were second most to Grant Balfour, who had 38 in 2013, also with the A's...his 1.80 ERA was second lowest in Athletics history among pitchers with 80 or more innings pitched since the earned run became an official stat in 1913 (Treinen, 0.78 ERA in 2018)...using the same minimum, his .564 OPS was ninth lowest in Oakland history and his .255 on-base percentage ranked 10th...ranked third in the AL in games pitched (75)...ranked second among AL relievers in ERA (1.63), fourth in strikeout-to-walk ratio (6.42), tied for fourth in innings pitched (83.0), seventh in on-base percentage (.247), eighth in OPS (.554) and slugging percentage (.307) and 10th in fewest home runs per nine innings (0.54)...five of his 21 walks were intentional, which tied for third most among all AL pitchers...his opponents batting average broke down to .145 (22-for-152) against right-handed hitters compared to .257 (39-for-152) with four of his five home runs against left-handers...had a .280 average against righties over the previous three years...four of his five home runs were solo shots...yielded a .190 average with runners in scoring position and has a .199 opponents average with RISP over the last two years...converted 25-of-32 (78.1%) save opportunities, which was fourth lowest in the AL...his seven blown saves tied for fourth...first batters faced hit .203 but he issued just six walks (.274 on-base percentage) and allowed two extra base hits, both doubles (.234 slugging percentage)...tied for second in the AL in first batter strikeouts (29) and ranked ninth in slugging...the strikeouts were the most in Oakland

**MOST STRIKEOUTS, ATHLETICS RELIEVER**

122	Liam Hendriks (2019)
115	Rollie Fingers (1975)
113	Rollie Fingers (1976)
113	Rollie Fingers (1972)
105	Dennis Eckersley (1987)

history, topping the 27 by Treinen in 2018...allowed 16-of-40 (40.0%) inherited runners to score... compiled a 1.15 ERA and .168 opponents batting average in 49 night games compared to a 2.97 ERA and .254 opponents average in 26 appearances during the day...posted a 1.59 ERA and .179 opponents batting average in 39 home games and now has a 1.56 ERA and .195 opponents average in 49 games in the Coliseum over the last two years...had a 1.22 ERA in 42 games before the All-Star Break, a 2.70 ERA in 33 games after the break...held the opponents' number three hitter to a .094 batting average...had no decisions, a 9.00 ERA and .375 opponents average in his two starts as an opener (one A's win, one loss)...is 0-1 with a 3.38 ERA (4 er in 10.2 ip) in 10 starts as the opener over the last two years and the A's are 5-5 in those games...posted a 0.84 ERA in 10 interleague appearances and tied for sixth in the majors with four saves.

**OAKLAND:** Began the season as a set-up man and posted a 2.40 ERA while allowing 7-of-10 (70.0%) inherited runners to score over his first 12 games through April 27...tossed a season-high 2.1 scoreless innings April 30 at Boston to begin what was then a career-high 15.2-inning scoreless streak that ran through May 28...made his first start as the A's "opener" on May 11 against Cleveland and tossed a scoreless inning in the A's 3-2 victory...his second appearance as opener came on May 29 against Los Angeles (AL) when he allowed two runs in a no decision in the A's 12-7 loss...that began a four-game stretch where he allowed three runs in 4.1 innings through June 5...then had a career-high and A's season-high 20.2-inning scoreless streak from June 6 to July 20...recorded a strikeout in 27 consecutive games from June 8 to Aug. 15 (53 so in 29.0 ip, 16.45 per nine innings), which was the longest streak by an A's reliever since at least 1908... topped the previous mark of 26 by Keith Foulke (June 18-Aug. 16, 2003)...walked 16 batters over his first 28 games and 35.1 innings through June 6 (4.08 per nine innings)...then issued just five free passes over his final 47 games and 49.2 innings (0.91 per nine innings)...went 39 consecutive games from June 8 to Sept. 11 (42.0 ip) without an unintentional walk...moved into the closer role when Treinen went on the injured list retroactive to June 21 and converted each of his first eight save opportunities from June 22 to July 20...did not allow a run over that 12-game stretch (13.1 ip, 9 h, 1 bb, 21 so)...was named AL Reliever of the Month for June after going 1-0 with two saves and a 0.60 ERA in 14 relief appearances...allowed just one run in 15.0 innings while striking out 22...it was his first career Reliever of the Month award...was named to his first AL All-Star team as a replacement for Tampa Bay's Charlie Morton...pitched the sixth inning in the All-Star Game on July 9 in Cleveland (1.0 ip, 1 h, 1 r, 1 er, 0 bb, 3 so, 1 hr)...the three strikeouts were the most by an Athletic in an All-Star Game since Jay Howell also had three in 1987...had a loss, a save and three blown saves over a four-game stretch from July 21 to 30, allowing four runs on eight hits in 3.2 innings...then had an 11.1-inning scoreless streak from Aug. 1 to 29, his third scoreless streak of 10 or more innings in 2019...converted all eight of his save opportunities over that span...made his 300th career appearance Aug. 14 at San Francisco and tossed 1.1 scoreless innings for the save...struck out a season-high five batters in 1.2 innings Aug. 29 at Kansas City... was a perfect 8-for-8 in save opportunities in 11 outings in August and allowed just one run for a 0.73 ERA...did not walk a batter and struck out 23 in 12.1 innings...tied for second in the AL in saves...also had eight saves in September, which was second in the AL...however, had three losses, three blown saves and a 3.38 ERA, which was his highest single-month ERA of 2019...retired the side in order in the ninth inning of the A's 5-1 loss to Tampa Bay in the AL Wild Card game on Oct. 2 at Oakland.

## CAREER

**2018**—Was on the A's Opening Day roster and compiled a 7.36 ERA and .362 opponents batting average in 13 relief appearances before he was outrighted off the 40-man roster July 2...returned to Oakland Sept. 1 when rosters expanded and was used primarily as the A's "opener" the rest of the season...went 0-1 with a 1.38 and .178 opponents batting average in 12 games, including eight starts, in September...was 0-1 with a 4.13 ERA in 25 games overall...missed nearly two months of the season with a strained groin and also spent two months in the minors...walked 10 batters in 24.0 innings and his average of 3.75 walks per nine innings was a career high...yielded a .272 opponents batting average, including .184 against left-handed hitters compared to .333 against right-handers...surrendered two of his three home runs to lefties...was 0-1 with a 2.08 ERA and .188 opponents batting average in his eight starts and the A's were 4-4 in those games... had a 5.28 ERA and .317 opponents average in his 17 relief appearances...did not allow a run in the first inning (8.0 ip, 5 h, 2 bb, 6 so)...allowed 4-of-11 (36.4%) inherited runners to score...first



## AUSTRALIAN SINGLE SEASON BESTS

### STRIKEOUTS

124	Liam Hendriks, OAK (2019)
111	Damian Moss, ATL (2002)
91	Luke Prokopec, LAD (2001)
82	Grant Balfour, TB (2008)
79	Damian Moss, SF/BAL (2003)

### SAVES

38	Grant Balfour, OAK (2013)
25	Liam Hendriks, OAK (2019)
24	Grant Balfour, OAK (2012)
12	Grant Balfour, TB (2014)
5	Graeme Lloyd, MON/FLA (2002)

batters faced were 6-for-15 (.400) with a walk (.412 on-base percentage), double and homer (.667 slugging percentage) in his relief appearances...allowed a .130 batting average with runners in scoring position...compiled a 1.88 ERA and .231 opponents batting average in 12 games in Oakland and did not allow a home run in 14.1 innings...had a 7.45 ERA, .325 opponents average and all three of his home runs over 9.2 innings in 13 games on the road...had a 3.06 ERA and issued all 10 of his walks in 18 night games...had a 7.11 ERA in seven day games...had a .303 batting average over his first 15 pitches in a game, .192 after that...allowed a .304 batting average with two strikes...opponents were successful in 5-of-6 (83.3%) stolen bases attempts with him on the mound...was on the A's Opening Day roster and logged a 9.00 ERA and .538 opponents batting average in six relief appearances while allowing 4-of-7 (57.1%) inherited runners to score before going on the disabled list April 14 with a strained right groin...was reinstated from the DL June 5...had a 6.75 ERA and .294 opponents batting average in seven games in June when he was designated for assignment June 25 when the A's added Edwin Jackson to the roster...was outrighted to Triple-A Nashville July 2 but returned to Oakland when rosters expanded on Sept. 1...was used as an "opener" following his return as he went 0-1 with a 1.38 ERA and .178 opponents batting average in 12 games, including eight starts, in September...became the sixth pitcher in Oakland history to start eight games in a month, the first since Vida Blue in July of 1977...is the second to do it in September (Hunter, 1973)...his first start came on Sept. 1 against Seattle and he took the loss in an 8-7 decision (1.2 ip, 2 h, 2 r, 2 er, 1 bb, 1 so)...it was his first start since Sept. 16, 2014 against Chicago (AL)...then tossed exactly 1.0 inning in each of his final seven starts and did not allow a run (7.0 ip)...finished the season with an 11.1-inning scoreless streak overall...made three straight relief appearances from Sept. 23 to 26...matched his season high for innings pitched Sept. 23 against Minnesota when he tossed 2.0 scoreless innings of relief...was the "opener" in the Wild Card game at New York on Oct. 3 and took the loss after allowing a two-run home run to Judge in the first inning (1.0 ip, 1 h, 2 r, 2 er, 1 bb, 1 so)...went 4-1 with six saves and a 2.84 ERA in 23 games, including one start, with Nashville...struck out 43 batters in 25.1 innings, an average of 15.28 per nine innings...walked just four (1.42 per nine innings) for a strikeout-to-walk ratio of 10.75...surrendered just one home run...tied for seventh in the A's farm system in saves...allowed a .216 opponents batting average, including .205 against left-handed hitters compared to .224 against right-handers...opponents hit .295 with their lone home run with the bases empty, .151 with runners on base...had a .167 opponents average with runners in scoring position, including .077 with RISP and two outs...converted 6-of-7 (85.7%) save opportunities and stranded all four of his inherited runners...had a 0.68 ERA in the ninth inning...did not walk a batter in 20 of his 23 appearances and did not allow a run 19 times...first joined the Sounds on May 31 on a rehab assignment and pitched in two games before he was reinstated from the DL June 5...returned to Nashville after he was designated for assignment by Oakland June 25 and outrighted on July 2...did not allow a run 16 of his final 17 appearances (0.45 ERA)...had a 14-game, 16.1-inning scoreless streak from July 15 to Aug. 23...opponents went 11-for-59 (.186) with one walk during the streak...made his lone start on July 21 in the second game of a doubleheader against Oklahoma City and tossed a season-high 2.0 innings...was credited with five of his six saves over a six-game stretch from Aug. 7 to 23...struck out a season-high four batters in 2.0 innings Aug. 28 at New Orleans...was 2-1 with five saves, a 0.75 ERA and .159 opponents batting average in 11 relief appearances in the month of August.

**2017**—Was 4-2 with a save and a 4.22 ERA in 70 games...tossed 64.0 innings after pitching 64.2 innings in each of the previous two seasons...tied for eighth in the American League in games pitched...tied for eighth among AL relievers in runs allowed (34), ranked 10th in pitches (1164) and tied for 10th in earned runs (30)...logged a 5.40 ERA and .260 opponents batting average in 38 games before the All-Star Break...then posted a 2.63 ERA and .182 opponents average in 32 games after the break...his .229 opponents batting average broke down to .206 against left-handed hitters, .243 against right-handers...first batters faced hit .190 but he walked seven,

which tied for seventh most in the AL...allowed 8-of-37 (21.6%) inherited runners to score, which tied for the seventh lowest percentage in the AL...was 3-0 with a 2.33 ERA and .176 opponents batting average in 40 games at home compared to 1-2 with a 7.11 ERA and .299 opponents average in 30 games on the road...posted a 1.85 ERA and .186 opponents batting average in the seventh inning or earlier, a 7.92 ERA and .288 opponents average from the eighth inning on...yielded a .140 batting average with runners in scoring position and two outs...opponents were successful in 12-of-13 (92.3%) stolen bases attempts with him on the mound...the steals tied for the most in the AL and tied for second most in the majors among relievers...had a season-best nine-game, 11.0-inning scoreless streak from April 19 to May 10...had a .105 opponents batting average over that span and struck out 11 while walking just one...tossed a season-high 2.0 scoreless innings May 8 against Los Angeles (AL)...stranded each of his 10 inherited runners over a 26-game stretch from June 3 to July 31...walked three batters July 27 at Toronto, which are his most ever as a reliever...made the 200th appearance of his career Aug. 8 against Seattle...did not allow a run in 18 of his final 19 outings beginning Aug. 12...had a 0.53 ERA and .123 opponents batting average over that span...struck out 19 and walked just two in 17.0 innings...allowed just 1-of-14 (7.1%) inherited runners to score...committed the first error of his career Sept. 3 at Seattle, snapping a career-opening 208-game errorless streak...recorded the final two outs of the A's 3-2 win at Detroit Sept. 20 for the first save of his career.

**2016**—Compiled a 3.76 ERA and .270 opponents batting average in 53 relief appearances in his first season with the A's...had an 8.27 ERA and .394 opponents batting average in 11 games before going on the disabled list in early May with a strained right triceps...logged a 2.23 ERA and .222 opponents batting average in 42 games following his return from the DL...struck out 71 batters in 64.2 innings for the second consecutive season...walked just 14 (1.95 per nine innings) for a strikeout-to-walk ratio of 5.07...allowed just 5-of-34 (14.7%) inherited runners to score, which was the fourth-lowest mark in the American League...first batters faced hit .231 with one walk (.245 on-base percentage)...his opponents batting average included a .228 mark against left-handed hitters compared to .297 against right-handers...had a 2.15 ERA and .204 opponents batting average in 33 games after the All-Star Break...compiled a 1.80 ERA and .221 opponents batting average in 31 games at night...had a 0.93 ERA in nine games with no rest...opponents were successful in 10-of-11 (90.9%) stolen bases attempts of him and the 10 steals were fourth most among AL relievers...did not commit an error...tossed more than one inning in 24 of his 53 outings...logged a season-high 2.2 innings and retired all seven batters he faced in his first appearance as an Athletic April 5 against Chicago (AL)...made the 100th appearance of his career April 11 against Los Angeles (AL)...was placed on the 15-day DL May 10, retroactive to May 8, with a strained right triceps...made one rehab appearance with Single-A Stockton June 7 and three with Triple-A Nashville from June 10 to 16 before he was reinstated from the DL June 19...had a 2.70 ERA and .282 opponents batting average over his first eight games following his return...then compiled a 1.37 ERA and .155 opponents batting average over his next 16 games from July 6 to Aug. 15...posted a 1.23 ERA and .154 opponents batting average in 11 games in July...compiled a 1.38 ERA over his final 12 appearances beginning Sept. 5.

**2015**—Pitched exclusively in relief for the first time in his career and was 5-0 with a 2.92 ERA in 58 games with Toronto...the wins were a career high...issued 11 walks in 64.2 innings and his average of 1.53 walks per nine innings ranked eighth lowest among American League relievers...struck out 71 and his strikeout-to-walk ratio of 6.45 ranked fourth...also tied for ninth in wins...his opponents batting average included a .207 mark against right-handed hitters compared to .283 against left-handers...yielded a .134 batting average with two strikes...allowed 9-of-30 (30.0%) inherited runners to score...first batters faced hit .245 with a .310 on-base percentage...did not allow a run in 11 interleague games (11.2 ip)...logged a 1.75 ERA in 21 day games...tossed more than one inning in 19 of his 58 games, including two or more 10 times...never walked more than one batter in an outing...allowed just one home run over his final 45 games and 47.1 innings (Sept. 22 against New York-AL)...compiled a 0.87 ERA over a 26-game stretch from May 27 to Aug. 25 and did not allow a run in 24 of those contests...walked in his only plate appearance June 2 at Washington...did not allow a run in 11 games in June (13.0 ip) as part of a 14.1-inning scoreless streak dating back to May 31...had a 13.0-inning scoreless streak from July 22 to Aug. 25...surrendered just five hits during the second scoreless streak (.119 opponents average) and struck out 19 batters...retired each of the first 20 batters he faced after the All-Star Break...had no

decisions and a 5.40 ERA in three postseason appearances with Toronto...made his postseason debut in Game 2 of the ALDS against Texas (0.1 ip, 1 h)...pitched twice in the ALCS against Kansas City...allowed three runs in 0.1 innings in Game 3 but came back to pitch 4.1 scoreless innings the next day (1 h, 2 so)...it was the longest scoreless outing ever by a Blue Jay reliever during the postseason.

**2014**—Began the season at Triple-A Buffalo in the Toronto organization and finished it in the majors with Kansas City...combined for a 1-2 record, a 5.23 ERA and .290 opponents batting average in nine games, six starts, with the Blue Jays and Royals...was recalled by Toronto the first time May 23 and went 1-0 with a 2.31 ERA in two starts before he was optioned June 1...returned June 20 and started that day at Cincinnati...allowed six runs on six hits in 1.2 innings in a no decision and was optioned back to Buffalo following the game...was traded to Kansas City with Erik Kratz for Danny Valencia on July 28 and reported to Triple-A Omaha...was recalled by the Royals Aug. 27 and had a no decision that day against Minnesota, despite allowing just one run in 7.0 innings...was optioned to Northwest Arkansas the next day but returned Sept. 2 when the Nationals season ended...went 0-2 with a 6.57 ERA in five games, including two starts in September...combined for a 12-2 record and a 2.45 ERA in 23 minor league games, including 21 starts, with Buffalo and Omaha...led all Triple-A pitchers in ERA and tied for fourth in wins...struck out 126 batters and walked just 13 for a strikeout-to-walk ratio of 9.69...averaged 0.82 walks per nine innings...appeared in the Triple-A All-Star Game on July 16, earning Top Star honors with 2.0 scoreless innings...went 6-0 with a 1.82 ERA over his first 12 games, 10 starts...struck out 12 batters in 7.0 innings in his Omaha debut Aug. 1 against Memphis...went 4-1 with a 1.62 ERA in six starts for Aguilas Cibaenas in the Dominican Winter League following the season.

**2013**—Split his season between Minnesota and Triple-A Rochester...went 1-3 with a 6.85 ERA and .327 opponents batting average in 10 games, eight starts, over three stints with the Twins...was 4-8 with a 4.67 ERA and .294 opponents average in 16 starts with the Red Wings...was on the Opening Day roster with Minnesota and went 0-1 with a 4.66 ERA in two starts before he was optioned to Rochester April 13...returned to the Twins Aug. 9 as the 26th man for the doubleheader that day at Chicago (AL)...started the second game and had a no decision in a 3-2, 10-inning win...returned to Rochester following the game but joined Minnesota for good Aug. 24...went 1-2 with an 8.33 ERA over his final seven games, including five starts...tossed 6.0 innings of relief Sept. 21 at Oakland, his longest career outing as a reliever...then struck out eight batters in 4.2 innings of relief Sept. 27 against Cleveland, his most strikeouts as a starter or reliever...walked just 15 batters in 98.1 innings with the Red Wings, an average of 1.37 per nine innings...was on the disabled list from May 10 to June 18 with an inflamed right elbow...tossed a complete game June 30 at Syracuse but was the losing pitcher in a 2-0 loss...was claimed off waivers three times following the season: Dec. 13 by Chicago (NL), Dec. 23 by Baltimore and Feb. 21 by Toronto.

**2012**—Made the Twins Opening Day roster for first time in career and went 0-2 with a 9.00 ERA in four starts before being optioned to Triple-A Rochester May 7...named International League Pitcher of the Week June 4-10 after going 2-0 with a 0.00 ERA...pitched a seven inning complete game shutout June 4 vs. Columbus and then followed it up with 8.2 shutout innings and 10 strikeouts June 9 at Indianapolis...went 5-0 with a 1.94 ERA in seven starts for the Red Wings...was recalled by the Twins June 16...made four starts and was optioned back to Rochester July 3...posted a 23.0-inning scoreless streak at Rochester from June 4 to July 13...suffered his first Triple-A loss of the season July 23 at Durham after winning first seven decisions...recalled by the Twins Aug. 21...was 9-3 with a 2.20 ERA in 16 starts for the Wings at the time of recall...tossed his first Major League career complete game, allowing one run on three hits and six strikeouts, but was dealt the loss Aug. 27 vs. Seattle...earned his first ML win, allowing two runs on two hits in 6.0 innings with two walks and two strikeouts, Sept. 19 at Cleveland.

**2011**—Started the season with Double-A New Britain...was named Twins minor league Player of the Week June 4-10 after going 2-0 with a 0.69 ERA...struck out 10 and walked one in two starts (13.0 ip)...selected to pitch for World Team in the Futures Game July 10 at Chase Field in Arizona, allowing one run on two hits in 1.0 inning pitched...voted by fans as Eastern League All-Star...had his contract selected by Twins Sept. 6 and made his first career start that day against Chicago (AL), a loss (7.0 ip, 4 h, 3 r, 3 er, 3 bb, 4 so)...became 28th Australian-born player and 20th pitcher

to ever play in the Major Leagues...combined to go 12-6 with a 3.36 ERA in 25 games, including 24 starts, between Triple-A Rochester and New Britain...struck out 111 and walked just 21 in 139.1 innings...ranked second among all Twins minor leaguers in strikeouts...named the 10th annual Jim Rantz Award recipient as Twins minor league Pitcher of the Year...named as the right-handed starting pitcher on MiLB.com's 2011 Twins organizational All-Star team...ranked the seventh best prospect in the Twins organization.

**2010**—Started the season at Single-A Beloit and did not allow a run in his first three starts (17.0 ip)...was named Midwest League Player of the Week April 8...was promoted to Single-A Ft. Myers May 10...was named to the 2010 Futures All-Star Game but did not pitch due to appendectomy surgery...was on the disabled list from July 4 to Aug. 17...was ranked by *Baseball America* as the sixth best prospect in the Twins organization...pitched in the Australian Baseball League in off-season...threw 26.1 innings over eight appearances, including six starts.

**2009**—Made three starts for Rookie Elizabethton before being promoted to Single-A Beloit July 8...had a 1.96 ERA in his first three starts...did not allow a run in back-to-back starts Aug. 22 and 27, allowing just two hits over 13.0 innings...pitched in the World Baseball Classic for Team Australia...appeared in two games out of bullpen against Team Mexico.

**2008**—Spent the entire year on disabled list with a nerve injury.

**2007**—Started his professional career with the Gulf Coast League Twins...made 10 starts, including five without allowing a run...struck out a season-high 11 batters in 6.0 scoreless innings Aug. 18.

## PERSONAL/MISCELLANEOUS

Liam Johnson Hendriks was originally signed by Twins scout Howard Norsetter...is married, Kristi...is an avid animal supporter and makes regular visits to animal shelters...attended Sacred Heart College in Australia.

### LIFETIME PITCHING RECORD

Year	Club	W	L	ERA	G	GS	CG	SHO	SV	IP	H	R	ER	HR	HB	BB	IBB	SO	WP	BK	
2007	GCL Twins	4	2	2.05	10	10	0	0	0	44.0	41	14	10	2	1	11	0	52	0	0	
2008	Elizabethton	(Injured — Did not pitch)																			
2009	Elizabethton	2	0	3.71	3	3	0	0	0	17.0	19	8	7	0	0	1	0	13	0	0	
	Beloit	3	5	3.51	11	11	0	0	0	66.2	73	34	26	3	2	15	0	62	5	1	
2010	Beloit	2	1	1.32	6	6	0	0	0	34.0	16	6	5	0	1	4	0	39	2	0	
	Fort Myers	6	3	1.93	13	12	1	0	0	74.2	63	20	16	2	1	8	0	66	3	0	
2011	New Britain	8	2	2.70	16	15	2	0	0	90.0	85	30	27	5	3	18	1	81	0	0	
	Rochester	4	4	4.56	9	9	0	0	0	49.1	52	26	25	0	2	3	0	30	1	1	
	MINNESOTA	0	2	6.17	4	4	0	0	0	23.1	29	16	16	3	0	6	0	16	1	0	
2012	MINNESOTA	1	8	5.59	16	16	1	0	0	85.1	106	61	53	17	4	26	3	50	4	0	
	Rochester	9	3	2.20	16	16	1	1	0	106.1	76	28	26	5	1	28	0	82	3	0	
2013	MINNESOTA	1	3	6.85	10	8	0	0	0	47.1	67	39	36	10	3	14	1	34	1	0	
	Rochester	4	8	4.67	16	16	1	0	0	98.1	115	56	51	9	3	15	0	62	2	0	
2014	Buffalo	8	1	2.33	18	16	1	0	0	108.1	92	32	28	6	3	7	0	91	4	0	
	TORONTO	1	0	6.08	3	3	0	0	0	13.1	12	9	9	3	2	4	0	8	0	0	
	Omaha	4	1	2.83	5	5	0	0	0	35.0	33	13	11	1	0	6	0	35	0	0	
	KANSAS CITY	0	2	4.66	6	3	0	0	0	19.1	26	12	10	0	1	3	0	15	1	0	
2015	TORONTO	5	0	2.92	58	0	0	0	0	64.2	59	23	21	3	2	11	1	71	4	0	
2016	OAKLAND	0	4	3.76	53	0	0	0	0	64.2	69	31	27	6	1	14	3	71	3	0	
	Stockton	0	0	0.00	1	0	0	0	0	1.0	0	0	0	0	0	0	0	1	0	0	
	Nashville	0	0	3.86	3	0	0	0	0	4.2	4	2	2	0	0	2	0	3	1	0	
2017	OAKLAND	4	2	4.22	70	0	0	0	1	64.0	57	34	30	7	0	23	0	78	6	0	
2018	OAKLAND	0	1	4.13	25	8	0	0	0	24.0	25	11	11	3	1	10	0	22	1	0	
	Nashville	4	1	2.84	23	1	0	0	6	25.1	21	9	8	1	0	4	0	43	2	0	
2019	OAKLAND	4	4	1.80	75	2	0	0	25	85.0	61	18	17	5	2	21	5	124	7	0	
<b>Major League Totals</b>		<b>16</b>	<b>26</b>	<b>4.22</b>	<b>320</b>	<b>44</b>	<b>1</b>	<b>0</b>	<b>26</b>	<b>491.0</b>	<b>511</b>	<b>254</b>	<b>230</b>	<b>57</b>	<b>16</b>	<b>132</b>	<b>13</b>	<b>489</b>	<b>28</b>	<b>0</b>	

## CAREER TRANSACTIONS

**2007** — Signed by the Minnesota Twins as a non-drafted free agent, February 25. **2013** — Claimed off waivers by the Chicago Cubs, December 13. Claimed off waivers by the Baltimore Orioles, December 23. **2014** — Claimed off waivers by the Toronto Blue Jays, February 21. Traded to the Kansas City Royals with catcher Erik Kratz for infielder Danny Valencia, July 28. Traded to Toronto for minor league catcher Santiago Nassy, October 29. **2015** — Traded to the Oakland Athletics for pitcher Jesse Chavez, November 20. **2016** — On the disabled list, May 8 to June 18; included rehabilitation assignments to Stockton, June 7 to 9, and Nashville, June 10 to 18. **2018** — On the disabled list, April 14 to June 4; included rehabilitation assignment to Nashville, May 31 to June 4.

## WILD CARD RECORD

Year	Club/Opp.	W	L	ERA	G	GS	CG	SHO	SV	IP	H	R	ER	HR	HB	BB	IBB	SO	WP	BK
2018	OAK vs. NYY	0	1	18.00	1	1	0	0	0	1.0	1	2	2	1	0	1	0	1	0	0
2019	OAK vs. TB	0	0	0.00	1	0	0	0	0	1.0	0	0	0	0	0	0	0	1	0	0
<b>Totals</b>		<b>0</b>	<b>1</b>	<b>9.00</b>	<b>2</b>	<b>1</b>	<b>0</b>	<b>0</b>	<b>0</b>	<b>2.0</b>	<b>1</b>	<b>2</b>	<b>2</b>	<b>1</b>	<b>0</b>	<b>1</b>	<b>0</b>	<b>2</b>	<b>0</b>	<b>0</b>

## DIVISION SERIES RECORD

Year	Club/Opp	W	L	ERA	G	GS	CG	SHO	SV	IP	H	R	ER	HR	HB	BB	IBB	SO	WP	BK
2015	TOR vs. TEX	0	0	0.00	1	0	0	0	0	0.1	1	0	0	0	0	0	0	0	0	0

## LEAGUE CHAMPIONSHIP SERIES RECORD

Year	Club/Opp	W	L	ERA	G	GS	CG	SHO	SV	IP	H	R	ER	HR	HB	BB	IBB	SO	WP	BK
2015	TOR vs. KC	0	0	5.79	2	0	0	0	0	4.2	4	3	3	0	0	0	0	2	0	0

## ALL-STAR GAME RECORD

Year	Club/Site	W	L	ERA	G	GS	CG	SHO	SV	IP	H	R	ER	HR	HB	BB	IBB	SO	WP	BK
2019	A.L./Cle.	0	0	9.00	1	0	0	0	0	1.0	1	1	1	1	0	0	0	3	0	0

## WORLD BASEBALL CLASSIC RECORD

Year	Club	W	L	ERA	G	GS	CG	SHO	SV	IP	H	R	ER	HR	HB	BB	IBB	SO	WP	BK
2009	Australia	0	0	10.80	2	0	0	0	0	1.2	3	2	2	0	0	1	0	1	0	0

## HENDRIKS' CAREER BESTS

**Low Hit Complete Game:** 3, August 27, 2012 vs. Seattle

**Innings Pitched:** 9.0, August 27, 2012 vs. Seattle. As reliever: 6.0, September 21, 2013 at Oakland

**Strikeouts:** 8, September 27, 2013 vs. Cleveland

**Pitches:** 108, September 7, 2012 vs. Cleveland. As reliever: 102, September 21, 2013 at Oakland

**Longest Winning Streak:** 5, June 7, 2015 to September 12, 2015

**Longest Losing Streak:** 9, September 6, 2011 to August 27, 2012

**Longest Scoreless Streak:** 20.2, June 6 to July 20, 2019

**RIGHT-HANDED PITCHER****Height/Weight:** 6-0 / 226**Birthdate:** March 22, 1996**Birthplace/Resides:** Conway, South Carolina / Conway, South Carolina**Major League Service:** None**Obtained:** Acquired from the Los Angeles Dodgers with Jharel Cotton and Frankie Montas for Josh Reddick and Rich Hill, August 1, 2016.**Contract Status:** First year of a one-year contract through 2020**Bats/Throws:** Left / Right**Opening Day Age:** 24**CAREER HIGHLIGHTS**

Was the Dodgers first round selection in the 2014 draft and was dealt to the A's at the 2016 trading deadline in the Josh Reddick/Rich Hill trade...is 36-31 with a 3.98 ERA (233 er in 526.1 ip) in 115 games, including 100 starts, in six professional seasons...has 538 strikeouts in 526.1 innings (9.20 per nine innings)...missed nearly the entire 2018 season with a rotator cuff injury...led the Texas League with 150 strikeouts in 2017...named to the Midwest League Midseason All-Star team in 2015...was rated as the A's sixth-best prospect by *Baseball America* following the 2016 season, the Dodgers fifth-best prospect following 2015 and the Dodgers fourth-best following 2014.

**2019 HIGHLIGHTS**

After missing most of the 2018 season with a shoulder injury, he spent nearly the entire season at Double-A Midland where he was 6-5 with a 3.31 ERA in 22 games, 16 starts...made his Triple-A debut with a start for Las Vegas on Aug. 31, a no decision, and had a 3.23 ERA overall in 23 games overall...allowed a .241 opponents batting average, including .216 (38-for-176) with three home runs against right-handed hitters compared to .273 (39-for-143) with seven home runs against left-handed hitters...eight of his 10 home runs allowed were solo shots...yielded a .224 average with runners in scoring position...opponents hit .183 with no home runs and three RBI with two outs...was 2-5 with a 3.26 ERA in his 17 starting assignments and 4-0 with a 3.15 ERA in six relief appearances...tossed three innings or fewer in each of his first 10 outings and four innings or fewer in each of his first 14...then lasted more than four innings in eight of his final nine appearances...never pitched more than 5.0 innings.

**MINORS:** Logged 3.0 scoreless innings in his first start on April 7 at Frisco but then had season highs in walks (4) and hits (7) while allowing five runs in a season-low 2.2 innings in a 9-8 loss to Frisco April 12...was 1-1 with a 5.19 ERA in three games when he was placed on the injured list May 1 with right shoulder impingement syndrome...was reinstated May 22 and went 2-1 with a 1.86 ERA and .235 opponents batting average over his first nine games following his return...finished June with a 2-0 record and a 1.42 ERA in six games (three starts) and did not allow a home run in 19.0 innings...had seven starts and six relief appearances over his first 13 games through July 8 and was 4-2 with a 2.81 ERA...then started in each of his final 10 outings beginning July 13 and went 2-3 with a 3.63 ERA...equalled his season high with four walks July 13 against Corpus Christi...that began a five-start stretch where he went 1-2 with a 6.53 ERA...tossed a season-high 5.0 scoreless innings July 18 at Arkansas but had a no decision in a 2-1 RockHounds win...it was his first of six outings of 5.0 innings...tossed a season-high 76 pitches July 24 against Arkansas (matched on Aug. 21 against Northwest Arkansas)...allowed a season-high three home runs July 29 against Tulsa...yielded a season-high seven runs in a season-low tying 2.2 innings in a 10-3 loss at Corpus Christi Aug. 4...struck out a career-high tying nine batters in 5.0 scoreless innings on Aug. 9 against Corpus Christi, but had a no decision in Midland's 3-2, 10-inning win...that began a three-start stretch where he did not allow a run (15.0 ip, 11 h, 2 bb, 20 so)...was promoted to Las Vegas Aug. 31 and started and had a no decision that day against Tacoma (4.2 ip, 6 h, 1 r, 1 er, 1 bb, 5 so)...made one postseason start for the Aviators in Game 4 of the Pacific Coast League Semifinals on Sept. 7 against Sacramento...was the losing pitcher in a 5-3 loss (4.1 ip, 6 h, 3 r, 3 er, 5 so, 1 hr).

## CAREER

**2018**—Missed nearly the entire season due to a strained right shoulder...received a PRP injection into his right rotator cuff April 3...was reinstated from the disabled list Aug. 29 and went 0-0 with a 4.50 ERA and .174 opponents batting average in two regular season starts with Single-A Stockton...walked two and struck out eight in 6.0 innings...left-handed hitters were 2-for-17 (.118), right-handers 2-for-6 (.333)...tossed 3.0 innings in each of his starts: Aug. 29 at San Jose (1 h, 1 r, 1 er, 4 so) and Sept. 3 against Visalia (3 h, 3 r, 2 er, 2 bb, 4 so)...then made one postseason start for the Ports in Game 4 of the California League Semifinals and had a no decision in Stockton's 11-2 win at Visalia on Sept. 8...tossed 4.0 scoreless and hitless innings (1 bb, 5 so).

**2017**—Made his Double-A debut with Midland and spent the entire season with the RockHounds...was 11-12 with a 4.49 ERA in 29 games, including 24 starts...led the Texas League in strikeouts (150), tied for second in wins (11), ranked sixth in innings pitched (148.1) and tied for eighth in games started (24)...also led the league in walks (61) and tied for the lead in losses (12)...tied for the lead in the A's farm system in wins and ranked second in strikeouts and innings pitched...had career highs in strikeouts, games, innings pitched, losses, hits, earned runs (74), home runs (15), hit batters (9) and walks (51) and matched his best in wins and games started...allowed a .262 opponents batting average which broke down to .189 against left-handed hitters compared to .309 against right-handers...had a .586 OPS against lefties, .836 against righties...was 9-12 with a 4.62 ERA in his 24 starts, 2-0 with a 3.66 ERA in five relief appearances...four of his five relief appearances came over his first seven games of the season...compiled a 5-6 record and a 5.45 ERA in 15 games in the first half of the season, 6-6 with a 3.72 ERA in 14 games in the second half...opponents were successful in just 3-of-9 (33.3%) stolen base attempts with him on the mound...alternated between relieving and starting over his first seven games, going 2-1 with a 5.16 ERA in seven games, including three starts, through May 3...tossed 2.0 innings in a start on April 21 against San Antonio, which was his shortest outing as a starter or reliever in 2017...tossed a season-high 99 pitches May 25 at Northwest Arkansas (matched July 3 against Tulsa) to begin a four-start stretch where he went 3-1 with a 2.51 ERA through June 10...struck out a season-high nine batters in 6.0 innings in an 8-2 win over Northwest Arkansas June 4...combined on a three-hit shutout in a 6-0 win over Frisco June 10...tossed a season-high 8.0 scoreless innings and allowed two of the hits (0 bb, 8 so)...was named Texas League Pitcher of the Week for the week of July 24-30 after going 2-0 with a 3.09 ERA (11.2 ip, 9 h, 4 r, 4 er, 5 bb, 14 so) over two starts...logged his best single-month ERA in July when he went 3-3 with a 3.16 ERA and .206 opponents batting average in six starts...matched his season high by tossing 8.0 innings in his final regular season start Sept. 3 at Frisco (3 h, 1 r, 0 er, 1 bb, 5 so)...made two postseason starts for the Texas League Champion RockHounds and was 1-1 with a 4.22 ERA (10.2 ip, 10 h, 8 r, 5 er, 5 bb, 7 so)...started and lost Game 3 of the TL semifinals against San Antonio and then defeated Tulsa in Game 4 of the TL Championship Series to even the series at two games each.

**2016**—Started the year with Single-A Rancho Cucamonga in the Los Angeles (NL) organization but finished it with Single-A Stockton in the Oakland organization as he was one of three players sent to the A's on Aug. 1 in the Josh Reddick/Rich Hill trade...combined for an 11-7 record, a 4.64 ERA and .277 opponents batting average in 26 games, 23 starts...tied for the California League lead in wins and wild pitches (18), ranked fourth in strikeouts (124) and 10th in ERA...had career highs in wins, runs (85) and wild pitches...also had the only save of his career...compiled a 5-3 record and a 3.21 ERA in 13 games in the first half of the season...then went 6-4 with a 6.19 ERA in 13 games in the second half...did not pitch more than six innings in any outing and tossed exactly 5.0 innings in 16 of his 26 appearances...struck out a season-high nine batters in the second game of a May 29 doubleheader at Visalia...went 2-1 with a 2.67 ERA in five starts in May...struck out 34 batters in 27.0 innings...his two relief appearances with the Quakes came in consecutive games on June 11 at Lake Elsinore and June 16 at San Jose in games started by a rehabbing Brandon McCarthy...recorded the first save of his professional career in the latter contest when he tossed 5.0 scoreless innings (4 h, 4 so)...was 8-4 with a 4.02 ERA in 20 games, including 18 starts, with Rancho Cucamonga when he was traded to the Oakland organization with Jharel Cotton and Frankie Montas for Rich Hill and Josh Reddick on Aug. 1...went 3-3 with a 6.91 ERA in six games, including five starts, with Stockton...was rated as the A's sixth-best prospect by *Baseball America* following the season.

**2015**—Spent the entire season at Single-A Great Lakes and went 6-4 with a 3.14 ERA and .229 opponents batting average in 24 starts...struck out 117 batters in 103.1 innings, an average of 10.19 per nine innings...finished third in the Dodgers farm system in strikeouts...surrendered just six home runs (0.52 per nine innings)...was named to the Midwest League Midseason All-Star team...went 4-1 with a 2.24 ERA and .194 opponents batting average in 12 starts at home...went 4-0 with a 2.16 ERA over a nine-start stretch from May 4 to June 28...had a 16.0-inning scoreless streak from May 9 to 25...went 3-0 with a 1.55 ERA and .163 opponents batting average in six starts in May...pitched for the East in the Midwest League All-Star Game on June 23 at Peoria and faced two batters (0.2 ip, 1 so)...was 2-2 despite a 1.21 ERA in six starts in July...made one postseason start for the Loons and had a no decision (4.2 ip, 7 h, 3 r, 3 er, 2 bb, 3 so)...was rated as the Dodgers fifth-best prospect by *Baseball America* following the season.

**2014**—Began his professional career with the Dodgers affiliate in the Arizona Rookie League and went 1-2 with a 3.00 ERA in seven games, six starts, before he was transferred to Ogden Aug. 14... went 1-1 with a 4.91 ERA in four starts with the Raptors...struck out 58 batters in 48.1 innings (10.80 per nine innings) and walked just 13 for a strikeout-to-walk ratio of 4.46...allowed a .220 batting average, including .170 against right-handed hitters...opponents hit .191 with runners in scoring position, including .118 with RISP and two outs...made his professional debut in relief on July 2 at the Mariners and picked up the win (2.0 ip, 1 bb, 5 so)...made one postseason start for Ogden and took the loss in Game 2 of the first round of the Pioneer League playoffs on Sept. 6 against Orem (1.1 ip, 4 h, 6 r, 6 er, 1 bb, 3 so)...was rated as the Dodgers fourth-best prospect by *Baseball America* following the season.

## PERSONAL/MISCELLANEOUS

Harrison Grant Holmes...graduated from Conway (SC) HS in 2014...was named the Gatorade Player of the Year in South Carolina as a senior.

### LIFETIME PITCHING RECORD

Year	Club	W	L	ERA	G	GS	CG	SHO	SV	IP	H	R	ER	HR	HB	BB	IBB	SO	WP	BK
2014	AZL Dodgers	1	2	3.00	7	6	0	0	0	30.0	20	11	10	2	2	7	0	33	1	0
	Ogden	1	1	4.91	4	4	0	0	0	18.1	19	10	10	1	1	6	0	25	3	0
2015	Great Lakes	6	4	3.14	24	24	0	0	0	103.1	86	46	36	6	1	54	0	117	9	0
	Rancho Cucamonga	8	4	4.02	20	18	0	0	1	105.1	103	60	47	6	2	43	0	100	8	1
2016	Stockton	3	3	6.91	6	5	0	0	0	28.2	44	25	22	4	1	10	0	24	10	0
	Midland	11	12	4.49	29	24	0	0	0	148.1	149	82	74	15	9	61	2	150	15	1
2017	Stockton	0	0	4.50	2	2	0	0	0	6.0	4	4	3	1	2	2	0	8	0	0
2018	Midland	6	5	3.31	22	16	0	0	0	81.2	71	34	30	9	5	27	0	76	6	0
	Las Vegas	0	0	1.93	1	1	0	0	0	4.2	6	1	1	1	0	1	0	5	0	0
<b>Minor League Totals</b>		<b>36</b>	<b>31</b>	<b>3.98</b>	<b>115</b>	<b>100</b>	<b>0</b>	<b>0</b>	<b>1</b>	<b>526.1</b>	<b>502</b>	<b>273</b>	<b>233</b>	<b>45</b>	<b>23</b>	<b>211</b>	<b>2</b>	<b>538</b>	<b>52</b>	<b>2</b>

### CAREER TRANSACTIONS

**2014** — Selected by the Los Angeles Dodgers organization in the 1st round (22nd selection overall) of the First-Year Player Draft. **2016** — Traded to the Oakland Athletics organization with pitchers Jharel Cotton and Frankie Montas for pitcher Rich Hill and outfielder Josh Reddick, August 1.



**RIGHT-HANDED PITCHER****Height/Weight:** 6-9 / 213**Bats/Throws:** Right / Right**Birthdate:** April 25, 1995**Opening Day Age:** 24**Birthplace/Resides:** St. Louis, Missouri / St. Louis, Missouri**Major League Service:** None**Obtained:** Selected in the 8th round of the 2017 First-Year Player Draft**Contract Status:** First year of a one-year contract through 2020**NON-ROSTER INVITEE****CAREER HIGHLIGHTS**

Was selected by the A's in the 8th round of the 2017 draft and is 21-17 with a 3.37 ERA in 62 games, 56 starts, in three seasons in the minors...five of his six relief appearances came in his first season...was named to the Texas League Postseason All-Star team in 2019...has earned Midseason All-Star honors in the TL in 2019 and the California League in 2018.

**2019 HIGHLIGHTS**

Spent most of the season with Double-A Midland, where he was 8-8 with a 3.25 ERA in 23 games, all starts...also went 0-1 with a 13.81 ERA in four starts during a three-week stay with Triple-A Las Vegas...combined to go 8-9 with a 4.30 ERA in a career-high 27 starts overall...also had career highs in innings pitched (144.1), losses, hits (175), runs (77), earned runs (69), walks (47), hit batters (6) and wild pitches (12)...ranked third in the A's farm system in strikeouts (134) and innings pitched, tied for fifth in wins and seventh in ERA...was named to the Texas League Midseason and Postseason All-Star teams...finished second in the TL in ERA (3.25), tied for second in wins (8), fifth in innings pitched (130.0), tied for fifth in games started (23), tied for sixth in strikeouts (118) and eighth in opponents batting average (.277)...allowed a combined .294 opponents batting average with both clubs...that broke down to .286 (93-for-325) against right-handed hitters compared to .304 (72-for-237) against left-handers...yielded a .343 average with the bases empty compared to .244 with runners on...allowed a .323 average with no outs or one out, a .220 mark with two outs...opponents hit .343 with a .400 on-base percentage when leading off an inning...was 4-2 with a 1.81 ERA over his first nine starts through May 20...then went 4-7 with a 5.61 ERA over his final 18 starts...compiled a 4-3 record, a 2.09 ERA and one home run in 47.1 innings in eight starts at the RockHounds Security Bank Ballpark...was 4-6 with a 5.38 ERA and 10 home runs in 97.0 innings in 19 starts in all other ballparks (including Las Vegas).

**MINORS:** Allowed just one run over his first three starts and was 2-0 with a 0.56 ERA...that included back-to-back starts on April 10 at Amarillo and April 15 vs. Amarillo where he did not allow a run...tossed 5.0 scoreless innings in the former and 6.0 in the latter as part of a 13.0-inning scoreless streak from April 5-15...had a total of five scoreless starts for the season (6.0 at Frisco, May 20; 7.0 at Frisco, June 20; 6.0 at Corpus Christi, July 7)...finished April 2-1 with a 1.73 ERA in five starts...then went 3-1 with a 3.03 ERA in six starts in May...issued a career-high five walks in 5.0 innings May 25 at Amarillo...that began a six-start stretch through June 21 where he went 1-3 with a 5.40 ERA...tossed a season-high 7.0 innings in a 6-2 win over Amarillo May 31...it was his first of three outings of 7.0 innings (June 27 at Frisco, July 2 vs. Amarillo)...struck out a season-high nine batters in 6.1 innings in a 4-1 loss to Arkansas June 21...went 2-1 with a 0.75 ERA over a four-start stretch from June 27 to July 12...was named TL Pitcher of the Week for the week of July 1-7 when he went 1-0 with a 0.69 ERA in two starts (13.0 ip, 13 h, 1 r, 1 er, 1 bb, 8 so)...then allowed five runs on nine hits in 6.1 innings at Arkansas July 17 and logged a season-high 101 pitches in 6.1 innings...that gave him a 7-7 record and a 2.70 ERA in 20 starts with Midland...was promoted to Las Vegas July 24...matched the shortest start of his career in his Triple-A debut July 26 at El Paso when he allowed a career-high tying eight runs on seven hits in 2.0 innings...ended up with a no decision in the Aviators 20-11 win...yielded a career-high tying 10 hits Aug. 1 against New Orleans...was 0-1 with a 13.81 ERA in four starts with Las Vegas when he was transferred back to Midland Aug. 15...went 1-1 with a 5.40 ERA over his final three regular season starts with

the RockHounds...matched his career high for hits Aug. 29 at Northwest Arkansas (10)...started and lost Game 3 of the TL Semifinals, a 6-2 loss to Amarillo on Sept. 6 (6.0 ip, 8 h, 5 r, 5 er, 3 bb, 3 so).

## CAREER

**2018**—Split his season between Single-A Stockton and Double-A Midland and combined for an 11-7 record, a 2.91 ERA and .225 opponents batting average in 24 games, including 23 starts...struck out 140 batters in 139.1 innings and walked just 37 for a strikeout-to-walk ratio of 3.78...had career highs in wins, strikeouts and home runs (16)...ranked second in the A's farm system in wins, third in strikeouts, fourth in ERA and seventh in innings pitched...began the year with the Ports and was 7-3 with a 2.38 ERA in 12 games, 11 starts, when he was promoted to Midland June 20...went 4-4 with a 3.48 ERA in 12 starts with the RockHounds...was named to the California League Midseason All-Star team...his opponents batting average broke down to .214 against right-handed hitters compared to .242 against left-handers...yielded a .137 mark with runners in scoring position at Stockton but that jumped to .290 with Midland for a .221 average overall...opponents hit .172 with a .224 on-base percentage when leading off an inning...was 7-3 with a 2.57 ERA in 13 games before the All-Star Break, 4-4 with a 3.32 ERA in 11 starts after the break...combined for a 6-2 record, a 1.60 ERA and five home runs allowed in 12 games in his home ballparks...was 5-5 with a 4.36 ERA and 11 home runs in 12 starts on the road...tossed at least five innings in 21 of his 24 appearances...walked one batter or fewer 14 times...pitched 5.0 scoreless innings and allowed just one hit in his first start April 7 against Lake Elsinore and picked up the win...struck out a career-high 10 batters in 5.1 innings in his next start April 13 at San Jose but took the loss...was 1-2 despite a 1.76 ERA and .148 opponents average over his first three starts...then went 3-0 with a 2.97 ERA over his next five starts from April 25 to May 20...made his only relief appearance of the season May 31 against Modesto and matched his career high with 10 strikeouts while tossing 5.1 scoreless innings for the win...allowed two hits and did not walk a batter and earned CL Pitcher of the Week honors for the week of May 29 to June 3...was 3-1 with a 2.80 ERA in six games in May and issued just four walks in 35.1 innings...allowed one run in 7.0 innings June 6 at San Jose and yielded one run in a career-high 8.2 innings June 12 against San Jose, both wins...pitched the fifth inning for the North All-Stars in the California League All-Star Game on June 19 (1.0 ip, 1 h, 1 r, 2 so, 1 hr)...was promoted to Midland the next day...logged a season-high 107 pitches, including 70 strikes, in 7.0 scoreless innings July 27 at Corpus Christi (2 h, 2 bb, 8 so)...went 1-2 in five starts in July but had a 2.08 ERA and .180 opponents batting average...struck out 35 batters in 30.1 innings.

**2017**—Made his professional debut with Vermont of the Short Season Single-A New York-Penn League and was 2-1 with a save and a 1.15 ERA in 11 games, including six starts...walked just one batter in 31.1 innings and did not allow a home run...struck out 29...allowed a .200 opponents batting average, including .190 against right-handed hitters compared to .213 against left-handers...opponents hit .161 when leading off an inning with no walks...yielded a .357 average with runners in scoring position...was 0-1 with a 2.25 ERA in his six starting assignments...had a 2-0 record and did not allow a run in 15.1 innings of relief...tossed at least two innings in each of his 11 appearances, including three or more nine times...did not allow a run nine times...his first outing was a start on July 6 at Connecticut (2.0 ip, 1 h, 1 so) and each of his first four appearances were starts...recorded his first save Aug. 6 at Hudson Valley (3.0 ip, 1 h, 4 so) to start a season-ending five-game streak without allowing a run (15.0 ip)...picked up his first win with 3.0 scoreless innings of relief at Lowell on Aug. 24...also won in his next appearance Aug. 31 at Hudson Valley (3.0 ip, 0 h, 0 bb, 2 so), his final regular season outing...then compiled a 1.17 ERA in two postseason appearances, both in relief (7.2 ip, 4 h, 1 r, 1 er, 2 bb, 10 so, 1 hr).

## PERSONAL/MISCELLANEOUS

Brian Edward Howard was originally signed by A's scout Chris Reilly...graduated from St. Louis University High School (MO)...attended Texas Christian University where he compiled a 26-5 record and a 3.46 ERA in 62 games, including 40 starts, over four seasons...led the nation with 19 starts as a senior in 2017 and ranked second with 12 wins.

### LIFETIME PITCHING RECORD

Year	Club	W	L	ERA	G	GS	CG	SHO	SV	IP	H	R	ER	HR	HB	BB	IBB	SO	WP	BK
2017	Vermont	2	1	1.15	11	6	0	0	1	31.1	22	5	4	0	0	1	0	29	1	0
2018	Stockton	7	3	2.38	12	11	0	0	0	72.0	53	21	19	9	2	14	1	77	2	0
	Midland	4	4	3.48	12	12	0	0	0	67.1	65	36	26	7	1	23	0	63	8	1
2019	Midland	8	8	3.25	23	23	0	0	0	130.0	137	54	47	7	4	39	0	118	9	0
	Las Vegas	0	1	13.81	4	4	0	0	0	14.1	28	23	22	4	2	8	1	16	3	1
<b>Minor League Totals</b>		<b>21</b>	<b>17</b>	<b>3.37</b>	<b>62</b>	<b>56</b>	<b>0</b>	<b>0</b>	<b>1</b>	<b>315.0</b>	<b>305</b>	<b>139</b>	<b>118</b>	<b>27</b>	<b>9</b>	<b>85</b>	<b>2</b>	<b>303</b>	<b>23</b>	<b>2</b>

### CAREER TRANSACTIONS

**2016** — Selected by the Houston Astros organization in the 17th round of the First-Year Player Draft, did not sign. **2017** — Selected by the Oakland Athletics organization in the 8th round of the First-Year Player Draft.

**RIGHT-HANDED PITCHER****Height/Weight:** 6-0 / 182**Bats/Throws:** Left / Right**Birthdate:** August 2, 1995**Opening Day Age:** 24**Birthplace/Resides:** Merced, California / Atwater, California**Major League Service:** None**Obtained:** Selected in Competitive Balance Round A of the 2016 First-Year Player Draft.**Contract Status:** First year of a one-year contract through 2020**CAREER HIGHLIGHTS**

Was a Competitive Balance Round A selection of the A's in the 2016 First-Year Player Draft (37th selection overall) but pitched in just eight games over his first three seasons due to April 26, 2017 "Tommy John" surgery...made 26 appearances in 2019 and is now 2-2 with a 3.17 ERA in 34 career appearances, including 22 starts...in 99.1 innings, he has struck out 121 (10.96 per nine innings) and walked just 12 (1.09 per nine innings)...was rated as the A's number four prospect by *Baseball America* following the 2019 season.

**2019 HIGHLIGHTS**

Combined for a 2-2 record and a 3.42 ERA in 26 games, including 15 starts, with Single-A Stockton and Double-A Midland in his first full season following 2017 "Tommy John" surgery...struck out 93 batters in 79.0 innings, an average of 10.59 per nine innings...walked just 11 (1.25 per nine innings) for a strikeout-to-walk ratio of 10.3...was named the A's Organizational Pitcher of the Year...saw limited duty when he pitched, as he tossed exactly 3.0 innings in 24 of his 26 appearances...logged 3.1 innings and 3.2 innings in his other two outings...averaged 45.2 pitches per game...began the year with the Ports and was 1-0 with a 2.40 ERA in five games, three starts, when he was promoted to the RockHounds April 29...went 1-2 with a 3.66 ERA in 21 games, 12 starts, in his Double-A debut...combined with both clubs for a .242 opponents batting average, including .213 (31-for-145) against left-handed hitters compared to .268 (42-for-157) against right-handers...surrendered five of his eight home runs and issued seven of his nine walks to lefties...issued just one walk to batters leading off an inning...compiled a 2.48 ERA in 19 games at night compared to a 6.00 ERA in seven day games...was 0-1 with a 2.36 ERA in his 15 starting assignments compared to 2-1 with a 4.86 ERA in 11 relief appearances...walked one batter or fewer in 25 of his 26 appearances...was rated as the A's number four prospect by *Baseball America* following the season.

**MINORS:** Was credited with the first win of his professional career on Opening Day when he tossed 3.0 scoreless innings of relief on April 4 against Rancho Cucamonga...pitched 3.0 scoreless innings in each of his final two appearances with Stockton on April 19 against Modesto and April 25 at Visalia...was promoted to Midland on April 29 and did not walk a batter in his first eight games (24.2 ip)...allowed five runs over his first three outings through May 12 (9.0 ip, 5.00 ERA)...then was tagged with the first loss of his career in a start on May 17 at Corpus Christi when he allowed one unearned run in 3.0 innings in the RockHounds 1-0 loss...that began a five-game stretch from May 17 to June 7 where he allowed just three runs, two earned, in 15.2 innings (1.15 ERA)...tossed a season-high 3.2 innings June 7 against Frisco...also struck out a career-high six batters, his first of four six-strikeout games in 2019...allowed season-highs in runs (5) and hits (6) June 13 at Springfield but then allowed one earned run in each of his next five appearances (3.00 ERA)...logged a season-high 66 pitches in 3.0 innings June 18 against Springfield...matched his season-highs by yielding five runs on six hits July 14 against Corpus Christi...then tossed 3.0 scoreless innings in back-to-back outings on July 19 at Tulsa and July 25 against Arkansas to begin a season-ending stretch where he posted a 2.50 ERA over his final six appearances...walked two batters July 25 against Arkansas, his first career outing with more than one walk...allowed two runs in 3.0 innings of relief Aug. 15 at Amarillo for his second win...went on the injured list the next day with a right pectoral muscle strain and missed the remainder of the season.

## CAREER

**2018**—Began his comeback from April 26, 2017 UCL reconstruction surgery on June 19 with the A's affiliate in the Arizona Rookie League...tossed 2.0 scoreless innings against the Giants-Black squad that day, allowing one hit and striking out five...returned to the disabled list July 1 to continue his rehab and missed the remainder of the season.

**2017**—Was limited to just two starts at Single-A Stockton before undergoing "Tommy John" surgery...tossed a career-high 4.0 scoreless innings in his first start on April 9 against Rancho Cucamonga...then allowed a career-high six runs in 3.0 innings April 13 at San Jose...was 0-0 with a 2.57 ERA in two starts when he was placed on the disabled list April 15 with a strained right forearm...underwent UCL reconstruction surgery on April 26 at the BASS surgical center in Walnut Creek...the surgery was performed by Dr. William Workman.

**2016**—Made his professional debut with the A's affiliate in the Arizona Rookie League and had no decisions and a 2.38 ERA in five starts...struck out 17, walked just two and did not surrender a home run in 11.1 innings...allowed a .262 opponents batting average, including .167 against left-handed hitters compared to .333 against right-handers...opponents hit .182 with runners in scoring position...tossed 3.0 innings or fewer in each of his five starts...made his debut Aug. 8 against the Cubs (2.0 ip, 4 h, 1 r, 1 er, 3 so), did not allow a run in his next three starts (6.2 ip) and allowed two runs in 2.2 innings in his final start Aug. 29 at the Cubs when he struck out a season-high five.

## PERSONAL/MISCELLANEOUS

Daulton Compton Jefferies was originally signed by A's scout Jermaine Clark...graduated from Buhach Colony (Atwater, CA) HS in 2013...attended the University of California where he finished 15-13 with a 2.72 ERA in 37 games, 36 starts, in three seasons with the Bears...went 7-0 with a 1.08 ERA as a junior in 2016 but made just eight starts due to calf and shoulder injuries...was First Team All-Pac 12 as a sophomore.

### LIFETIME PITCHING RECORD

Year	Club	W	L	ERA	G	GS	CG	SHO	SV	IP	H	R	ER	HR	HB	BB	IBB	SO	WP	BK
2016	AZL A's	0	0	2.38	5	5	0	0	0	11.1	11	3	3	0	0	2	0	17	0	0
2017	Stockton	0	0	2.57	2	1	0	0	0	7.0	7	6	2	0	0	1	0	6	0	0
2018	AZL A's	0	0	0.00	1	1	0	0	0	2.0	1	0	0	0	0	0	0	5	0	0
2019	Stockton	1	0	2.40	5	3	0	0	0	15.0	10	4	4	1	0	2	0	21	0	0
	Midland	1	2	3.66	21	12	0	0	0	64.0	63	30	26	7	5	7	0	72	7	0
<b>Minor League Totals</b>		<b>2</b>	<b>2</b>	<b>3.17</b>	<b>34</b>	<b>22</b>	<b>0</b>	<b>0</b>	<b>0</b>	<b>99.1</b>	<b>92</b>	<b>43</b>	<b>35</b>	<b>8</b>	<b>5</b>	<b>12</b>	<b>0</b>	<b>121</b>	<b>7</b>	<b>0</b>

### CAREER TRANSACTIONS

**2013** — Selected by the Miami Marlins organization in the 39th round of the First-Year Player Draft, did not sign. **2016** — Selected by the Oakland Athletics organization in Competitive Balance Round A (37th selection overall) of the First-Year Player Draft.

**RIGHT-HANDED PITCHER****Height/Weight:** 6-3 / 225**Birthdate:** March 2, 1994**Birthplace/Resides:** Laguna Hills, California / Tustin, California**Major League Service:** None**Obtained:** Acquired from the New York Yankees with Dustin Fowler and Jorge Mateo for Sonny Gray and \$1.5 million international bonus slot cash, July 31, 2017**Contract Status:** First year of a one-year contract through 2020**CAREER HIGHLIGHTS**

Was the New York Yankees first round draft pick in 2015 but pitched in just eight games over his first four years as a professional...missed most of 2016 with an elbow injury and then missed the entire 2017 and 2018 seasons following April 18, 2017 "Tommy John" surgery...was traded to the A's at the 2017 trading deadline in the Sonny Gray deal and pitched for the first time in the A's farm system with 19 games in 2019...is 6-5 with a 2.96 ERA in 27 games, including 22 starts, in his career...has 111 strikeouts in 97.1 innings (10.26 per nine innings)...pitched for Scottsdale in the Arizona Fall League in 2016...was rated by *Baseball America* as the Yankees No. 4 prospect following the 2015 season and No. 5 following 2016...was the A's No. 8 prospect after the 2017 season.

**2019 HIGHLIGHTS**

After pitching in just eight games in his first four years as a professional, he completed his comeback from elbow problems that eventually led to 2017 "Tommy John" surgery by going 4-3 with a 3.18 ERA in 19 games, including 16 starts, with Single-A Stockton, Double-A Midland and Triple-A Las Vegas...struck out 75 batters in 68.0 innings, an average of 9.92 per nine innings...walked just 16 (2.12 per nine innings) for a strikeout-to-walk ratio of 4.69...allowed a .231 opponents batting average, which broke down to .196 (21-for-107) against left-handed hitters compared to .257 (38-for-148) against right-handers...seven of the eight home runs he allowed were solo shots...yielded a .226 average with runners in scoring position...walked just three batters to lead off an inning...tossed five innings or fewer in each of his 19 games.

**MINORS:** Began the season on the injured list with a strained right shoulder and was reinstated May 19...was assigned to Stockton and went 2-2 with a 4.46 ERA in 11 games, including 10 starts, with the Ports...walked one batter or fewer in each appearance...started and won in his A's organization debut on May 19, a 3-2 win over Inland Empire (5.0 ip, 4 h, 2 r, 2 er, 1 bb, 4 so)...the 5.0 innings pitched were a season high...it was his first outing in a regular season game since April 21, 2016 for Tampa against Dunedin and his first outing in any game since a March 16, 2017 Spring Training appearance with New York (AL)...then tossed 3.0 innings or fewer in each of his next seven starts...had a 5.73 ERA over his first three starts before tossing 3.0 scoreless and hitless innings in back-to-back starts on June 8 against San Jose and June 13 at Modesto...yielded a career-high tying four runs in a season-low 2.1 innings June 27 at San Jose...surrendered a career-high three home runs July 7 against Visalia...allowed a career-high tying six hits and struck out a season-high seven in 4.0 innings July 12 at Lancaster...his lone relief appearance with Stockton came in his next outing on July 18 against Lancaster when he struck out seven in 4.0 innings in a game started by a rehabbing Sean Manaea...was transferred to Midland July 23 and was 2-1 with a 1.63 ERA and .186 opponents batting average in seven games, including five starts, with the RockHounds...made his Double-A debut with a start on July 25 against Arkansas and was the losing pitcher in a 2-1 decision (3.0 ip, 5 h, 2 r, 2 er, 3 bb, 3 so)...the three walks were a career high...then allowed one run or fewer in each of his final seven games, going 2-0 with a 1.26 ERA and .184 opponents batting average...yielded one hit in three consecutive appearances from Aug. 10-22 and opponents were 3-for-41 (.073) over that span...did not allow a run in back-to-back starts on Aug. 22 against Northwest Arkansas (5.0 ip, 1 h, 1 bb, 6 so) and Aug. 27 at Northwest Arkansas (4.2 ip, 2 h, 2 bb, 5 so)...the 5.0 innings on the 22nd matched his season high and he logged a season-high 73 pitches on the 27th...was promoted to Las Vegas Aug. 31 and made one

regular season start on Sept. 1 against Tacoma, a no decision in an 8-1 Aviators win (4.0 ip, 6 h, 1 r, 1 er, 6 so)...matched his season high for hits and pitches (73)...started Game 5 of the Pacific Coast League Semifinals on Sept. 8 against Sacramento and was the losing pitcher in a 7-3 loss (0.2 ip, 5 h, 4 r, 4 er, 2 so, 3 hr).

## CAREER

**2018**—Missed the entire season for the second consecutive year as he continued his comeback from April 18, 2017 “Tommy John” surgery.

**2017**—Was a non-roster invitee with the Yankees and picked up the win in his only Spring Training appearance (2.0 ip, 1 bb, 3 so)...began the regular season on the Tampa disabled list with a strained right elbow...underwent UCL reconstruction surgery April 18 and missed the remainder of the season...was traded to the A’s organization with Dustin Fowler and Jorge Mateo for Sonny Gray and \$1.5 million international bonus slot cash on July 31...was ranked by *Baseball America* as the No. 8 prospect in the Athletics organization following the season.

**2016**—Made three starts with Single-A Tampa, going 2-1 with a 1.50 ERA...recorded a career-high nine strikeouts in both wins: April 11 vs. Bradenton (5.0 ip, 3 h, 1 er, 0 bb) and April 21 vs. Dunedin (6.0 ip, 4 h, 2 er, 1 bb)...was placed on the disabled list April 22 with an inflamed right elbow and did not pitch the rest of the year...pitched for Scottsdale in the Arizona Fall League following the season and posted a 2-3 record with a 4.33 ERA in seven starts...held AFL batters to a .218 batting average...was ranked by *Baseball America* as the No. 5 prospect in the Yankees organization and as having the organization’s “Best Curveball.”

**2015**—In his professional debut, combined with the GCL Yankees 2 and Short-Season Single-A Staten Island to go 0-1 with a 3.97 ERA in five games (three starts)...made two relief appearances for the GCL Yankees 2 (2.1 ip, 2 h, 4 r, 3 er, 2 bb, 2 so) before he was transferred to Staten Island on Aug. 19...went 0-1 with a 2.00 ERA in three starts for Staten Island...also made two postseason starts for the club, posting a 0.73 ERA (12.1 ip, 7 h, 1 er, 2 bb, 10 so)...was ranked by *Baseball America* as the No. 4 prospect in the Yankees organization following the season.

## PERSONAL/MISCELLANEOUS

James Douglas Kaprielian...graduated from Beckham HS (Calif.) in 2012 and was 33-3 with a 0.96 ERA and 250 strikeouts in three seasons...threw two no-hitters as a senior in 2012 en route to being selected to the USA Today and Louisville Slugger All-America First Teams...was also named the Pacific Coast League Athlete of the Year...attended UCLA where he was 17-10 with a 2.06 ERA in 66 games, including 31 starts, over three seasons (2013-15)...finished his career fifth all-time at UCLA in career ERA and sixth in career strikeouts (275)...led the Pac-12 in strikeouts and was an All-Pac-12 First Team selection as both a sophomore and junior (2014-15)...as a junior, earned Collegiate Baseball All-America Second Team and Perfect Game All-America Third Team honors...was a 2013 Louisville Slugger/Collegiate Baseball Freshman All-American.

### LIFETIME PITCHING RECORD

Year	Club	W	L	ERA	G	GS	CG	SHO	SV	IP	H	R	ER	HR	HB	BB	IBB	SO	WP	BK
2015	GCL Yankees 2	0	0	11.57	2	0	0	0	0	2.1	2	4	3	0	0	2	0	2	1	0
	Staten Island	0	1	2.00	3	3	0	0	0	9.0	8	2	2	0	0	2	0	12	0	0
2016	Tampa	2	1	1.50	3	3	0	0	0	18.0	8	6	3	1	0	3	0	22	1	0
2017																				
										(Injured — did not pitch)										
2018																				
										(Injured — did not pitch)										
2019	Stockton	2	2	4.46	11	10	0	0	0	36.1	35	19	18	6	4	8	0	43	0	0
	Midland	2	1	1.63	7	5	0	0	0	27.2	18	5	5	2	2	8	0	26	1	0
	Las Vegas	0	0	2.25	1	1	0	0	0	4.0	6	1	1	0	0	0	0	6	0	0
<b>Minor League Totals</b>		<b>6</b>	<b>5</b>	<b>2.96</b>	<b>27</b>	<b>22</b>	<b>0</b>	<b>0</b>	<b>0</b>	<b>97.1</b>	<b>77</b>	<b>37</b>	<b>32</b>	<b>9</b>	<b>6</b>	<b>23</b>	<b>0</b>	<b>111</b>	<b>3</b>	<b>0</b>

### CAREER TRANSACTIONS

**2012** — Selected by the Seattle Mariners organization in the 40th round of the First-Year Player Draft; did not sign. **2015** — Selected by the New York Yankees organization in the 1st round (16th selection overall) of the First-Year Player Draft. **2017** — Traded to the Oakland Athletics with outfielders Dustin Fowler and Jorge Mateo for pitcher Sonny Gray and \$1.5 million international bonus slot cash, July 31.

**INFIELDER/OUTFIELDER****Height/Weight:** 5-6 / 160**Bats/Throws:** Left / Right**Birthdate:** October 31, 1991**Opening Day Age:** 28**Birthplace/Resides:** Franklin, Tennessee / Franklin, Tennessee**Major League Service:** 2 years, 98 days**Obtained:** Acquired from the Chicago Cubs for Alfonso Rivas, January 13, 2020**Contract Status:** First year of a one-year contract through 2020**CAREER HIGHLIGHTS**

Was originally selected by Houston in the fifth round of the 2013 draft and spent the first six and one-half season of his career in the Astros organization before being dealt to the Cubs at the 2019 trading deadline...is a .233 career hitter with 15 home runs and 70 RBI in 283 games over four seasons in the majors...played primarily outfield over his first three seasons (138 games in the outfield, 12 at second base) but had 43 games at second base and 33 in the outfield in 2019... was named Fresno's Most Valuable Player and Defensive Player of the Year in 2017 after leading all Triple-A batters in hits (166)...was selected to the 2015 SiriusXM All-Star Futures Game...was a California League Postseason All-Star and a Rawlings Gold Glove Award recipient for being the best defensive second baseman in the minor leagues in 2014...led all of minor league baseball with 121 runs scored that year.

**2019 HIGHLIGHTS**

Began the season with Houston and was hitting .227 with seven home runs and 17 RBI in 66 games when he was designated for assignment July 26...was traded to Chicago (NL) July 31 and batted .183 with a home run and 12 RBI in 44 games with the Cubs...combined for a .212 average in a career-high 110 games overall...also had career highs in home runs (8), triples (4) and hit by pitches (6) and matched his best in extra base hits (21)...had a career high in strikeouts (47) and a career low in batting average...hit .237 (9-for-38) against left-handed pitching, .208 (43-for-207) with seven of his eight home runs against right-handers...has hit 14 of his 15 career home runs against righties...connected for six of his eight home runs at Minute Maid Park...had a .168 average in 55 games on the road...batted .275 with four home runs and 14 RBI in 36 day games, .188 with four home runs and 15 RBI in 74 games at night...has eight career home runs in 97 day games, seven in 186 contests at night...hit .283 in May but .228 or lower in every other month... had a .169 average when leading off an inning and is a .183 career hitter in that situation...made 30 starts at second base, nine in left field, nine in center field and three in right field...committed just one error in 43 games overall as a second baseman for a .992 fielding percentage...did not make an error in 33 games in the outfield and now has a 166-game errorless streak as an outfielder dating back to his last error on May 25, 2016 against Baltimore...was 9-for-31 (.290) with a triple, two home runs, seven RBI, five walks and two hit by pitches as a pinch hitter (.421 on-base percentage, .548 slugging percentage)...made 20 starts batting eighth, 18 in the nine spot, 12 hitting seventh and six batting leadoff.

**MAJORS:** Got off to a slow start, batting .143 over his first 13 games...then had a pinch hit walk-off home run in the bottom of the 10th inning in Houston's 4-3 win over Cleveland on April 27... it was his first career pinch homer and his first game-ending RBI...that started a 15-game stretch where he went 12-for-33 (.364) with two doubles, two triples and a home run from April 27 to May 22...went 3-for-5 with a triple and three runs scored May 12 against Texas...it was the first time he scored three runs in a game in his career and the three hits matched his career high (sixth time)...had his first of three career-high tying four-game hitting streaks from June 4-7 (5-for-16, .313)...went 0-for-3 on June 8 and then hit safely in his next four games from June 9-14 (5-for-14, .357)...then went 7-for-38 (.184) over his final 20 games with the Astros...hit his first career home run off a left-handed pitcher July 7 against Los Angeles-AL (José Suarez)...was designated for assignment July 26 and traded to the Chicago Cubs for catcher Martin Maldonado July 31...went 5-for-18 (.278) over his first eight games with the Cubs through Aug. 10...committed his only



error of the season Aug. 4 against Milwaukee, snapping a 38-game errorless streak as a second baseman dating back to Sept. 14, 2016...went 4-for-41 (.098) over a 23-game stretch from Aug. 11 to Sept. 12...had eight assists and five putouts Aug. 24 against Washington to become the first Cubs second baseman with that many assists and putouts in a game since Ryne Sandberg on July 24, 1992 at Houston (8 assists, 5 putouts)...connected for his second career pinch home run Sept. 21 against St. Louis...that began a career-high tying four-game hitting streak through Sept. 28...went 4-for-14 (.286) with two doubles, a home run and four RBI during the streak.

## CAREER

**2018**—Put together the most successful season of his Major League career and was a spark for the Astros offense all season...set career highs in at bats (255), hits (67), doubles (15), RBI (30), walks (32), steals (9), on-base percentage (.351) and OPS (.743)...posted a .455 on-base percentage in 11 pinch-hit plate appearances, going 2-for-8 with two doubles, two RBI and three walks...had most of his success when batting ninth in the order, as he hit .308 with an .846 OPS in 65 games...led all ML nine-hole hitters in batting average and on-base percentage...his .395 OBP from the nine-spot was the highest mark by a Major League player since Charles Johnson posted a .410 mark in 2000...posted a .336 on-base percentage in two-strike counts, the ninth-best mark in the American League...started 45 games in left field, 27 games in center field and two in right field...began his season at Triple A Fresno...was recalled to Houston on May 16 and remained with the club for the rest of the season...went 2-for-2 with a career-high five RBI on May 22 vs. San Francisco...became the fourth player in Astros history to record at least five RBI out of the nine-spot in the lineup, joining Jake Marisnick (July 31, 2017 vs. Tampa Bay), Hank Conger (twice in 2015) and Dave Giusti (1966)...drove in the tying run in the 11th inning off Blake Treinen on July 10 vs. Oakland, snapping Treinen's streak of 20 consecutive saves...helped push Houston to a 6-5 walkoff victory...went 3-for-4 with two doubles and two RBI on Aug. 9 vs. Seattle, tying his career-high for hits...became the first left-handed hitter over a two-season span to record three hits off James Paxton in a single game...became the fifth player in franchise history to record multiple doubles and multiple RBI from the ninth spot in the lineup, and the first since Wade Miller on Sept. 12, 2003 vs. St. Louis...hit a go-ahead pinch-hit double in the 7th inning on Sept. 7 at Boston...was on the Astros postseason rosters for both the ALDS and ALCS, batting .286 with one double, one homer, one RBI and a 1.045 OPS...as a starter in the playoffs, went 3-for-12 (.250) with a homer and a .471 on-base percentage...went 1-for-2 with a double as a pinch-hitter during the postseason...started Game 3 of the ALDS at Cleveland, his first-career postseason appearance...went 1-for-3 with two walks and two runs scored in a start at designated hitter...hit a pinch-hit double in the ninth inning of Game 1 of the ALCS at Boston...went 2-for-3 with two walks and a solo homer in Game 4 of the ALCS vs. Boston...prior to his recall to Houston, hit .335 with six doubles, five triples, 19 RBI, 13 steals and an .841 OPS in 38 games at Triple A Fresno...was leading the Pacific Coast League in steals while ranking second in hits (54) prior to his recall to Houston.

**2017**—Spent most of the season at Triple A Fresno, where he led all of Triple A baseball in hits (166) and was named Fresno's Most Valuable Player and Defensive Player of the Year....appeared in 17 games with Houston over two stints in the Majors, making eight starts in left field and two in center field...began the season at Triple-A Fresno and was recalled to Houston on April 26...optioned to Fresno on April 30...recalled to Houston on Sept. 2...set career highs for hits (3) on Sept. 27 at Texas in what was his first career start in center field...in 118 games with Triple-A Fresno, hit .329 with 23 doubles, nine triples, 10 homers, 62 RBI, 24 steals and a .375 on-base percentage...led Fresno with 54 multi-hit games...led the Triple-A level in hits and ranked fifth in batting average...his 166 hits and 95 runs both ranked third all-time in Fresno franchise history...posted a 24-game hitting streak from June 22-July 19, which was the longest in all of Triple-A baseball in 2017...posted nine triples, two shy of the Fresno franchise record.

**2016**—Appeared in 59 games and made 28 starts for the Astros in his debut season in the majors...made 24 starts in left field, three as the designated hitter and one at second base, while making appearances in center field and right field...hit .235 in 19 plate appearances as a pinch hitter...had two doubles, three RBI and one walk in the pinch...opened the season with Triple-A Fresno...played in 35 games to open the year before he was selected to the Major League roster on May 16...was optioned back to Fresno on June 24 for 35 more games...was recalled to the ML

roster on Aug. 7, where he remained through the end of the season...made his ML debut on May 17 at Chicago (AL) as a pinch runner...did not record an at bat, but scored a go-ahead run in the eighth inning...went 2-for-3 with a single, double and walk in his first ML start (left field) on May 18 at Chicago (AL)...recorded a double in his first at-bat...recorded an outfield assist...tripled on May 24 and June 3...became the fifth player in club history to record two triples within his first 13 career games in the Majors...also Hunter Pence (2007), Brian Hunter (1995), Rob Andrews (1975) and Jerry Grote (1964)...posted a career-high three hits after entering the game in the eighth inning on Aug. 7 vs. Texas as a pinch-hitter...became the third player in Astros history to record three hits after entering a game as a pinch-hitter, joining Milt Thompson (3-for-4 on June 30, 1995 vs. Pittsburgh) and Enos Cabell (3-for-3 on June 21, 1984 vs. San Diego)...was his first game back after being recalled from Triple-A...hit his first career ML homer on Sept. 25...in his first stint with Triple A Fresno (April 7-May 15), was hitting .298 with four stolen bases, seven extra-base hits and 21 walks for a .410 on-base percentage in 34 games...owned a .313 batting average in his second stint at Triple-A, which spanned from June 28-Aug. 5...tallied seven doubles, a homer, 14 RBI, six stolen bases and a .369 on-base percentage in 35 games over that span.

**2015**—Split the season between Triple-A Fresno (71 games) and Double-A Corpus Christi (50 games), batting .308 with 78 runs, 19 doubles, four triples, three homers, 48 RBI, 35 steals and a .388 on-base percentage in 121 combined games between the two levels...was named to the SiriusXM All-Star Futures Game and was also named a Double-A Texas League Midseason All-Star...played 92 games at second base (88 starts), 27 in center field (24 starts) and five in left field (all starts) between Corpus Christi and Fresno...began the season at Corpus Christi where he hit .358 with 10 doubles, 15 steals and an .876 OPS in 50 games...was tabbed the Corpus Christi May Player of the Month after hitting .326 with 11 steals and a .417 OBP in 23 May games...hit lefties (.353) and righties (.358) equally well while with the Hooks...moved up to Triple-A Fresno on June 11 and remained with the club through the end of the season...hit .273 with 20 steals and a .334 on-base percentage in 71 games with the Grizzlies...prior to the season, was rated by *Baseball America* as the Astros No. 18 prospect.

**2014**—Was named a Single-A Advanced California League Midseason and Postseason All-Star...played 72 games with Lancaster and 59 with Corpus Christi, batting .316 with 30 doubles, eight triples, eight homers, 58 RBI, 41 steals and an .859 OPS...led all of minor league baseball with 121 runs scored...finished tied for fifth in the minors in hits (167) and 12th in on-base percentage (.411)...was a Rawlings Gold Glove Award recipient for being the best defensive second baseman in the minor leagues...made just seven errors in 524 chances between Double-A Corpus Christi and Single-A Advanced Lancaster for a .987 fielding percentage...led all Texas League second basemen in fielding (.996), while ranking third among CL second basemen (.980)...started the season at Lancaster before moving up to Corpus Christi on June 25...named the Lancaster April Player of the Month...was named the No. 15 prospect in the TL by *Baseball America*...also rated by the publication as having the “Best Strike Zone Discipline” in the California League...was named the CL Player of the Week for the week of April 26-May 1...named the TL Player of the Week for the week of June 30-July 6...also named an MiLB.com Organization All-Star.

**2013**—Kicked off his professional career with a 75-game campaign between Single-A Short Season Tri-City (48 games) and Single-A Quad Cities (27 games)...hit .282 with 17 steals between the two levels...was named Tri-City’s July Player of the Month.

## PERSONAL/MISCELLANEOUS

Anthony Allen Kemp was originally signed by Astros scout Nick Venuto...is married, Michelle...was a four-year letter winner in both baseball and football at Centennial HS in Franklin, Tenn. before graduating in 2010...attended Vanderbilt University...was named the SEC Freshman of the Year in 2011 and was a First Team All-SEC selection after batting .329 with a .434 on-base percentage...was named the SEC Player of the Year during his junior season in 2013 after batting .398 with a .976 OPS...ranked second in the country in hits (102) and eighth in batting average.

## LIFETIME PLAYING RECORD

Year	Club	AVG	G	AB	R	H	2B	3B	HR	RBI	SH	SF	HP	BB	SO	SB	CS	OBP	SLG	E
2013	Tri-City	.282	48	177	25	50	7	2	1	13	1	4	1	21	29	17	9	.355	.362	3
	Quad Cities	.255	27	98	21	25	1	1	1	9	1	0	2	19	18	4	2	.387	.316	5
2014	Lancaster	.336	72	295	79	99	19	4	4	37	5	3	8	45	35	28	7	.433	.468	6
	Corpus Christi	.292	59	233	42	68	11	4	4	21	5	2	7	28	32	13	6	.381	.425	1
2015	Corpus Christi	.358	50	193	36	69	10	1	0	19	0	1	1	35	28	15	8	.457	.420	3
	Fresno	.273	71	271	42	74	9	3	3	29	12	2	5	21	37	20	6	.334	.362	0
2016	Fresno	.306	69	255	36	78	9	4	2	24	8	2	2	34	34	10	8	.389	.396	2
	HOUSTON	.217	59	120	15	26	4	3	1	7	1	1	0	14	27	2	1	.296	.325	2
2017	Fresno	.329	118	504	95	166	23	9	10	62	8	2	3	35	43	24	7	.375	.470	10
	HOUSTON	.216	17	37	6	8	1	0	0	4	0	0	1	1	5	1	0	.256	.243	0
2018	Fresno	.335	38	161	33	54	6	5	0	19	1	1	1	19	15	13	2	.407	.435	1
	HOUSTON	.263	97	255	37	67	15	0	6	30	3	1	3	32	44	9	3	.351	.392	0
2019	HOUSTON	.227	66	163	23	37	6	2	7	17	1	2	4	16	29	4	3	.308	.417	0
	CHICAGO (NL)	.183	44	82	8	15	3	2	1	12	0	2	2	7	18	0	1	.258	.305	1
Major League Totals		.233	283	657	89	153	29	7	15	70	5	6	10	70	123	16	8	.314	.367	4
Minor League Totals		.312	552	2187	409	683	95	33	25	233	41	17	30	257	271	144	55	.389	.420	30

## CAREER TRANSACTIONS

**2013** — Selected by the Houston Astros organization in the 5th round of the First-Year Player Draft. **2019** — Traded to the Chicago Cubs for catcher Martin Maldonado, July 31. **2020** — Traded to the Oakland Athletics for minor league infielder Alfonso Rivas, January 13.

## DIVISION SERIES RECORD

Year	Club/Opp.	AVG.	G	AB	R	H	2B	3B	HR	RBI	SH	SF	HP	BB	SO	SB	CS	OBP	SLG	E
2018	HOU vs. CLE	.333	1	3	2	1	0	0	0	0	0	0	0	2	1	0	0	.600	.333	0

## CHAMPIONSHIP SERIES RECORD

Year	Club/Opp.	AVG.	G	AB	R	H	2B	3B	HR	RBI	SH	SF	HP	BB	SO	SB	CS	OBP	SLG	E
2018	HOU vs. BOS	.273	5	11	1	3	1	0	1	1	0	0	0	3	2	0	0	.429	.636	0

## KEMP'S CAREER BESTS

**Hits:** 3 (six times), last: May 12, 2019 vs. Texas

**Home Runs:** 1 (15 times), September 21, 2019 vs. St. Louis

**Runs Batted In:** 5, May 22, 2018 vs. San Francisco

**Stolen Bases:** 2, July 8, 2018 vs. Chicago (AL)

**Hitting Streak:** 4 (five times), last: September 21 to 28, 2019

**Hitless Streak (At Bats):** 19, September 18 to 29, 2018

**Game Ending RBI:** 1, April 27, 2019 vs. Cleveland (home run)

**Grand Slams:** None

**Pinch-Hit Home Runs:** 2, September 21, 2019 vs. St. Louis (Giovanny Gallegos); April 27, 2019 vs. Cleveland (Adam Cimber)

**Inside-The-Park Home Runs:** None

**Lead Off Home Runs:** None

**INFIELDER****Height/Weight:** 6-3 / 215**Bats/Throws:** Left / Right**Birthdate:** October 9, 1990**Opening Day Age:** 29**Birthplace/Resides:** Seattle, Washington / Arcadia, Arizona**Major League Service:** 5 years, 53 days**Obtained:** Signed as a free agent, September 14, 2020**Contract Status:** First year of a one-year contract through 2020**CAREER HIGHLIGHTS**

Is a .242 career hitter with 81 home runs and 302 RBI in 578 games in six seasons with Arizona...76 of his home runs and 274 of his RBI came as a third baseman, which is third most in Diamondbacks history by a third baseman...appeared in 503 games at third base and 32 at first base...hit .208 with 12 home runs and 61 RBI in 134 games over the previous two seasons, which were interrupted by three stints on the disabled list...had Aug. 15, 2018 rotator cuff surgery...batted .248 with 59 home runs and 196 RBI in 300 games in 2016 and 2017...was named to his first National League All-Star team in 2017...was the Diamondbacks organizational Player of the Year in 2014...played for Salt River in the Arizona Fall League in 2013.

**2019 HIGHLIGHTS**

Was limited to just 78 games in an injury-shortened campaign, hitting .193 with eight doubles, six home runs, 30 RBI and 32 walks...was on the 10-day injured list from April 5 (retro to April 4) to June 26 with a strained left quadriceps...started 34 games at third base and 19 at first base...totaled three home runs in 28 plate appearances off left-handed pitchers after none in 54 plate appearances in 2018...five of his six home runs came as a third baseman.

**CAREER**

**2018**—Appeared in 56 games in an injury-shortened campaign and hit .222 with a .307 on-base percentage and .348 slugging percentage...had eight doubles, six homers, 31 RBI and 26 walks...was on the 10-day disabled list with a sprained left AC joint from April 3 to May 18 and was placed on the disabled list on July 27 with a left shoulder contusion...had season-ending surgery on Aug. 15 to repair fraying of the left rotator cuff (performed by Dr. Neal ElAttrache)...set a franchise Opening Day record with four RBI on March 29 vs. Colorado...his 9 career RBI on Opening Day are also a club record.

**2017**—Set career highs in hits (133), homers (30), RBI (105), walks (87) and runs (89)...hit .248 with a .357 on-base percentage, .487 slugging percentage and 30 doubles in 149 games with the D-backs...was selected to his first National League All-Star Team and became the second third baseman in Arizona history to play in the Midsummer Classic (Matt Williams, 1999)...became the eighth D-back (14th time) to reach 100 RBI...he and Paul Goldschmidt (120) were the second set of D-backs teammates to reach the 100-RBI mark (Jay Bell, Steve Finley, Luis Gonzalez and Williams in 1999)...was one of two Major League third basemen with 85+ walks and 85+ runs (also: Kris Bryant; 91 walks, 108 runs)...ranked sixth in the NL in walks and seventh in RBI...was named National League Player of the Week for the week of May 15-21, 2017...batted .462 (6-for-13) in four postseason games, including a 4-for-5 performance in the NL Wild Card Game against Colorado.

**2016**—Set career highs in doubles (31), triples (9) and games (151)...ranked fourth in the National League in triples and tied for ninth in extra base hits (69)...among NL third basemen, he tied for second in homers (26), ranked third in slugging percentage (.490), tied for third in RBI (87) and fourth in OPS (.821)...was the only player since 1965 with his combination of numbers (30+ doubles, 8+ triples, 26+ home runs) while playing third base...was the first since Dick Allen and Ron Santo in 1964...53.1 percent of his hits went for extra-bases (69-of-130), the second-

highest rate in baseball behind Chris Carter (56.6), and the highest percentage in team history... was one of five players since 1933 to post his combination of numbers (19+ doubles, 7+ triples, 20+ home runs and 60+ RBI) before the All-Star Break, joining: Vladimir Guerrero (2000), Dave Winfield (1979), Duke Snider (1954) and Hank Greenberg (1935)...his .612 slugging percentage in the first half was the best in the NL and second best in team history, trailing only Luis Gonzalez's .745 in 2001...also ranked among D-backs first-half leaders in triples (t-1st, 7) and home runs (2nd, 20)...recorded nine assists at third base on June 5 at Chicago (NL), matching the club record (also: Eric Chavez on Sept. 2, 2013 and Robby Hammock on June 23, 2003)...hit seven go-ahead or game-tying homers in June, matching the franchise record for most such homers in a single month (also: Matt Williams, May 1999)...his June homer total was tied for the second most by a D-backs third baseman in a single month (also: Troy Glaus, Aug. 2005), behind Mark Reynolds' 11 in Aug. 2009)...logged an extra-base hit in eight straight games from June 28-July 6, which tied for the second-longest streak in team history behind Justin Upton (10, July 20-30, 2011)...was named NL Player of the Week for July 15-17 after hitting .583 (7-for-12) with two doubles, one triple, one home and four RBI.

**2015**—Played in his first full Major League season with Arizona and hit .263 with 15 doubles, five triples, six home runs and 34 RBI in 107 games...ranked among the National League rookie leaders in triples (t-5th), multi-hit games (t-5th, 29) and walks (T-5th, 36)...posted a .973 fielding percentage in 95 games (87 starts) at third base, which would have ranked second in the NL if he qualified...also appeared in eight games (two starts) at first...made his first Opening Day roster and delivered a three-run, pinch hit double in the opener against San Francisco...his seven RBI in the team's first two games were a D-backs record...was the first rookie with seven RBI in a team's first two games since Detroit's Johnny Groth in 1949 (also 7)...was on the 15-day disabled list from April 19-June 5 with a stress reaction in left foot...played in three rehab games with Triple-A Reno.

**2014**—Was named the Diamondbacks organizational Player of the Year after hitting .327 with 39 doubles, 15 homers and 84 RBI in 108 games with Double-A Mobile and Triple-A Reno...garned Second-Team Minor League All-Star accolades from *Baseball America*...batted .230 with four doubles, four home runs and 11 RBI in 37 games with Arizona...committed one error in 34 games at third base for a .987 fielding percentage...had hi contract selected from Reno on Aug. 7...made his Major League debut that night against Kansas City and collected his first hit and RBI (single off Jeremy Guthrie)...was the ninth D-back to record a hit and an RBI in his Major League debut...hit his first homer on Aug. 23 against San Diego off Andrew Cashner and his first grand slam on Aug. 29 against Colorado off Adam Ottavino...ranked among the Minor League leaders in extra-base hits (3rd, 59), OPS (9th, .973), RBI (11th) and total bases (17th, 222) at the time of his promotion...named the Southern League's Most Outstanding Player after leading the league with a .318 average...started at third base for SL South Division All-Star Team...earned SL Hitter of the Week honors for June 9-15...entered the season rated as the club's No. 9 Prospect by MLB.com, the No. 10 Prospect by *Baseball America*, and possessing the Best Strike Zone Discipline.

**2013**—Spent most of the season with Single-A Visalia and hit .303 with 13 homers and 47 RBI in 64 games...was a California League Midseason All-Star Team selection...earned CL Player of the Week honors for April 29-May 6...played with Salt River in the Arizona Fall League and batted .299 with six doubles, one home run and seven RBI...named to the AFL Top Prospect Team

**2012**—Made his professional debut with Short-Season A Missoula and batted .329 with 22 doubles, nine home runs and 57 RBI in 67 games...ranked among the Pioneer League leaders in hits (t-2nd), doubles (3rd), RBI (t-4th), slugging percentage (5th, .539), OPS (7th, .930), homers (t-7th) and average (t-8th)...named PL Player of the Week for Aug. 27-Sept. 3.

## PERSONAL/MISCELLANEOUS

Jacob Ryan Lamb was originally signed by Arizona scout Don Reynolds...is a 2009 graduate of Bishop Blanchet High School in Seattle...named Metro League MVP as a senior and earned First-Team All-State and ESPN Rise All-Area First-Team accolades...attended the University of Washington...earned honorable mention All-Pac 12 in 2010-12 and Freshman All-American honors by Collegiate Baseball in 2010.

## LIFETIME PLAYING RECORD

Year	Club	AVG	G	AB	R	H	2B	3B	HR	RBI	SH	SF	HP	BB	SO	SB	CS	OBP	SLG	E
2012	Missoula	.329	67	280	47	92	22	5	9	57	0	4	7	24	51	8	2	.390	.539	7
2013	Visalia	.303	64	231	44	70	20	0	13	47	0	2	2	48	70	0	0	.424	.558	12
	AZL D-backs	.294	5	17	4	5	2	0	0	5	0	1	1	2	5	0	0	.381	.412	2
2014	Mobile	.318	103	374	60	119	35	5	14	79	0	9	6	50	99	0	0	.399	.551	11
	Reno	.500	5	18	3	9	4	0	1	5	0	0	0	3	4	2	0	.571	.889	0
	ARIZONA	.230	37	126	15	29	4	1	4	11	0	1	0	6	37	1	1	.263	.373	1
2015	ARIZONA	.263	107	350	38	92	15	5	6	34	0	3	1	36	97	3	2	.331	.386	7
	Reno	.364	3	11	0	4	1	0	0	2	0	0	0	4	1	0	0	.533	.455	1
2016	ARIZONA	.249	151	523	81	130	31	9	29	91	0	4	3	64	154	6	1	.332	.509	20
2017	ARIZONA	.248	149	536	89	133	30	4	30	105	0	5	7	87	152	6	4	.357	.487	14
2018	ARIZONA	.222	56	207	34	46	8	0	6	31	0	4	1	26	65	1	2	.307	.348	3
	Visalia	.182	3	11	2	2	2	0	0	0	0	0	0	3	0	0	0	.182	.364	0
2019	ARIZONA	.193	78	187	26	36	8	2	6	30	0	2	5	32	55	1	0	.323	.353	2
	Reno	.179	12	39	5	7	2	0	1	7	0	0	0	7	12	0	0	.304	.308	0
<b>Major League Totals</b>		<b>.242</b>	<b>578</b>	<b>1929</b>	<b>283</b>	<b>466</b>	<b>96</b>	<b>21</b>	<b>81</b>	<b>302</b>	<b>0</b>	<b>19</b>	<b>17</b>	<b>251</b>	<b>560</b>	<b>18</b>	<b>10</b>	<b>.331</b>	<b>.439</b>	<b>47</b>

## CAREER TRANSACTIONS

**2009** — Selected by the Pittsburgh Pirates organization in the 38th round of the First-Year Player Draft, did not sign. **2011** — Selected by the Arizona Diamondbacks organization in the 6th round of the First-Year Player Draft. **2015** — On the disabled list, April 19 to June 5; included rehabilitation assignment to Reno, June 3 to 5. **2018** — On the disabled list, April 3 to May 17; included rehabilitation assignment to Visalia, May 13 to 17. On the disabled list, July 27 to October 29. **2019** — On the disabled list, April 4 to June 25; included rehabilitation assignment to Reno, June 8 to 25. **2020** — Released, September 14; signed by the Oakland Athletics, September 14.

## WILD CARD RECORD

Year	Club/Opp.	AVG.	G	AB	R	H	2B	3B	HR	RBI	SH	SF	HP	BB	SO	SB	CS	OBP	SLG	E
2017	ARI vs. COL	.800	1	5	3	4	0	0	0	0	0	0	0	0	0	0	0	.800	.800	0

## DIVISION SERIES RECORD

Year	Club/Opp.	AVG.	G	AB	R	H	2B	3B	HR	RBI	SH	SF	HP	BB	SO	SB	CS	OBP	SLG	E
2017	ARI vs. LAD	.250	3	8	1	2	0	0	0	0	0	0	0	0	2	0	0	.250	.250	0

## ALL-STAR GAME RECORD

Year	Club/Site	AVG.	G	AB	R	H	2B	3B	HR	RBI	SH	SF	HP	BB	SO	SB	CS	OBP	SLG	E
2017	NL/Mia.	—	1	0	0	0	0	0	0	0	0	0	0	1	0	0	0	1.000	—	0

## LAMB'S CAREER BESTS

**Hits:** 3 (15 times), last: August 13, 2017 vs. Chicago (NL)

**Home Runs:** 2 (four times); August 8, 2017 vs. Los Angeles (NL); July 20, 2017 at Cincinnati; July 6, 2017 at Los Angeles (NL); May 19, 2017 at San Diego

**Runs Batted In:** 6, July 20, 2017 at Cincinnati; 5 (twice), last: August 8, 2017 vs. Los Angeles (NL)

**Stolen Bases:** 1 (18 times), last: September 8, 2019 at Cincinnati

**Hitting Streak:** 10 (twice), last: April 4 to 15, 2017

**Hitless Streak (At Bats):** 23, July 17 to 29, 2016

**Game Ending RBI:** None

**Grand Slams:** 2, August 8, 2017 vs. Los Angeles-NL (Tony Watson); August 29, 2014 vs. Colorado (Adam Ottavino)

**Pinch-Hit Home Runs:** 4, September 27, 2019 vs. San Diego (Luis Perdomo); September 9, 2016 vs. San Francisco (Santiago Casilla); August 31, 2016 at San Francisco (Santiago Casilla), May 27, 2016 vs. San Diego (Luis Perdomo)

**Inside-The-Park Home Runs:** None

**Lead Off Home Runs:** None

**INFIELDER****Height/Weight:** 5-11 / 180**Bats/Throws:** Left / Right**Birthdate:** January 31, 1989**Opening Day Age:** 31**Birthplace/Resides:** Westwood, New Jersey / Closter, New Jersey**Major League Service:** 5 years, 57 days**Obtained:** Acquired from the Los Angeles Angels for Franklin Barreto, August 28, 2020**Contract Status:** First year of a one-year contract through 2020**CAREER HIGHLIGHTS**

Is a .272 career hitter with 26 home runs and 138 RBI in 476 games over six seasons in the majors with Atlanta (2014), Chicago-NL (2015-18) and Los Angeles-AL (2019)...was named to the American League All-Star team in 2019 in his first season with the Angels...led National League rookies with 36 walks and a .328 on-base percentage in 93 games with Atlanta in 2014...has a .278 (45-for-162) career average as a pinch hitter, which ranks second among active Major Leaguers (min. 150 ab)...set a Chicago (NL) record with 24 pinch hits in 2018...left the Cubs following the 2018 season ranked fourth in franchise history in pinch hits (44)...appeared in four straight postseason with the Cubs from 2015-18...has appeared in 12 career games and is hitless in 13 at-bats...was a member of the 2016 World Championship team but was not on the World Series roster...played in the Arizona Fall League in 2013.

**2019 HIGHLIGHTS**

In his first year with Angels and his sixth in the big leagues, he set career highs in hits (86), average (.295), runs (49), home runs (16), RBI (44) and slugging (.486)...tabbed as an All-Star for the first time in career...was the first Angels second baseman to be selected to an All-Star Game since Howie Kendrick in 2011...hit .300 with 16 home runs and 44 RBI in the first half...became the 11th Angel infielder with 15 home runs prior to the All-Star break: Doug DeCinces, Darin Erstad, Jim Fregosi, Troy Glaus, Bobby Grich, Jack Howell, Wally Joyner, Don Mincher, Albert Pujols and Mo Vaughn...became the sixth Angels second baseman with a 15-home run campaign, joining Bobby Grich, Howie Kendrick, Rex Hudler, Bobby Knoop and Billy Moran...tallied his first career inside-the-park home run of career June 25 against Cincinnati and it led off the game...it was the first inside-the-parker by a Halo since Peter Bourjos in 2011 and the fourth in leadoff fashion in franchise history...fouled a ball off shin July 2 and missed the next 72 games with a fractured tibia...was reinstated from the IL Sept. 27.

**CAREER**

**2018**—In his fifth big league season and his fourth with the Cubs, set career highs in games (123) and on-base percentage (.340)...hit .312 with a home run, 11 RBI and a .398 on-base percentage as a pinch-hitter...led the majors with 24 pinch-hits while his 11 pinch-hit RBI were tied with Justin Bour and Daniel Palka for most...set the Cubs franchise record for pinch-hits in a single season, surpassing the previous marks of Thad Bosley (20 in 1985) and Dave Clark (20 in 1997)...is one of eight players since the start of 2000 to tally 20 hits and 10+ RBI as a pinch-hitter in a single season...appeared in 26 games at third base, 15 at second base two at DH and one as a pitcher...made first career pitching appearance July 20 vs. St. Louis, allowing three hits and one run in 1.1 innings...pinch-hit in the seventh inning of the 2018 NL Wild Card Game vs. the Rockies and reached on catcher's interference...it marked his only appearance of the game...Rockies won the contest 2-1.

**2017**—Spent time with Triple-A Iowa and the Cubs, appearing in 73 games at the big league level and 33 minor league games...connected for five home runs in the majors and registered a .288 average...posted a .488 on-base percentage as a pinch-hitter across four stints with the Cubs, reaching base in 21-of-44 pinch-hit plate appearances...overall hit .290 with four doubles, seven RBI and 10 walks as a pinch-hitter...played in 21 games at second base, 18 games at third and one at first...appeared in both the NLDS vs. Washington and NLCS vs. Los Angeles...played in

two games during the Division Series...drew a walk as a pinch-hitter in Game 3 and reached on catcher's interference in Game 5...the Cubs won the series 3-2...went 0-for-2 in two games during the NLCS...Dodgers won the series 4-1.

**2016**—In his third big league season and his second with Cubs, appeared in 74 games...hit .299 as a position player, compared to a .161 mark in pinch-hit duties...posted a .364 average with three doubles and a homer batting leadoff...was on the disabled list from June 8 to July 5 with a strained right hamstring...appeared in one game during the NLDS for the Cubs (0-for-1) but was not on the NLCS or World Series rosters.

**2015**—Was limited to 33 games with the Cubs due to right rib cage inflammation...was on the disabled list from April 9-Aug. 10...was the Cubs' Opening Day second baseman...hit .333 from Sept. 2 through season's end, good for second on the Club (min. 40 at-bats)...played 14 games (11 starts) at second base and 12 games (six starts) at third base...made postseason debut...started the NL Wild Card Game at third base going 0-for-2...the Cubs defeated Pittsburgh to advance to the NLDS...Pinch-hit (0-for-1) in the Cubs clinching game (Game 4) over the Cardinals to advance to the NLCS...appeared in four games of the NLCS vs. the Mets, going 0-for-7...the Mets won the series 4-0.

**2014**—Began the season with Triple-A Gwinnett before making Major League debut with the Braves May 28th at Boston...went 2-for-4 and collected his first big league hit off John Lackey...went on to appear in 93 games for Atlanta and hit .251 with 22 runs, 16 doubles, one triple, one homer and 31 RBI in 93 games for Atlanta...led National League rookies with 36 walks and a .328 on-base percentage (min. 300 plate appearances)...ranked fourth in batting and eighth in hits (81)...connected for first career home run Aug. 8, 2014 off Washington's Stephen Strasburg...registered a .984 fielding percentage in 88 games at second base

**2013**—Was a Topps Double-A All-Star and a MiLB.com Organizational All-Star...participated in Arizona Fall League and was named to the AFL All-Prospect Team

**2012**—Named to the Carolina League Mid-Season All-Star Team...earned Carolina League Player of the Week...was a MiLB.com Organizational All-Star.

**2011**—Named South Atlantic League Player of the Week...was a MiLB.com Organizational All-Star.

## **PERSONAL/MISCELLANEOUS**

Thomas F. La Stella...was originally signed by Braves scout Billy Best...began his collegiate career at St. John's University...transferred to Coastal Carolina University...nearly won the Big South Conference triple crown in 2011...was a first team All-New Jersey baseball player at St. Joseph Regional High School (Montvale, NJ).



**LIFETIME PLAYING RECORD**

Year	Club	AVG	G	AB	R	H	2B	3B	HR	RBI	SH	SF	HP	BB	SO	SB	CS	OBP	SLG	E
2011	Rome	.328	63	232	46	76	13	5	9	40	3	4	5	26	28	2	2	.401	.543	11
2012	Lynchburg	.302	85	298	43	90	22	5	5	56	3	10	11	36	24	13	2	.386	.460	8
	GCL Braves	.231	5	13	4	3	0	1	1	3	0	0	1	4	1	0	0	.444	.615	0
2013	Lynchburg	.550	7	20	7	11	1	0	1	4	0	0	1	8	1	1	1	.690	.750	0
	Mississippi	.343	81	283	32	97	21	2	4	41	1	0	2	37	34	7	1	.422	.473	7
2014	Gwinnett	.293	47	167	18	49	6	1	1	23	0	4	2	35	14	1	1	.384	.359	2
	ATLANTA	.251	93	319	22	80	16	1	1	31	3	1	1	26	40	2	1	.328	.317	6
2015	CHICAGO (NL)	.269	33	67	4	18	6	0	1	11	0	1	1	5	7	2	0	.324	.403	1
	Tennessee	.250	10	36	9	9	3	0	0	3	0	0	1	3	1	0	0	.325	.333	0
	Iowa	.333	9	33	3	11	2	1	1	6	0	1	0	4	3	0	0	.395	.545	1
2016	CHICAGO (NL)	.270	74	148	17	40	12	1	2	11	0	0	2	18	27	0	1	.357	.405	5
	Tennessee	.500	2	4	1	2	0	0	0	0	0	0	1	2	0	0	0	.714	.500	1
	Iowa	.273	12	44	6	12	2	0	1	3	0	0	0	2	9	0	0	.304	.386	0
2017	CHICAGO (NL)	.288	73	125	18	36	8	0	5	22	0	2	2	20	18	0	0	.389	.472	1
	Iowa	.218	33	110	14	24	2	0	1	6	0	1	0	10	22	0	1	.281	.264	5
2018	CHICAGO (NL)	.266	123	169	23	45	8	0	1	19	0	0	2	17	27	0	1	.340	.331	4
2019	LOS ANGELES (AL)	.295	80	292	49	86	8	0	16	44	0	0	3	20	28	0	0	.346	.486	5
<b>Major League Totals</b>		<b>.272</b>	<b>476</b>	<b>1120</b>	<b>133</b>	<b>305</b>	<b>58</b>	<b>2</b>	<b>26</b>	<b>138</b>	<b>3</b>	<b>4</b>	<b>11</b>	<b>116</b>	<b>147</b>	<b>4</b>	<b>3</b>	<b>.345</b>	<b>.397</b>	<b>22</b>

**LIFETIME PITCHING RECORD**

Year	Club	W	L	ERA	G	GS	CG	SHO	SV	IP	H	R	ER	HR	HB	BB	IBB	SO	WP	BK
2018	CHICAGO (NL)	0	0	6.75	1	0	0	0	0	1.1	3	1	1	1	0	0	0	0	0	0

**CAREER TRANSACTIONS**

**2011** — Selected by the Atlanta Braves organization in the 8th round of the First-Year Player Draft. **2014** — Traded to the Chicago Cubs with international bonus cash for pitcher Aroldys Vizcaino and international bonus cash, November 16. **2015** — On the disabled list, April 9 to August 10; included rehabilitation assignment to Tennessee, May 15 to 17 and July 29 to August 10. **2016** — On the disabled list, June 8 to July 5; included rehabilitation assignment to Iowa, June 27 to July 5. **2017** — On the bereavement list, April 17 to 20. **2018** — Traded to the Los Angeles Angels for a player to be named later (pitcher Conor Lillis-White on Dec. 13, November 29. **2019** — On the disabled list, July 3 to September 26. **2020** — Traded to the Oakland Athletics for Franklin Barreto, August 28.

**WILD CARD RECORD**

Year	Club/Opp.	AVG.	G	AB	R	H	2B	3B	HR	RBI	SH	SF	HP	BB	SO	SB	CS	OBP	SLG	E
2015	CHC vs. PIT	.000	1	2	0	0	0	0	0	0	0	0	0	1	0	0	0	.000	.000	0
2019	CHC vs. COL	—	1	0	0	0	0	0	0	0	0	0	0	0	0	0	0	—	—	0
<b>Totals</b>		<b>.000</b>	<b>2</b>	<b>2</b>	<b>0</b>	<b>0</b>	<b>0</b>	<b>0</b>	<b>0</b>	<b>0</b>	<b>0</b>	<b>0</b>	<b>0</b>	<b>1</b>	<b>0</b>	<b>0</b>	<b>0</b>	<b>.000</b>	<b>.000</b>	<b>0</b>

**DIVISION SERIES RECORD**

Year	Club/Opp.	AVG.	G	AB	R	H	2B	3B	HR	RBI	SH	SF	HP	BB	SO	SB	CS	OBP	SLG	E
2015	CHC vs. STL	.000	1	1	0	0	0	0	0	0	0	0	0	1	0	0	0	.000	.000	0
2016	CHC vs. SF	.000	1	1	0	0	0	0	0	0	0	0	0	0	0	0	0	.000	.000	0
2017	CHC vs. WSH	—	2	0	0	0	0	0	0	0	0	0	0	1	0	0	0	—	1.000	0
<b>Totals</b>		<b>.000</b>	<b>4</b>	<b>2</b>	<b>0</b>	<b>0</b>	<b>0</b>	<b>0</b>	<b>0</b>	<b>0</b>	<b>0</b>	<b>0</b>	<b>0</b>	<b>1</b>	<b>1</b>	<b>0</b>	<b>0</b>	<b>.000</b>	<b>.333</b>	<b>0</b>

**LEAGUE CHAMPIONSHIP SERIES RECORD**

Year	Club/Opp.	AVG.	G	AB	R	H	2B	3B	HR	RBI	SH	SF	HP	BB	SO	SB	CS	OBP	SLG	E
2015	CHC vs. NYM	.000	4	7	0	0	0	0	0	0	0	0	0	1	0	0	0	.000	.000	0
2017	CHC vs. LAD	.000	2	2	0	0	0	0	0	0	0	0	0	1	0	0	0	.000	.000	0
<b>Totals</b>		<b>.000</b>	<b>6</b>	<b>9</b>	<b>0</b>	<b>0</b>	<b>0</b>	<b>0</b>	<b>0</b>	<b>0</b>	<b>0</b>	<b>0</b>	<b>0</b>	<b>2</b>	<b>0</b>	<b>0</b>	<b>0</b>	<b>.000</b>	<b>.000</b>	<b>0</b>

**ALL-STAR GAME RECORD**

Year	Club/Site	AVG.	G	AB	R	H	2B	3B	HR	RBI	SH	SF	HP	BB	SO	SB	CS	OBP	SLG	E
2019	AL/Cle.																			

(Injured — Did not play)

## LA STELLA'S CAREER BESTS

**Hits:** 4, May 15, 2019 at Minnesota

**Home Runs:** 2 (four times); May 9, 2019 at Detroit; April 21, 2019 vs. Seattle; April 9, 2019 vs. Milwaukee; August 26, 2017 at Philadelphia

**Runs Batted In:** 4 (four times), last: May 23, 2019 vs. Minnesota

**Stolen Bases:** 1 (four times), last: August 29, 2015 at Los Angeles (NL)

**Hitting Streak:** 9, June 1 to 9, 2019

**Hitless Streak (At Bats):** 21, June 21 to 28, 2014


**Game Ending RBI:** None

**Grand Slams:** 1, May 23, 2019 vs. Minnesota (Austin Adams)

**Pinch-Hit Home Runs:** 1, August 30, 2018 at Atlanta (Mike Foltynewicz)

**Inside-The-Park Home Runs:** 1, June 25, 2019 vs. Cincinnati (Tyler Mahle).

**Lead Off Home Runs:** 2, June 25, 2019 vs. Cincinnati (Tyler Mahle); June 5, 2019 vs. Oakland (Joakim Soria)



**OUTFIELDER**

**Height/Weight:** 5-11 / 203

**Bats/Throws:** Right / Right

**Birthdate:** July 15, 1994

**Opening Day Age:** 25

**Birthplace/Resides:** Santo Domingo, Dominican Republic / Santo Domingo, Dominican Republic

**Major League Service:** 1 year, 59 days

**Obtained:** Acquired from Houston for Brandon Bailey, Nov. 20, 2017

**Contract Status:** First year of a one-year contract through 2020

**CAREER HIGHLIGHTS**

Was originally selected by Houston in the 16th round of the 2014 draft and was traded to the A's following the 2017 season...made his Major League debut with Oakland in 2018 and is a .288 hitter with 29 home runs and 86 RBI in 171 games over two seasons...has 19 outfield assists in 169 career games in the outfield...is a 271 (397-for-1466) hitter with 76 doubles, 22 triples, 45 home runs, 199 RBI and 100 stolen bases in 395 games over five seasons in the minors...appeared in 241 games in right field, 117 in center field and 29 in left field...led all of minor league baseball with a .428 on-base percentage in 2016...was also named to the California League All-Star team that season...played for Glendale in the Arizona Fall League in 2016.

**2019 HIGHLIGHTS**

Batted .288 with 24 home runs and 67 RBI in 123 games in a season interrupted by a five-week stay on the injured list with a right lower leg stress reaction...added 29 doubles for a .521 slugging percentage...was successful in 13-of-15 (86.7%) stolen base attempts and is now 20-for-23 (87.0%) in his career...led the A's in steals and they were the fewest by an A's team-leader since Shannon Stewart had 11 in 2007...at the age of 24, he is the youngest Athletic with 20 or more home runs and 10 or more stolen bases in a season since Jose Canseco did it in 1988 at the age of 23...despite missing 32 games while on the IL, he tied for third among American League outfielders with 10 assists, including five in his first 18 games...now has 19 assists in 169 career games in the outfield since making his Major League debut on Aug. 3, 2018, which are the most by any ML outfielder over that span...tied for fifth in the AL in sacrifice flies (8) and tied for ninth in hit by pitches (11)...was hitting .265 with a .468 slugging percentage and .782 OPS in 91 games before the All-Star Break...then batted .358 with a .679 slugging percentage and 1.090 OPS in 32 games after the break...his post-break batting average was the best in the AL among players with 100 or more plate appearances...had the third-best slugging percentage and fourth-best OPS...using the same minimum, the batting average was third best in Oakland history and the slugging percentage ranked fourth...hit 21 of his 24 home runs and collected 59 of his 67 RBI in 109 games as a center fielder...ranked third among AL center fielders in RBI and tied for third in home runs...the home runs were fifth most in Oakland history by a center fielder and the most since Dave Henderson had 25 in 1991...hit .296 (37-for-125) against left-handed pitchers, .285 (88-for-309) against right-handers...his career splits are .288 against lefties, .288 against righties...batted .292 at home, .284 on the road...was a perfect 8-for-8 in stolen base attempts at home and is now 12-for-12 in his career...hit .288 during the day, .288 at night...his average dropped to .235 with runners in scoring position, including .184 with RISP and two outs...18 of his 24 home runs were solo shots...batted .333 with nine doubles and eight home runs (.700 slugging percentage) when leading off an inning...ranked seventh in the AL in slugging and OPS (1.081) leading off an inning and 10th in batting...is a .339 career hitter with a .693 slugging percentage and 1.097 OPS when leading off an inning...hit .226 with 11 of his 24 home runs and 30 of his 67 RBI with two strikes...committed seven errors in 122 games overall in the outfield, which tied for second among AL outfielders...had a .977 fielding percentage...made a team-leading 104 starts in center field and 11 of his final 12 in right field...went 0-for-3 as a pinch hitter and is now 0-for-4 with three strikeouts in the pinch in his career...started games

**OAKLAND A'S  
MOST HOME RUNS,  
CENTER FIELDER**

- 33 Dwayne Murphy (1984)
- 27 Dwayne Murphy (1982)
- 25 Dave Henderson (1991)
- 24 Dave Henderson (1988)
- 21 Ramón Laureano (2019)

at every spot in the order except third and ninth...saw his most action with a team-leading 45 games batting eighth...hit .358 with seven home runs and 18 RBI in 26 games batting fifth...had just 27 walks against 123 strikeouts and his average of 4.6 strikeouts per walk was fourth highest in Oakland history among players with 450 or more plate appearances.

**OAKLAND:** Became the A's sixth different Opening Day starter in center field in the last six years on March 20 against Seattle in Tokyo (Crisp, Fuld, Burns, R.Davis, Powell)...went 0-for-5...had five outfield assists over a 12-game span from April 1 to 14...batted .176 over his first 10 games...then had his first career four-hit game April 5 at Houston (also June 18 vs. Baltimore)...hit .169 over an 18-game stretch from April 16 to May 7, which dropped his average to .216...then batted .317 over his final 87 games...was awarded Major League Baseball's Play of the Week April 22 after robbing Teoscar Hernández of a home run in the second inning on April 21 against Toronto...reached base safely in a career-high 28 consecutive games from May 8 to June 9...hit .318 with a .353 on-base percentage during the streak...it was the second-longest reaching base streak by a center fielder in Oakland history (33, Dwayne Murphy, May 18-June 21, 1979)...grounded into the first double play of his career May 10 against Cleveland...that snapped a career-opening 83-game streak without a GIDP, which was the second-longest such streak in Oakland history (84, Jason McDonald, June 5, 1997-May 9, 1998)...had the walk-off RBI single May 11 vs. Cleveland, his second career game-ending RBI...had a career-high 16-game hitting streak from May 16 to June 4...went 23-for-63 (.365) with nine doubles and three home runs during the streak...had an Oakland record-tying streak of five consecutive games with a double from May 20-25 (fifth time: Tejada, 2003; Long, 2001; Stairs, 1997; Rudi, 1973)...had six home runs and 18 RBI in 57 games through the end of May...then had seven home runs and 22 RBI in 28 games in June...tied for fourth in the AL in RBI in June...had his first career grand slam, a career-high tying five RBI and his first career two-steal game June 12 at Tampa Bay...became the first Athletic with a grand slam and two stolen bases in the same game since Elmer Valo on June 21, 1949...is the first Athletic with five RBI and two steals in one game since Bing Miller on June 21, 1929...the last Major Leaguer to do it was Brandon Phillips on July 30, 2015 (7 RBI, 2 SB)...went 0-for-4 with four strikeouts June 20 against Tampa Bay, his first career four-strikeout game...it began a 14-game stretch where he hit .196 with 21 strikeouts...was hit by a pitch an Oakland record-tying two times June 22 against Tampa Bay...scored a run in 11 consecutive games from July 5 to 20 (17 runs total), which was the longest such streak by an Athletic since Ben Grieve also had an 11-game streak from April 29-May 10, 2000...it fell one short of the Oakland record of 12...homed in three straight games for the first time in his career, July 6-12...was named AL Player of the Week for the week of July 15-21 after going 13-for-24 (.542) with 10 runs, six doubles, two home runs, two RBI and five multiple hit games in six games...it was his first career weekly honor...batted .392 with 22 runs, nine doubles, eight home runs, 18 RBI and 11 multiple hit games in 22 games in July...led the American League in on-base percentage (.443), ranked second in batting (.392), slugging (.838) and OPS (1.281), tied for fourth in runs, tied for fifth in extra base hits (17), tied for sixth in doubles and tied for sixth in home runs...based on a minimum of 75 plate appearances, he had the best July batting average in Oakland history and the second-best slugging percentage and OPS to Mark McGwire in 1996 (.859/1.318)...was placed on the injured list July 31 retroactive to July 28 with a right lower leg stress reaction...did not have a rehab assignment before he was reinstated Sept. 6...made his first two starts in center field before making 11 of his final 12 starts in right...hit .315 in 16 games overall in September...started in right field in the AL Wild Card Game on Oct. 2 against Tampa Bay and went 1-for-3...drove in the A's only run with a third inning sacrifice fly.

## CAREER

**2018**—Spent the first four months of the season with Triple-A Nashville where he batted .297 with 14 home runs and 35 RBI in 64 games...was recalled by Oakland Aug. 3 and hit .288 with five home runs and 19 RBI in 48 games with the A's in his Major League debut...started 42 of the A's 52 games in center field following his promotion...had nine outfield assists, which led ML rookies and tied for second in Oakland history by a rookie (11, Mitchell Page in 1977)...they tied for fifth among all American League outfielders...had just 47 games in the outfield and his assists were second most in Athletics history by an outfielder with fewer than 50 games played to Wally Schang, who had 12 in 41 games for the 1915 Philadelphia A's...they matched the most by an ML outfielder with fewer than 50 games over the last 95 years (sixth time, last by Alex Escobar with Cleveland in 42 games in 2004)...all 47 of his defensive appearances came in cen-

**MOST ASSISTS,  
OUTFIELDER,  
AUG. 3, 2018-PRESENT**

19	Ramón Laureano (OAK)
16	Hunter Renfroe (SD)
14	Leury Garcia (CWS)
13	four players tied

ter field, including 42 starts...was 7-for-8 (87.5%) in stolen base attempts and tied for sixth among AL rookies in steals...did not ground into a double play and his 156 at bats were fourth most in Oakland history among players with no GDP...they were the most since Jason McDonald had 236 in 1997...hit .297 with all five of his home runs against right-handed pitchers, .267 against left-handers...had a .324 batting average with runners in scoring position...batted .322 with four of his five home runs and 16 of his 19 RBI in 28 games at home compared to .246 in 20 games on the road...hit .353 with a .455 on-base percentage and .676 slugging percentage when leading off an inning...batted .309 with all five of his home runs at night...hit .346 over innings 1-6, .173 from the seventh inning on...batted .353 against AL Central teams...slugged four of his five home runs against Texas...struck out in his only pinch hitting appearance...started games at every spot in the order except third and fourth...had his most starts in the eighth spot (13) and hit .356 in 16 games overall batting eighth...was recalled from Triple-A Nashville Aug. 3 and went 1-for-5 in a start in center field in his Major League debut that night against Detroit...collected his first hit and RBI with a walk-off RBI single off Buck Farmer in the bottom of the 13th inning of the A's 1-0 win...since the RBI became an official stat in 1920, he is the first Athletic with a walk-off RBI for his first ML hit...had an assist that night and the next game against the Tigers to become the first player in Oakland A's history with an outfield assist in each of the first two games of his career...stole the first base of his career and had his first multiple hit game in a 3-for-4 performance in his third game, Aug. 5 against Detroit...hit the first two home runs of his career Aug. 20 against Texas, both off Bartolo Colon (second and sixth inning)...became the 10th player in Athletics history to hit his first two home runs in the same game (last: Chapman on July 15, 2017)...is the fourth player in Oakland history to hit his first Major League home run off a pitcher with at least 200 career wins (last: Kurt Abbott off Jack Morris on Sept. 9, 1993)...is 21 years and 52 days younger than Colon...was three months shy of his third birthday when Colon made his ML debut on April 4, 1997...also had a career-high five RBI on the 20th against the Rangers...batted .317 in 23 games in August...collected his second career two-homer game Sept. 7 against Texas...it came in his 29th game and he is the first player in Athletics history with two-multi homer games in his first 29 games...the previous earliest was Jose Canseco, who did it in his 42nd game on April 21, 1986...his first home run that day led off the game, which was the first leadoff home run of his career...matched his season high with three hits on Sept. 12 at Baltimore and then had two assists the next night against the Orioles...was the A's starting center fielder in the Wild Card game Oct. 3 at New York and went 0-for-3 with a walk...had 31 walks with the Sounds for a .380 on-base percentage...was successful in 11-of-13 (84.6%) stolen base attempts...missed the first seven weeks while on the disabled list and the final five with Oakland...while he was with the Sounds (May 21-Aug. 1), he ranked fourth in the Pacific Coast League in hits (73), tied for fourth in runs (44), tied for fifth in home runs and ninth in stolen bases...led the A's farm system in slugging (.524), ranked fifth in on-base percentage and tied for sixth in home runs...batted .372 with nine home runs and 19 RBI in 29 games in July and August...hit .297 against left-handed pitchers and .297 against right-handers...batted .324 with nine of his 15 home runs on the road...had a .336 batting average with runners on base...hit .384 in the sixth inning or later...appeared in 45 games in right field, 19 in center field and one in left field...had 13 assists, which ranked third among PCL outfielders...batted .350 with a .450 on-base percentage in 26 games batting leadoff...hit second 25 times and batted in every spot in the order except fourth, eighth and ninth...began the season on Nashville's disabled list with a non-displaced fracture of the fifth metacarpal bone on his left hand...was reinstated May 21...went 4-for-5 with three doubles June 13 at El Paso...it was his first of two four-hit games (July 24 at Las Vegas)...had a season-high 11-game hitting streak from July 1 through the first game of a July 13 doubleheader (16-for-42, .381)...also hit safely in each of his final 11 games at Triple-A beginning July 20 and was 22-for-44 (.500) with 13 runs, four doubles, five home runs, nine RBI and seven multiple hit games over that stretch...had his lone two-steal game July 20 against Oklahoma City...stole the 100th base of his minor league career July 30 at Salt Lake...hit .373 with eight home runs and 18 RBI in 28 games in July...walked 13 times and was hit by a pitch four times for a .450 on-base percentage...slugged .673 and had a 1.122 OPS...led the PCL in runs in July (24), tied for the lead in hits (41), ranked second in home runs and slugging, tied for second in extra base hits (16) and fourth in OPS.

**2017**—Spent his final season in the Houston organization at Double-A Corpus Christi where he batted .227 with 11 home runs and 55 RBI in 123 games...tied for third in the Texas League in triples (6) and ranked fourth in stolen bases (24)...had the fifth-lowest batting average among league qualifiers...led TL outfielders in games, assists (16) and double plays (6)...batted .295 against left-handed pitching compared to .209 against right-handers...had an .891 OPS against lefties, .609 against righties...hit .193 with three home runs in 63 games in the first half, .262 with eight home runs in 60 games in the second half...had a .196 average with the bases empty, .268 with runners on...committed four errors in 123 games in the outfield for a .984 fielding percentage...appeared in 95 games in right field and 31 in center field...compiled a season-best 10-game hitting streak from April 11 to 22...went 12-for-43 (.279) with nine RBI during the streak...had a 74-game errorless streak from April 23 to July 23...drove in a season-high four runs April 28 against Frisco...was successful in each of his 13 stolen base attempts from May 26 to Aug. 19...had his lone two-steal game of the season June 21 against San Antonio...was named Texas League Batter of the Week for the week of July 3 to 9...went 14-for-29 (.483) with five doubles, two triples, two home runs and five RBI during the week...was a perfect 5-for-5 with two doubles, a triple and three RBI July 9 against Arkansas...went 22-for-57 (.386) over his final 15 games...had an RBI in eight consecutive games from Aug. 22-31 and batted .484 with five home runs and 12 RBI over that span...collected his lone two-homer game of the season Aug. 23 against Midland...went 4-for-5 Aug. 29 at Frisco.

**2016**—Had a breakout campaign while splitting his season between Double-A Corpus Christi and Single-A Lancaster...combined to hit .319 with 28 doubles, seven triples, 15 home runs, 73 RBI and a .955 OPS...named an Astros Organization All-Star by MiLB.com as a utility player...led all of minor league baseball with a .428 on-base percentage as he drew 70 walks in his 116 games...began the year with Lancaster, where he hit .317 with 19 doubles, 10 home runs, 60 RBI and 33 steals en route to being named a California League All-Star...named Lancaster's Player of the Month for July as he hit .460 with 12 extra-base hits, 15 RBI and a 1.350 OPS in 17 games...also named the California League Player of the Week for the week of July 11-17...hit .652 (15-for-23) with six doubles, two triples, four home runs and 11 RBI in seven games that week...was promoted to Corpus Christi on July 21 and hit .323 in 36 games with the Hooks...named Corpus Christi's Player of the Month for August after hitting .318 with 15 runs scored, four doubles, one triple, four homers, six steals and a .944 OPS in 24 games...following the season, was assigned to Glendale in the Arizona Fall League, where he hit .295 with four doubles, eight RBI, four steals and an .817 OPS...earned AFL Player of the Week the first week after hitting .571 (8-for-14) with two triples, two doubles, three RBI, eight runs scored and three steals in four games.

**2015**—Played his entire season with Single-A Quad Cities, where he hit .265 with 15 doubles, eight triples, four home runs and 34 RBI in 76 games.

**2014**—Drafted by Houston in the 16th round and signed on June 18...assigned to Rookie Level Greeneville and played in just 16 games in his professional debut...placed on the 60-day DL on July 25 and finished his campaign sidelined.

## PERSONAL/MISCELLANEOUS

Ramón Laureano was originally signed by Astros scout Jim Stevenson...was born in the Dominican Republic but graduated from Upper Rim Christian HS in Dix Hills, NY, in 2012...attended Northeastern Oklahoma A&M for two years (2013-14)...was selected to the Men's Division 1 all-Region 2 team in 2014 after hitting a team-leading .439 with 19 doubles, 13 home runs, 69 RBI and 22 stolen bases...posted a .500 OBP, while recording more walks (21) than strikeouts (18).

## LIFETIME PLAYING RECORD

Year	Club	AVG	G	AB	R	H	2B	3B	HR	RBI	SH	SF	HP	BB	SO	SB	CS	OBP	SLG	E
2014	Greeneville	.189	16	53	8	10	0	0	1	2	1	0	0	7	16	4	0	.283	.245	0
2015	Quad Cities	.265	76	287	43	76	15	8	4	34	1	1	4	21	83	18	3	.323	.415	4
2016	Lancaster	.317	80	293	69	93	19	5	10	60	0	5	9	50	86	33	11	.426	.519	3
	Corpus Christi	.323	36	124	20	40	9	2	5	13	0	0	4	20	33	10	3	.432	.548	0
2017	Corpus Christi	.227	123	463	65	105	21	6	11	55	0	2	8	40	110	24	5	.298	.369	4
2018	Nashville	.297	64	246	44	73	12	1	14	35	0	3	4	31	70	11	2	.380	.524	3
	OAKLAND	.288	48	156	27	45	12	1	5	19	0	2	2	16	50	7	1	.358	.474	1
2019	OAKLAND	.288	123	434	79	125	29	0	24	67	1	8	11	27	123	13	2	.340	.521	7
<b>Major League Totals</b>		<b>.288</b>	<b>171</b>	<b>590</b>	<b>106</b>	<b>170</b>	<b>41</b>	<b>1</b>	<b>29</b>	<b>86</b>	<b>1</b>	<b>10</b>	<b>13</b>	<b>43</b>	<b>173</b>	<b>20</b>	<b>3</b>	<b>.345</b>	<b>.508</b>	<b>8</b>

## CAREER TRANSACTIONS

**2014** — Selected by the Houston Astros organization in the 16th round of the First-Year Player Draft. **2017** — Traded to the Oakland Athletics organization for minor league pitcher Brandon Bailey, November 20. **2019** — On the injured list, July 29 to September 5.

## WILD CARD RECORD

Year	Club/Opp.	AVG.	G	AB	R	H	2B	3B	HR	RBI	SH	SF	HP	BB	SO	SB	CS	OBP	SLG	E
2018	OAK vs. NYY	.000	1	3	0	0	0	0	0	0	0	0	0	1	2	0	0	.250	.000	0
2019	OAK vs. TB	.333	1	3	0	1	0	0	0	1	0	1	0	1	0	1	0	.250	.333	0
<b>Totals</b>		<b>.167</b>	<b>2</b>	<b>6</b>	<b>0</b>	<b>1</b>	<b>0</b>	<b>0</b>	<b>0</b>	<b>1</b>	<b>0</b>	<b>1</b>	<b>0</b>	<b>1</b>	<b>3</b>	<b>0</b>	<b>0</b>	<b>.250</b>	<b>.167</b>	<b>0</b>

## LAUREANO'S CAREER BESTS

**Hits:** 4 (twice), last: June 18, 2019 vs. Baltimore

**Home Runs:** 2 (twice), September 7, 2018 vs. Texas; August 20, 2018 vs. Texas

**Runs Batted In:** 5 (twice), June 12, 2019 at Tampa Bay; August 20, 2018 vs. Texas

**Stolen Bases:** 2, June 12, 2019 at Tampa Bay

**Hitting Streak:** 16, May 16 to June 4, 2019

**Hitless Streak (At Bats):** 14, April 14 to 21, 2019

**Game Ending RBI:** 2, May 11, 2019 vs. Cleveland (single), August 3, 2018 vs. Detroit (single)

**Grand Slams:** 1, June 12, 2019 at Tampa Bay (Colin Poche)

**Pinch-Hit Home Runs:** None

**Inside-The-Park Home Runs:** None

**Lead Off Home Runs:** 1, September 7, 2018 vs. Texas (Yovani Gallardo)

## OAKLAND ATHLETICS 20 OR MORE HITS IN A GAME

Hits	Opponent	Date	Hits	Opponent	Date
29	at Texas	July 1, 1979	21	at Detroit	August 15, 1998
25	at Houston	September 10, 2019	21	at Seattle	April 13, 1990
25	at Boston	June 14, 1969	21	at Baltimore	April 26, 1974
24	San Francisco	June 26, 2005	20	San Diego	June 17, 2015
24	Texas	September 30, 2000	20	at Kansas City	August 12, 2014
24	at Cleveland	August 28, 1998	20	at Chicago (AL)	September 8, 2009
23	at Texas	May 10, 1973	20	at Los Angeles	May 1, 2008
22	at Kansas City	August 26, 2019	20	at Cleveland	August 2, 2001
22	Los Angeles (AL)	September 20, 2018	20	at Tampa Bay	September 15, 2000
22	at Minnesota	September 11, 2013	20	at Kansas City	May 3, 2000
22	Minnesota	July 20, 2009	20	at Minnesota	April 10, 1994
22	Cincinnati	June 9, 2004	20	at Texas	October 2, 1985
22	at Minnesota	April 27, 1980	20	at California	July 30, 1983
21	at Los Angeles (NL)	April 11, 2018	20	Cleveland	August 24, 1981
21	at Detroit	August 28, 2013	20	at Cleveland	August 3, 1980
21	at Boston	July 28, 2009	20	New York	June 12, 1971
21	at Kansas City	June 18, 2000			

**RIGHT-HANDED PITCHER****Height/Weight:** 6-3 / 195      **Bats/Throws:** Right / Right**Birthdate:** September 13, 1991      **Opening Day Age:** 28**Birthplace/Resides:** Plano, Texas / McKinney, Texas**Major League Service:** 26 days**Obtained:** Signed to a minor league contract, November 15, 2019**Contract Status:** First year of a one-year contract through 2020**NON-ROSTER INVITEE****CAREER HIGHLIGHTS**

Is 1-1 with an 8.53 ERA in four career games in the majors, including two starts...made his debut with one start with Los Angeles (NL) in 2015 and also appeared in three games for San Diego in 2017...is 75-70 with a 4.46 ERA in 219 games, including 209 starts in nine seasons as a minor leaguer in the Dodgers (2011-16), Mariners (2016), Padres (2017), Rays (2018) and Mets (2019) farm systems...was originally a first round pick of Los Angeles in 2010 out of McKinney HS in Texas...earned Minor League Pitcher of the Year honors for the Dodgers in 2013 and 2015...was rated as the Dodgers number two prospect by *Baseball America* in 2011, number one in 2012 and number five in 2013.

**2019 HIGHLIGHTS**

Pitched for Triple-A Syracuse and Double-A Binghamton in the New York Mets organization and combined for a 9-4 record and a 5.09 ERA in 24 games, including 21 starts, in a season shortened by four stints on the injured list...allowed a .296 opponents batting average but walked just 33 in 122.0 innings, an average of 2.43 per nine innings...ranked third in the Mets farm system in wins, fifth in innings pitched (122.0), seventh in strikeouts (100) and tied for seventh in games started...went 5-1 with a 2.09 ERA in eight starts with Binghamton and 4-3 with a 6.99 ERA in 16 games with Syracuse...allowed a combined .296 batting average with both clubs...that included a mark of .284 (66-for-232) against left-handed hitters compared to .306 (81-for-265) against right-handers...yielded a .302 batting average with runners in scoring position and a .301 average to batters leading off an inning...was 8-4 with a 4.55 ERA in 21 starts, 1-0 with a 10.32 ERA in three relief appearances (all with Syracuse)...with Binghamton, went 4-0 with a 1.48 ERA in five starts on the road and 4-0 with a 1.20 ERA in five starts at night.

**MINORS:** Began the season at Syracuse and allowed five runs on 10 hits in 2.2 innings in his first start on April 9 against Rochester, his shortest start of the season...then walked a season-high four batters in 4.2 innings in his next start April 14 at Pawtucket...was credited with his first win April 20 against Pawtucket when he allowed a run on four hits in 5.1 innings in the second game of a doubleheader...surrendered four runs in each of his next two starts, both no decisions...ended up going 1-0 in five starts in April, despite a 6.33 ERA and .356 opponents batting average...struck out a season-high eight batters in 5.0 innings in a 7-4 win at Columbus May 10...then went 2-2 with an 8.80 ERA and .321 opponents batting average over his next six games from May 17 to June 11...yielded a season-high eight runs in 4.2 innings in relief of a rehabbing Justin Wilson June 11 against Charlotte but was the winning pitcher in a 15-8 decision...logged a season-high 99 pitches in that contest...was placed on the injured list the first time on June 12 with a left shin contusion...was reinstated June 19 and started that day at Charlotte...had a no decision in a 9-7 loss (5.0 ip, 8 h, 4 r, 4 er, 1 bb, 4 so, 3 hr) and returned to the IL the next day with a left shin contusion...was reinstated June 27 and pitched 2.2 innings of relief the next day at Buffalo (5 h, 1 r, 1 er, 1 bb, 5 so) before returning to the IL June 29 with a strained left calf...was reinstated and transferred to Binghamton July 7...won three consecutive starts from July 12-23, allowing just one earned run in 16.2 innings (0.54 ERA)...then allowed five runs in 6.0 innings for his only Double-A loss on July 28 against Bowie...was moved back to Syracuse Aug. 3 and allowed five runs on a season-high 11 hits in a 9-7 loss at Buffalo that day...went on the IL a fourth time Aug. 5 with a strained left calf...was reinstated from the IL Aug. 17 and sent to Binghamton Aug.



19...went 2-0 with a 1.74 ERA over his final three starts...tossed a season-high 7.1 innings and matched his season high with eight strikeouts in a 5-1 win at New Hampshire Aug. 25.

## CAREER

**2018**—Combined for a 12-6 record and a 3.65 ERA in 26 games, including 25 starts, with Double-A Montgomery and Triple-A Durham...went 8-1 with a 2.31 ERA in 13 games with Montgomery and 4-5 with a 5.02 ERA in 13 starts at Durham...was named to the Southern League Midseason All-Star team...led the Tampa Bay farm system in wins, starts and innings pitched (145.2) and was fourth in strikeouts (107)...allowed a .276 opponents batting average, including .267 against left-handed hitters compared to .283 against right-handers...issued 24 of his 35 walks to lefties...yielded a .208 average with runners in scoring position...opponents hit .293 when leading off an inning but he walked just 10...combined for an 8-1 record and a 2.74 ERA in 15 games in his home ballparks...was 4-5 with a 5.05 ERA in 11 starts on the road...was 5-0 with a 1.41 ERA in five starts during the day, 7-6 with a 4.28 ERA in 21 games at night...began the year at Montgomery and went 3-0 with a 1.30 ERA in five starts in April...did not allow a home run in 27.2 innings...had another three-game winning streak from May 8-19 (2.14 ERA)...earned SL Pitcher of the Week honors for the week of May 7-13 after going 2-0 with a 1.20 ERA in two starts (15.0 ip, 14 h, 3 r, 2 er, 6 bb, 12 so)...capped the week by tossing a nine-hit, nine-inning shutout May 13 against Jackson...walked two and struck out eight in a 1-0 win...it was third career complete game but it was the first time he pitched nine innings...was 6-1 with a 2.17 ERA in nine starts when he was moved up to Durham May 23...started and lost May 26 at Louisville (6.0 ip, 7 h, 4 r, 4 er, 5 so) and returned to Montgomery May 29...was on the disabled list from June 2-10 with a strained right groin...had a season-high four-game winning streak from June 11 to July 2...logged a 1.15 ERA and .202 opponents batting average over that five-game stretch...struck out a career-high tying nine in 7.0 scoreless innings in an 8-4 win at Tennessee on June 16...made his lone relief appearance of the season June 22 against Birmingham (5.0 ip, 6 h, 2 r, 2 er, 3 bb, 4 so)...was sent back to Durham June 27 and spent the rest of the season with the Bulls...was 3-0 with a 2.33 ERA in five games in June...made one postseason start for Durham and was the losing pitcher in a 5-2 loss to Scranton/Wilkes-Barre on Sept. 14 (3.1 ip, 6 h, 2 r, 2 er, 1 bb, 1 so).

**2017**—Spent most of the season at Triple-A El Paso where he was 2-5 with a 7.12 ERA in 16 games, including 14 starts...also had a stint with San Diego in April, going 1-0 with a 5.63 ERA in three games, including one start...allowed a .250 opponents batting average with the Padres but walked eight batters in 8.0 innings for a .390 on-base percentage...yielded a .222 average against right-handed hitters, .286 against left-handers...had not pitched for El Paso when he was recalled by San Diego April 9...started and combined on a three-hit, 6-0 shutout at Colorado on April 12 for his first Major League win...tossed 5.1 innings and allowed two of the hits while walking four...then allowed five runs in 2.2 innings over two relief appearances and was optioned to El Paso April 23...spent the balance of the season with the Chihuahuas...allowed a .320 opponents batting average, including .242 against right-handed hitters compared to .390 against left-handers...was 1-1 with a 5.63 ERA over his first four starts at Triple-A when he was placed on the disabled list May 15 with a strained left oblique...was reinstated June 9...logged a season-high 6.1 innings July 23 vs. Omaha...struck out a season-high six July 28 against Iowa...was released on Aug. 14.

**2016**—Split the season between Triple-A Oklahoma City in the Los Angeles Dodgers organization and Triple-A Tacoma of the Seattle Mariners organization, pitching to a combined 7-14 record with a 6.14 ERA and 107 strikeouts against 39 walks in 27 starts...over his first six starts with Triple-A Oklahoma City, went 5-1 with a 4.09 ERA and 27 strikeouts against five walks, with 10 of those 15 earned runs coming in one outing on April 28 at Omaha...allowed two earned runs or fewer in the five wins...acquired by Seattle from Los Angeles (NL) in exchange for infielder Chris Taylor on June 16...went 0-9 with a 7.39 ERA with 50 strikeouts against 24 walks in 14 starts for Triple-A Tacoma...claimed off waivers by San Diego on Dec. 13.

**2015**—Spent the majority of the season with Triple-A Oklahoma City while making his Major League debut with the Dodgers in July...selected as the Dodgers 2015 Branch Rickey Minor League Pitcher of the Year for the second time (also, 2013) after ranking among Pacific Coast League leaders (min. 100 IP) in WHIP (1.11, 1st), ERA (2.70, 2nd), strikeout-to-walk ratio (4.26,

3rd), home runs per nine innings (0.40, 3rd) and wins (11, T-3rd)...saw his first big league action in two stints with the Dodgers, making his first Major League start at New York (NL) on July 25...took the loss in a 15-2 decision, allowing seven runs on 11 hits in 4.2 innings while striking out three...went 11-6 with a 2.70 ERA and a 1.11 WHIP in 19 starts for Triple-A Oklahoma City, posting a 4.26 strikeout-to-walk ratio, striking out 81 batters against 19 walks in 113.1 innings pitched...posted an ERA under 3.00 in each of the season's first two months with a 1.80 ERA in four April starts and 2.84 ERA in six May starts...held opposing hitters to a .257 average in the minors, while limiting the opposition to a .210 average with runners in scoring position...did not pitch during the month of June after developing some irritation in his right middle finger due to poor circulation...made two rehab starts for the Rookie-Level Arizona League Dodgers and Single-A Rancho Cucamonga before returning to Oklahoma City on July 11.

**2014**—Saw his first action at the Triple-A level, spending the entire season with Albuquerque, going 7-13 with a 5.38 ERA in 28 games, 27 starts...led the Isotopes' staff with 150.2 innings pitched and 27 starts, both of which were professional career highs...was a non-roster invitee to Dodgers Spring Training and traveled with the club to Australia, where he started the club's exhibition game against Team Australia and struck out six in 4.0 innings of one-run ball in a no-decision.

**2013**—Spent the entire season with Double-A Chattanooga, pitching to a combined 10-10 record with a 3.22 ERA and a career-high 131 strikeouts against 35 walks in 28 games, 25 starts...selected as the Dodgers 2013 Branch Rickey Minor League Pitcher of the Year and led the Lookouts in wins, strikeouts and innings pitched...also ranked among Southern League leaders in strikeouts (3rd), WHIP (1.17, t-3rd), innings pitched (9th) and wins (t-9th)...earned Southern League Pitcher of the Week honors for May 17 - June 2...entered the season rated by *Baseball America* as the Dodgers No. 5 prospect and having the organization's best changeup.

**2012**—Split the season between Single-A Rancho Cucamonga and Double-A San Antonio, pitching to a combined 6-6 record with a 4.39 ERA and 103 strikeouts against 32 walks in 25 starts...combined to limit right-handed hitters to a .242 batting average...earned Southern League Pitcher of the Week honors for Aug. 27 - Sept. 3...entered the season rated by *Baseball America* as the Dodgers No. 1 prospect and the No. 62 overall prospect.

**2011**—Made his professional debut for Single-A Great Lakes, going 9-6 with a 3.47 ERA and 91 strikeouts against 32 walks...ranked second among Great Lakes pitchers in wins and third in strikeouts...rated as *Baseball America's* No. 39 prospect on its midseason Top 50 list...entered the season rated as the Dodgers No. 2 prospect by *Baseball America*.

**2010**—Was the Dodgers first round pick but did not sign until Aug. 16...did not pitch.

## PERSONAL/MISCELLANEOUS

Zach Lee was originally signed by Los Angeles Dodgers scout Calvin Jones...had committed to playing baseball and football at Louisiana State University and enrolled in summer school prior to signing with the Dodgers as a 1st-round (28th overall) selection in the 2010 First-Year Player Draft...as a senior at McKinney (TX) High School, won 11 games with a 2.15 ERA and 90 strikeouts...ranked by *Baseball America* as the 14th-best right-handed pitcher and the 29th-best overall prospect entering the draft...was a highly rated quarterback in high school, passing for 2,565 yards and 31 touchdowns as a senior to earn a Texas All-State Class 4A Honorable Mention selection...passed for 2,935 yards and 33 touchdowns and was named District 9-4A Offensive Player of the Year as a junior in 2008.

## LIFETIME PITCHING RECORD

Year	Club	W	L	ERA	G	GS	CG	SHO	SV	IP	H	R	ER	HR	HB	BB	IBB	SO	WP	BK
2011	Great Lakes	9	6	3.47	24	24	0	0	0	109.0	101	51	42	9	7	32	0	91	8	0
2012	Rancho Cucamonga	2	3	4.55	12	12	0	0	0	55.1	60	31	28	9	1	10	0	52	0	0
	Chattanooga	4	3	4.25	13	13	0	0	0	65.2	69	37	31	6	1	22	3	51	0	0
2013	Chattanooga	10	10	3.22	28	25	1	1	0	142.2	132	57	51	13	4	35	1	131	5	0
2014	Albuquerque	7	13	5.38	28	27	0	0	0	150.2	177	105	90	18	6	54	0	97	5	0
2015	Oklahoma City	11	6	2.70	19	19	1	0	0	113.1	107	40	34	5	4	19	0	81	2	0
	AZL Dodgers	1	0	0.00	1	1	0	0	0	5.0	0	0	0	0	0	0	0	2	0	0
	Rancho Cucamonga	1	0	3.60	1	1	0	0	0	5.0	4	2	2	0	0	1	0	2	0	0
	LOS ANGELES (NL)	0	1	13.50	1	1	0	0	0	4.2	11	7	7	1	0	1	0	3	0	0
2016	Oklahoma City	7	5	4.89	13	13	0	0	0	73.2	95	47	40	11	0	15	0	57	3	1
	Tacoma	0	9	7.39	14	14	0	0	0	74.1	98	64	61	11	4	24	0	50	6	0
2017	El Paso	2	5	7.12	16	14	0	0	0	67.0	89	55	53	11	2	34	0	43	0	0
	SAN DIEGO	1	0	5.63	3	1	0	0	0	8.0	8	5	5	1	0	8	0	6	0	0
	Montgomery	8	1	2.31	13	12	1	1	0	74.0	72	23	19	4	1	20	0	59	2	0
2019	Durham	4	5	5.02	13	13	0	0	0	71.2	86	44	40	6	1	15	0	48	2	0
	Syracuse	4	3	6.99	16	13	0	0	0	74.2	110	63	58	8	2	27	0	63	2	0
	Binghamton	5	1	2.09	8	8	0	0	0	47.1	37	13	11	3	2	6	0	37	0	0
<b>Major League Totals</b>		<b>1</b>	<b>1</b>	<b>8.53</b>	<b>4</b>	<b>2</b>	<b>0</b>	<b>0</b>	<b>0</b>	<b>12.2</b>	<b>19</b>	<b>12</b>	<b>12</b>	<b>2</b>	<b>0</b>	<b>9</b>	<b>0</b>	<b>9</b>	<b>0</b>	<b>0</b>
<b>Minor League Totals</b>		<b>75</b>	<b>70</b>	<b>4.46</b>	<b>219</b>	<b>209</b>	<b>3</b>	<b>2</b>	<b>0</b>	<b>1129.1</b>	<b>1237</b>	<b>632</b>	<b>560</b>	<b>114</b>	<b>35</b>	<b>314</b>	<b>4</b>	<b>864</b>	<b>35</b>	<b>1</b>

## CAREER TRANSACTIONS

**2010** — Selected by the Los Angeles Dodgers organization in the 1st round (28th selection overall) of the First-Year Player Draft. **2016** — Traded to the Seattle Mariners for infielder Chris Taylor, June 19. Claimed off waivers by the San Diego Padres, December 13. **2017** — Released, August 14. **2018** — Signed by the Tampa Bay Rays to a minor league contract, March 15. Elected free agency, November 2; signed by the New York Mets to a minor league contract, December 18. **2019** — Elected free agency, November 4; signed by the Oakland Athletics to a minor league contract, November 15.

## LEE'S CAREER BESTS

**Low Hit Complete Game:** None

**Innings Pitched:** 5.1, April 12, 2017 at Colorado. As reliever: 2.2, April 18, 2017 vs. Arizona

**Strikeouts:** 3 (three times), last: April 18, 2017 vs. Arizona

**Pitches:** 90 (twice), last: April 12, 2017 at Colorado. As reliever: 66, April 18, 2017 vs. Arizona

**Longest Winning Streak:** 1, April 12, 2017 to present

**Longest Losing Streak:** 1, July 25, 2015

**Longest Scoreless Streak:** 5.1, April 12, 2017

**LEFT-HANDED PITCHER****Height/Weight:** 6-4 / 205**Bats/Throws:** Left / Left**Birthdate:** March 24, 1987**Opening Day Age:** 33**Birthplace/Resides:** Brenham, Texas / Bellville, Texas**Major League Service:** 2 years, 15 days**Obtained:** Signed to a minor league contract, November 18, 2019**Contract Status:** First year of a one-year contract through 2020**NON-ROSTER INVITEE****CAREER HIGHLIGHTS**

Spent parts of four seasons in the majors with Seattle from 2012-15 and is 3-5 with two saves and a 4.35 ERA in 111 career appearances, all in relief...pitched in 63 games as a rookie in 2012 and then 35, 12 and one over the next three years...was the fourth of six pitchers in Seattle's combined no-hitter against the Dodgers on June 8, 2012...is 35-24 with 14 saves and a 3.69 ERA in 346 games, including 19 starts, in 11 seasons in the minors...did not pitch in 2018...pitched in the Arizona Fall League in 2010...was drafted twice by the Chicago White Sox before signing with the Milwaukee Brewers after they drafted him in 2008...went to the Mariners as a Rule 5 selection following the 2011 season...has also pitched in the Angels, Reds, Orioles and Diamondbacks organizations.

**2019 HIGHLIGHTS**

Was signed by Arizona to a minor league contract Feb. 2 after not pitching professionally in 2018...spent the first two months of the season at Double-A Jackson and was 4-1 with a 1.08 ERA in 22 relief appearances when he was moved up to Triple-A Reno June 1...was 5-2 with a save and a 3.14 ERA in 33 outings with the Aces...combined to go 9-3 with a 2.38 ERA and .231 opponents batting average in 55 games overall...struck out 74 batters in 68.0 innings (9.79 strikeouts per nine innings) and walked 21 for a strikeout-to-walk ratio of 3.52...yielded just four home runs (0.53 per nine innings)...his nine wins were his most as a professional and his 55 appearances were his most as a minor leaguer...led the Diamondbacks farm system in games pitched and tied for third in wins...his opponents batting average broke down to .215 (20-for-93) against left-handed hitters compared to .240 (37-for-154) against right-handers...allowed a .204 batting average to hitters leading off an inning...opponents hit .256 with runners in scoring position...with Jackson, did not allow a run in 12 games on the road (13.0 ip) or five games during the day (5.0 ip)...tossed at least one innings in 47 of his 55 appearances, including two or more 10 times.

**MINORS:** Retired the side in order in the eighth inning April 4 at Jacksonville in his first professional outing since June 13, 2017 for Norfolk against Indianapolis (0.2 ip)...did not allow an earned run over his first 10 games (10.1 innings)...then yielded two runs and walked a season-high two batters April 27 against Pensacola...compiled a 1.42 ERA in 12 games in April...then went 3-0 with a 0.73 ERA in 10 appearances in May...had a five-game winning streak from May 3 to June 26...had a season-high five strikeouts May 6 against Birmingham (also Aug. 3 vs. Omaha and Aug. 9 at New Orleans)...did not allow a run over his final eight games (8.0 innings) at Double-A from May 13-29...was promoted to Reno June 1 and allowed at least one run in each of his first four games at Triple-A (7.20 ERA)...then had a seven-game, 8.2-inning scoreless streak from June 15-27, during which opponents went 1-for-26 with a walk...tossed a season-high 2.2 scoreless innings June 18 at San Antonio...matched his season-high with two walks June 30 at Las Vegas...allowed four runs on a season-high five hits without retiring a batter July 21 against Fresno...surrendered his first home run of the season in that game, snapping a season-opening 40-game, 46.0-inning, 185-batter homerless streak...yielded a season-high five runs in 0.2 innings Aug. 16 against Sacramento, but only one was earned...then recorded his lone save of the season the next day against the River Cats with a scoreless inning of relief...went 3-0 with a 1.65 ERA and his lone save in 10 games in August...struck out 23 batters in 16.1 innings.

## CAREER

**2018**—Did not pitch professionally in 2018.

**2017**—Was signed by Cincinnati to a minor league contract following the 2016 season and went 1-2 with a 4.55 ERA in 20 relief appearances with Triple-A Louisville before he was released June 1...signed by the Baltimore organization June 4 and went 1-0 with a 4.50 ERA with Triple-A Norfolk before going on the disabled list June 14 with a strained left forearm...missed the rest of the season...combined with both clubs for a 2-2 record, a 4.55 ERA and a .291 opponents batting average in 24 relief appearances...struck out 33 in 31.2 innings...yielded a .213 average against left-handed hitters compared to .338 and all five of his home runs against right-handers...opponents hit .192 when leading off an inning...began the year at Louisville...logged a 3.20 ERA over a 13-game stretch from April 18 to May 24...tossed a season-high 4.0 innings April 23 against Durham...struck out a season-high five in 3.0 innings against Norfolk on May 10...was released June 1 and signed by the Baltimore organization June 4...did not allow a run in three of his four appearances with Norfolk before going on the DL.

**2016**—Spent the season at Triple-A Salt Lake, where he made 48 relief appearances and converted two saves in four opportunities...was promoted to Los Angeles (AL) on May 22, but four days later was designated for assignment without making an appearance for the Angels...was outrighted to Salt Lake on May 27 and spent the rest of the minor league season there...was a non-roster invitee to the Angels Major League spring training camp.

**2015**—Spent most of the season at Triple-A Tacoma, where he made 29 appearances in relief...made his only Major League appearance on April 25 for Seattle against Minnesota.

**2014**—Had five separate stints with Seattle: April 9-14, April 25-May 2, July 10-16, Aug. 8-9 and Sept. 1-end of season...made eight appearances in September after only four appearances in first four stints...held left-handed batters to a .133 average...stranded six of eight inherited runners (75%)...went 3-2 with three saves and a 3.32 ERA in 42 appearances...ranked second among Rainiers relievers in appearances and strikeouts (70).

**2013**—Went 1-3 with a 4.86 ERA in 35 games over three stints with the Mariners: April 1-10, May 1-26 and July 8-end of season...held opponents scoreless in 25 of 35 appearances, including a season-high 8.2 innings (seven games) from Aug. 24-Sept. 9...faced only one batter in nine of 35 appearances...retired his only batter faced in six of those nine games...limited opponents to a .296 average, including .259 vs. lefties...allowed only two extra-base hits vs. left-handed opponents...struck out at least one batter in 19 of 22 games, including 14 appearances with at least two strikeouts.

**2012**—As a December 2011 Rule 5 Draft pick, he made his Major League debut with 63 relief appearances for the Mariners, fourth-most among American League rookie pitchers...stranded 42 of his 50 inherited baserunners, which was the seventh-best percentage in the AL (84%)...established Mariners single-season and career records by posting an ERA of 0.00 through his first 25 appearances (16.2 ip, 1 r)...did not allow an extra-base hit in any of his first 26 appearances, the second-longest streak to open a Mariners season...on June 8 was the fourth of six pitchers used in Seattle's combined no-hitter against the Dodgers...in the eighth inning retired his only batter faced (James Loney)...made his ML debut on April 7 at Oakland and struck out the only batter he faced (Josh Reddick).

**2011**—Spent the entire season with Double-A Huntsville...went 1-3 with three saves and a 3.13 ERA...struck out 69 in 46 games (one start)...limited left-handed hitters to a .175 batting average with no home runs allowed and 32 strikeouts...allowed just 5 of 30 inherited runners to score.

**2010**—Split his season between Brevard County and Double-A Huntsville...combined to go 4-3 with a 2.95 ERA in 39 appearances (three starts)...went 1-1 with a 2.29 ERA in 16 games, one start, with Brevard County before being promoted to Double-A on June 7...held left-handed hitters to a .158 batting average...pitched for Surprise and Phoenix in the Arizona Fall League.

**2009**—Spent the entire season with Single-A Brevard County in the Florida State League...went 6-7 with a 4.48 ERA in 27 appearances, including seven starts...went 3-3 with a 3.50 ERA as a starter and 3-4 with two saves and a 5.11 ERA in 20 relief appearances.

**2008**—Made his professional debut with rookie-level Helena and West Virginia...named Pioneer League Pitcher of the Week July 21.

## PERSONAL/MISCELLANEOUS

Lucas Lester Luetge was originally signed by Brewers scout Brian Sankey...attended Bellville (TX) High School, where he was All-State and District MVP in both his junior and senior seasons...was a classmate of NFL wide receiver Emmanuel Sanders...in 2006 and 2007, he played at San Jacinto College in Pasadena, Tex. (11-3, 3.56 ERA)...followed that with one season at Rice University (1-0, 6.16 ERA).

## LIFETIME PITCHING RECORD

Year	Club	W	L	ERA	G	GS	CG	SHO	SV	IP	H	R	ER	HR	HB	BB	IBB	SO	WP	BK
2008	Helena	4	0	0.00	5	1	0	0	0	14.0	5	2	0	0	1	5	0	13	4	0
	West Virginia	2	1	3.72	8	6	0	0	0	36.1	35	16	15	2	0	10	0	33	4	1
2009	Brevard County	6	7	4.48	27	7	0	0	2	92.1	93	55	46	6	9	38	0	75	5	0
2010	Brevard County	1	1	2.29	16	1	0	0	0	35.1	36	10	9	1	1	10	1	21	6	0
	Huntsville	3	2	3.48	23	2	0	0	0	44.0	52	25	17	4	2	17	1	47	6	0
2011	Huntsville	1	3	3.13	46	1	0	0	3	69.0	63	29	24	3	1	23	4	69	6	0
2012	SEATTLE	2	2	3.98	63	0	0	0	2	40.2	37	20	18	3	1	24	6	38	5	0
2013	Tacoma	0	0	4.35	22	0	0	0	1	31.0	28	16	15	4	0	16	0	45	2	0
	SEATTLE	1	3	4.86	35	0	0	0	0	37.0	42	22	20	2	2	16	2	27	4	0
2014	Tacoma	3	2	3.32	42	0	0	0	3	62.1	58	24	23	6	4	27	2	70	7	0
	SEATTLE	0	0	5.00	12	0	0	0	0	9.0	6	5	5	3	0	5	0	7	1	0
2015	SEATTLE	0	0	0.00	1	0	0	0	0	2.1	0	0	0	0	0	2	0	2	0	0
	AZL Mariners	0	0	0.00	1	1	0	0	0	1.0	0	0	0	0	0	0	0	1	0	0
	Tacoma	3	2	5.33	29	0	0	2	49.0	57	31	29	8	3	23	0	37	4	0	
2016	Salt Lake	1	1	4.85	48	0	0	0	2	55.2	58	32	30	4	4	26	1	58	8	1
2017	Louisville	1	2	4.55	20	0	0	0	0	27.2	34	17	14	4	1	9	0	30	4	0
	Norfolk	1	0	4.50	4	0	0	0	0	4.0	3	2	2	1	0	3	0	3	0	0
2018										(Did not pitch)										
2019	Jackson	4	1	1.08	22	0	0	0	0	25.0	14	3	3	0	1	7	0	28	3	0
	Reno	5	2	3.14	33	0	0	0	1	43.0	43	22	15	4	5	14	2	46	2	0
<b>Major League Totals</b>		<b>3</b>	<b>5</b>	<b>4.35</b>	<b>111</b>	<b>0</b>	<b>0</b>	<b>0</b>	<b>2</b>	<b>89.0</b>	<b>85</b>	<b>47</b>	<b>43</b>	<b>8</b>	<b>3</b>	<b>47</b>	<b>8</b>	<b>74</b>	<b>10</b>	<b>0</b>
<b>Minor League Totals</b>		<b>35</b>	<b>24</b>	<b>3.69</b>	<b>346</b>	<b>19</b>	<b>0</b>	<b>0</b>	<b>14</b>	<b>589.2</b>	<b>579</b>	<b>284</b>	<b>242</b>	<b>47</b>	<b>32</b>	<b>228</b>	<b>11</b>	<b>576</b>	<b>61</b>	<b>2</b>

## CAREER TRANSACTIONS

**2005** — Selected by the Chicago White Sox organization in the 31st round of the First-Year Player Draft; did not sign. **2006** — Selected by the Chicago White Sox organization in the 18th round of the First-Year Player Draft; did not sign. **2008** — Selected by the Milwaukee Brewers organization in the 21st round of the First-Year Player Draft. **2011** — Selected by the Seattle Mariners in the Rule 5 draft, December 8. **2015** — Elected free agency, November 6; signed by the Los Angeles Angels to a minor league contract, December 8. **2016** — Elected free agency, October 3; signed by the Cincinnati Reds to a minor league contract, November 25. **2017** — Released, June 1; signed by the Baltimore Orioles to a minor league contract, June 4. Elected free agency, November 6. **2019** — Signed by the Arizona Diamondbacks to a minor league contract, February 2. Elected free agency, November 4; signed by the Oakland Athletics to a minor league contract, November 18.

## LUETGE'S CAREER BESTS

**Low Hit Complete Game:** None  
**Innings Pitched:** 3.0 (twice), last: May 21, 2013 at Los Angeles (AL)  
**Strikeouts:** 4, May 21, 2013 at Los Angeles (AL)  
**Pitches:** 46 (twice), last: July 31, 2013 at Boston  
**Longest Winning Streak:** 1 (three times), last: September 4, 2013  
**Longest Losing Streak:** 3, September 8, 2012 to July 31, 2013  
**Longest Scoreless Streak:** 15.0, April 17 to June 15, 2012



**LEFT-HANDED PITCHER**

**Height/Weight:** 6-0 / 218

**Bats/Throws:** Left / Left

**Birthdate:** September 30, 1997

**Opening Day Age:** 22

**Birthplace/Resides:** Lima, Peru / Parkland, Florida

**Major League Service:** 21 days

**Obtained:** Acquired from Washington with Blake Treinen and Sheldon Neuse for Sean Doolittle and Ryan Madson, July 16, 2017

**Contract Status:** First year of a one-year contract through 2020

**CAREER HIGHLIGHTS**

Was selected by Washington in the 3rd round of the 2016 First-Year Player Draft and was traded to Oakland July 16, 2017...made his Major League debut with the A's during a September call-up in 2019 and logged a 1.50 ERA and .119 opponents batting average in six relief appearances...is 14-7 with a 2.53 ERA in 46 games, including 43 starts, in three seasons in the minors...has 234 strikeouts in 195.2 innings (10.76 strikeouts per nine innings)...was a Texas League Midseason and Postseason All-Star in 2018...started for the World Team in the 2018 Futures Game...was named the A's number one prospect by *Baseball America* following the 2018 and 2019 seasons after being ranked number five in 2017.

**2019 HIGHLIGHTS**

Had his season interrupted twice by a strained left shoulder but, after going 2-1 with a 2.51 ERA and .221 opponents batting average in 11 games (nine starts) with three minor league teams, he was selected by Oakland on Sept. 9 after Las Vegas concluded its season...had no decisions, two saves, a 1.50 ERA and .119 opponents batting average in six relief appearances in his Major League debut...struck out 16 batters in 12.0 innings (12.00 per nine innings) and walked just three for a .196 on-base percentage...allowed two doubles and one home run for a .238 slugging percentage...left-handed hitters were 1-for-14 (.071) with no extra base hits, one walk and a .205 OPS...right-handed hitters batted .143 (4-for-28) with a .547 OPS...opponents hit .138 with his lone home run with the bases empty, .077 with runners on...they were 1-for-8 (.125) with runners in scoring position...allowed a .095 average with two strikes...did not inherit any runners and first batters faced were 1-for-5 (.200) with a walk...made his debut on Sept. 11 at Houston and tossed a season-high 3.0 innings...allowed one run on one hit, a Martin Maldonado solo home run in the sixth inning...did not walk a batter and struck out two...fanned the first batter he faced, Aledmys Díaz...at the age of 21 years, 346 days, he became the youngest A's pitcher since Brett Anderson on Oct. 1, 2009 (21 years, 242 days)...became the first player born in Peru in ML history...in his second outing, he tossed the final three innings of the A's 6-1 win at Texas on Sept. 15 for his first professional save...at the age of 21 years, 350 days, he became the youngest A's pitcher to save a game since Houston Street on July 8, 2005 (21 years, 340 days)...allowed one run and struck out a season-high four...did not allow a run over his final four games and finished the season with a 7.0-inning scoreless streak...tossed 1.0 inning twice, 2.0 innings twice and 3.0 innings twice...tossed 3.0 scoreless innings of relief in the AL Wild Card game on Oct. 2 against Tampa Bay (1 h, 2 bb, 4 so)...the appearance came two days after his 22nd birthday, making him the second-youngest pitcher in Oakland postseason history...Rich Harden had two outings in 2003, with the youngest coming at 21 years and 305 days...was rated as the A's number one prospect by *Baseball America* following the season.

**MINORS:** Was a non-roster invitee with the A's during the spring and had a 0.93 ERA in four games before he was shut down with a supraspinatus muscle strain...was assigned to Single-A Stockton June 11 and appeared in two games with the Ports and three with Las Vegas before going on the injured list July 4...made one rehab start with the AZL A's Green before he was reinstated from the IL Aug. 10 and sent to Stockton...moved back to Las Vegas Aug. 15...combined to strike out 57 batters in 43.0 minor league innings (11.93 per nine innings)...walked just eight (1.67 per nine innings) for a strikeout-to-walk ratio of 7.13...his opponents batting average broke down to .132 (5-for-38) against left-handed hitters compared to .248 (31-for-125) with all four

of his home runs against right-handers...had a .379 OPS against lefties, .675 against righties...all four of the home runs were solo shots...yielded a .132 average with runners in scoring position...tossed fewer than five innings in nine of his 11 appearances, but logged at least two innings each time...surrendered one run or fewer eight times...had more strikeouts than innings pitched seven times...his only two relief appearances came in his first two outings with Stockton on June 11 against San Jose (3.0 scoreless innings) and June 16 at Modesto (nine strikeouts in 4.0 innings)...was transferred to Las Vegas June 22 and went 1-0 with a 3.65 ERA in three starts before going on the IL July 4 with a Grade 2 latissimus dorsi muscle strain...logged a season-low 2.0 innings in his rehab start with the A's Green squad in the Arizona Rookie League on Aug. 5 against the White Sox...was sent to Stockton for one start on Aug. 10 against Rancho Cucamonga and pitched 3.0 scoreless and hitless innings while striking out seven...returned to Las Vegas Aug. 15 and allowed a season-high five runs on a season-high six hits in 3.1 innings for his only loss that day against Albuquerque...then went 0-0 with a 1.17 ERA over his final three regular season starts...walked a season-high three batters Aug. 25 at Tacoma...struck out a season-high 10 batters and did not issue a walk in a season-high 6.0 innings in his final start on Aug. 30 against Tacoma...also had a season-high 93 pitches and a season-high tying six hits but yielded just one run and had a no decision in a 4-2 loss...also started Game 3 of the Pacific Coast League Conference Championship Series against Sacramento on Sept. 6 and was the winning pitcher in the Aviators 11-4 victory (5.2 ip, 7 h, 1 r, 1 er, 2 bb, 7 so).

## CAREER

**2018**—Made both his Double-A and Triple-A debut in just his second professional season...pitched for three different clubs in the A's farm system and combined for a 10-5 record and a 2.88 ERA in 23 starts with Single-A Stockton, Double-A Midland and Triple-A Nashville...struck out 129 batters in 109.1 innings, an average of 10.62 per nine innings...walked 30 for a strikeout-to-walk ratio of 4.3...surrendered just seven home runs (0.58 per nine innings)...ranked third in the A's farm system in ERA, tied for third in wins and fourth in strikeouts...was named a MiLB.com organization All-Star...allowed a .220 opponents batting average, including .213 against right-handed hitters compared to .250 against left-handers...surrendered six of his seven home runs to righties...yielded a .208 average with runners in scoring position...began the season at Stockton and was 2-1 with a 1.23 ERA in three starts when he was promoted to Midland on April 23...spent most of the season with the RockHounds, going 7-3 with a 2.29 ERA and .204 opponents batting average in 16 starts...the ERA was the lowest in the Texas League during his time at Double-A (April 23-Aug. 1)...also ranked second in opponents batting average, third in wins and fifth in strikeouts (86)...was named to the TL Midseason and Postseason All-Star teams...was promoted to Nashville Aug. 2 and was 1-1 with a 7.31 ERA in four starts with the Sounds...his teams were 14-9 (.609) in his starting assignments...tossed five innings or fewer in all but one start...allowed one run or fewer 16 times and three hits or fewer 14 times...walked one batter or fewer 15 times and had more strikeouts than innings pitched 14 times...struck out a season-high 10 batters in 5.0 innings in his second start on April 11 against Rancho Cucamonga...followed that with 5.0 scoreless and hitless innings April 17 at Modesto before being promoted to Midland April 23...made his Double-A debut April 24 at Corpus Christi and allowed two runs on three hits and a walk in 5.0 innings in a no decision...allowed one run or fewer in 10 consecutive starts from June 6 to Aug. 6 (includes one start with Nashville)...yielded just four runs total over that span and went 6-1 with a 0.53 ERA and .180 opponents batting average...won each of his final six decisions during that streak...allowed three hits or fewer in eight consecutive starts from June 6 to July 19 (19-for-140, .136)...had a 28.0-inning scoreless streak from June 17 to July 25...tossed a season-high 6.0 scoreless innings and allowed just three hits and one walk while matching his season high with 10 strikeouts on July 9 at Springfield...it was his only outing longer than five innings...started for the World Team in the All-Star Futures game in Washington, DC on July 15 (2.0 ip, 3 h, 1 r, 1 er, 0 bb, 2 so)...was promoted to Nashville Aug. 2 and tossed 5.0 scoreless innings for the win in his first start on Aug. 6 against Sacramento...was named the A's number one prospect by *Baseball America* following the season...was listed number seven on *Baseball America's* Top 100 Prospects listed and number 14 by MLB.com.

**2017**—Pitched for three different teams in two organizations in his professional debut and was a combined 2-1 with a 1.66 ERA and .216 opponents batting average in 12 games, including 11 starts...struck out 48 batters in 43.1 innings (9.97 strikeouts per nine innings) and walked just



five (1.04 per nine innings)...yielded two home runs...his opponents batting average broke down to .190 against left-handed hitters compared to .225 against right-handers...yielded a .262 average with the bases empty, .143 with runners on...opponents hit .171 with runners in scoring position...had a 0.82 ERA in the first inning and did not allow a run in the second inning (12.0 ip)... began the season with the Nationals affiliate in the Gulf Coast Rookie League and went 1-0 with a 1.32 ERA in three starts...made his professional debut June 28 against the Marlins (4.0 ip, 4 h, 1 r, 1 er, 0 bb, 7 so)...was credited with his first win July 10 against the Astros when he allowed one run on four hits in a season-high 5.0 innings...was traded to the Oakland A's with pitcher Blake Treinen and minor league infielder Sheldon Neuse for pitchers Sean Doolittle and Ryan Madson on July 16 and was assigned to the A's affiliate in the Arizona Rookie League...went 0-1 with a 1.54 ERA in four games, including three starts...was promoted to Vermont of the Short Season New York-Penn League Aug. 9 and was 1-0 with a 2.00 ERA in five starts with the Lake Monsters... allowed three runs in his first start but just two over his final four (1.20 ERA)...started and won Game 2 of the New York-Penn League Semifinals in the Lake Monsters two-game sweep of Hudson Valley...tossed 5.0 scoreless innings and allowed one hit and one walk while striking out five...was rated as the A's fifth-best prospect by *Baseball America* following the season.

**2016**—Did not pitch after undergoing “Tommy John” surgery while in high school.

## PERSONAL/MISCELLANEOUS

Jesús G. Luzardo was originally signed by Washington scout Alex Morales...graduated from Stoneman Douglas (FL) High School...went 4-0 with a 0.66 ERA in four starts as a senior in 2016 before undergoing “Tommy John” ligament replacement surgery on March 22, 2016...the surgery was performed by Dr. James Andrews.

### LIFETIME PITCHING RECORD

Year	Club	W	L	ERA	G	GS	CG	SHO	SV	IP	H	R	ER	HR	HB	BB	IBB	SO	WP	BK
2016	GCL Nationals																			
2017	GCL Nationals	1	0	1.32	3	3	0	0	0	13.2	14	2	2	1	0	0	0	15	2	1
	AZL Athletics	0	1	1.54	4	3	0	0	0	11.2	9	2	2	0	1	1	0	13	1	0
	Vermont	1	0	2.00	5	5	0	0	0	18.0	12	5	4	1	2	4	0	20	0	0
2018	Stockton	2	1	1.23	3	3	0	0	0	14.2	6	2	2	0	0	5	0	25	0	0
	Midland	7	3	2.29	16	16	0	0	0	78.2	58	22	20	5	3	18	0	86	2	2
	Nashville	1	1	7.31	4	4	0	0	0	16.0	25	13	13	2	1	7	0	18	1	1
2019	AZL A's Green	0	0	0.00	1	1	0	0	0	2.0	1	0	0	0	0	0	0	5	0	0
	Stockton	1	0	0.90	3	1	0	0	0	10.0	6	1	1	1	0	0	0	18	1	0
	Las Vegas	1	1	3.19	7	7	0	0	0	31.0	29	12	11	3	0	8	0	34	3	0
	OAKLAND	0	0	1.50	6	0	0	0	2	12.0	5	2	2	1	1	3	0	16	2	0
	Major League Totals	0	0	1.50	6	0	0	0	2	12.0	5	2	2	1	1	3	0	16	2	0
	Minor League Totals	14	7	2.53	46	43	0	0	0	195.2	160	59	55	13	7	43	0	234	10	4

### CAREER TRANSACTIONS

**2016** — Selected by the Washington Nationals organization in the 3rd round of the First-Year Player Draft.

**2017** — Traded to the Oakland Athletics with pitcher Blake Treinen and minor league infielder Sheldon Neuse for pitchers Sean Doolittle and Ryan Madson, July 16.

### WILD CARD RECORD

Year	Club/Opp.	W	L	ERA	G	GS	CG	SHO	SV	IP	H	R	ER	HR	HB	BB	IBB	SO	WP	BK
2019	OAK vs. TB	0	0	0.00	1	0	0	0	0	3.0	1	0	0	0	0	2	0	4	0	0

### LUZARDO'S CAREER BESTS

**Low Hit Complete Game:** None

**Innings Pitched:** 3.0 (twice), last: September 15, 2019 at Texas. (Note: Also had 3.0 on October 2, 2019 in the ALWC vs. Tampa Bay)

**Strikeouts:** 4, September 15, 2019 at Texas. (Note: Also had four on October 2, 2019 in the ALWC vs. Tampa Bay)

**Pitches:** 47, September 15, 2019 at Texas

**Longest Winning Streak:** None

**Longest Losing Streak:** None

**Longest Scoreless Streak:** 7.0, September 15, 2019 to present

**INFIELDER****Height/Weight:** 5-11 / 185**Bats/Throws:** Left / Right**Birthdate:** September 25, 1993**Opening Day Age:** 26**Birthplace/Resides:** Humacao, Puerto Rico / San Lorenzo, Puerto Rico**Major League Service:** None**Obtained:** Acquired from Philadelphia for cash considerations, December 12, 2019**Contract Status:** First year of a one-year contract through 2020**CAREER HIGHLIGHTS**

Was selected by the Chicago Cubs in the 10th round of the 2015 draft and spent five seasons in the Cubs organization before he was drafted by Philadelphia in the 2019 Rule 5 Draft and immediately traded to Oakland...is a .265 career hitter with 25 home runs and 206 RBI in 451 games in the minors...has played every position as a minor leaguer, including 153 at second base, 120 at third base, 82 at shortstop, 50 at first base, six in left field, two at pitcher and one each at catcher, center field and right field.

**2019 HIGHLIGHTS**

Spent most of the season at Double-A Tennessee in the Chicago Cubs organization, batting .294 with six home runs, 61 RBI and 63 walks (.403 on-base percentage) in 117 games...also had two stints with Iowa, going 8-for-25 (.320) in 12 games...combined for a .295 average, seven home runs, 65 RBI and 69 walks (.390 on-base percentage) in 129 games overall...had career highs in on-base percentage (.390), OPS (.802), hits (132), doubles (27), triples (2), extra base hits (36), walks, stolen bases (8), hit by pitches (5), intentional walks (10), sacrifice flies (7), games and at bats (447)...led the Cubs farm system in walks, tied for second in hits, tied for third in doubles and RBI, ranked fifth in total bases (184) and seventh in extra base hits...his on-base percentage was the best among Cubs full-season minor leaguers and his batting average ranked second...led the Southern League in on-base percentage (.386), tied for the lead in walks (63), tied for third in hits (124), ranked fifth in doubles (26), sixth in batting (.294) and 10th in RBI (61) and OPS (.789)...was named to the SL Midseason All-Star team...batted .302 (93-for-308) with six of his seven home runs against right-handed pitching compared to .281 (39-for-139) against left-handers...had a .375 batting average with runners in scoring position, including .383 with RISP and two outs...was 5-for-8 (.625) with three doubles and a home run with the bases loaded...hit six of his seven home runs in his home ballparks...batted .320 at home with Tennessee...had a .328 average during the day...started 45 games at shortstop, 43 at second base, 23 at third base, six at first base and one at catcher...made eight errors at shortstop (.949 fielding percentage), three at third base (.940), three at second base (.984) and one at first base (.984)...also played one game at each outfield position, all in one game on Aug. 30 when he played every position except pitcher...went 2-for-9 (.222) in two games at designated hitter and was 1-for-3 (.333) as a pinch hitter...hit in every spot in the order except sixth...saw most of his time batting second (47 games), third (39 games) and fifth (24 games)...played for Caguas in the Puerto Rican Winter League following the season and batted .333 with 10 RBI in 28 games.

**MINORS:** Began the year at Tennessee and hit safely in each of his first four games (4-for-13, .308) before he was transferred to Iowa April 11...went 6-for-19 (.316) with four walks in 10 games before he was sent back to Tennessee April 26...struck out just once in 75 plate appearances over a 19-game stretch from April 28 to May 18...was batting .250 over his first 10 games with the Smokies through May 1...then hit .405 (34-for-84) over a 22-game span from May 2-26 to boost his Double-A average to a season-high .366...was a perfect 4-for-4 with a walk, two doubles, a triple and three RBI May 17 at Jackson...had another four hit game May 22 against Pensacola...was named SL Player of the Week for the week of May 20-26 after going 10-for-21 (.476) with six runs, six RBI and four walks in five games...scored a career-high tying three runs May 31 at Biloxi (fifth time)...earned SL Player of the Month honors in May after hitting .369 with 12 doubles, one triple, one home run and 17 RBI in 27 games (.440 on-base percentage, .527 slugging percent-

age, .981 OPS)...had an 11-game hitting streak from June 6-21 (15-for-44, .341)...stole two bases in a game for the first time in his career, June 14 at Pensacola...started at second base for the North in the SL All-Star Game June 18 and went 2-for-5 with a run scored...hit his first career grand slam and collected a season-high four RBI June 25 at Chattanooga...went 15-for-72 (.208) over a 21-game stretch from July 4-27...singled, walked a career-high tying three times and had a sacrifice fly in five plate appearances at Chattanooga on July 30...hit safely in each of his final 14 games with Tennessee from Aug. 16-31, which was his longest hitting streak of the season...went 19-for-53 (.358) with 11 RBI, nine runs and nine walks during the streak...played every position except pitcher Aug. 30 at Mobile...started the game at catcher, his first career appearance behind the plate...then played, in order, one inning at third, short, second, first, left, center and right, before returning to third base in the ninth inning...it was also his first career appearances in center and right...went 2-for-4 with a RBI in the game, a 5-4 Smokies win...was moved up to Iowa Sept. 1 and was 2-for-6 (.333) with a home run and four RBI in two regular season games...then went 8-for-23 (.348) with two doubles, two home runs, two RBI, two walks and two stolen bases in five games for Iowa in the Pacific Coast League Semifinals against Round Rock.

## CAREER

**2018**—Began the year at Single-A Myrtle Beach and was hitting .209 with two home runs and 14 RBI in 33 games when he was moved up to Double-A Tennessee May 16...batted .220 with five home runs and 28 RBI in 79 games with the Smokies and combined for a .217 average, seven home runs and 42 RBI in 112 games overall...added 67 walks for a .343 on-base percentage...ranked third in the Cubs farm system in walks...struck out a career-high 77 times...hit .217 with all seven of his home runs against right-handed pitching, .215 against left-handers...batted .167 with the bases empty, .278 with runners on...hit .316 with runners in scoring position and two outs...combined for a .169 average and six of his seven home runs in his home ballparks...hit .264 on the road...connected for five of his seven home runs after the All-Star Break...batted .132 with a .253 on-base percentage when leading off an inning...started games at all four infield positions (48 at second base, 20 at third base, 12 at first base, five at shortstop) plus one in left field...committed eight errors, including four as a second baseman (.980 fielding percentage)...also hit .269 in 14 games at designated hitter and was 2-for-6 (.333) with a walk and a RBI as a pinch hitter...hit in every spot in the order except clean-up and saw his most action with 32 games batting second and 25 hitting third...had a 16-game reaching base streak from April 12 to May 2...went 18-for-52 (.346) with 20 walks (.434 on-base percentage) during the streak...was 4-for-6 with three RBI April 14 at Down East, his first of two four-hit games...had a season-best six-game hitting streak from April 26 to May 2 (8-for-22, .364)...batted .257 in April but walked 18 times in 22 games to fuel a .416 on-base percentage...went 0-for-4 in his Double-A debut May 17 against Mississippi but then went 17-for-34 (.500) with 10 RBI and eight walks over a 13-game span from May 23 to June 6 to lift his average with Tennessee to .429...was a perfect 4-for-4 with a career-high three doubles July 22 at Biloxi...had his highest single-month batting average in June when he hit .263...hit .314 with two home runs, 14 RBI and 19 walks (.413 on-base percentage) in 34 games for Caguas in the Puerto Rican Winter League.

**2017**—Played for the Cubs two Single-A affiliates at South Bend and Myrtle Beach and combined to hit .303 with 11 home runs and 72 RBI in 117 games...had career highs in batting, slugging (.438), home runs, RBI and runs scored (65)...led the Cubs farm system in hits (130), ranked third in RBI, tied for fifth in runs and sixth in total bases (188)...batted .308 against left-handed pitchers compared to .302 against right-handers...combined for a .253 average in his home ballparks...hit .342 on the road...batted .323 in the seventh inning or later and .315 with runners in scoring position...started 36 games at third base, 26 at second base, 22 at first base, four at shortstop and one in left field...also pitched once...was 3-for-7 (.429) with a walk and three RBI as a pinch hitter...hit in every spot in the order...batted .337 in 41 games in the two spot...batted .368 over his first 10 games...made his second career appearance as a pitcher in the second game of an April 7 doubleheader at West Michigan (1.2 ip, 2 h, 1 r, 1 er, 1 bb, 2 so)...hit his first career home run and drove in a career-high five runs April 26 at Lansing...it snapped a career-opening 102-game homerless streak...went 19-for-44 (.432) with 11 RBI over a 12-game stretch from May 30 to June 11...hit six of his 11 home runs and had 21 RBI over a 15-game stretch from June 29 to July 14...batted .327 in June and then hit .362 in July...went 12-for-22 (.545) with nine runs, a double, two home runs and seven RBI in a four-game series at Daytona July 7-10...that included a

career-high five-hit game on July 9 when he also drove in four runs...hit safely in each of his final seven games at South Bend before he was promoted to Myrtle Beach July 14...hit safely in each of his first four games with the Pelicans for an 11-game hitting streak overall...went 23-for-52 (.442) with 13 runs and 13 RBI during the streak...was 3-for-6 (.500) with a double and a walk in two postseason games.

**2016**—Began the season in extended Spring Training before joining Triple-A Iowa on June 14... had two stints on the DL and also played for Short-Season Single-A Eugene and Single-A South Bend...batted a combined .267 with no home runs and 17 RBI in 49 games...added 23 walks for a .377 on-base percentage...hit .289 against right-handed pitching, .211 against left-handers... batted .364 with a .462 on-base percentage when leading off an inning...started 19 games at second base, 12 at third base, four at shortstop and three in left field...committed five errors, all as a second baseman...also pitched for the first time in his career on July 8 at Colorado Springs (0.1 ip, 2 h, 1 bb)...went 4-for-12 (.333) with five walks over his first nine games with Iowa before going on the disabled list June 28 with a strained right calf...was reinstated July 6, went 1-for-6 in five games, and returned to the DL with the calf injury July 12...was reinstated from the DL and transferred to Eugene July 19...went 6-for-14 (.429) in four games before he was moved up to South Bend July 26...hit .243 with 11 RBI over his final 31 games...then went 2-for-9 (.222) with a triple and two walks in three postseason games.

**2015**—Bounced between Short-Season Single-A Eugene and Single-A South Bend in his professional debut and hit a combined .179 with 10 RBI in 44 games...batted .192 against right-handed pitchers, .120 against left-handers...started 18 games at third base, 17 at shortstop and five at second base...went 1-for-3 in his first game with Eugene on June 25 against Boise...had two doubles July 2 at Hillsboro, was promoted to South Bend July 3, and had two doubles the next day at Bowling Green...returned to Eugene Aug. 14 and was sent back to South Bend Aug. 25 to finish the year.

## PERSONAL/MISCELLANEOUS

Vimael Machin Soto was originally signed by Cubs scout Billy Swoope...attended Puerto Rico's Baseball Academy High School...graduated from Virginia Commonwealth University where he was a three-time all-conference selection...led VCU with a .339 batting average and 53 RBI in 2015.

### LIFETIME PLAYING RECORD


Year	Club	AVG	G	AB	R	H	2B	3B	HR	RBI	SH	SF	HP	BB	SO	SB	CS	OBP	SLG	E
2015	Eugene	.188	11	32	2	6	2	0	0	3	0	2	1	6	1	1		.257	.250	2
	South Bend	.177	33	113	9	20	4	0	0	7	0	1	0	15	20	1	0	.271	.212	4
2016	Iowa	.278	14	18	7	5	0	0	0	1	0	0	7	4	0	1		.480	.278	1
	Eugene	.429	4	14	2	6	0	0	0	5	0	2	0	3	2	2	0	.474	.429	2
2017	South Bend	.243	31	103	11	25	6	0	0	11	2	0	2	13	23	3	0	.339	.301	2
	Myrtle Beach	.274	45	157	19	43	6	0	1	15	0	0	0	16	31	4	2	.341	.331	2
2018	Myrtle Beach	.209	33	110	20	23	6	0	2	14	0	2	1	28	23	1	0	.369	.318	5
	Tennessee	.220	79	250	30	55	10	1	5	28	2	2	3	39	54	2	1	.330	.328	3
2019	Tennessee	.294	117	422	47	124	26	1	6	61	1	7	5	63	57	8	2	.386	.403	13
	Iowa	.320	12	25	7	8	1	1	1	4	0	0	6	5	0	0		.452	.560	2
<b>Minor League Totals</b>		<b>.265</b>	<b>451</b>	<b>1516</b>	<b>200</b>	<b>402</b>	<b>78</b>	<b>4</b>	<b>25</b>	<b>206</b>	<b>11</b>	<b>17</b>	<b>13</b>	<b>215</b>	<b>258</b>	<b>22</b>	<b>9</b>	<b>.358</b>	<b>.371</b>	<b>47</b>

### LIFETIME PITCHING RECORD

Year	Club	W	L	ERA	G	GS	CG	SHO	SV	IP	H	R	ER	HR	HB	BB	IBB	SO	WP	BK
2016	Iowa	0	0	0.00	1	0	0	0	0	0.1	2	0	0	0	0	1	0	0	0	0
2017	South Bend	0	1	5.40	1	0	0	0	0	1.2	2	1	1	0	0	1	0	2	0	0
<b>Minor League Totals</b>		<b>0</b>	<b>1</b>	<b>4.50</b>	<b>2</b>	<b>0</b>	<b>0</b>	<b>0</b>	<b>0</b>	<b>2.0</b>	<b>4</b>	<b>1</b>	<b>1</b>	<b>0</b>	<b>0</b>	<b>2</b>	<b>0</b>	<b>2</b>	<b>0</b>	<b>0</b>

### CAREER TRANSACTIONS

**2011** — Selected by the San Diego Padres organization in the 29th round of the First-Year Player Draft; did not sign. **2015** — Selected by the Chicago Cubs organization in the 10th round of the First-Year Player Draft. **2019** — Selected by the Philadelphia Phillies in the Major League Rule 5 draft, December 12. Traded to the Oakland Athletics for cash considerations, December 12.

**LEFT-HANDED PITCHER****Height/Weight:** 6-5 / 245**Bats/Throws:** Right / Left**Birthdate:** February 1, 1992**Opening Day Age:** 28**Birthplace/Resides:** Valparaiso, Indiana / Phoenix, Arizona**Major League Service:** 3 years, 157 days**Obtained:** Acquired from Kansas City with Aaron Brooks for Ben Zobrist and cash, July 28, 2015**Contract Status:** First year of a one-year contract through 2020**CAREER HIGHLIGHTS**

Made his Major League debut with Oakland in 2016 and is 35-28 with a 3.77 ERA in 86 games, 85 starts, in four seasons with the A's...was originally drafted by Kansas City as a Competitive Balance pick following the first round of the 2013 draft and was dealt to the A's just prior to the 2015 trading deadline in the Ben Zobrist deal...tossed the seventh no-hitter in Oakland history and the 12th in Athletics history on April 21, 2018 against Boston...pitched in the Arizona Fall League in 2015 and started for the East in the AFL Fall Stars Game...led the Carolina League and the Royals farm system with 146 strikeouts in 2014...was rated as the Royals number six prospect by *Baseball America* following the 2013 and number three after 2014...was rated as the A's number two prospect following the 2015 season.

**2019 HIGHLIGHTS**

Began the season on the 60-day injured list as he continued his recovery from Sept. 19, 2018 surgery on his left shoulder...went 3-3 with a 4.71 ERA and .222 opponents batting average in eight rehab starts before he was reinstated from the IL Sept. 1...made five starts with Oakland and was 4-0 with a 1.21 ERA and .160 opponents batting average...the ERA was second lowest in the majors among pitchers with 25 or more innings pitched (Yates SD, 1.19) and fifth lowest in Oakland history...using the same minimum, the batting average was third lowest in the majors and sixth lowest in Oakland history...allowed two runs or fewer in all five starts, including one run or fewer four times, and four hits or fewer four times...struck out 30 batters in 29.2 innings and walked just seven (2.12 per nine innings)...had a .229 opponents on-base percentage and .280 slugging percentage...his opponents batting average broke down to .129 (8-for-62) against right-handed hitters compared to .211 (8-for-38) against left-handers...however, issued six of his seven walks to righties...yielded two of his three home runs to righties and has surrendered 54 of his 62 career homers to right-handers...now has a .216 opponents batting average and .584 OPS in his career against lefties, .252 with a .734 OPS against righties...opponents were 3-for-31 (.097) with runners on base, 0-for-15 with runners in scoring position and 0-for-8 with RISP and two outs...all three of the home runs he allowed were solo shots...did not allow a run in innings one through four (20.0 ip) and opponents were 8-for-63 (.127)...had a 3.72 ERA and .216 opponents average from the fifth inning on...was 2-0 with a 0.50 ERA in three starts during the day, 2-0 with a 2.31 ERA in two starts at night...is now 16-4 with a 3.21 ERA in 32 career day games, 19-24 with a 4.13 ERA in 54 starts at night...yielded a .073 batting average with two strikes...did not allow a hit to the opponent's eight (0-for-9) or nine (0-for-10) hitter...went 4-0 in four starts with three runs of support or more...is now 4-26 in 43 career starts with two runs of support or fewer, 31-2 in 42 starts with support of three runs or more...picked up the win in his only start against an American League Central team and now has an eight-game winning streak against the Central dating back to Aug. 23, 2016...is 9-2 with a 2.39 ERA in 12 career starts vs. AL Central teams.

**OAKLAND:** Made his first start of 2019 at New York (AL) on Sept. 1 and had a no decision in the A's 5-4 loss...it was his first Major League appearance since Aug. 24, 2018 at Minnesota...tossed five scoreless innings and allowed just one hit while walking three...then picked up the win in each of his final four starts to extend his winning streak to a career-high tying five games dating back to Aug. 24, 2018 (also May 20-June 10, 2017)...has a 1.04 ERA and .178 opponents batting average during the winning streak, which spans six starts...his last loss came on Aug. 19, 2018 against Houston...struck out a career-high tying 10 batters in season-high 7.0 innings in his sec-

ond start on Sept. 8 against Detroit and was the winning pitcher in the A's 3-1 victory...it was his third career 10-strikeout game (last: April 21, 2018 vs. Boston)...tossed 6.0 scoreless innings to defeat Texas 6-1 on Sept. 15...finished September with a 4-0 record and a 1.21 ERA in five starts...ranked second in the AL in opponents OPS in September (.509), third in ERA and tied for third in wins...it was the second time he won four games in a month in his career (April 2018)...is now 8-2 with a 1.90 ERA in 13 career starts in September...made his postseason debut with a start in the American League Wild Card Game Oct. 2 against Tampa Bay...was the losing pitcher in the A's 5-1 loss in Oakland (2.0 ip, 4 h, 4 r, 4 er, 5 so)...it matched the second shortest start of his career...surrendered three home runs after yielding two home runs or fewer in each of his 86 career regular season appearances.

**MINORS:** Started his rehab assignment with Single-A Stockton July 8 and was 0-1 with a 9.72 ERA in three starts when he was transferred to Triple-A Las Vegas July 23...went 0-1 with a 6.10 ERA in two starts with the Aviators before his rehab assignment was halted on Aug. 2 due to a strained right oblique...returned to action Aug. 13 and went 3-0 with a 1.53 ERA over his final three starts...was 3-3 with a 4.71 ERA and .222 opponents batting average in eight rehab starts overall...struck out 53 batters in 36.1 innings (13.13 per nine innings) and walked 10 for a strikeout-to-walk ratio of 5.3...his opponents batting average broke down to .214 (9-for-42) against left-handed hitters compared to .226 (21-for-93) with five of his six home runs and eight of his 10 walks against right-handed hitters...allowed a season-high six runs on a season-high seven hits in a season-low 2.1 innings in a 9-6 loss to Visalia in his first start on July 8...also tossed 2.1 innings and took the loss in his next start July 13 at Rancho Cucamonga...logged 3.2 scoreless innings in his final start with the Ports on July 18 against Lancaster...was charged with the loss in his first start with Triple-A Las Vegas on July 24 against El Paso and followed that up with a no decision July 30 against New Orleans...struck out 10 batters in 5.2 innings Aug. 13 at Omaha, his first of two 10-strikeout games...combined with Ben Bracewell and J.B. Wendelken on a two-hit shutout in a 3-0 Las Vegas win at Tacoma in his final start on Aug. 23...tossed a season-high 7.0 innings and struck out a season-high 12 on a season-high 99 pitches.

## CAREER

**2018**—Was 12-9 with a 3.59 ERA and .232 opponents batting average in 27 starts before going on the disabled list Aug. 26 with a shoulder injury...underwent surgery Sept. 19 and missed the remainder of the season...his ERA, opponents batting average, on-base percentage (.278), slugging percentage (.385) and OPS (.663) were the lowest of his three full seasons...also had career lows in strikeouts per nine innings (6.05) and walks per nine innings (1.79) and had a career-high 3.38 strikeout-to-walk ratio...had a career-high 160.2 innings pitched and 21 home runs and matched his best in wins...based on a minimum of 150 innings, he had the fifth-fewest walks per nine innings in the American League, the seventh-lowest on-base percentage and the 10th-lowest OPS...using the same minimum, he had the ninth-fewest walks per nine innings in Oakland history, the 10th-lowest on-base percentage and 10th-best strikeout-to-walk ratio...led the A's in wins, starts, innings, strikeouts (108), hits (141), runs (67), home runs (21) and losses (9)...it marked the second consecutive season, fourth time in Oakland history (also 1996-97) and fifth time in Athletics history (1957) the A's did not have a pitcher with enough innings to qualify for the ERA title...it was just the sixth time in Oakland history the A's did not have a pitcher with at least 30 starts in a non-strike season (1979, 1986, 1996-97, 2017)...his nine losses matched the fewest by a team-leader in a non-strike season in Oakland history and the 27 starts and 108 strikeouts were the fewest by an A's team leader since Steve Karsay had 24 starts and 92 strikeouts in 1997...went 4-2 with a 1.03 ERA and .134 opponents batting average over his first six starts through the end of April, 1-4 with a 7.18 ERA and .295 opponents average in six starts in May, 5-1 with a 3.12 ERA and .231 opponents average over his next 11 starts from June 5 to Aug. 1 and 2-2 with a 5.12 ERA and .316 opponents batting average over his final four starts...his .232 opponents batting average broke down to .231 against right-handed hitters compared to .236 against left-handers...surrendered 19 of his 21 home runs to righties...opponents hit .197 with a .254 on-base percentage and .306 slugging percentage when leading off an inning...had a .193 opponents batting average the first time through the lineup, .255 after that...allowed a .189 batting average with two strikes...held the bottom four hitters in the order to a .174 average...was 6-1 with a 3.44 ERA in 11 starts during the day, 6-8 with a 3.69 ERA in 16 starts at night...received a total of eight runs of support in his nine losses (1.61 RSA)...received two runs of support or

fewer in 14 of his 27 starts and was 2-8 in those games...was 10-1 in his other 13 starts...went 7-3 with a 3.27 ERA in 13 starts on the road and tied for 10th in the AL in road wins...went 3-0 with a 1.78 ERA in four starts against AL Central teams...was 11-5 with a 3.18 ERA and .213 opponents batting average in 20 starts against AL teams compared to 1-4 with a 5.00 ERA and .292 opponents average in seven interleague starts...the interleague starts and losses are the most in Oakland history...averaged 14.8 pitches per inning, which was the lowest mark in the AL among pitchers with 150 or more innings pitched...tied for second in the AL in most sacrifice hits allowed (4), tied for sixth in opponents reaching on an error (8) and tied for 10th in wild pitches (9)...walked two batters or fewer in 24 of his 27 starts...allowed one run in 7.2 innings in his first start on March 30 against Los Angeles (AL) and one run in 8.0 innings in his second start on April 4 against Texas to become the first A's pitcher on an Opening Day roster to start the season with back-to-back outings of seven innings or more and one run or fewer since Steve Karsay in 1994...won three consecutive starts from April 15 to 27 and allowed just two runs (one earned) on six hits over that stretch (0.39 ERA, .078 opponents batting average)...allowed two hits in seven innings at Seattle April 15 and then no-hit Boston on April 21 to become the first A's pitcher with back-to-back starts of seven innings or more and two hits or fewer since Barry Zito (July 9-15, 2005)...shutout the Red Sox 3-0 in the no-hitter...walked two and matched his career high with 10 strikeouts...walked Betts to start the game but then retired 14 straight before Leon reached on a Semien error...set down the next 12 before walking Benintendi with two outs in the ninth...then got Ramirez to hit into a game-ending force out...the no-hitter was his first career complete game...it came in his 59th game and 58th start and his streak of 57 consecutive starts without a complete game was fourth longest in Oakland history...the shutout came in the A's 21st game of the season and it was the earliest nine-inning shutout by an Athletic since Barry Zito on April 18, 2003 vs. Texas, the A's 17th game of the season...it was the seventh no-hitter in Oakland history and the 12th in Athletics history...it was the earliest by date (Catfish Hunter, May 8, 1968 vs. Minnesota) and second earliest by game number (Chief Bender, May 12, 1910 vs. Cleveland, game 18)...it was the 10th no-hitter in Coliseum history (six by A's, four by opponents)...it was the first since Dallas Braden's perfect game on May 9, 2010 vs. Tampa Bay...is the third Oakland pitcher to strikeout 10 or more in a no-hitter (Dave Stewart had 12 and Catfish Hunter had 11)...according to the Elias Sports Bureau, the Red Sox .895 winning percentage entering the game was the highest in Major League history by a team that was no-hit at least five games into the season...the last pitcher to no-hit a team that led the majors in runs per game entering the game was the A's Dave Stewart, who did it against Toronto on June 29, 1990 (also Elias)...was named American League Co-Player of the Week for the week of April 16-22 along with Manny Machado for his efforts...it was his first Player of the Week award...allowed a fourth-inning single to Correa in his first start after the no-hitter on April 27 at Houston, snapping his streak of consecutive hitless innings at an Oakland-record 14.0...broke the previous mark of 13.0 held by John "Blue Moon" Odom from June 1-7, 1968...opponents went 0-for-47 off him during the hitless streak...went 4-1 with a 1.00 ERA and .130 opponents batting average in five starts in April...led the AL in ERA and opponents batting in April and tied for the lead in wins...was named AL Pitcher of the Month in April, his first Pitcher of the Month honor...it was the first time in his career he won four games in a month...his ERA tied for the fourth lowest in any month in Oakland history among pitchers with 30 or more innings pitched...it was the lowest since Cory Lidle had a 0.20 ERA in Aug., 2002...had a .395 OPS and is the fourth pitcher in Oakland history with an OPS under .400 in a month with a minimum of 100 batters faced (.358, Lidle in Aug. 2002; .376, Torrez in Sept. 1976; .390, Ontiveros in June 1987)...then went 1-4 with a 7.18 ERA and .295 opponents batting average in six starts in May...yielded four runs on six hits in a 4-1 loss at Seattle May 3 to snap a season-opening streak where he allowed two runs or fewer and tossed five innings or more in each of his first six starts...that tied for the third-longest such season-opening streak in Oakland history...it was the longest since Dave Stewart had a seven-game streak in 1990...had a four-game winning streak from June 16 to July 15...compiled a 3.25 ERA and .226 opponents batting average over that six-start stretch...was 3-0 with a 2.84 ERA and .202 opponents batting average in five starts in the month of June...singled off Kyle Freeland in the second inning on July 27 at Colorado for his first Major League hit...allowed six runs on nine hits in 4.0 innings for the loss on Aug. 19 against Houston, snapping a 12-game winning streak in day games...it was his first loss during the day since April 9, 2017 at Texas...tossed 5.0 innings without allowing an earned run to win at Minnesota Aug. 24 but it would be his final start of the season...was placed on the disabled list Aug. 26 with left shoulder inflammation...underwent arthroscopic surgery on the shoulder Sept. 19 at

the Cedars-Sinai Kerlan-Jobe Institute in Los Angeles...the surgery, a subacromial decompression, acromioplasty and posterior labral repair, was performed by Dr. Neil ElAttrache.

**2017**—Compiled a 12-10 record and a 4.37 ERA in 29 starts in his second season in the majors...went 1-3 with a 5.52 ERA and .179 opponents batting average over his first six starts, 7-2 with a 2.92 ERA and .246 opponents average over an 11-start span from May 20 to July 16 and 4-5 with a 5.55 ERA and .328 opponents average over his final 12 starts...led the A's in wins, games started, innings pitched (158.2), strikeouts (140), hits (167), walks (55) and hit batters (10)...allowed a .268 opponents batting average, including .227 against left-handed hitters compared to .279 against right-handers...surrendered 16 of his 18 home runs and issued 49 of his 55 walks to righties...had a .593 OPS against lefties, .809 against righties...was 6-1 with a 3.57 ERA and .230 opponents batting average in 11 starts during the day compared to 6-9 with a 4.89 ERA and .292 opponents average in 18 starts at night...tied for sixth in the American League in day wins...was 7-5 with a 3.76 ERA and .229 opponents batting average in 16 starts before the All-Star Break, 5-5 with a 5.23 ERA and .317 opponents average in 13 starts after the break...12 of the 18 home runs he allowed were solo shots...allowed a .160 batting average with two strikes...held the three hitter in the batting order to a .216 batting average but the two hitter batted .377...tied for third in the AL in pickoffs (4), tied for fifth in triples (5) and tied for seventh in unearned runs (11) and hit batters (10)...received no runs of support in four of his 10 losses...struck out a career-high 10 batters in just 5.1 innings in his second start of the season April 9 at Texas...became just the sixth pitcher in Oakland history to strike out 10 or more in fewer than six innings, the first since Rich Harden on Sept. 5, 2011 against Kansas City (10 so in 5.0 ip)...tossed 5.0 hitless innings in his next start April 15 against Houston but walked a career-high five batters and yielded two runs...is just the second A's pitcher since at least 1908 to toss five or more hitless innings and allow a run (Chris Codiroli, June 27, 1986 against Chicago)...became the first MLB pitcher since at least 1908 with the following pitching line: 5.0 ip, 0 h, 2 r, 1 er, 5 bb, 6 so...left with a 5-2 lead but ended up with a no decision as the bullpen allowed eight runs over the final three innings for the blown save and loss in a 10-6 decision...it was the first of three times the bullpen blew a save in one of his starts (July 22 at NYM, July 27 at Toronto)...allowed five hits in 6.0 innings April 21 against Seattle to extend his season-opening streak of consecutive starts with five innings or more and five hits or fewer to four...that matched the second-longest such streak in Oakland history and was the longest since Chad Gaudin also had a four-game streak in 2007...left his start on April 26 at Los Angeles (AL) after just 2.0 innings with tightness in his left shoulder...was 1-2 with a 5.18 ERA in five starts when he was placed on the 10-day disabled list April 30 retroactive to April 27 with a strained left shoulder...made one start on a rehab assignment with Triple-A Nashville May 9 against El Paso and was reinstated May 15...walked a career-high tying five batters but yielded just two hits in 5.0 innings that day in a 6-5 loss to Seattle...defeated Boston May 20 to start a career-high five-game winning streak that spanned five starts through June 10...compiled a 1.97 ERA and .193 opponents batting average during the streak and issued just seven walks in 32.0 innings (1.97 walks per nine innings)...finished May with a 3-1 record, a 2.63 ERA and .167 opponents batting average in four starts...allowed six hits June 10 in the second game of a doubleheader at Tampa Bay...that snapped a streak of 16 consecutive games with five hits or fewer and two innings pitched or more from Aug. 23, 2016 to June 5, 2017...that tied for the third-longest such streak by a Major League pitcher since at least 1913...it is the longest by an AL pitcher...tossed a career-high 116 pitches for his 10th win of the season Sept. 6 against Los Angeles (AL)...allowed a career-high tying 11 hits in 3.2 innings at Boston Sept. 12...was scratched from his scheduled start Sept. 23 against the Rangers with a left upper back strain...returned to make his final start Sept. 28 at Texas and allowed one unearned run in 6.2 innings for the win.

**2016**—Made his Major League debut with the A's following an April 29 promotion and went 7-9 with a 3.86 ERA in 25 games, including 24 starts...ranked second among American League rookies in strikeouts (124), innings pitched (144.2) and games started and tied for fifth in wins...the strikeouts tied for sixth most in Oakland history by a rookie...allowed a .248 opponents batting average and walked 37 batters for a .298 on-base percentage...was 2-4 with a 6.02 ERA and .282 opponents batting average in nine starts when he was placed on the 15-day disabled list June 14 with a left pronator strain...was reinstated June 29 and went 5-5 with a 2.74 ERA and .229 opponents batting average in 16 games, 15 starts, following his return...his ERA following his return from the DL was fifth lowest in the AL...held left-handed hitters to a .180 batting averages...based



on a minimum of 140 innings pitched, the mark against lefties was second lowest in the AL and the lowest in Oakland history (previous: .185, Norris, 1980)...had a .526 OPS against lefties, which was second lowest in the AL and in Oakland history (.504, Norris, 1980)...opponents hit .192 with runners in scoring position, which was third lowest in the AL among pitchers with 140 or more innings pitched...went 4-4 with a 2.67 ERA and .220 opponents batting average in 13 games after the All-Star Break and had the fifth-lowest post-break ERA in the AL...was 5-3 with a 3.02 ERA in 14 games (13 starts) at home and had the fifth-lowest home ERA in the AL...had a 1.59 ERA and .210 opponents batting average over innings one through three...among pitchers with 20 or more innings, he had the lowest first inning ERA in the majors (1.13) and the fourth-lowest second inning ERA (1.44)...his first inning ERA was third lowest in Oakland history using the 20 inning minimum...in four no decisions with support of one run or fewer, he had scoreless outings of 8.0 innings, 7.0 and 6.0 and one outing where he allowed one run in 7.0 innings...tied for eighth in the AL with three pickoffs...was selected from Nashville April 29 and made his ML debut that day against Houston after just 42 minor league appearances, all starts, in three professional seasons...had a no decision in the A's 7-4 win, allowing four runs on four hits and four walks in 5.0 innings...struck out Carlos Correa to end the first inning for his first big league strikeout...allowed four runs in each of his first three starts games to become just the second pitcher in Oakland history to allow at least four runs in each of his first three ML appearances (Vida Blue, July 20-Aug. 3, 1969)...was credited with his first Major League win in the A's 3-1 victory over Texas May 16 in Oakland when he allowed a run on four hits in 6.2 innings...left his outing on June 13 against Texas after 4.1 innings with a left pronator muscle strain and was placed on the 15-day disabled the next day...made his first career relief appearance July 17 against Toronto...entered the game to start the second inning in relief of Andrew Triggs, who left the game with a left shin contusion...Triggs relieved Rich Hill who left after five pitches with a blister...had been scheduled to start two days later...tossed 5.0 innings, which matched the season-high for an A's reliever...walked Escobar with two outs in the fifth inning on Aug. 2 at Los Angeles to snap a streak of four games, 30.2 innings and 126 batters faced without a walk from July 10 to Aug. 2...the streak of 30.2 innings without a walk was the longest single-season streak in Oakland history and fifth longest overall...left his start on Aug. 29 at Houston after 3.1 innings with a strained left rhomboid...would not pitch again until Sept. 14 at Kansas City when he tossed 5.0 scoreless innings for the win...it snapped a career-opening six-game road losing streak, which matched the longest such streak in Oakland history...had a career-high 15.1 inning scoreless streak from Aug. 29 to Sept. 26...went 2-0 with a 1.13 ERA and .181 opponents batting average in his final four starts following his injury...was 2-0 with a 1.50 ERA in three starts with Nashville in his Triple-A debut...ranked second in the Pacific Coast League in ERA, fifth in strikeouts per nine innings (10.50) and tied for fifth in wins at the time of his April 29 promotion...allowed a .232 opponents batting average, including .077 against left-handed hitters.

**2015**—Was acquired by the A's from Kansas City in the Ben Zobrist deal at the trading deadline and went 6-0 with a 1.90 ERA in seven starts with Double-A Midland...began the year in extended spring training with the Royals and combined for a 1-1 record and a 3.69 ERA in seven starts with the Royals affiliate in the Arizona Rookie League, Single-A Wilmington and Double-A Northwest Arkansas...was 7-1 with a 2.66 ERA in 14 starts overall...struck out 90 batters in 74.1 innings (10.90 per nine innings)...allowed a .243 opponents batting average, including .198 against right-handed hitters...his teams were 10-4 (.714) in his starting assignments, including 7-0 with Midland...made one start with the Royals affiliate in the Arizona Rookie League on June 24...was transferred to Single-A Wilmington June 29 and went 1-0 with a 3.66 ERA in four starts with the Blue Rocks...was transferred to Northwest Arkansas July 17 where he went 0-1 with a 5.14 ERA in two starts before he was traded to the A's with Aaron Brooks for Ben Zobrist and cash considerations, July 28...his six wins with Midland were the most in the Texas League following the trade...did not allow a run in three of his final four regular season starts, going 4-0 with a 1.13 ERA...tossed a season-high 7.0 scoreless innings in his first outing with Midland July 31 against Corpus Christi...allowed just three hits, did not walk a batter and struck out nine to earn Texas League Pitcher of the Week honors for the week of July 27 to Aug. 2...struck out a season-high 13 and did not walk a batter while tossing 6.0 scoreless innings in his final regular season start Sept. 3 at San Antonio and earned TL Pitcher of the Week honors for a second time (Aug. 31-Sept. 7)...went 1-0 with a 1.20 ERA in two postseason starts for the Texas League Champion RockHounds (15.0 ip, 10 h, 4 r, 2 er, 2 bb, 15 so)...the win came in Game 1 of the TL Championship Series against

his former team, Northwest Arkansas...pitched for Mesa in the Arizona Fall League following the season and was named to the AFL Top Prospects Team after going 0-2 with a 3.86 ERA in six starts...led the league in strikeouts (33)...started for the East in the Nov. 7 Fall Stars Game (2.0 ip, 1 bb, 4 so)...was named AFL Pitcher of the Week Nov. 17 for his Nov. 13 start at Scottsdale (ND, 5.0 ip, 2 h, 1 r, 1 er, 1 bb, 9 so)...was rated as the A's second-best prospect by *Baseball America* following the season.

**2014**—Spent his first professional season with Single-A Wilmington and went 7-8 with a 3.11 ERA in 25 starts...led the Carolina League and the Royals farm system with 146 strikeouts...also ranked third in the CL in opponents batting average (.228), fourth in ERA and tied for fifth in games started (25)...surrendered just five home runs in 121.2 innings, an average of 0.37 per nine innings...went 5-3 with a 1.96 ERA, .180 opponents average and one home run allowed in 13 starts in the second half of the season...finished the season with a 71.1-inning, 280-batter homerless streak...compiled a 1.59 ERA in five starts in July but had just one decision, a win...then went 4-1 with a 1.37 ERA in six starts in August...struck out 44 batters in 39.1 innings and held the opposition to a .173 batting average...fired a seven-inning complete game two-hit shutout Aug. 13 against Frederick...earned CL Pitcher of the Week honors the final week of the season (Aug. 25-Sept. 1) after striking out a season-high 12 batters while tossing 7.0 shutout innings in a 2-0 win over Potomac Aug. 29 (3 h, 0 bb)...was rated as the number three prospect in the Royals minor league system following the season by *Baseball America*.

**2013**—Was drafted by the Royals as a Competitive Balance pick following the first round of the 2013 draft but did not pitch after undergoing hip surgery following his college season...was rated as the Royals sixth-best prospect following the season by *Baseball America*.

## PERSONAL/MISCELLANEOUS

Sean Anthony Manaea was originally signed by Royals scout Jason Bryans...graduated from Andean High School in Merrillville, Ind. in 2010...attended Indiana State University...earned Second Team All-Missouri Valley Conference honors as a sophomore and junior...set a school single-season ERA record (1.47) and ranked fourth in the NCAA with 11.4 strikeouts per nine innings in 2013...finished his career with 290 strikeouts in three seasons...named the Top Pitcher and Outstanding Pro Prospect in the Cape Cod League in 2012.

## LIFETIME PITCHING RECORD

Year	Club	W	L	ERA	G	GS	CG	SHO	SV	IP	H	R	ER	HR	HB	BB	IBB	SO	WP	BK
2014	Wilmington	7	8	3.11	25	25	1	1	0	121.2	102	54	42	5	5	54	0	146	4	0
2015	AZL Royals	0	0	1.80	1	1	0	0	0	5.0	2	1	1	1	1	1	0	6	1	0
	Wilmington	1	0	3.66	4	4	0	0	0	19.2	22	12	8	0	1	4	0	22	0	0
	NW Arkansas	0	1	5.14	2	2	0	0	0	7.0	9	5	4	1	1	6	0	11	1	0
	Midland	6	0	1.90	7	7	0	0	0	42.2	34	11	9	3	1	15	0	51	1	0
2016	Nashville	2	0	1.50	3	3	0	0	0	18.0	16	3	3	1	0	4	0	21	1	0
	OAKLAND	7	9	3.86	25	24	0	0	0	144.2	135	65	62	20	4	37	1	124	3	0
	Stockton	0	0	4.91	1	1	0	0	0	3.2	2	2	2	1	0	2	0	3	0	0
	OAKLAND	12	10	4.37	29	29	0	0	0	158.2	167	88	77	18	10	55	1	140	8	0
2017	Nashville	0	0	2.25	1	1	0	0	0	4.0	4	2	1	0	0	1	0	5	0	0
	OAKLAND	12	9	3.59	27	27	1	1	1	160.2	141	67	64	21	8	32	1	108	9	0
	Stockton	0	2	9.72	3	3	0	0	0	8.1	14	11	9	1	0	4	0	10	1	0
2019	Las Vegas	3	1	3.21	5	5	0	0	0	28.0	16	11	10	5	1	6	0	43	1	0
	OAKLAND	4	0	1.21	5	5	0	0	0	29.2	16	4	4	3	2	7	0	30	1	0
<b>Major League Totals</b>		<b>35</b>	<b>28</b>	<b>3.77</b>	<b>86</b>	<b>85</b>	<b>1</b>	<b>1</b>	<b>0</b>	<b>493.2</b>	<b>459</b>	<b>224</b>	<b>207</b>	<b>62</b>	<b>24</b>	<b>131</b>	<b>3</b>	<b>402</b>	<b>21</b>	<b>0</b>

## CAREER TRANSACTIONS

**2013** — Selected by the Kansas City Royals organization as a Competitive Balance pick following the 1st round (34th selection overall) of the First-Year Player Draft. **2015** — Traded to the Oakland Athletics with pitcher Aaron Brooks for infielder/outfielder Ben Zobrist and cash, July 28. **2016** — On the disabled list, June 14 to 28. **2017** — On the disabled list, April 27 to May 14; included rehabilitation assignment to Nashville, May 9 to 14. **2018** — On the disabled list, August 26 to October 1. **2019** — On the injured list, February 13 to August 31, included rehabilitation assignments to Stockton, July 8 to 22, and Las Vegas, July 23 to August 1 and August 13 to 31.

## WILD CARD RECORD

Year	Club/Opp.	W	L	ERA	G	GS	CG	SHO	SV	IP	H	R	ER	HR	HB	BB	IBB	SO	WP	BK
2019	OAK vs. TB	0	1	18.00	1	1	0	0	0	2.0	4	4	4	3	0	0	0	5	0	0

## MANAEA'S CAREER BESTS

**Low Hit Complete Game:** 0, April 21, 2018 vs. Boston

**Innings Pitched:** 9.0, April 21, 2018 vs. Boston

**Strikeouts:** 10 (three times), September 8, 2019 vs. Detroit; April 21, 2018 vs. Boston; April 9, 2017 at Texas

**Pitches:** 116, September 6, 2017 vs. Los Angeles (AL)

**Longest Winning Streak:** 5 (twice), last: August 24, 2018 to present

**Longest Losing Streak:** 3 (twice), last: August 1 to 18, 2017

**Longest Scoreless Streak:** 15.1, August 29 to September 26, 2016

## A'S PITCHERS CAREER HITTING

PITCHER	AVG	AB	R	H	2B	3B	HR	RBI	SH	SF	HP	BB	SO	SB	CS
Bassitt	.000	6	0	0	0	0	0	0	1	0	0	0	3	0	0
Blackburn	.000	5	0	0	0	0	0	0	0	0	0	0	2	0	0
Fiers	.081	86	1	7	0	0	0	2	18	0	0	2	45	0	0
Gossett	.200	5	1	1	0	0	0	0	2	0	0	0	4	0	0
Hendriks	.000	2	0	0	0	0	0	0	0	0	0	1	1	0	0
Manaea	.100	10	0	1	0	0	0	0	1	0	0	1	3	0	0
McFarland	.067	15	0	1	0	0	0	0	3	0	0	0	12	0	0
Mengden	.154	13	2	2	0	0	0	1	1	0	0	1	6	0	0
Montas	.000	6	0	0	0	0	0	0	0	0	0	1	5	0	0
Petit	.050	119	6	6	0	0	0	3	7	0	0	3	49	0	0



**INFIELDER**

**Height/Weight:** 6-0 / 182

**Birthdate:** June 23, 1995

**Birthplace/Resides:** Santo Domingo Oeste, Dominican Republic / Santo Domingo Oeste, Dominican Republic

**Major League Service:** None

**Obtained:** Acquired from the New York Yankees with Dustin Fowler and minor leaguer James Kaprielian for Sonny Gray and \$1.5 million international bonus slot cash, July 31, 2017

**Contract Status:** First year of a one-year contract through 2020

**Bats/Throws:** Right / Right

**Opening Day Age:** 24

**CAREER HIGHLIGHTS**

Was signed by the New York Yankees organization as a non-drafted free agent out of the Dominican Republic in 2012 and was traded to the Oakland A's organization in the Sonny Gray deal at the 2017 trading deadline...is a .267 (751-for-2818) career hitter with 131 doubles, 76 triples, 52 home runs and 302 RBI in 702 games in eight professional seasons...also has 283 career stolen bases...has played 552 games at shortstop, 66 at second base and 29 in center field...led minor league baseball in stolen bases in 2015 (82)...also led the minors in triples in 2018 (16) and 2019 (14) and tied for the lead in 2017 (18)...has led his league in stolen bases three times (2016, 2015, 2013)...was a *Baseball America* Double-A All-Star in 2017...named to the World Team in the 2016 Futures Game and the American League Team in 2019...was tabbed by *Baseball America* as the A's No. 3 prospect following the 2017 season, No. 9 following the 2018 season and No. 8 following 2019...was the Yankees No. 4 prospect after 2016, No. 1 following 2015 and No. 3 following 2014.

**2019 HIGHLIGHTS**

Spent the entire season at Triple-A for the season consecutive year and batted .289 with 29 doubles, 14 triples, 19 home runs and 78 RBI in 119 games with Las Vegas...had career highs in batting, slugging (.504), OPS (.834), runs (95), hits (154), home runs, RBI, extra base hits (62) and strikeouts (145) and matched his high in at bats (532)...stole just 24 bases, which was his fewest since 2014 (had 11 in 15 games)...however, it was his fifth consecutive season with 20 or more steals...led the minors in triples for the second consecutive season and now has 48 triples over the last three years...set a Las Vegas franchise record for triples in a season...tied for second in the Pacific Coast League in hits, ranked fifth in total bases (268), eighth in stolen bases and tied for ninth in runs and extra base hits...was also second in caught stealing (11)...led the A's farm system in triples, tied for second in hits, ranked third in stolen bases, extra base hits and total bases, fourth in runs, fifth in RBI, tied for fifth in doubles and home runs, sixth in batting and slugging and seventh in OPS (.834)...was named to the PCL Midseason All-Star team and also played for the American League squad in the Futures Game...was honored with the Mayors Trophy at Las Vegas in voting by fans...batted .338 with 11 triples and a .951 OPS over his first 60 games through June 10...then hit .237 with three triples and a .710 OPS over his final 59 contests...his batting average broke down to .303 (40-for-132) against left-handed pitchers compared to .285 (114-for-400) against right-handers...hit .310 with runners in scoring position, but that dropped to .220 with RISP and two outs...was 9-for-18 (.500) with the bases loaded...11 of his 19 home runs came with runners on base...started 99 games at shortstop and 14 at second base...committed 20 errors at short (.957 fielding percentage) and one at second (.984)...batted .302 as a shortstop, .222 as a second baseman and .231 in six games as the designated hitter...hit .273 with a .316 on-base percentage and 18 stolen bases in 80 games batting leadoff...had a .347 batting average with eight home runs and 27 RBI in 27 games batting third...hit .197 with 10 RBI and 18 walks in 37 games for Toro Del Este in the Dominican Winter League following the season...was rated as the A's number eighth prospect by *Baseball America*.

**LAS VEGAS:** Reached base safely in each of his first 23 games, or the entire month of April...hit .352 with a .397 on-base percentage six doubles, six triples, a home run and 16 RBI...collected his first of three four-hit games April 11 against Sacramento to start a season-high 15-game hitting streak that ran through April 27 (26-for-69, .377)...had his first of two two-steal games on April 13 against Fresno...his second also came against the Grizzlies on May 6...drove in a season-high

four runs May 2 at Reno to start a 10-game hitting streak from May 2 to 11...went 16-for-48 (.333) with 11 runs scored and 14 RBI during the streak...scored a run in nine consecutive games from May 3 to 11 (11 runs total)...matched his season-high with a 15-game hitting streak from May 24 to June 8 (27-for-72, .375)...batted .315 with six home runs and 25 RBI in 28 games in May...had an extra base hit in seven consecutive games from June 1 to 8 (three doubles, two triples, three home runs)...had his second four-hit game of the season June 10 against San Antonio...hit safely in 10 consecutive games from June 13 to 24 but batted just .269 during the streak...went 1-for-6 with a career-high five strikeouts June 21 against Sacramento...matched his high for strikeouts July 20 at Salt Lake...batted .160 over a 17-game stretch from June 25 to July 20...went 1-for-2 as a defensive replacement for the AL team in the Futures Game on July 7 at Washington...then started at shortstop for the PCL in the Triple-A All-Star Game on July 10 and went 2-for-3 with a triple and two RBI...scored a career-high tying four runs in back-to-back games on July 26 and 27 at El Paso...went 4-for-6 with his lone two-homer game of the season on the 26th and 2-for-2 with a career-high tying four walks on the 27th...the two-homer game was the fourth of his career...was placed on the injured list Aug. 5 with a sprained left ankle...was reinstated Aug. 15 and hit .256 over his final 19 games...went 2-for-14 (.143) with a run, double, walk and stolen base in four postseason games for the Aviators.

## CAREER

**2018**—Spent the entire season at Nashville in his Triple-A debut and batted .230 with three home runs and 45 RBI in a career-high 131 games...the batting average was a career-low as was his .353 slugging percentage and .280 on-base percentage...had 16 triples, which were the most in the A's farm system and three more than any other player in all of the minor leagues...they matched the most by an A's minor league over the last 19 years (Jermaine Mitchell, 2011)...ranked fifth in the Pacific Coast League and tied for second in the A's farm system with 25 stolen bases...however, was caught stealing 10 times, which tied for the most in the PCL...led the A's farm system in triples and tied for the lead in stolen bases...batted .246 against left-handed pitchers compared to .224 with all three of his home runs against right-handers...hit .259 with all three of his home runs at home, .196 on the road...was 6-for-14 (.429) with a double, triple and 15 RBI with the bases loaded...appeared in 123 games at shortstop and four at second base...led PCL shortstops in games, total chances (509), assists (340) and errors (23), ranked second in double plays (72) and third in putouts (146)...did not commit an error in 18 total chances at second...also went 1-for-15 (.067) in five games at designated hitter...hit in every spot in the order except third and fourth...saw his most action with 71 games batting ninth...was the Sounds Opening Day starter at shortstop on April 5 at New Orleans and went 2-for-5 with a season-high three RBI...also committed a season-high three errors...had his first of three two-steal games April 14 against Omaha (also June 24 against Round Rock and July 17 against Omaha)...had his first of two four-hit games May 3 at Colorado Springs...two of the hits were home runs and he drove in a season-high tying three runs...had his first of four six-game hitting streaks from May 21 to 27 (7-for-20, .350)...matched his season-high by hitting safely in six consecutive games from June 11 to 17...went 10-for-22 (.455) with eight RBI during the streak...hit the game-winning two-run home run in the 10th inning of an 8-6 win on June 15 at El Paso...it was his third and final home run of the season...finished the year with a 71-game, 252-at bat homerless streak...went 9-for-22 (.364) with three triples during a six-game hitting streak from June 22-27...hit .271 in June, which was his best single-month average of 2018...was successful in each of his final 12 stolen base attempts beginning July 2...had a season-best 23-game errorless streak from July 5 to Aug. 1...had a season-high tying six-game hitting streak from July 20 to 26...hit .478 (11-for-23) with two doubles and three triples during the streak...went 4-for-5 with two triples and a season-high tying three RBI July 24 at Las Vegas...was rated as the A's ninth-best prospect by *Baseball America* following the season...played for Toros del Este in the Dominican Winter League and hit .169 with six RBI and 10 walks (.300 on-base percentage) in 25 games.

**2017**—Played for three different teams in two different organizations and combined to hit .267 with 30 doubles, 18 triples, 12 home runs and 57 RBI in 129 games...also stole 52 bases...tied for the lead in all of the minor leagues in triples (Franchy Cordero, El Paso) and was one of 11 minor leaguers to reach double figures in doubles, triples, home runs and stolen bases...also tied for second in the minors in stolen bases behind Wes Rogers (70 with Lancaster) and tied for seventh in at bats (532)...grounded into just one double play in 532 at bats...ranked third in the

Florida State League in triples (8) and fourth in stolen bases (28) despite spending less than three months with Single-A Tampa...was named to the FSL Midseason All-Star team...tied for the Texas League lead in triples (7) despite spending just one month with Double-A Midland...combined to hit .296 with 14 doubles, 10 triples, eight home runs, 46 RBI and 24 stolen bases in 60 games with his two Double-A teams (Trenton and Midland) and was named a *Baseball America* Double-A All-Star...had career highs in doubles, triples and at bats...batted .338 against left-handed pitching compared to .242 against right-handers...hit .329 in 16 day games and was successful in all 13 of his stolen bases attempts...appeared in 89 games at shortstop, including all 30 of his games with Midland...committed 19 errors for a .952 fielding percentage...also appeared in 29 games in center field (one error) and eight games at second base (two errors)...batted leadoff 124 times and hit third three times (all with Tampa)...grounded into his only double play of the season in the second game of an April 13 doubleheader against Bradenton...finished the season with a 121-game streak without a GIDP...stole 13 bases in April, which tied for the most in all of the minor leagues...collected his first of two two-homer games May 12 at Clearwater (also Sept. 4 at Frisco)...laced two triples in the second game of a May 25 doubleheader at Jupiter...started at shortstop and batted leadoff for the North All-Stars in the Florida State League All-Star Game on June 17 at Lakeland and went 0-for-2...stole a season-high four bases in his final game with Tampa on June 25 against Dunedin...was leading the FSL in triples (8) and stolen bases (28) and was batting .240 in 69 games when he was promoted to Double-A Trenton June 27...batted .300 in 30 games with the Thunder from June 27 through June 30...tied for first in the Eastern League in triples over that span (3), ranked second in stolen bases (11) and runs (26) and tied for third in extra base hits (16)...was named EL Batter of the Week in his first week at Double-A (June 26-July 2) after going 12-for-23 (.522) with nine runs, three triples, a home run, 10 RBI, five walks and two stolen bases in six games...reached base safely in each of his first 23 games with the Thunder through July 23, hitting .344 with a .425 on-base percentage...reached base safely in each of his final eight games with Tampa for a 31-game reaching base streak overall...walked a season-high four times in five plate appearances June 28 against Richmond...drove in four runs July 1 at New Hampshire and then had a grand slam and a season-high five RBI the next day against the Fisher Cats...tripled in three straight games, July 1-2...stole the 200th base of his minor league career July 14 at Hartford...hit his second grand slam July 26 against Hartford...was traded to the A's with Dustin Fowler and James Kaprielian for Sonny Gray and international bonus money July 31 and was assigned to Midland...went on to bat .292 in 30 games with the RockHounds...joined the club on Aug. 1 and from that point until the end of the season, led the Texas League in runs (25), triples (7), stolen bases (13), extra base hits (16) and total bases (71)...logged his second two-triple game of the season Aug. 29 against San Antonio...went 4-for-5 and scored a season-high four runs Sept. 1 against San Antonio...went 8-for-43 (.186) with seven runs scored, four RBI, three walks and three stolen bases in 10 postseason games for the Texas League Champion RockHounds...played for Toros del Este in the Dominican Winter League following the season and hit .217 with three doubles, two triples, three home runs and eight RBI in 30 games...was a perfect 10-for-10 in stolen bases...was named the A's number three prospect by *Baseball America* following the season.

**2016**—Spent the entire season with Single-A Tampa, hitting .254 with 16 doubles, nine triples, eight home runs, 47 RBI and 36 stolen bases in 113 games as the team's primary leadoff hitter...led all Yankees minor leaguers in stolen bases...led the Florida State League in stolen bases and tied for second in triples...was selected to the FSL Mid-Season All-Star team and the 2016 MLB All-Star Futures Game (did not participate)...hit .351 with runners in scoring position...batted .337 with 18 runs, three doubles, three triples, two home runs and 17 RBI in 21 games in April...after the season, played for the Toros del Este of the Dominican Winter League, batting .167 with eight runs, one double, one triple, two RBI and five stolen bases in 20 games...following the season, was tabbed by *Baseball America* as the Yankees No. 4 prospect, as well as the organization's "Fastest Baserunner" and "Best Athlete"...was also named by the publication as the Florida State League's "Fastest Baserunner" and "Best Infield Arm"...was named an Organization All-Star by MiLB.com

**2015**—Combined with Single-A Charleston and Single-A Tampa to hit .278 in 117 games...ranked second in the organization in triples (11)...led all minor leaguers in stolen bases (82)...was 82-for-99 (82.8%) in stolen base attempts, finishing 11 stolen bases ahead of minor league runner-up

Yefri Pérez (71)...had 18 multi-steal games, including four games with four stolen bases...began the season with Charleston, batting .268 with a league-high 71 stolen bases in 96 games...was promoted to Tampa on Aug. 5 and went 4-for-6 with two steals in his debut that day at Brevard County...was named Florida State League Player of the Week for the period from Aug. 10-16 after hitting .435 with four runs, three doubles, one triple, four RBI and three stolen bases in five games...following the season, was ranked by *Baseball America* as the Yankees No. 1 prospect, as well as the organization's "Fastest Baserunner," "Best Athlete" and "Best Defensive Infielder" and possessing the "Best Infield Arm."

**2014**—In 15 games with the Gulf Coast League Yankees 1, batted .276 with 14 runs, five doubles, a triple and RBI...had a .354 on-base percentage and .397 slugging percentage...was 11-for-12 (91.7%) in stolen base attempts...made 12 starts at shortstop and committed one error in 59 total chances (.983 fielding percentage)...following the season, was ranked by *Baseball America* as the Yankees No. 3 prospect.

**2013**—Spent the season with the Dominican Summer League Yankees 1, hitting .287 with seven home runs and 26 RBI in 64 games...had a .378 on-base percentage and .450 slugging percentage...stole a DSL-high 49 bases in 59 attempts (83.1%)...batted .430 during an 18-game hitting streak from July 8-30...hit for the cycle July 12 at the DSL Nationals.

**2012**—Made his professional debut with the Dominican Summer League Yankees 2, batting .255 with a home run and eight RBI in 14 games...had a .382 on-base percentage and .382 slugging percentage.

## PERSONAL/MISCELLANEOUS

Jose Mateo.

### LIFETIME PLAYING RECORD

Year	Club	AVG.	G	AB	R	H	2B	3B	HR	RBI	SH	SF	HP	BB	SO	SB	CS	OBP	SLG	E
2012	DSL Yankees2	.255	14	55	15	14	2	1	1	8	1	1	0	12	11	4	1	.382	.382	2
2013	DSL Yankees1	.287	64	258	50	74	9	6	7	26	0	2	5	34	52	49	10	.378	.450	19
2014	GCL Yankees1	.276	15	58	14	16	5	1	0	1	0	0	0	7	17	11	1	.354	.397	1
2015	Charleston	.268	96	365	51	98	18	8	2	33	4	1	3	36	80	71	15	.338	.378	24
	Tampa	.321	21	84	15	27	5	3	0	7	0	0	0	7	18	11	2	.374	.452	6
2016	Tampa	.254	113	464	65	118	16	9	8	47	3	4	3	33	108	36	15	.306	.379	18
2017	Tampa	.240	69	275	39	66	16	8	4	11	2	1	3	16	79	28	3	.288	.400	10
	Trenton	.300	30	120	26	36	9	3	4	26	1	2	2	15	32	11	7	.381	.525	5
	Midland	.292	30	137	25	40	5	7	4	20	0	1	0	9	33	13	3	.333	.518	7
2018	Nashville	.230	131	470	50	108	17	16	3	45	2	4	5	29	139	25	10	.280	.353	23
2019	Las Vegas	.289	119	532	95	154	29	14	19	78	0	1	4	29	145	24	11	.330	.504	21
<b>Minor League Totals</b>		<b>.267</b>	<b>702</b>	<b>2818</b>	<b>445</b>	<b>751</b>	<b>131</b>	<b>76</b>	<b>52</b>	<b>302</b>	<b>13</b>	<b>17</b>	<b>25</b>	<b>227</b>	<b>714</b>	<b>283</b>	<b>78</b>	<b>.325</b>	<b>.422</b>	<b>136</b>

### CAREER TRANSACTIONS

**2012** — Signed by the New York Yankees organization as a non-drafted free agent, January 28. **2017** — Traded to the Oakland Athletics with outfielder Dustin Fowler and minor league pitcher James Kaprielian for pitcher Sonny Gray and \$1.5 million international bonus slot cash, July 31.

**LEFT-HANDED PITCHER****Height/Weight:** 6-3 / 200**Bats/Throws:** Left / Left**Birthdate:** June 8, 1989**Opening Day Age:** 30**Birthplace/Resides:** Palos Park, Illinois / Chicago, Illinois**Major League Service:** 5 years, 164 days**Obtained:** Claimed off waivers from Arizona, November 4, 2019**Contract Status:** First year of a one-year contract through 2020**CAREER HIGHLIGHTS**

Has spent seven seasons in the majors with Baltimore (2013-16) and Arizona (2017-19) and is 18-14 with a save and a 4.07 ERA in 262 career appearances, including three starts...was originally drafted by Cleveland out of high school in the 4th round of the 2007 First-Year player Draft and was selected by the Orioles in the Rule 5 draft following the 2012 season...tossed a career-high 74.2 innings in his rookie season of 2013...was signed by the Diamondback to a minor league contract after he was released by Baltimore in the spring of 2017...played for Phoenix in the Arizona Fall League in 2011.

**2019 HIGHLIGHTS**

Had no decisions and a 4.82 ERA in a career-high 51 relief appearances with Arizona...did not have a save opportunity...since the save became a stat in 1969, he is one of three pitchers to appear in 50 or more games with no wins, losses or save opportunities...joins Aaron Loup (TOR/PHI) in 2018 and Sam Freeman (TEX) in 2015...had nine holds, which were two shy of his career total of 11 entering the season...ranked third among National League relievers in ground-ball percentage (61.1) and fourth in ground balls (116)...allowed a .316 opponents batting average, including .292 (35-for-120) against left-handed hitters compared to .343 (36-for-105) against right-handers...yielded a .317 average with runners in scoring position...opponents hit .393 with five of his six home runs with no outs, .289 with one out and .246 with two outs...his career splits are .322/.287/.254...first batters faced were 15-for-49 (.306) but he walked just two (.333 on-base percentage)...allowed 12-of-32 (37.5%) inherited runners to score...logged a 6.37 ERA in 19 games before the All-Star Break...then had a 3.08 ERA in 32 appearances after the break...had a 2.70 ERA in 18 outings on one day of rest or fewer, a 6.00 ERA on two days rest or more...compiled a 6.04 ERA at home compared to 3.58 on the road...posted a 7.39 ERA in 27 games against NL West competition compared to 1.48 ERA in 24 games against all other teams...opponents were successful in 2-of-7 (28.6%) stolen base attempts and the five caught stealings tied the A's Ryan Buchter for the most in the majors among relievers...had a career-high and team-leading three pickoffs...had a first-pitch strike percentage of 56.5 and his 22.1% swing-and-miss percentage was a career high...went 0-for-3 with three strikeouts as a hitter...tossed two innings or more in eight of his first 14 appearances through June 21 but just once in 37 games after that.

**ARIZONA:** Began the season on the injured list with an inflamed left shoulder...was assigned to Triple-A Reno April 18 on a rehab assignment and logged a 4.50 ERA (4.0 ip, 3 h, 2 r, 2 er, 1 bb, 7 so) in three games before he was reinstated from the IL April 29...tossed a season-high 3.0 innings May 30 at Colorado, allowing a season-high three runs on six hits...matched his season high by pitching 3.0 innings June 21 against San Francisco...that gave him 25.1 innings over his first 14 appearances...would log just 30.2 innings over his final 37 games...had a 7.47 ERA in 10 games in June, which put his season ERA at 6.37...then posted a 1.80 ERA and .200 opponents batting average in nine appearances in July...did not allow a run in 13 of 15 appearances from July 2 to Aug. 13 for a 1.13 ERA and .196 opponents batting average...however, allowed 6-of-14 (42.9%) inherited runners to score...struck out a career-high six batters in 2.2 innings July 23 against Baltimore, a season-high for a D-backs reliever...had a season-best 6.0-inning scoreless streak from Aug. 3 to 13...allowed eight runs over a three-game stretch from Aug. 16 to 20, including Aug. 17 against San Francisco when he yielded a career-high tying seven hits and a season-high tying three runs in 1.2 innings...then did not allow a run in 13 of his final 15 appearances beginning



Aug. 23...had a 2.35 ERA over that span but opponents hit .344...did not surrender a run over his final seven appearances (3.1 ip) but faced just one batter in five of those outings...did not strike out a batter in nine appearances in September (4.0 ip).

## CAREER

**2018**—Spent the entire season with Arizona and was 2-2 with a save and a 2.00 ERA in 47 relief appearances...had career lows in ERA, WHIP (1.19), opponents batting average (.239), opponents on-base percentage (.296), opponents slugging percentage (.336) and opponents OPS (.631)...ranked among National League relievers in ground balls (2nd, 153), ground ball percentage (3rd, 68.3), ground ball-to-fly ball ratio (3rd, 4.50) and ERA (4th, 2.00)...was on the 10-day disabled list with a strained left neck from July 12-23 and did not pitch after Sept. 8 due to inflammation surrounding a bone spur in his left elbow...his 59.2 innings at the All-Star break were the most by a D-backs reliever all-time ahead of Byung-Hyun Kim (58.1 IP in 2001)...recorded his first career save June 22 at Pittsburgh.

**2017**—Was released by Baltimore on Feb. 24 and signed a minor league contract with Arizona March 2...started the year at Triple-A Reno and did not allow a run in seven games and 11.0 innings before he was selected by the Diamondbacks April 27...went 4-5 with a 5.33 ERA and 29 strikeouts in 43 appearances in his first season with the D-backs...led all National League relievers in ground-ball percentage (69.8) and finished second in ground ball-to-fly ball ratio (4.88)...limited lefties to a .222 average and a .548 OPS...was on the disabled list from May 10 to 21 with a left ankle contusion.

**2016**—Started the season with Baltimore, appearing in eight games out of the bullpen for the Orioles before being optioned to Norfolk...had six stints with the Orioles: April 4-May 6, May 7 (G2), June 1-18, June 25 (G2), June 28-30 and Aug. 26-28...tossed his season-long outing as an Oriole on April 22 at Kansas City, working 5.0 innings in relief, not allowing a run on three hits...induced two ground ball double plays in back-to-back appearances, June 17 and 25, tossing 2.0 scoreless innings in both...twice used as the 26th player for game two of a doubleheader (May 7 and June 25)...placed on the 15-day disabled list on June 30 with left knee inflammation (retroactive to June 29) and was reinstated on Aug. 26...made five rehab appearances (four starts) across three different levels; GCL Orioles (one game), High Single-A Frederick (two games), and Double-A Bowie (two games), tossing 8.1 innings and allowing six earned runs...appeared in eight games (four starts) for Triple-A Norfolk, going 1-1 with a 4.44 ERA with seven walks and 11 strikeouts...appeared in four games for the Tides after being optioned May 7 from Baltimore and compiled a 1.69 ERA...in his first game with Norfolk on May 10 vs. Charlotte, he started and worked 5.1 shut-out innings, allowing five hits with one walk and two strikeouts...tossed his longest outing of the season on May 15 vs. Buffalo, working 7.2 innings...pitched in three games out of the bullpen for Norfolk after being optioned Aug. 29 from Baltimore.

**2015**—Made 16 multi-inning relief appearances with the Orioles...tossed a season-high 4.0 innings on Oct. 1 vs. Toronto...finished second among American League relievers in ground ball percentage (65.7) and third in ground ball/fly ball ratio (4.48)...had five stints with the Orioles: May 8-24, June 3-14, June 24-25, June 28 (G2) and Aug. 4-end of season...went 2-3 with a 2.91 ERA and a save over 16 games (nine starts) with Triple-A Norfolk...allowed one run or fewer in six of those nine starts...allowed one earned run over his last four appearances (all in relief) with Norfolk prior to being recalled on Aug. 4, posting a 1.13 ERA in that span...retired 21 of his 30 first batters faced and stranded 14-of-15 inherited runners.

**2014**—Posted a 2.68 ERA in 36 relief outings...pitched one inning or more in 30 of his 36 appearances out of the bullpen...struck out 2.62 batters per walk, the best mark of his career...made one start on July 1 vs. Texas, earning his first career win as a starter (5.0 ip, 2 er)...posted a 0.57 ERA in eight games in June...went 1-0 with a 2.01 ERA in 17 games after the All-Star break...pitched to a 0.79 ERA in his final 10 outings of the season, beginning Aug. 16.

**2013**—Spent the season with the Orioles, making 38 appearances (one start)...made his Major League debut on April 6 vs. Minnesota by tossing 3.1 scoreless innings (1 h, 5 so)...posted a 2.92 ERA in his first 12 appearances, April 6-May 28...recorded his first ML win on June 13 vs. Boston...

made his first career start on June 28 vs. New York (AL), taking a no-decision (2.2 ip, 7 h, 3 er, 1 bb, 4 so)...pitched to a 2.53 ERA in six July games...suffered his first ML loss on Aug. 13 at Arizona (Goldschmidt walk-off home run)...in his final eight games, posted a 0.90 ERA...posted a 33-to-5 strikeout-to-walk ratio against left-handers...pitched for Caribes De Anzoategui in the Venezuelan Winter League and went 1-2 with a 2.97 ERA in eight games, including seven starts.

**2012**—Split the season between Double-A Akron and Triple-A Columbus and led all Cleveland farmhands with 16 wins...went 8-2 with a 2.69 ERA in 10 starts with the Aeros to start the season...began the year 8-1 with a 1.79 ERA in his first nine starts before allowing seven earned runs over 5.0 innings in his final Aeros start on May 25...went 5.0 or more innings in nine of his 10 Double-A starts, including 7.0 innings on four occasions...made his first appearance with Columbus on May 31, tossing 5.2 scoreless innings...went 4-1 with a 3.43 ERA in six starts in August.

**2011**—Started the year at Single-A Kinston but was moved up to Double-A Akron April 20...tied for second in the Eastern League in complete games (2) and tied for fourth in starts (25)...pitched for Phoenix in the Arizona Fall League following the season and was 3-0 with a 3.18 ERA in eight games, including seven starts.

**2010**—Finished third among all Indians farmhands in wins (11)...tied for second in the Carolina League in wins (11) and ranked fourth in ERA (3.13)...named to Carolina League Midseason All-Star team and started for the CL in the All-Star Game against the California League (2.0 ip, 1 h, 1 r, 0 er, 0 bb, 2 so)...made one postseason start at Winston-Salem and took the loss (5.1 ip, 6 h, 3 r, 1 er, 0 bb, 6 so).

**2009**—Spent the season with Single-A Lake County, leading the club in wins (9), finishing second in starts (23) and innings (120.2) and third in strikeouts (85).

**2008**—Began his professional career with the Gulf Coast League Indians, leading the club in innings (55.0), finishing second in starts (10) and third in strikeouts (38).

## PERSONAL/MISCELLANEOUS

Timothy J. McFarland was originally signed by Cleveland scout Mike Soper...graduated from Amos Alonso Stagg (IL) High School...earned his Bachelor of Science in Business Management in June 2018 as well as a certificate in Financial Planning from the University of Phoenix after 11 years of school.

## LIFETIME PITCHING RECORD

Year	Club	W	L	ERA	G	GS	CG	SHO	SV	IP	H	R	ER	HR	HB	BB	IBB	SO	WP	BK
2008	GCL Indians	3	4	5.07	12	10	0	0	0	55.0	70	38	31	3	4	15	0	38	12	0
2009	Lake County	9	4	3.58	25	23	0	0	1	120.2	128	58	48	6	3	42	0	85	10	1
2010	Kinston	11	5	3.13	24	19	1	0	0	126.2	121	50	44	9	4	40	0	92	6	1
	Akron	0	0	11.25	1	1	0	0	0	4.0	9	6	5	1	0	2	0	5	0	0
2011	Kinston	0	1	2.25	2	2	0	0	0	12.0	9	5	3	2	0	1	0	12	0	0
	Akron	9	9	3.87	25	25	2	0	0	137.1	140	73	59	9	7	50	0	103	12	3
2012	Akron	8	2	2.69	10	10	1	0	0	60.1	61	18	18	1	3	12	0	41	1	0
	Columbus	8	6	4.82	17	17	1	1	0	102.2	112	55	55	9	1	33	0	55	5	0
2013	BALTIMORE	4	1	4.22	38	1	0	0	0	74.2	83	37	35	7	0	28	5	58	2	0
2014	Norfolk	0	1	3.75	5	5	0	0	0	24.0	21	11	10	0	4	8	0	25	1	1
	BALTIMORE	4	2	2.76	37	1	0	0	0	58.2	70	22	18	2	4	13	2	34	0	0
	Aberdeen	1	0	0.00	1	0	0	0	0	1.0	0	0	0	0	0	1	0	2	0	0
2015	Norfolk	2	3	2.91	16	9	0	0	1	52.2	42	20	17	0	0	14	0	31	1	0
	BALTIMORE	2	2	4.91	30	0	0	0	0	40.1	52	26	22	4	0	18	5	26	3	0
2016	BALTIMORE	2	2	6.93	16	0	0	0	0	24.2	33	19	19	3	2	10	2	7	1	0
	Norfolk	1	1	4.44	8	4	0	0	0	26.1	33	13	13	3	2	7	0	11	3	0
	GCL Orioles	0	0	0.00	1	1	0	0	0	3.0	0	0	0	0	0	1	0	1	0	0
	Frederick	0	0	19.29	2	2	0	0	0	2.1	7	5	5	2	0	1	0	4	0	0
	Bowie	0	1	3.00	2	1	0	0	0	3.0	4	3	1	1	0	0	0	3	0	0
2017	Reno	0	0	0.00	7	0	0	0	1	11.0	6	0	0	0	0	4	0	9	0	0
	ARIZONA	4	5	5.33	43	1	0	0	0	54.0	65	42	32	4	2	17	6	29	2	0
2018	ARIZONA	2	2	2.00	47	0	0	0	1	72.0	64	18	16	4	0	22	3	42	2	0
2019	Reno	0	0	4.50	3	0	0	0	0	4.0	3	2	2	1	0	1	0	7	0	0
	ARIZONA	0	0	4.82	51	0	0	0	0	56.0	71	35	30	6	1	20	5	35	1	0
<b>Major League Totals</b>		<b>18</b>	<b>14</b>	<b>4.07</b>	<b>262</b>	<b>3</b>	<b>0</b>	<b>0</b>	<b>1</b>	<b>380.1</b>	<b>438</b>	<b>199</b>	<b>172</b>	<b>30</b>	<b>9</b>	<b>128</b>	<b>28</b>	<b>231</b>	<b>11</b>	<b>0</b>

## CAREER TRANSACTIONS

**2007** — Selected by the Cleveland Indians organization in the 4th round of the First-Year Player Draft. **2012** — Selected by the Baltimore Orioles in the Rule 5 Draft, December 6. **2014** — On the bereavement list, July 28 to 30. **2016** — On the disabled list, June 29 to August 25; included rehabilitation assignments to GCL Orioles, August 9 to 14, Frederick, August 15 to 21, and Bowie, August 22 to 25. **2017** — Released, February 24; signed by the Arizona Diamondbacks to a minor league contract, March 2. On the disabled list, May 10 to 20. Elected free agency (contract non-tender), December 1; re-signed by Arizona, December 6. **2018** — On the disabled list, July 12 to 22. **2019** — On the injured list, March 25 to April 29; included rehabilitation assignment to Reno, April 18 to 29. Claimed off waivers by the Oakland Athletics, November 4.

## MCFARLAND'S CAREER BESTS

**Low Hit Complete Game:** None  
**Innings Pitched:** 5.0 (twice), last: April 22, 2016 at Kansas City.  
**Strikeouts:** 6, July 23, 2019 vs. Baltimore  
**Pitches:** 77, April 29, 2018 at Washington  
**Longest Winning Streak:** 4, June 25, 2016 to May 31, 2017  
**Longest Losing Streak:** 4, July 19 to August 20, 2017  
**Longest Scoreless Streak:** 13.1, May 4 to 28, 2018

**RIGHT-HANDED PITCHER****Height/Weight:** 6-1 / 215**Bats/Throws:** Right / Right**Birthdate:** February 19, 1993**Opening Day Age:** 27**Birthplace/Resides:** Houston, Texas / Houston, Texas**Major League Service:** 2 years, 88 days**Obtained:** Acquired from Houston with Jacob Nottingham for Scott Kazmir, July 23, 2015**Contract Status:** First year of a one-year contract through 2020**CAREER HIGHLIGHTS**

Has spent parts of each of the last four seasons in the majors, all with Oakland, and is 17-19 with a 4.68 ERA in 56 games, including 47 starts...is 30-14 with a 3.14 ERA (138 er in 395.1 ip) in 82 games, including 69 starts, in six seasons in the minors...was originally selected by Houston in the fourth round of the 2014 draft and was traded to the A's organization July 23, 2015 in the Scott Kazmir deal...did not pitch above Single-A over his first two seasons but made his Double-A, Triple-A and Major League debuts in 2016...led the A's farm system in ERA (1.46) and tied for second in wins (10) in 2016.

**2019 HIGHLIGHTS**

Was 5-2 with a save and a 4.83 ERA in 13 games, including nine starts, over three stints with Oakland...the save was the first of his career but his ERA, opponents batting average (.254), on-base percentage (.331), slugging percentage (.422) and OPS (.753) were his highest over the last three years...struck out 42 and walked 27 for a career-low strikeout-to-walk ratio of 1.56...held right-handed hitters to a .173 (18-for-104) batting average compared to .320 (41-for-128) against left-handers...yielded 17 of his 24 extra base hits and issued 21 of his 27 walks to lefties...had a .514 OPS against right-handers, .940 against left-handers...entered the season with a .248 average and .740 OPS in his career against righties compared to .251 with a .720 OPS against lefties...allowed a .180 average against batters leading off an inning and walked just three for a .219 on-base percentage...now has a .213 average and .246 on-base percentage in that situation in his career...had a .179 opponents average with no outs, .345 with one and .229 with two...was 5-2 with a 4.22 ERA and .712 OPS in his nine starting assignments and 0-0 with a 7.59 ERA and .923 OPS in four relief appearances...two of those appearances came in relief of an opener...the A's were 6-3 (.667) in his starting assignments and 2-2 (.500) when he pitched in relief...over the last two years, Oakland is 17-9 (.654) in his starts and 3-6 (.333) in his relief appearances...is 16-19 with a 4.78 ERA in 47 career starts compared to 1-0 with a 3.86 ERA in nine relief appearances...was 3-0 with a 5.33 ERA in six games on the road, 2-2 with a 4.41 ERA in seven games at home...is now 12-5 with a 4.62 ERA in 25 career outings on the road compared to 5-14 with a 4.73 ERA in 31 appearances in the Coliseum...tossed six scoreless innings for the win in his only interleague start and is 5-3 with a 2.78 ERA in nine career interleague starts...is 12-16 with a 5.16 ERA in 47 games against American League competition...opponents hit .279 with runners in scoring position...had a .299 opponents average and six of his seven home runs over his first 45 pitches in a game, .209 after that...the opponents number three hitter was 2-for-30 (.067) off him...went 0-for-2 as a hitter and is now 2-for-13 (.154) with two runs, one RBI, one walk, six strikeouts and a sacrifice hit in his career.

**OAKLAND:** Was recalled from Las Vegas the first time on May 12 and tossed a season-high 100 pitches in his first start that day against Cleveland...allowed four runs in 5.1 innings for the loss...it snapped a nine-game winning streak in interdivision games and was his first loss against a non-AL West team since May 29, 2017 at Cleveland...then went 1-0 with a 1.76 ERA and .203 opponents batting average over his next three games (two starts)...tossed a season-high 7.0 innings and allowed just one run on three hits and two walks for his first win on May 18 at Detroit...it began a career-high five-game winning streak that spanned eight games, including six starts, from May 18 to July 16...compiled a 3.89 ERA and .244 opponents batting average during the streak...allowed just one run in 4.0 innings in his next start May 24 against Seattle but walked a

career-high tying five and threw 99 pitches in a no decision in a 6-2 A's win...pitched in relief of "opener" Liam Hendriks May 29 against Los Angeles (AL) and struck out a season-high six batters in 4.1 innings...then pitched in relief of "opener" Joakim Soria in the A's 10-9 loss at Los Angeles (AL) on June 5 and allowed a season-high six runs in 2.1 innings...was optioned to Las Vegas the next day after going 1-1 with a 5.09 ERA in three starts and two relief appearances...returned to Oakland June 26 and combined with Petit, Soria and Hendriks on a five-hit shutout in the A's 2-0 win that day at St. Louis...did not walk a batter in three consecutive starts from July 2 to 16...tossed at least five innings in each start and the streak of three consecutive starts with no walks and five or more innings tied for the third-longest such streak in Oakland history...allowed five runs on a season-high eight hits in 5.2 innings July 2 against Minnesota but picked up the win in an 8-6 A's victory...was the winning pitcher in the A's 7-4 win at Seattle July 7, snapping a six-game losing streak against AL West teams...it was his first win against a division foe since Oct. 1, 2017 at Texas...tossed a season-high tying 7.0 innings in a 9-2 win over the Mariners on July 16...walked a career-high tying five batters in 3.1 innings in a no decision at Minnesota on July 21...allowed four runs that day and four more in 5.1 innings July 26 against Texas and was 4-1 with a 4.68 ERA in six starts during his second stint when he was optioned back to the Aviators Aug. 1...went 3-1 despite a 5.74 ERA in five starts in July...it was just the second time he won more than two games in a month (4 in May, 2018)...was recalled by the A's Sept. 9 when Las Vegas' season ended and pitched twice in September, both times in relief (4.50 ERA)...recorded his first Major League save Sept. 10 at Houston when he tossed the final three innings of the A's 21-7 win (4 h, 2 r, 2 er, 2 bb, 1 so)...added a scoreless inning of relief in his final outing on Sept. 21 against Texas...was not on the A's roster for the Wild Card game.

**LAS VEGAS:** Was 4-3 with a 4.22 ERA in 13 games, including 10 starts, with Triple-A Las Vegas...the ERA was his highest as a minor leaguer...struck out 61 batters in 64.0 innings (8.58 per nine innings)...allowed a .228 opponents batting average, which broke down to .227 (22-for-97) against left-handed hitters compared to .228 (34-for-149) against right-handers...his career minor league splits are .219 against lefties, .239 against righties...yielded a .186 batting average and .262 on-base percentage to batters leading off an inning...opponents hit .281 with runners in scoring position...was 4-2 with a 3.47 ERA and .210 opponents batting average in nine games before the All-Star Break, 0-1 with a 6.75 ERA and .283 opponents average in four games after the break...is now 18-5 with a 2.47 ERA in 44 career games before the break, 12-9 with a 3.97 ERA in 38 games after the break...was 3-3 with a 3.91 ERA in his 10 starts, 1-0 with a 5.40 ERA in three relief appearances...tossed at least three innings in each of his relief appearances...was the Aviators Opening Day starting pitcher and had a no decision in a 9-8 win at El Paso on April 4...allowed four runs in 5.0 innings and left with a 6-4 lead...made his first relief appearance on April 9 against Sacramento in relief of a rehabbing Chris Bassitt...allowed one unearned run on one hit in 6.0 innings of relief and struck out a season-high nine for the win...that began a three-game winning streak where he went 3-0 with a 2.37 ERA and .149 opponents batting average over a three-start stretch from April 9-20...tossed a season-high 100 pitches and allowed five runs on seven hits in 6.0 innings April 15 against Fresno but still picked up the win...logged a season-high 7.0 scoreless innings and yielded just two hits in an 11-0 win at Fresno April 20...had his three-game winning streak snapped April 26 against El Paso when he had season highs in runs (6) and hits (8) and a season low in innings pitched (3.0) in an 8-6 loss...was 3-2 with a 2.77 ERA in seven games (six starts) when the A's called for the first time on May 12...was sent back to Las Vegas June 6 and started and won June 10 against San Antonio...pitched in relief for the second time June 16 at Memphis in a game started by "opener" Brian Schmitter and allowed five runs on five hits in 4.1 innings...returned to Oakland a second time June 26 but was back with Aviators following an Aug. 1 option...went 0-1 with a 6.75 ERA in four games, three starts, in August...matched his season low in innings pitched (3.0) in a start on Aug. 4 against Oklahoma City and a relief appearance Aug. 16 against Albuquerque...made one postseason start for Las Vegas and had a no decision in Game 1 of the Pacific Coast League Semifinals on Sept. 4 at Sacramento, a 9-3 Aviators win (4.1 ip, 5 h, 2 r, 2 er, 1 bb, 6 so).

## CAREER

**2018**—Was in the A's Opening Day starting rotation but was optioned to Triple-A Nashville following a mid-season stint on the disabled list before returning to Oakland in late August, working primarily as a long man in "opener" games...went 7-6 with a 4.05 ERA and .234 opponents

batting average in 22 games, including 17 starts...struck out just 72 batters in 115.2 innings and his average of 5.60 strikeouts per nine innings was second lowest in the American League (Colon, TEX 4.98)...walked just 26 (2.02 per nine innings)...went 6-6 with a 4.50 ERA in his 17 starting assignments and was 1-0 with a 1.83 ERA in his five relief appearances...did not allow a run in three of his five relief appearances and tossed at least four innings four times...surrendered just one home run in 19.2 innings of relief...allowed 15 of his 58 runs in the first inning for a 7.94 ERA and .343 opponents batting average...had a 3.38 ERA and .213 opponents average from the second inning on...had five home runs in the first inning, 13 after that...had a .285 opponents batting average and nine of his 18 home runs the first time through the lineup, .151 the second time and .281 after that...was 0-6 with a 6.70 ERA and .287 opponents batting average in 11 games against American League West competition, 7-0 with a 2.04 ERA and .188 opponents average in 11 games against all other teams...his opponents batting average broke down to .221 against left-handed hitters compared to .244 against right-handers...issued 20 of his 26 walks to righties...held the opposition to a .185 batting average leading off an inning and issued just three walks for a .211 on-base percentage...the on-base percentage was the lowest in the majors among pitchers with 100 or more innings and the batting average was fourth lowest in the AL...yielded a .293 average with runners in scoring position...13 of the 18 home runs he allowed were solo shots...was 3-4 with a 3.60 ERA in 13 games at home, 4-2 with a 4.87 ERA in nine games on the road...entered the season with a 6.43 career ERA in Oakland, 4.12 on the road...went 2-0 with a 1.93 ERA in two interleague starts...tied for second among AL pitchers in sacrifice hits allowed (4) and tied for sixth in opponents reaching base on an error (8)...the A's won each of his five no decisions as a starter and were 11-6 (.647) in his starting assignments...went 1-for-3 (.333) with a RBI and a strikeout as a hitter...was in the A's starting rotation to begin the season and lost each of his first two starts...then went 6-2 with a 2.27 ERA over his next 10 starts from April 11 to May 31...picked up his first win on April 11 at Los Angeles (NL)...allowed a run in the first inning, snapping a 23.0-inning road scoreless streak...that fell two short of the Oakland record of 25.0 set by Gene Nelson (Aug. 21, 1989-April 25, 1990) and matched by Dennis Eckersley (June 5, 1990-April 16, 1991)...defeated Chicago (AL) on April 16 for his first career win in the Coliseum...it snapped a career-opening 10-game home losing streak, which is the longest career-opening home losing streak by an A's pitcher since Bobby Hasty lost 11 straight from Sept. 11, 1919 to Aug. 11, 1921...it is the second-longest home losing streak in Oakland history and fell three short of the record of 14 set by Matt Keough from July 14, 1978 to Aug. 8, 1979...went 4-1 with a 1.51 ERA and .181 opponents average in six starts in May...was one of four American League pitchers to win four games in May, had the second-lowest ERA to the Astros Justin Verlander (0.86) and ranked fifth in opponents batting...had never won more than two games in a month in his career...the ERA was the lowest in a single month in his career and it was the second-lowest May ERA by an Oakland pitcher over the last 30 years (Barry Zito, 1.32 in 2006)...allowed six runs, four of which scored on solo home runs...opponents went 4-for-25 (.160) with runners in scoring position...won four consecutive starts from May 15 to 31, compiling a 1.20 ERA and .171 opponents batting average...had a career-high and A's season-high 25.0 inning scoreless streak during the winning streak...tossed 7.0 scoreless innings of two-hit ball May 20 at Toronto followed by a two-hit shutout in a 3-0 win on May 26 against Arizona...is just the second A's pitcher since at least 1908 with back-to-back scoreless outings of seven innings or more and two hits or fewer...the other is Bobby Witt from June 23-28, 1994...the complete game against the Diamondbacks was the second of his career...did not walk a batter and struck out five...his first complete game was also a two-hit, no-walk shutout (Sept. 15, 2017 at Philadelphia) and he joins Catfish Hunter and George Earnshaw as the only three A's pitchers since at least 1908 with two career two-hit, no-walk shutouts...walked two batters May 31 against Tampa Bay, ending a season-opening streak of 11 starts with one walk or fewer...that was the longest season-opening streak by an Athletics starting pitcher since at least 1908...had a streak of 12 consecutive starts with one walk or fewer dating back to last year, which was third longest by an A's starter since at least 1908 (excludes starters who pitched in relief in between)...allowed a career-high four home runs in an 8-2 loss at Texas June 6...left his start on June 23 at Chicago (AL) after two innings with a sprained right foot...it was the shortest outing of his career as a starter...was placed on the disabled list June 27 retroactive to June 24 with the foot injury...made two rehab starts with Triple-A Nashville before he was reinstated from the DL and optioned to Nashville July 14...was replaced by Oakland Aug. 27 and made five of his final six appearances in relief...was 1-0 with a 2.52 ERA and .180 opponents batting average over that stretch...made his first career relief appearance Aug. 27 at Houston...

entered the game to start the fourth inning with the A's trailing 5-4 and tossed 4.0 scoreless innings...pitched 4.2 scoreless innings in relief of Liam Hendriks (1.0 ip) on Sept. 4 against New York (AL) and allowed just one hit...that was the longest relief appearance by an Athletic in 2018 until his next appearance on Sept. 12 at Baltimore when he logged 5.0 scoreless and hitless innings while walking one in relief of Hendriks (1.0 ip)...it matched the longest hitless outing by a reliever in Oakland history (Zach Neal, Sept. 30, 2016 at Seattle)...made a start in his final outing of the season, allowing three runs on four hits in 5.1 innings in a no decision at Seattle Sept. 24...was 4-1 with a 2.98 ERA in nine games, including eight starts, with Nashville...surrendered just two home runs in 45.1 innings, an average of 0.40 per nine innings...walked one batter or fewer in each of his nine appearances and issued seven free passes total, an average of 1.39 per nine innings...struck out 34 for a strikeout-to-walk ratio of 4.86...allowed a .231 opponents batting average, including .204 against right-handed hitters compared to .279 against left-handers...walked just one batter to lead off an inning and opponents hit .222 with a .255 on-base percentage and .289 slugging percentage...yielded a .202 average with the bases empty compared to .291 with runners on...opponents hit .303 with runners in scoring position, including .353 with RISP and two outs...went 3-0 with a 1.54 ERA in four games at Nashville, 1-1 with a 4.50 ERA in five starts on the road...was assigned to Nashville on a rehab assignment July 6 and pitched twice before he was reinstated from the Oakland disabled list July 14 and optioned to Nashville...went 3-0 with a 2.63 ERA over his final seven starts...tossed a minor league season-high 7.0 innings in back-to-back starts July 19 against Omaha and July 25 at Las Vegas...struck out a minor league season-high eight batters in a 6-4 win over Sacramento Aug. 5...picked up his final win Aug. 18 at Colorado Springs...did not allow a run over his final two starts on Aug. 16 against Round Rock (6.0 ip) and Aug. 21 at Round Rock (4.0 ip) but had a no decision in each start.

**2017**—Combined to make just 18 starts between the majors and minors due to two stints on the disabled list...went 3-2 with a 3.14 ERA and .229 opponents batting average in seven starts over two stints with Oakland...was also 2-4 with a 4.17 ERA in nine starts with Triple-A Nashville and 0-0 with a 0.00 ERA in two starts with the A's affiliate in the Arizona Rookie League...walked just nine batters in 43.0 innings (1.88 per nine innings) with the A's for a .268 on-base percentage...his opponents batting average included a .187 mark against right-handed hitters compared to .268 against left-handers...went 3-1 with a 1.71 ERA in four starts on the road...allowed a .176 opponents batting average with runners in scoring position...had a .179 opponents average the first time through the lineup, .257 after that...had a 0.64 ERA in innings one and two, a 4.34 ERA from the third inning on...tied for fifth in the American League in complete games (1)...began the season on Oakland's 10-day disabled list after fracturing his medial tibial sesamoid bone while throwing a bullpen at home Jan. 31...had surgery on his right foot Feb. 8 at Houston Methodist Hospital...the surgery, which involved a sesamoidectomy, was performed by Dr. Kevin Varner...made three rehab starts before he was reinstated from the DL and optioned to Nashville May 20...was recalled for the first time May 29 and went 0-1 with a 10.13 ERA in two starts before he was optioned back to Nashville June 3...returned to Oakland Sept. 5 when the Sounds season concluded and went 3-1 with a 1.54 ERA in five starts...including 2-1 with a 1.93 ERA in September...ranked fifth in the AL in ERA in September...tossed his first career complete game and the A's only complete game of the season, a two-hit shutout in a 4-0 win at Philadelphia Sept. 15...did not walk a batter to become the 14th pitcher in Oakland history to allow two hits or fewer in a shutout and not walk a batter...struck out seven while tossing a career-high 118 pitches...tossed seven scoreless innings in his next start Sept. 20 at Detroit for the first winning streak of his career...it was his first career victory in 10 starts during the day...did not walk a batter and joins Catfish Hunter (Sept. 5-9, 1974) and Bartolo Colon (May 26-31, 2013) as the only A's pitchers since at least 1913 with back-to-back games of seven or more innings and no runs or walks...did not allow a run in the first three innings of his next start Sept. 26 against Seattle for an A's season-high 19.0-inning scoreless streak...tossed seven scoreless innings to defeat the Rangers in the final game of the season Oct. 1 at Texas...finished the season with a 23.0-inning scoreless streak on the road...combined with Nashville and the A's Arizona Rookie League affiliate for a 2-4 record, a 3.69 ERA and .237 opponents batting average in 11 starts...the batting average broke down to .190 against left-handed hitters compared to .277 against right-handers...surrendered four of his five home runs to righties...yielded a .217 average with runners in scoring position...his first three starts with Nashville were on a rehab assignment from Oakland and he went 1-1 with a 3.38 ERA and .220 opponents batting average...was reinstated from the Oakland disabled

list and optioned to Nashville May 20...made one more start on May 23 against Omaha when he combined with Chris Smith on a three-hit shutout in a 10-0 win...tossed a season-high seven innings and allowed all three of the hits...was promoted to Oakland May 29...was optioned back to Nashville June 3 but did not pitch before going on the disabled list June 9 with a strained right oblique...made two rehab starts with the A's affiliate in the Arizona Rookie League...was reinstated Aug. 14 and went 0-3 with a 6.09 ERA over his final five starts with the Sounds.

**2016**—Made his Major League debut with Oakland in his third professional season after beginning the year with no experience above Single-A...went 2-0 with a 0.78 ERA in four starts with Double-A Midland, 8-2 with a 1.67 ERA in 13 starts with Triple-A Nashville and 2-9 with a 6.50 ERA and .284 opponents batting average in 14 starts over two stints with Oakland...his ERA with the A's was second highest in the majors among pitchers with 70 or more innings pitched...his .182 winning percentage was second lowest in the majors among pitchers with 10 or more decisions and sixth lowest in Oakland history...tied for fourth among American League rookies in games started and ranked 10th in innings pitched (72.0) and strikeouts (71)...went 0-7 with a 6.86 ERA in eight starts at home to become just the third Athletics pitcher since at least 1911 to go 0-7 or worse at home (Tom Sheehan, 0-7 in 1916; Rip Coleman, 0-7 in 1959)...was 0-6 with a 4.50 ERA in six starts during the day and is the first A's pitcher to go 0-6 or worse during the day since Diego Segui went 0-9 for the Kansas City A's in 1965...yielded a .212 opponents batting average and one home run the first time through the lineup, .333 and eight home runs after that...received 22 runs of support in his two wins (13.50 RSA) and just 18 runs of support in his other 12 starts (2.83 RSA)...was selected from Nashville June 11 and made his ML debut that day at Cincinnati after just 43 minor league appearances, including 34 starts, in three professional seasons...at the age of 23 years, 113 days, he became the youngest A's pitcher to start a game since Trevor Cahill on June 19, 2011 (23 years, 110 days)...allowed two runs in 5.2 innings but took the loss in a 2-1 decision...struck out the first batter he faced (Zack Cozart)...fanned a career-high nine batters but fell to 0-3 in a 4-2 loss to Milwaukee June 22...joined Brad Rigby (1997) and Mike Morgan (1978) as the only three pitchers in Oakland history to lose each of the first three games of their career...is just the fourth Major League pitcher since 1913 to lose each of his first three career games while allowing three runs or fewer in each game (last: Kyle Drabek, 2010 Blue Jays)...earned his first big league win in his fourth start on June 27 at San Francisco...tossed 7.2 innings and allowed just two runs in the A's 8-3 win...allowed four runs or fewer while tossing five innings or more in each of his first five career starts and was 1-4...since 1913, the only other Major League pitcher to do that and lose at least four of those games is Tony Armas, who went 0-4 with a 2.97 ERA over his first five career starts with Montreal from Aug. 16, 1999-May 30, 2000...walked a career-high five batters in a 7-0 loss to Houston July 20...was optioned to Nashville July 26 but returned to Oakland Sept. 3...tossed 7.0 scoreless innings in a 14-5 win on Sept. 15 at Kansas City to snap his career-high four-game losing streak, which spanned seven starts from July 3 to Sept. 9...surrendered a career-high eight runs on a career-high nine hits in 3.0 innings at Los Angeles (AL) Sept. 27...combined for a 10-2 record, a 1.46 ERA and .197 opponents batting average in 17 games, all starts, with Midland and Nashville...led the A's farm system in ERA and tied for second in wins...allowed just four home runs in 98.1 innings, an average of 0.37 per nine innings...yielded a .134 batting average with runners in scoring position...was 3-0 over his first six starts and allowed just two earned runs in 36.0 innings for a 0.50 ERA...extended his scoreless streak to 24.0 innings before allowing a run in the seventh inning May 13 at Iowa...was 3-1 with and a 1.39 ERA in seven starts with Nashville at the time of his June 11 promotion to Oakland...had a 1.19 ERA overall, which was sixth lowest in the minors when he joined the A's for the first time...was optioned back to Nashville July 26 and went 5-1 with a 2.10 ERA in six starts, all in August.

**2015**—Pitched for three different teams in two organizations and combined for a 10-4 record and a 3.72 ERA and .254 opponents batting average in 26 games, including 22 starts...struck out 125 and walked just 36 for a strikeout-to-walk ratio of 3.47...started the year at Single-A Quad Cities and went 4-1 with a 1.16 ERA in eight games, including six starts...surrendered just one home run in 38.2 innings...went 4-0 with a 0.30 ERA and .180 opponents average over his final six games, including four starts...recorded his first professional win when he tossed 4.0 scoreless innings of relief on April 23 at Peoria (2 h, 1 bb, 5 so)...had a 27.0-inning scoreless streak from April 23 to May 22...was promoted to Single-A Lancaster of the California League May 23 and went 2-1



with a 5.26 ERA in 10 games, eight starts, with the JetHawks...won his first two decisions on June 8 at Visalia and June 13 at Lake Elsinore to extend his overall minor league winning streak to six games...earned the first save of his career June 26 at Bakersfield when he tossed 4.0 scoreless and hitless innings of relief...was traded to the Oakland organization July 23 with Jacob Nottingham for pitcher Scott Kazmir...Lancaster was hosting the A's Single-A affiliate at Stockton that day and both he and Nottingham watched clubhouses...started against his former teammates two days later and was the winning pitcher in a 5-3 victory (5.0 ip, 1 h, 1 r, 1 er, 8 so)...went 3-0 with a 4.39 ERA over his final five starts and was 4-2 with a 4.25 ERA in eight starts overall with the Ports...made one postseason start for Stockton...started and won Game 2 of the first round of the Cal League Playoffs, a 4-2 win over San Jose on Sept. 10 (6.0 ip, 4 h, 2 r, 2 er, 0 bb, 7 so).

**2014**—Was 0-0 with a 3.27 ERA and .214 opponents batting average in six games with the Astros affiliate in the Gulf Coast Rookie League and Tri-City of the Short Season New York-Penn League in his professional debut...struck out 17 batters in 11.0 innings and walked just one...held right-handed hitters to a .172 batting average...made his debut Aug. 12 against the Tigers (1.0 ip, 2 so) and did not allow a run over his first three outings (5.0 ip, 1 h)...went 1-0 with a 0.00 ERA in three postseason appearances for the ValleyCats, all in relief (4.0 ip, 3 h, 1 bb, 7 so).

## PERSONAL/MISCELLANEOUS

Daniel Joseph Mengden was originally signed by Astros scout Noel Gonzalez-Luna...graduated from Westside High School (Tex.)...played collegiately at Texas A&M.

### LIFETIME PITCHING RECORD

Year	Club	W	L	ERA	G	GS	CG	SHO	SV	IP	H	R	ER	HR	HB	BB	IBB	SO	WP	BK
2014	GCL Astros	0	0	4.26	4	0	0	0	0	6.1	4	3	3	0	1	0	0	11	0	0
	Tri-City	0	0	1.93	2	1	0	0	0	4.2	5	1	1	0	0	1	0	6	1	0
2015	Quad Cities	4	1	1.16	8	6	0	0	0	38.2	30	7	5	1	2	8	0	36	1	1
	Lancaster	2	1	5.26	10	8	0	0	1	49.2	59	30	29	4	2	18	0	48	7	1
	Stockton	4	2	4.25	8	8	0	0	0	42.1	39	23	20	6	2	10	0	41	4	0
2016	Midland	2	0	0.78	4	4	0	0	0	23.0	15	2	2	0	0	12	0	28	2	0
	Nashville	8	2	1.67	13	13	0	0	0	75.1	54	15	14	4	3	17	1	67	1	0
2017	OAKLAND	2	9	6.50	14	14	0	0	0	72.0	83	54	52	9	4	33	0	71	5	0
	Nashville	2	4	4.17	9	9	0	0	0	41.0	40	20	19	5	3	18	0	40	1	1
	OAKLAND	3	2	3.14	7	7	1	1	0	43.0	36	16	15	6	0	9	0	29	2	0
2018	AZL A's	0	0	0.00	2	2	0	0	0	5.0	1	0	0	0	0	3	0	9	1	0
	OAKLAND	7	6	4.05	22	17	1	1	0	115.2	103	58	52	18	3	26	0	72	6	0
2019	Nashville	4	1	2.98	9	8	0	0	0	45.1	39	17	15	2	3	7	0	34	1	0
	Las Vegas	4	3	4.22	13	10	0	0	0	64.0	56	37	30	8	2	20	2	61	3	0
	OAKLAND	5	2	4.83	13	9	0	0	1	59.2	59	32	32	7	0	27	0	42	1	0
<b>Major League Totals</b>		<b>17</b>	<b>19</b>	<b>4.68</b>	<b>56</b>	<b>47</b>	<b>2</b>	<b>2</b>	<b>1</b>	<b>290.1</b>	<b>281</b>	<b>160</b>	<b>151</b>	<b>40</b>	<b>7</b>	<b>95</b>	<b>0</b>	<b>214</b>	<b>14</b>	<b>0</b>
<b>Minor League Totals</b>		<b>30</b>	<b>14</b>	<b>3.14</b>	<b>82</b>	<b>69</b>	<b>0</b>	<b>0</b>	<b>1</b>	<b>395.1</b>	<b>342</b>	<b>155</b>	<b>138</b>	<b>30</b>	<b>18</b>	<b>114</b>	<b>3</b>	<b>381</b>	<b>22</b>	<b>3</b>

### CAREER TRANSACTIONS

**2014** — Selected by the Houston Astros organization in the 4th round of the First-Year Player Draft. **2015** — Traded to the Oakland Athletics with catcher Jacob Nottingham for pitcher Scott Kazmir, July 23. **2017** — On the disabled list, March 30 to May 19; included rehabilitation assignment to Nashville, May 8 to 19. **2018** — On the disabled list, June 24 to July 13; included rehabilitation assignment to Nashville, July 6 to 13.

### MENGDEN'S CAREER BESTS

**Low Hit Complete Game:** 2 (twice), last: May 26, 2018 vs. Arizona

**Innings Pitched:** 9.0 (twice), last: May 26, 2018 vs. Arizona

**Strikeouts:** 9, June 22, 2016 vs. Milwaukee

**Pitches:** 118, September 15, 2017 at Philadelphia

**Longest Winning Streak:** 5, May 18 to July 16, 2019

**Longest Losing Streak:** 4, July 3 to September 9, 2016

**Longest Scoreless Streak:** 25.0, May 15 to 31, 2018

**LEFT-HANDED PITCHER****Height/Weight:** 6-4 / 210**Bats/Throws:** Right / Left**Birthdate:** December 26, 1987**Opening Day Age:** 32**Birthplace/Resides:** Chapel Hill, Tennessee / Knoxville, Tennessee**Major League Service:** 8 years, 138 days**Obtained:** Acquired from Texas with cash for two PTBNL and international slot money, August 31, 2020**Contract Status:** Third year of a three-year contract through 2020**CAREER HIGHLIGHTS**

Is 70-60 with a 3.90 ERA in 236 games, including 170 starts, in eight seasons in the majors with Atlanta (2010-14), Kansas City (2017) and Texas (2018-19)...was named to his first All-Star team in 2019...was Atlanta's first round selection (seventh pick overall) in the 2009 draft and made his Major League debut with the Braves the following season...was 38-36 with a 4.10 ERA in 111 games, 110 starts, for the Braves from 2010-14...won his lone career postseason start in Game 2 of 2013 NLDS against Los Angeles...did not pitch in the majors in 2015 or 2016 following surgery for a torn labrum in his left shoulder on May 13, 2015...pitched in relief for Kansas City in 2017 and earned the first six saves of his career in his final six appearances that year...signed a three-year contract with Texas on Dec. 6, 2017...has been used exclusively as a starter over the last two seasons...pitched for the US Team in the 2010 All-Star Futures Game...pitched for Peoria in the Arizona Fall League in 2009.

**2019 HIGHLIGHTS**

Was a first-time All-Star and posted the best year of his career en route to earning Rangers Pitcher of the Year honors from the Dallas-Fort Worth chapter of the BBWAA...was 14-10 with a 3.59 ERA in 32 starts...recorded career highs in wins, innings (208.1) and strikeouts (200) in his second year with the Rangers...ranked among the American League leaders in complete games (t-3, 2), innings (t-4th, 208.1), ERA (6th, 3.59), opponents OPS (7th, .704), opponents batting average (8th, .244), opponents slugging percentage (9th, .395), strikeouts (200), strikeouts per nine innings (8.64) and WHIP (10th, 1.238)...opponents hit .214 with runners in scoring position, which was third lowest in the AL...is just the fifth pitcher in Rangers history to post back-to-back seasons of 28 or more starts, an ERA under 4.20, and a WHIP of less than 1.240...that list includes three Hall of Famers, and the other is in the Rangers Hall of Fame: Ferguson Jenkins in 1974-75, Gaylord Perry in 1976-77, Charlie Hough in 1985-86, and Nolan Ryan in 1989-90...his 365.1 innings pitched from 2018-19 are seventh most in the American League...his baseball-reference.com WAR was second highest in the AL at 7.8 ...combined with Lance Lynn to become one of the most formidable starter duos in Rangers history...the duo combined for 30 wins, 65 starts, 416.2 innings and 446 strikeouts...the pair became the second duo in Rangers history to surpass 200 innings and 200 strikeouts in the same season, joining Nolan Ryan/Bobby Witt in 1990...Lynn finished fifth in the AL Cy Young Award voting while Minor finished eighth (7 points: 1 third, 1 fourth, 2 fifth), which marked the first time multiple Rangers received votes since 2012 (Darvish and Matt Harrison)...accounted for 30 of the rotation's 45 wins (66.7%), which was the largest percentage of Texas rotation wins by any starter duo in club history (previous in 1987 by Charlie Hough-18 and Jose Guzman-11, 29 of rotation's 46 wins for 63.0%)...led the majors with eight outings of eight or more innings and had an AL-high six outings of seven or more shutout innings...the latter tied a club record (fifth time, last: Darvish in 2014)...finished second among league qualifiers in pitches per game (104.9)...his 23 GIDP induced were second in the AL...issued 68 walks, which tied for third most in the AL, and surrendered 30 home runs, which tied for ninth most...the Rangers went 17-15 in his 32 starts.

**TEXAS:** Was the Rangers Opening Day starting pitcher and allowed six runs in 4.2 innings in a 12-4 loss to Chicago (NL) on March 28...then went 8-3 with a 2.00 ERA over his next 16 starts from April 3 to June 26...had a .219/.286/.331/.617 opponent slash line to drop his season ERA to 2.40...had 29.0 consecutive scoreless innings at home from April 3 to May 20, setting a Globe

Life Park in Arlington record in the facility's final season...tossed a three-hit shutout April 16 against Los Angeles (AL), which was the first complete game shutout of his career...struck out a career-high 13 batters on April 27 at Seattle, which tied the Texas club record for strikeouts by a left-handed pitcher (Jamie Moyer, April 8, 1989 vs. Toronto; Cliff Lee on July 27, 2010 vs. Oakland)...they were the most strikeouts by a Ranger since Yu Darvish fanned 15 on Aug. 12, 2013 at Houston...it was his first of four 10-strikeout games...had just four career 10-strikeout games entering the season...had 12 consecutive starts with three runs or fewer and five innings pitched or more from April 27 to June 26, which was the longest single-season streak in club history...had a complete game five-hitter in a 4-1 win at Detroit June 26...was a unanimous selection as Rangers Player of the Month for June after going 3-0 with a 1.70 ERA and an opponents slash line of .180/.266/.289/.555...did not pitch in the All-Star Game as he skipped his final start prior to the break (July 7 at Minnesota) for extra rest ahead of the second half...was 1-2 with a 6.59 ERA over five July starts to raise his ERA from 2.40 to 3.21...then posted 15.0 shutout innings in his first two August starts (both wins) to lower his ERA to 2.90...that was part of a 19.0-inning scoreless streak from July 31 to Aug. 16...won consecutive 1-0 affairs Aug. 5 at Cleveland and Aug. 11 at Milwaukee to become the first pitcher to win back-to-back road starts with one run of support since Tampa Bay's Steve Trachsel in 2000 (credit Elias)...was 3-4 with a 5.57 ERA over his final eight starts beginning Aug. 16 to raise final ERA from 2.90 to 3.59...tossed 7.1 scoreless innings on Sept. 2 at New York in a 7-0 win, as Texas ended Yankees' streak of not being shut out at 220 games.

## CAREER

**2018**—In his 1st season as a starter since 2014, he led Texas starters in wins (12), starts (28), innings (157.0), strikeouts (132) and quality starts (13)...more than doubled his innings total from 2017 with KC (77.2)...it marked his most wins since 2013 with Atlanta (13)...fell 5.0 innings shy of qualifying for league leader status, but compiled the 9th-lowest WHIP (1.121) among American League pitchers with at least 150.0 innings...opposing batters had a .235/.288/.445/.733 slash line...his 0.77 WHIP in June was lowest in a single month by a TEX pitcher (min. 90 batters faced) since Yu Darvish (0.74) in Sept. 2012...was 6-2 with a 2.97 ERA in 10 starts after the All-Star break...ranked among the post-break AL leaders (min. 10 starts) in WHIP (3rd, 0.94), opponents average (4th, 1.94), opponent OPS (5th, .620), wins (t-6th) and ERA (9th)...won four straight (July 29-Aug. 22) and six of seven starts (July 29-Sept. 10), with the four-game win streak matching longest by a Ranger in 2018...allowed six home runs to left-handed batters (1st was by Moustakas on May 25 vs. Kansas City) after none since July 1, 2014 vs. New York (NL)...took a perfect game into the seventh inning on June 27 vs. San Diego...his double on Sept. 16 at San Diego was the first extra base hit by a Texas pitcher since Yu Darvish homered on Aug. 24, 2016 at Cincinnati.

**2017**—In his lone season with Kansas City, he led the staff in relief wins (6), was second in appearances (65) and saves (6) and placed third in holds (17) and games finished (13)...his career-low 2.55 ERA was second lowest among all KC pitchers...named Royals Pitcher of the Month in both May (2-0, 1.13 ERA) and September (1-0, 0.66 ERA)...tied for seventh among American League relievers in wins and tied for 11th in strikeouts (88)...issued just 0.58 home runs per nine innings, which was second lowest among AL pitchers (min. 70.0 IP)...held the opposition to .204 batting average, including .163 vs. left-handers, which was the seventh-lowest mark in the AL (minimum 90 batters faced)...had a 1.017 WHIP, 10th-lowest in ML (min. 70.0 IP)...finished the season as the Royals closer, earning his first six Major League saves in his final six appearances...his appearance on April 3 at Minnesota was his first in the majors since Sept. 20, 2014 vs. New York (NL)...it snapped a 102 straight starts since his lone ML relief outing on Oct. 1, 2010 vs. Philadelphia.

**2016**—Signed as a free agent with Kansas City on Feb. 19 and spent the entire season on the 60-day disabled list while continuing his recovery from left shoulder surgery...made 10 total starts on minor league injury rehabilitation assignments at Double-A Northwest Arkansas and Triple-A Omaha...made his season debut for NW Arkansas with 1.1 scoreless innings on May 10 at Arkansas...made his final eight outings with Omaha.

**2015**—Opened the season on 15-day disabled list and was transferred to 60-day DL on May 2...had surgery to repair a torn labrum in his left shoulder on May 13 in Los Angeles and missed the entire season.

**2014**—Began the season on the disabled list with left shoulder tendinitis before being reinstated on May 2...placed fourth on the Braves in starts (25)...among National League left-handers (min. 100.0 IP), he ranked eighth in strikeout-to-walk ratio (2.73) and 10th in strikeouts per nine innings (7.43)...was shut down for the season after pitching 1.0 inning on Sept. 20 vs. New York (NL) due to left shoulder soreness.

**2013**—Set then-career highs for wins (13), starts (32), innings (204.2) and strikeouts (181)...led the Braves in starts, innings, and strikeouts...ranked eighth in the National League in strikeout-to-walk ratio at 3.93...was 9-3 with a 2.74 ERA and 118 strikeouts in 118.1 innings pitched over 18 starts from May 8 to Aug. 11...tied for second in the NL in wins in that span...had first complete game with and 8.0 inning loss on July 21 at Chicago (AL)...hit his only Major League home run, May 25 at New York (NL) off Dillon Gee...won his lone career postseason start in Game 2 of NLDS against Los Angeles (6.1 ip, 1 r, 1 er), beating Zack Greinke in the Braves' only win of the series.

**2012**—Led the Braves in innings (179.1), was second in starts (30) and strikeouts (145) and placed third in wins (11)...went 6-4 with a 2.16 ERA in 14 starts after the All-Star break, going 4-0 with a 0.87 ERA in five September outings...tied for fifth in the National League in home runs allowed (26).

**2011**—Made 15 starts over four stints with Atlanta (April 3-8, May 25-June 1, June 11-22, Aug. 6-end of season...won five consecutive decisions from June 11 to Sept. 1919...made 16 starts at Triple-A Gwinnett and was selected as the International League pitcher of the week for the weeks ending April 25 and June 6.

**2010**—Combined to go 6-7 with a 3.44 ERA and 146 strikeouts in 120.1 innings in 21 starts with Double-A Mississippi (AA) and Triple-A Gwinnett...fanned 109 in 87.0 innings over 15 starts at Mississippi to earn a promotion to Gwinnett on June 29...posted a 1.89 ERA in six Triple-A starts... was a member of U.S. Team for in XM All-Star Futures Game at Los Angeles (AL), pitching a scoreless inning...was promoted to Atlanta on Aug. 7 and had no decision in a start in his Major League debut on Aug. 9 at Houston (6.0 ip, 5 h, 4 r, 3 er)...earned his first ML win in his next start on Aug. 17 vs. Washington...set a Braves rookie record with 12 strikeouts on Aug. 22 at Chicago (NL), matching the second most strikeouts for a ML rookie for the season...entered the season ranked as Atlanta's fourth-best prospect by *Baseball America*.

**2009**—Made his professional debut with four starts at Single-A Rome...pitched for Peoria in the Arizona Fall League.

## PERSONAL/MISCELLANEOUS

Michael David Minor was originally signed by Atlanta scout Brian Bridges...resides in Knoxville, Tenn., during the offseason, with his wife, Kristen, and daughters, Stella and Ava...pitched three seasons at Vanderbilt University and was 22-10 in 51 games, including 45 starts...named a Freshman All-American by Baseball America, Collegiate Baseball News and Rivals.com and SEC Freshman of the Year in 2007 after going 9-1 with a 3.09 ERA in 19 appearances, 14 starts...pitched for the USA Baseball College National Team in 2007 and 2008...posted an 8-2 record with a 1.17 ERA, 17 walks and 74 strikeouts in 69.0 innings in international competition...graduated from Forrest School in Chapel Hill, Tenn. in 2006.

## LIFETIME PITCHING RECORD

Year	Club	W	L	ERA	G	GS	CG	SHO	SV	IP	H	R	ER	HR	HB	BB	IBB	SO	WP	BK
2009	Rome	0	1	0.64	4	4	0	0	0	14.0	10	1	1	0	0	0	0	17	0	0
2010	Mississippi	2	6	4.03	15	15	0	0	0	87.0	74	48	39	8	1	34	1	109	2	1
	Gwinnett	4	1	1.89	6	6	0	0	0	33.1	19	7	7	1	0	12	0	37	0	0
2011	ATLANTA	3	2	5.98	9	8	0	0	0	40.2	53	28	27	6	1	11	0	43	0	0
	ATLANTA	5	3	4.14	15	15	0	0	0	82.2	93	39	38	7	1	30	5	77	2	0
	Gwinnett	4	5	3.13	16	16	0	0	0	100.2	93	43	35	12	2	27	2	99	1	0
2012	ATLANTA	11	10	4.12	30	30	0	0	0	179.1	151	88	82	26	5	56	7	145	3	0
2013	ATLANTA	13	9	3.21	32	32	1	0	0	204.2	177	79	73	22	1	46	2	181	5	0
2014	Mississippi	0	2	8.00	2	2	0	0	0	9.0	14	8	8	5	0	0	0	7	0	0
	Gwinnett	2	0	3.24	2	1	0	0	0	8.1	5	5	3	1	1	3	0	8	0	0
	Rome	0	0	0.00	1	1	0	0	0	5.0	1	0	0	0	0	1	0	4	0	0
2015	ATLANTA	6	12	4.77	25	25	0	0	0	145.1	165	77	77	21	6	44	2	120	5	0
	ATLANTA	(Injured — Did not pitch)																		
2016	NW Arkansas	0	0	3.52	2	2	0	0	0	7.2	5	5	3	1	0	5	0	12	0	0
	Omaha	0	4	6.23	8	8	0	0	0	34.2	38	25	24	7	0	17	0	33	4	0
2017	KANSAS CITY	6	6	2.55	65	0	0	0	6	77.2	57	23	22	5	1	22	3	88	5	0
2018	TEXAS	12	8	4.18	28	28	0	0	0	157.0	138	76	73	25	8	38	1	132	3	1
2019	TEXAS	14	10	3.59	32	32	2	1	0	208.1	190	86	83	30	7	68	1	200	2	0
<b>Major League Totals</b>		<b>70</b>	<b>60</b>	<b>3.90</b>	<b>236</b>	<b>170</b>	<b>3</b>	<b>1</b>	<b>6</b>	<b>1095.2</b>	<b>1024</b>	<b>496</b>	<b>475</b>	<b>142</b>	<b>30</b>	<b>315</b>	<b>21</b>	<b>986</b>	<b>25</b>	<b>1</b>

## CAREER TRANSACTIONS

**2006** — Selected by the Tampa Bay Rays in the 13th round of the First-Year Player Draft; did not sign. **2009** — Selected by the Atlanta Braves in the 1st round (seventh selection overall) of the First-Year Player Draft. **2014** — On the disabled list, March 21 to May 1; included rehabilitation assignments to Mississippi, April 3 to 7 and April 25 to May 1, Gwinnett, April 8 to 12 and April 18 to 24, and Rome, April 13 to 17. **2015** — On the disabled list, March 27 to November 3. Declared free agency (contract non-tender), December 2. **2016** — Signed by the Kansas City Royals, Feb. 19. On the disabled list, March 15 to November 3; included rehabilitation assignments to Northwest Arkansas, May 10 to 19, and Omaha, May 20 to 29 and July 28 to Aug. 22. **2017** — Elected free agency, November 2; signed by the Texas Rangers, December 7. **2020** — Traded to the Oakland Athletics with cash for two players to be named later and international slot money, August 31.

## DIVISION SERIES PITCHING RECORD

Year	Club/Opp.	W	L	ERA	G	GS	CG	SHO	SV	IP	H	R	ER	HR	HB	BB	IBB	SO	WP	BK
2013	ATL vs. LAD	1	0	1.42	1	1	0	0	0	6.1	8	1	1	0	0	1	0	5	0	0

## ALL-STAR GAME PITCHING RECORD

Year	Club/Opp.	W	L	ERA	G	GS	CG	SHO	SV	IP	H	R	ER	HR	HB	BB	IBB	SO	WP	BK	
2019	AL/Cle.	(Did not pitch)																			

## MINOR'S CAREER BESTS

**Low Hit Complete Game:** 3, April 16, 2019 vs. Los Angeles (AL)

**Innings Pitched:** 9.0 (twice), last: June 26, 2019 at Detroit. As reliever: 3.0, April 20, 2017 at Texas

**Strikeouts:** 13, April 27, 2019 at Seattle. As reliever: 4 (three times), last: August 19, 2017 vs. Cleveland

**Pitches:** 126, September 26, 2019 vs. Boston. As reliever: 49, July 1, 2017 vs. Minnesota

**Longest Winning Streak:** 7, August 25, 2012 to April 10, 2013

**Longest Losing Streak:** 6, September 6, 2013 to May 7, 2014

**Longest Scoreless Streak:** 19.0, July 31 to August 16, 2019

**RIGHT-HANDED PITCHER****Height/Weight:** 6-2 / 255**Bats/Throws:** Right / Right**Birthdate:** March 21, 1993**Opening Day Age:** 27**Birthplace/Resides:** Sainagua, Dominican Republic / Litchfield, Arizona**Major League Service:** 2 years, 15 days**Obtained:** Acquired from the Los Angeles Dodgers with minor leaguers Jharel Cotton and Grant Holmes for Rich Hill and Josh Reddick, Aug. 1, 2016**Contract Status:** First year of a one-year contract through 2020**CAREER HIGHLIGHTS**

Is 15-9 with a 3.85 ERA in 59 games, including 29 starts, in four seasons in the majors with Chicago-AL (2015) and Oakland (2017-19)...is 14-6 with a 3.13 ERA in 29 games, 27 starts, over the last two years after going 1-3 with a 6.32 ERA in 30 games, two starts, over his first two seasons...has been traded three times in his career, with each deal involving at least five players...two of the deals involved three teams...is 20-32 with a 4.00 ERA (222 er in 499.2 ip) in 123 games, including 107 starts, in nine seasons in the minors...has 510 strikeouts in 499.2 innings (9.19 per nine innings)...was suspended for 80 games in 2019 for violating Major League Baseball's Joint Drug Prevention and Treatment Program...threw a 7.0-inning no-hitter on June 9, 2015 at Tennessee...was selected to the All-Star Futures Game in 2014 and 2015...pitched in the Arizona Fall League in 2014 and 2016 and was selected to the Rising Stars Game in 2014.

**2019 HIGHLIGHTS**

Went 9-2 with a 2.63 ERA in 16 starts in a season shortened due to an 80-game suspension for violating Major League Baseball's Joint Drug Prevention and Treatment Program...his ERA was a career low as was his opponents batting average (.230), on-base percentage (.282) and OPS (.646)...had career highs in wins, starts, strikeouts (103), innings (96.0), hits (84), runs (35), walks (23) and hit batters (4) and matched his high in earned runs (28) and wild pitches (4)...averaged 2.16 walks per nine innings, which was the lowest mark of his career...his strikeout-to-walk ratio of 4.48 was a career high...surrendered eight home runs (0.75 per nine innings)...his ERA was third lowest in the American League among pitchers with at least 90 innings...using the same minimum, he ranked fourth in fewest home runs per nine innings, fifth in opponents OPS, sixth in slugging percentage (.364), ninth in on-base percentage and 10th in strikeout-to-walk ratio...averaged 9.66 strikeouts per nine innings, which was second highest in Oakland history (Gio Gonzalez, 9.94 in 2009) and third highest in Athletics history (Wes Stock, 9.77 in 1964) among pitchers with 90 or more innings...his 4.48 strikeout-to-walk ratio was fourth highest in Oakland history...had a .229 (38-for-166) opponents batting average and .647 OPS against right-handed hitters compared to .231 (46-for-199) with a .645 OPS against left-handers...allowed a .207 average to batters leading off an inning and .115 with two strikes...six of the eight home runs he allowed were solo shots...only one came the first time through the batting order...opponents were 4-for-7 (.571) with the bases loaded...was 4-0 with a 3.00 ERA in seven starts at home, 5-2 with a 2.33 ERA in nine starts on the road...surrendered just two home runs in 42.0 innings in Oakland compared to six in 54.0 innings on the road...had a 3-0 record and a 1.50 ERA in four starts during the day, 6-2 with a 3.00 ERA in 12 starts at night...went 5-2 with a 3.00 ERA in 11 starts on four or five days rest, 4-0 with a 1.91 ERA in five starts on six days rest or more...is now 7-1 with a 2.40 ERA in 10 career starts on six days rest or more...allowed just one run in the first inning for a 0.56 ERA...had a 5.63 ERA in the second inning and a 2.39 ERA from the third inning on...received two runs of support or fewer in seven of his 16 starts but had six starts with seven runs of support or more...had a 6.84 RSA overall...was 7-1 in nine starts with three runs of support or more and is 10-1 in 13 such starts in his career...the A's were 12-4 (.750) in his starting assignments and are 19-8 (.704) when he starts in his career...committed three errors, which tied for the most among AL pitchers...went 0-for-1 with a walk as a hitter and is 0-for-6 with a walk and five strikeouts in his career...pitched for Escogido in the Dominican Winter League following the season and was 3-0 with a 1.44 ERA in five starts.

**OAKLAND:** Was on the Opening Day roster and was available in the bullpen for the two games against Seattle in Japan but did not pitch...was inserted into the fourth spot in the rotation when the season resumed and picked up the win in his first start March 31 against Los Angeles (AL)...took the loss in his second start on April 5 at Houston...then went 3-0 with a 3.50 ERA and .224 opponents average over his next three starts from April 10 to 23...the first win came on April 10 at Baltimore when he retired the first 12 batters he faced...surrendered two home runs in the game, giving him four in his first three starts...did not allow another home run until June 4 at Los Angeles-AL (Ohtani) for an eight-game, 53.0-inning, 228-batter faced homerless streak...allowed a season-high nine hits but extended his winning streak to three games in an 11-5 win over Texas April 23...had his three-game winning streak snapped April 29 at Boston when he allowed a season-high seven runs in 4.1 innings...only one of the runs was earned and the six unearned runs tied for second most in Oakland history...they were the most since Brett Anderson also had six on May 15, 2009 vs. Detroit...finished April with a 3-2 record and a 3.29 ERA in five starts...tied for fifth in the American League in wins...then went 2-0 with a 2.64 ERA in five starts in May...tied for eighth in the AL in May ERA...left his start on May 10 against Cleveland with a 3-2 lead but Trivino blew the save in a game the A's would win 4-3 in 12 innings...had career highs in strikeouts (10), innings pitched (8.2) and pitches (109) in a 7-2 win at Detroit on May 17...did not walk a batter, which marked the 27th time in Oakland history a pitcher struck out 10 or more and did not issue a walk...it was the first since Jeff Samardzija on Sept. 17, 2014 vs. Texas (10 so)...that began a career-high and season-ending five-game winning streak...compiled a 2.49 ERA (14 er in 50.2 ip) and .201 (38-for-189) opponents batting average over that eight start stretch...walked a career-high five batters in a season-low 4.0 innings in a no decision against Los Angeles (AL) May 28...had his second career 10-strikeout game in a 9-8 win at Texas June 9...allowed a run on four hits in 8.0 innings on June 20 against Tampa Bay but had a no decision in the A's 5-4 win...was suspended for 80 games the next day for violating Major League Baseball's Joint Drug Prevention and Treatment Program...was 9-2 with a 2.70 ERA in 15 starts at the time...was tied for third in the AL in wins and winning percentage (.818) and ranked fifth in ERA...was reinstated Sept. 25 and started that day at Los Angeles (AL) when he had a no decision in the A's 3-2 win (6.0 ip, 4 h, 1 r, 1 er, 2 bb, 6 so)...was not eligible for the postseason.

## CAREER

**2018**—Went 5-4 with a 3.88 ERA in 13 games, including 11 starts, over four stints with Oakland...was 5-2 with a 3.35 ERA in eight starts during his first stint from May 27 to July 9 and 0-2 with a 5.40 ERA in five games over his final three stints...surrendered just five home runs in 65.0 innings after yielding 10 home runs in 32.0 innings in 2017...struck out 43 batters (5.95 per nine innings) after fanning 56 in 47.0 innings (10.72 per nine innings) over his first two seasons...allowed a .290 opponents batting average, including .276 against right-handed hitters compared to .305 against left-handers...yielded 20 of his 28 extra base hits to lefties and had a .378 slugging percentage against righties compared to .523 against lefties...allowed 14 of his 34 runs in the first inning for an 8.18 ERA...had a 3.00 ERA from the second inning on...was 2-3 with a 4.35 ERA in six games in Oakland, 3-1 with a 3.44 ERA in seven games on the road...the opponents clean-up hitter went 3-for-27 (.111) against him...was 2-1 with a 2.65 ERA in three interleague starts compared to 3-3 with a 4.31 ERA in 10 games against the American League...batted for the first time as a professional and went 0-for-5 with five strikeouts...the A's were 7-4 (.636) in his 11 starting assignments...was recalled from Triple-A Nashville May 27 and won each of his first three starts, posting a 1.25 ERA and .208 opponents batting average...struck out seven batters in 6.0 innings in his first start on May 27 against Arizona and was the winning pitcher in the A's 2-1 victory...no-hit the Diamondbacks over the first five innings...combined with Pagán on an eight-hit shutout in the A's 16-0 win at Kansas City June 1...tossed eight innings and allowed seven of the hits...had his scoreless streak snapped at a career-high 15.0 innings June 8 against Kansas City...allowed a career-high seven runs on a career-high 11 hits in a 7-3 loss to Houston on June 14...tossed 3.0 innings June 26 at Detroit, matching his shortest outing as a starter...yielded an Oakland record seven doubles July 1 against Cleveland...combined with Trivino and Treinen on a five-hit shutout in the A's 2-0 win at Houston on July 9...tossed 6.0 innings and yielded three of the hits but was optioned to Nashville the next day...was recalled July 24 and went 0-1 with a 5.79 ERA in two starts before he was optioned back to the Sounds July 30...his third stint lasted one day on Aug. 30 when he allowed a career-high tying seven runs in 6.0 innings in a 7-1 loss to Seattle Aug. 30...returned to Oakland Sept. 11 and made two appearances following his return,

both in relief (1.1 ip, 1 h)...did not pitch after Sept. 19...was 4-5 with a 4.65 ERA in 15 games, all starts, with Triple-A Nashville...had a .255 opponents batting average, including .189 against left-handed hitters compared to .290 against right-handers...surrendered seven home runs, six to righties...had a .519 OPS against lefties, .816 against righties...opponents hit .314 with runners in scoring position but that dropped to .222 with RISP and two outs...allowed a .229 average and five walks (.280 on-base percentage) to batters lead off an inning...was 4-1 with a 3.12 ERA in six starts at home, 0-4 with a 6.99 ERA in six starts on the road...was credited with his first win of the season May 4 against Memphis when he allowed one run in 6.0 innings of work...struck out a season-high 10 batters in 6.0 innings May 9 against Colorado Springs...tossed a complete game at Memphis on May 14 but was the losing pitcher in a 2-1 loss...allowed two runs on six hits in a season-high eight innings...was 1-5 with a 4.39 ERA and .269 opponents batting average in nine starts when he was promoted to Oakland May 27...was optioned back to Nashville July 10 and tossed 5.0 scoreless innings for his second win July 17 at Omaha...that was his only outing before returning to Oakland July 24 but he was optioned back to the Sounds July 30...tossed 6.0 scoreless innings Aug. 3 against Fresno for the win...went 2-0 despite a 5.96 ERA in five starts in August.

**2017**—Was on the A's Opening Day roster and compiled a 7.03 ERA and .302 opponents batting average in 23 games over two stints with Oakland...also went 0-2 with a 5.22 ERA in nine games, eight starts, with Triple-A Nashville before an oblique injury ended his season in mid-August...issued 20 walks in 32.0 innings (5.63 per nine innings) with the A's for a .408 opponents on-base percentage...had a .566 opponents slugging percentage and .974 OPS...the OPS was the highest in Oakland history by a reliever, the slugging percentage was second highest and the on-base percentage was third highest...had the highest OPS and on-base percentage among Major League relievers in 2017...had the second-highest opponents slugging percentage among AL relievers and the sixth-highest opponents batting average...struck out 36 for an average of 10.13 strikeouts per nine innings...allowed 10 home runs, an average of 2.81 home runs per nine innings...that was the second-highest mark in Oakland history among pitchers with 30 or more innings pitched (Curt Young, 2.93 in 1985)...had the third-highest average number of pitches per inning among AL relievers (19.4) and the sixth-highest average number of pitches per game (27.0)...his opponents batting average included a .257 mark against right-handed hitters compared to .364 against left-handers...yielded seven of his 10 home runs and issued 12 of his 20 walks to lefties...had a .751 OPS against righties, 1.267 against lefties...allowed 4-of-11 (36.4%) inherited runners to score...first batters faced hit .263 with a .391 on-base percentage...posted a 4.29 ERA in 14 night games compared to 12.27 in nine day games...allowed 19 of his 25 runs in the eighth inning or later for a 15.55 ERA...compiled a 2.57 ERA in the seventh inning or earlier...did not pitch with no days rest...18 of his 23 outings were at least one inning, including seven outings of two innings or more...tossed 2.2 scoreless innings in his A's debut April 5 against Los Angeles (AL)...tossed a scoreless ninth inning May 6 against Detroit and was credited with his first big league win when Adam Rosales had a walk-off RBI single in the bottom of the ninth for a 6-5 A's win...that began a 10.2-inning scoreless streak that ran through May 30...tossed 3.0 scoreless innings and struck out five May 20 against Boston...the innings pitched and strikeouts matched his most as a reliever...was optioned to Nashville June 11...was recalled July 21 and allowed at least one run in each of his two appearances before he was sent back to Nashville July 30...struck out 37 batters in 29.1 innings with Nashville, an average of 11.35 per nine innings...walked just seven for a strikeout-to-walk ratio of 5.29...allowed a .223 opponents batting average, including .188 against right-handed hitters...his first outing with the Sounds came in relief June 13 against Iowa (1.1 ip, 3 so)...then started in each of his final eight appearances...never tossed more than four innings...was placed on the disabled list Aug. 11 with a strained right oblique and missed the remainder of the season.

**2016**—Was one of three players acquired by the A's from Los Angeles in the trading deadline deal that sent Rich Hill and Josh Reddick to the Dodgers, but missed nearly the entire season due to rib cage injuries...began the year on the Dodgers 60-day disabled list with a fractured right rib cage, an injury suffered during the offseason...was sent to Double-A Tulsa on a rehab assignment May 22 and logged a 1.93 ERA in three games, including one start...was transferred to Triple-A Oklahoma City May 30 and made three additional rehab appearances before he was reinstated from the DL and optioned to Oklahoma City June 12...made one more appearance before going



on the Triple-A DL June 19 with an inflamed right rib cage...missed the remainder of the season...was 0-0 with a 2.25 ERA and .241 opponents batting average in seven games (four starts)...struck out 22 batters in 16.0 innings (12.38 per nine innings) and walked just three (1.69 per nine innings)...surrendered just one home run...was traded to the A's Aug. 1 with Jharel Cotton and Grant Holmes and was placed on the Nashville DL...pitched for Mesa in the Arizona Fall League following the season and went 1-0 with a 0.53 ERA and .132 opponents batting average in six relief appearances...did not allow a run in his first five games and started the campaign with a 15.1-inning scoreless streak before allowing two runs in his final 1.2 innings...was rated as the A's No. 5 prospect by *Baseball America* following the season.

**2015**—Made his Major League debut with Chicago (AL), going 0-2 with a 4.80 ERA and .246 opponents batting average in seven games (two starts)...struck out 20 batters in 15.0 innings (12.00 per nine innings) but issued nine walks (5.40 per nine innings)...went 0-2 with a 9.00 ERA and 10 strikeouts as a starter...owned a 1.13 ERA with 10 strikeouts over five appearances as a reliever...was initially recalled from Birmingham July 17 as the 26th player for a doubleheader against Kansas City, but did not pitch...was recalled Sept. 1 for the remainder of the season and made his ML debut Sept. 2 at Minnesota, working 1.0 scoreless inning...recorded his first career strikeout (Miguel Sanó in the eighth inning)...made his first career start Sept. 23 at Detroit and suffered the loss after allowing six runs on six hits over 3.0 innings...spent most of the season with Double-A Birmingham where he was 5-5 with a 2.97 ERA in 23 starts...ranked fourth in the Southern League in ERA, opponents batting average (.219) and strikeouts per nine innings (8.68)...yielded just three home runs in 112.0 innings...held the opposition to a .219 batting average, including .189 against left-handed hitters...was unbeaten over a 12-start span from May 19-July 26, going 3-0 with a 1.97 ERA...threw a 7.0-inning no-hitter on June 9 at Tennessee, walking three and striking out three in a 2-0 win...named a SL Midseason All-Star and pitched for the North All-Stars in the game at Montgomery on June 23 (0.1 ip, 1 h)...also represented the World Team in the All-Star Futures Game in Cincinnati on July 12 (0.2 ip, 4 h, 3 r, 3 er, 1 so)...was named Southern League Pitcher of the Week for July 13-19 after tossing 5.0 scoreless innings for the win July 19 against Pensacola (2 h, 1 bb, 8 so)...entered the season rated by *Baseball America* as the No. 5 prospect.

**2014**—Went 5-0 with a 1.44 ERA, one complete game and 80 strikeouts in 15 starts between the Arizona League White Sox, Single-A Winston-Salem and Double-A Birmingham...surrendered just three home runs in 81.0 innings...limited opponents to a .184 average, including a .147 mark vs. right-handers...began the season on the disabled list with a left knee injury...was reinstated May 5 and assigned to Winston-Salem where he went 4-0 with a 1.60 ERA in 10 starts...struck out a season-high 11 on May 22 at Salem...tossed a seven-inning complete game seven-hitter in a 6-2 win at Frederick on June 26...was placed on the DL a second time on June 29 to repair a medial meniscus tear in his right knee...made four starts with the AZL White Sox on a rehab assignment from Aug. 8 to 29...was reinstated from the DL Aug. 30 and transferred to Birmingham where he made one start...went 1-0 with a 3.52 ERA over six starts with Glendale in the Arizona Fall League...selected to the league's Rising Stars Game.

**2013**—Went a combined 5-11 with a 5.43 ERA, .263 opponents batting average and 127 strikeouts over 24 appearances (23 starts) between Single-A Greenville in the Boston organization and Single-A Kannapolis (White Sox)...averaged 10.3 strikeouts per 9.0 innings...was traded to the Chicago White Sox organization as part of a three-team trade that also involved Detroit on July 30...made two relief appearances with Escobido in the Dominican Winter League following the season and did not allow a run in 0.2 innings (1 bb).

**2012**—Combined to go 1-5 with a 3.65 ERA and 45 strikeouts over 13 appearances (10 starts) between the Gulf Coast League Red Sox and Single-A Lowell in his first season in the United States...earned his first professional win in relief on July 31 against the Orioles (4.0 ip, 1 r, 1 er, 1 bb, 3 so)...was promoted to Lowell on Aug. 30.

**2011**—Made just five starts with the Dominican Summer League Red Sox and was 0-1 with a 4.26 ERA...held opponents to a .159 batting average, including .154 against left-handed hitters...had 12 walks and 12 strikeouts in 12.2 innings.

**2010**—Made his professional debut with the Red Sox affiliate in the Dominican Summer League and was 0-3 with a 9.55 ERA and .322 opponents batting average in 12 games (four starts)... struck out 18 and walked 18 in 21.2 innings.

## PERSONAL/MISCELLANEOUS

Francelis Montas...is married, Nicholette...attended Colegio Creciendo in San Cristobal, Dominican Republic.

### LIFETIME PITCHING RECORD

Year	Club	W	L	ERA	G	GS	CG	SHO	SV	IP	H	R	ER	HR	HB	BB	IBB	SO	WP	BK
2010	DSL Red Sox	0	3	9.55	12	4	0	0	0	21.2	28	30	23	2	8	18	0	18	4	0
2011	DSL Red Sox	0	1	4.26	5	5	0	0	0	12.2	7	7	6	0	1	12	0	12	2	0
2012	GCL Red Sox	1	5	3.98	12	9	0	0	0	40.2	34	22	18	0	3	12	0	41	4	0
	Lowell	0	0	0.00	1	1	0	0	0	3.2	5	1	0	0	0	1	0	4	0	0
2013	Greenville	2	9	5.70	19	18	1	0	0	85.1	94	62	54	10	3	32	0	96	9	1
	Kannapolis	3	2	4.56	5	5	0	0	0	25.2	20	13	13	1	0	18	0	31	8	0
2014	Winston-Salem	4	0	1.60	10	10	1	0	0	62.0	45	16	11	2	2	14	0	56	3	2
	AZL White Sox	1	0	1.29	4	4	0	0	0	14.0	6	3	2	1	0	7	0	23	0	0
	Birmingham	0	0	0.00	1	1	0	0	0	5.0	1	1	0	0	0	1	0	1	0	0
2015	Birmingham	5	5	2.97	23	23	1	1	0	112.0	89	49	37	3	1	48	0	108	4	1
	CHICAGO (AL)	0	2	4.80	7	2	0	0	0	15.0	14	8	8	1	0	9	1	20	0	0
2016	Tulsa	0	0	1.93	3	1	0	0	0	4.2	2	1	1	1	0	1	0	7	0	0
	Oklahoma City	0	0	2.38	4	3	0	0	0	11.1	12	3	3	0	0	2	0	15	0	0
2017	OAKLAND	1	1	7.03	23	0	0	0	0	32.0	39	25	25	10	3	20	0	36	1	0
	Nashville	0	2	5.22	9	8	0	0	0	29.1	25	17	17	4	0	7	0	37	1	0
2018	Nashville	4	5	4.65	15	15	1	0	0	71.2	69	40	37	7	2	26	0	61	4	0
	OAKLAND	5	4	3.88	13	11	0	0	0	65.0	74	34	28	5	2	21	0	43	5	0
2019	OAKLAND	9	2	2.63	16	16	0	0	0	96.0	84	35	28	8	4	23	1	103	5	0
<b>Major League Totals</b>		<b>15</b>	<b>9</b>	<b>3.85</b>	<b>59</b>	<b>29</b>	<b>0</b>	<b>0</b>	<b>0</b>	<b>208.0</b>	<b>211</b>	<b>102</b>	<b>89</b>	<b>24</b>	<b>9</b>	<b>73</b>	<b>2</b>	<b>202</b>	<b>11</b>	<b>0</b>

### CAREER TRANSACTIONS

**2009** — Signed by the Boston Red Sox as a non-drafted international free agent, December 14. **2013** — Traded to the Chicago White Sox as part of a three-team deal in which Chicago acquired outfielder Avisail Garcia from Detroit and pitcher J.B. Wendelken and infielder Cleuluis Rondon from Boston; Boston acquired pitcher Jake Peavy from Chicago and Brayan Villarreal from Detroit and Detroit acquired infielder Jose Iglesias from Boston, July 30. **2015** — Traded to the Los Angeles Dodgers with infielder Micah Johnson and outfielder Trayce Thompson in a three-team trade in which the Dodgers sent infielders Brandon Dixon and Jose Peraza at outfielder Scot Schebler to Cincinnati and the Reds sent infielder Todd Frazier to Chicago, December 6. **2016** — On the disabled list, February 20 to June 11; included rehabilitation assignment to Tulsa, May 22 to 29, and Oklahoma City, May 30 to June 11. Traded to the Oakland Athletics with minor league pitchers Jharel Cotton and Grant Holmes for pitcher Rich Hill and outfielder Josh Reddick, August 1. **2019** — On the restricted list, June 21 to September 24.

### MONTAS' CAREER BESTS

**Low Hit Complete Game:** None

**Innings Pitched:** 8.2, May 17, 2019 at Detroit. As reliever: 3.0 (twice), last: May 20, 2017 vs. Boston

**Strikeouts:** 10 (twice), June 9, 2019 at Texas; May 17, 2019 at Detroit. As reliever: 5 (twice), last: May 20, 2017 vs. Boston

**Pitches:** 105, June 20, 2018 at San Diego. As reliever: 65, September 13, 2015 vs. Minnesota

**Longest Winning Streak:** 5, May 17, 2019 to present

**Longest Losing Streak:** 2 (twice), last: July 29 to August 30, 2018

**Longest Scoreless Streak:** 15.0, June 1 to 8, 2018

**CATCHER****Height/Weight:** 6-3 / 228**Bats/Throws:** Right / Right**Birthdate:** October 4, 1994**Opening Day Age:** 25**Birthplace/Resides:** Peekskill, New York / Dayton, Ohio**Major League Service:** 29 days**Obtained:** Selected in the 3rd round of the 2016 First-Year Player Draft**Contract Status:** First year of a one-year contract through 2020**CAREER HIGHLIGHTS**

Made his Major League debut with the A's in 2019 and hit .245 with four home runs and eight RBI in 20 games after batting .267 with 34 home runs and 129 RBI in 235 games in four seasons in the minors...has appeared exclusively at catcher on defense and has tossed out 55-of-168 (32.7%) attempted base stealers as a minor leaguer...was named to the 2018 All-Star Futures Game but did not play due to injury...was named to the Texas League Midseason All-Star Team in 2018 and the California League Midseason All-Star team in 2017...played for Mesa in the Arizona Fall League in 2017...was ranked as the A's seventh-best prospect by *Baseball America* following the 2017 season and third-best following 2018 and 2019.

**2019 HIGHLIGHTS**

Played in just 41 minor league games due to two stints on the injured list with a strained left knee...was selected by Oakland on Sept. 1 when rosters expanded and hit .245 with four home runs and eight RBI in 20 games...added five doubles for a .556 slugging percentage and nine of his 13 hits (69.2%) were for extra bases...started 13 of the A's 26 games at catcher following his promotion...committed one error in 18 games overall behind the plate for a .994 fielding percentage...tossed out 2-of-6 (33.3%) attempted base stealers...had a 2.76 catchers ERA...hit .400 with all four of his home runs and all eight of his RBI over his first 10 games...went 1-for-23 over his final 10 contests...batted .278 (5-for-18) against left-handed pitchers compared to .229 (8-for-35) against right-handers...connected for all four of his home runs off righties for a .657 slugging percentage (.389 vs. lefties)...hit .313 with three of his four home runs on the road, .143 in Oakland...had a .188 average with runners in scoring position and was 0-for-9 with RISP and two outs...hit .295 against a pitcher the first time he saw him in a game and was 0-for-9 after that...was 0-for-1 with two walks in three pinch hitting appearances...started seven games batting eighth, four in the nine spot and two hitting seventh...was selected from Triple-A Las Vegas Sept. 1...made his Major League debut Sept. 4 against Los Angeles (AL) in a start at catcher and went 1-for-3 in the A's 4-0 win...hit a solo home run off Jake Jewell in the fifth inning for his first hit and RBI...became the first Athletic to catch a shutout in his ML debut since Jack Lapp in the second game of a Sept. 11, 1908 doubleheader against Washington...is just the fourth ML catcher since 1908 to catch a shutout and homer in his debut (last: Aramis Garcia, SF vs. NYM on Aug. 31, 2018)...became the sixth player in Oakland history to homer in his debut, the first since Franklin Barreto on June 24, 2017 vs. Chicago (AL)...his next appearance came on Sept. 6 in the resumption of the May 19 suspended game at Detroit...although he appears in a game on May 19, his Sept. 4 game remains his ML debut...had 19 total chances Sept. 7 vs. Detroit, which are the most by an A's catcher in a nine-inning game since at least 1913...his 18 putouts in that game tied the most for a nine-inning game (Bill Bathe, April 19, 1986 at Seattle)...went 11-for-25 (.440) with 10 runs, five doubles, three home runs and seven RBI during a career-best seven-game hitting streak from Sept. 7 to 16...had his first career multi-homer game Sept. 10 at Houston, going 3-for-5 with two home runs and four RBI...it came in his sixth career game, matching Mitchell Page for the earliest two-homer game in a career in Oakland history...homered against the next day against the Astros to become the first player in Athletics history with four home runs over the first seven games of his career...tied an Oakland record with three doubles Sept. 13 at Texas (31st time, last: Matt Chapman vs. Seattle, Aug. 13, 2018) and also scored a career-high four runs...that gave him 10 runs over his first eight games, which are the most by an Athletic in his first eight career games since at least 1908...had an extra base hit in five consecutive games from Sept. 10 to 16, giving

him nine extra base hits (five doubles, four home runs) in his first 10 career games, which is the most by an Athletic over his first 10 games since at least 1908...had a career-high 0-for-19 streak from Sept. 16 to 26...started at catcher in the Wild Card Game against Tampa Bay on Oct. 2 and grounded into a double play in his only at bat...was pinch hit for in the fourth inning...following the season, underwent surgery of his left knee on Oct. 10...the surgery was performed by Dr. Thomas Carter at the Gateway Surgical Center in Phoenix, Ariz., and involved a lateral meniscal debridement procedure on Murphy's left knee...was rated as the A's number three prospect by *Baseball America* following the season.

**MINORS:** Combined for a .293 batting average with 11 home runs and 31 RBI in 41 games with Triple-A Las Vegas and both of the A's affiliates in the Arizona Rookie League...added 22 walks for a .384 on-base percentage and slugged .580...hit .324 (36-for-111) with 10 of his 11 home runs and 26 of his 31 RBI against right-handed pitchers compared to .205 (8-for-39) against left-handers...had a .359 batting average with runners in scoring position with Las Vegas but went 0-for-12 with the A's two AZL teams...batted .388 with six home of his 11 home runs and 17 of his 31 RBI in the seventh inning or later...hit .342 in his home ballparks, .247 on the road...tossed out 6-of-30 (20.0%) attempted base stealers...appeared in 35 games at catcher and went 4-for-26 (.154) in seven games as the designated hitter...saw his most action batting fifth (14) and fourth (12)...went 11-for-22 (.500) with nine home runs and 20 RBI in six games batting seventh...reached base safely in each of his first 15 games through April 24 and batted .397 with a .478 on-base percentage...had a career-high tying four hits April 11 against Sacramento when he went 4-for-5 with a double, triple and four RBI...committed his first error of the season April 16 at Sacramento, snapping a 61-game errorless streak behind the plate dating back to 2018...was batting .324 with a home run and nine RBI in 19 games when he was placed on the seven-day injured list April 30 with a strained left knee...began a rehab assignment with the A's Gold club in the Arizona Rookie League July 13 and also played one game for the A's Green club on July 23...was 8-for-20 (.200) with a home run, seven walks (.407 on-base percentage) and eight runs scored when he was reinstated from the IL July 25...went 8-for-15 (.533) with seven runs, a double, six home runs and 13 RBI in four games before returning to the IL Aug. 1...homed in each of the four games, including the first three-homer game of his career July 26 at El Paso when he drove in a career-high six runs...went 3-for-10 (.300) on a three-game rehab assignment with the AZL A's-Gold from Aug. 15 to 19 and was reinstated from the IL Aug. 21...had his second multi-homer game of the season that day against Reno when he went 2-for-4 with two home runs and a career-high tying six RBI...then went 3-for-27 (.111) with a home run and two RBI over his final seven games.

## CAREER

**2018**—Spent most of the season at Double-A Midland where he hit .288 with eight home runs and 43 RBI in 68 games...missed seven weeks of the season with a sprained right finger and also had three games at Triple-A Nashville and two on a rehab assignment with the A's affiliate in the Arizona Rookie League...combined to hit .285 in 73 games overall...also had career highs in runs (54), doubles (27), extra base hits (37) and stolen bases (3)...ranked fourth in the A's farm system in slugging (.489) and tied for 10th in doubles...was named an A's Organization All-Star by MiLB.com and a Texas League Midseason All-Star...was also named to the United States Team for the All-Star Future Game but did not play due to his injury...batted .340 against left-handed pitchers compared to .256 against right-handers...connected for six of his eight home runs on the road...batted .413 during the day, .259 at night...had a .370 batting average in the ninth inning...appeared exclusively at catcher on defense where he tossed out 23-of-67 (34.3%) attempted base stealers...committed three errors for a .995 fielding percentage...also went 1-for-7 (.143) in two games as the designated hitter and was 0-for-1 as a pinch hitter...hit in every spot in the order from second through seventh and saw his most playing time with 56 games batting clean-up...had season highs in hits, doubles and RBI when he went 4-for-5 with three doubles and three RBI April 19 against San Antonio...that gave him a .409 batting average, three home runs and nine RBI over his first 11 games...made his third and final error of the season April 28 at San Antonio...finished the season with a 53-game errorless streak at catcher...batted .345 in 21 games in April, which ranked eighth in the TL...tied for the lead with 12 doubles, ranked second with 19 runs and tied for second with 15 extra base hits...had a season-best seven-game hitting streak from May 12 to 23...went 10-for-28 (.357) with six doubles during the streak...had back-to-back three-hit and three-RBI games on June 7 at San Antonio and June 9 at Frisco to lift his average to .324...hit

four of his eight home runs over a 13-game stretch from June 9 to 24...played for the South All-Stars in the Texas League All-Star Game on June 26 at Midland and went 0-for-2 as a defensive replacement at catcher...was placed on the disabled list July 7 with a sprained right finger...began a rehab assignment with the A's affiliate in the Arizona Rookie League on Aug. 23 and went 1-for-5 with a double in two games before he was reinstated Aug. 26...returned to Midland and played in three games before he was moved up to Nashville Aug. 31...finished the season by going 2-for-8 (.250) with three walks in three games for the Sounds...played for Toros del Este in the Dominican Winter League following the season and hit .185 with two home runs and 13 RBI in 23 games...was rated as the A's third-best prospect by *Baseball America* entering the 2019 season.

**2017**—Began his first full professional season at Single-A Stockton and was batting .297 with nine home runs and 26 RBI in 45 games when he was promoted to Double-A Midland June 28...hit .209 with four home runs and 22 RBI in 53 games with the RockHounds...batted a combined .250 with 13 home runs and 48 RBI in 98 games...batted .267 against left-handed pitching compared to .244 with 11 of his 13 home runs against right-handers...was named to the California League Midseason All-Star team...appeared in 91 games at catcher and tossed out 15-of-46 (32.6%) attempted base stealers...made five errors for a .994 fielding percentage...had his first two-homer game of the season April 10 against Modesto...was batting .208 with three home runs and six RBI in 15 games when he was placed on the disabled list April 23 with a sprained left wrist...was reinstated May 17 and hit safely in each of his first 10 games following his return (16-for-41, .390)...connected for his second two-homer game of the season June 4 against Lake Elsinore...had a season-best 12-game hitting streak from June 14-July 1, which also included his first three games with Midland...went 20-for-48 (.417) during the streak...played for the North in the Cal League All-Star Game on June 20 at Visalia and went 0-for-1...was promoted to Midland June 28...had three hits in each of his first two games with the RockHounds on June 29 and 30 against Springfield...homed in back-to-back games July 26 against Frisco and July 27 at Corpus Christi...his other two home runs with Midland also came in back-to-back games Sept. 2 and 3 at Frisco...went 7-for-35 (.200) with two home runs and two RBI in 10 postseason games as Midland won its fourth straight Texas League Championship...played for the Mesa Solar Sox in the Arizona Fall League following the season and hit .309 with four doubles and nine RBI in 18 games...added 10 walks for a .413 on-base percentage, which ranked seventh in the AFL...struck out just seven times and his ratio of 11.43 plate appearances per strikeout was third best...was named the A's number seven prospect by *Baseball America* following the season.

**2016**—Batted .228 with two home runs and seven RBI in 23 games with the A's affiliate in the Arizona Rookie League and Short Season Single-A Vermont...batted .261 against left-handed pitching compared to .214 against right-handers...made 21 of his 23 appearances at catcher and tossed out 11-of-25 (44.0%) attempted base stealers...made his professional debut June 20 against the Angels for the A's Arizona Rookie League team and went 0-for-3...it was his only game in the AZL as he was transferred to Vermont June 22...collected his first professional hit June 25 against Staten Island with a second inning single...walked with the bases loaded in the fourth inning that day for his first RBI...went 4-for-4 with his first professional home run June 30 against Aberdeen...was out from July 19 to Aug. 31 with cellulitis in his left shin...the injury occurred after fouling a ball off his shin July 6.

## PERSONAL/MISCELLANEOUS

Sean Michael Murphy was originally signed by A's scout Rick Sparks...graduated from Centerville High School in Dayton, Ohio...attended Wright State University...was an All-League selection in 2015...earned Horizon League Freshman of the Year honors and was a Louisville Slugger Freshman All-American in 2014.

### LIFETIME PLAYING RECORD

Year	Club	AVG.	G	AB	R	H	2B	3B	HR	RBI	SH	SF	HP	BB	SO	SB	CS	OBP	SLG	E
2016	AZL Athletics	.000	1	3	1	0	0	0	0	0	0	0	0	0	0	0	0	.000	.000	0
	Vermont	.237	22	76	10	18	1	0	2	7	0	0	0	9	12	1	0	.318	.329	3
2017	Stockton	.297	45	165	22	49	11	0	9	26	0	1	1	11	33	0	0	.343	.527	3
	Midland	.209	53	191	25	40	7	0	4	22	2	2	1	21	34	0	0	.288	.309	2
2018	Midland	.288	68	257	51	74	26	2	8	43	1	2	6	23	47	3	0	.358	.498	3
	AZL Athletics	.200	2	5	1	1	1	0	0	0	0	0	0	0	1	0	0	.200	.400	0
2019	Nashville	.250	3	8	2	2	0	0	0	0	0	0	1	3	2	0	0	.500	.250	0
	AZL A's Gold	.214	9	28	8	6	2	0	1	1	0	0	0	4	4	0	0	.313	.393	1
	Las Vegas	.308	31	120	25	37	6	1	10	30	0	3	2	15	31	0	1	.386	.625	3
	AZL A's Green	.500	1	2	1	1	0	0	0	0	0	0	0	3	1	0	0	.800	.500	0
OAKLAND		.245	20	53	14	13	5	0	4	8	0	0	1	6	16	0	0	.333	.566	1
Major League Totals		.245	20	53	14	13	5	0	4	8	0	0	1	6	16	0	0	.333	.566	1
Minor League Totals		.267	235	855	146	228	54	3	34	129	3	8	11	89	165	4	1	.341	.456	15

### CAREER TRANSACTIONS

**2016** — Selected by the Oakland Athletics organization in the third round of the First-Year Player Draft.

### WILD CARD RECORD

Year	Club/Opp.	AVG.	G	AB	R	H	2B	3B	HR	RBI	SH	SF	HP	BB	SO	SB	CS	OBP	SLG	E
2019	OAK vs. TB	.000	1	1	0	0	0	0	0	0	0	0	0	0	0	0	0	.000	.000	0

### MURPHY'S CAREER BESTS

Hits: 3 (twice), last: September 13, 2019 at Texas

Home Runs: 2, September 10, 2019 at Houston

Runs Batted In: 4, September 10, 2019 at Houston

Stolen Bases: None

Hitting Streak: 6, September 7 to 16, 2019

Hitless Streak (At Bats): 19, September 16 to 26, 2019

Game Ending RBI: None

Grand Slams: None

Pinch-Hit Home Runs: None

Inside-The-Park Home Runs: None

Lead Off Home Runs: None

**INFIELDER****Height/Weight:** 6-0 / 232**Bats/Throws:** Right / Right**Birthdate:** December 10, 1994**Opening Day Age:** 25**Birthplace/Resides:** Fort Worth, Texas / Fort Worth, Texas**Major League Service:** 32 days**Obtained:** Acquired from the Washington Nationals with Blake Treinen and minor leaguer Jesús Luzardo for Sean Doolittle and Ryan Madson, July 16, 2017**Contract Status:** First year of a one-year contract through 2020**CAREER HIGHLIGHTS**

Was selected by Washington in the second round of the 2016 draft and spent a little over a year in the Nationals system before he was one of three players sent to Oakland in the Sean Doolittle/Ryan Madson trade on July 16, 2017...made his Major League debut with the A's in 2019 and hit .250 with seven RBI in 25 games...is a .294 (460-for-1565) hitter with 49 home runs and 247 RBI in 414 games in four seasons in the minors...played for Mesa in the Arizona Fall League in 2017 and was named to the AFL All-Prospects team and the AFL Rising Stars Game...was rated as the A's 10th-best prospect by *Baseball America* following the 2018 season and the seventh-best following 2019.

**2019 HIGHLIGHTS**

Began the season at Triple-A Las Vegas and was batting .317 with 27 home runs and 102 RBI in 126 games when he was selected by Oakland on Aug. 29...hit .250 with no home runs and seven RBI in 25 games with the A's in his Major League debut...batted .120 with two RBI over his first 11 games, .355 with five RBI over his final 14 contests...hit .304 (7-for-23) against right-handed pitchers compared to .212 (7-for-33) against left-handers...batted .200 with the bases empty, .333 with runners on...had a .333 average in 17 night games, .100 in eight day games...started 13 games at second base and two at third base...did not commit an error in 20 games as a second baseman but had one in five games at third (.938 fielding percentage)...was 0-for-3 with a walk as a pinch hitter...made nine starts batting eighth, six in the nine spot and one hitting seventh...made his big league debut Aug. 30 at New York (AL) with a start at designated hitter...drew a walk in his first plate appearance and went 0-for-3...started his career 0-for-9 before delivering a two-run double off Ryan Dull in the seventh inning on Sept. 1 at New York (AL) for his first ML hit and RBI...entered the game at second base in the resumption of the suspended game on Sept. 8 against Detroit and went 0-for-1...although the stats show up for the original May 19 date, Aug. 30 remains his debut...then had a career-high four hits Sept. 20 at Texas and added a career-high three RBI...was on the roster for the Wild Card game but did not play...was rated as the A's number seven prospect by *Baseball America* following the season.

**LAS VEGAS:** Led the Pacific Coast League and tied for ninth in minor league baseball with 158 hits...also ranked fourth in the PCL in total bases (274), fifth in RBI (102) and runs (99), ninth in batting (.317) and tied for ninth in doubles (31)...had career highs in runs, hits, doubles, home runs (27), RBI, walks (56), extra base hits (60), on-base percentage (.389), slugging percentage (.550) and OPS (.939)...led the A's farm system in hits, ranked second in runs, RBI and total bases, third in doubles and home runs, fourth in extra base hits, batting (.317) and OPS, fifth in on-base percentage and slugging percentage and seventh in walks...was batting .252 with five home runs, 20 RBI and a .752 OPS over his first 40 games through May 21...then hit .353 with 21 home runs, 76 RBI and a 1.040 OPS over his final 80 contests...batted .391 (52-for-133) with nine home runs and a 1.148 OPS against left-handed pitchers compared to .290 (106-for-365) with 18 home runs and an .863 OPS against right-handers...his career minor league splits are .342 with a .994 OPS against lefties, .277 with a .749 OPS against righties...hit .247 with the bases empty, .386 with 14 of his 27 home runs with runners on base...had a .342 batting average with runners in scoring position and is a .318 career hitter with RISP...hit .327 at home and .326 at night...started 92 games at third base, 16 at second base, eight at shortstop, five at designated hitter and three in left field...committed 10 errors as a third baseman for a .965 fielding percentage...also had

three errors as a shortstop and one as a second baseman...was 1-for-2 (.500) with a home run and a RBI as a pinch hitter...hit in every spot in the order except first, eighth and ninth...saw his most action with 45 games batting fifth and 42 in the six spot...went 0-for-5 with a career-high tying four strikeouts April 7 at El Paso...stole two bases in a game for the first time in his career on April 16 at Sacramento...had a season-high three RBI in back-to-back games on April 24 and 25 against El Paso...was hitting .308 over his first 19 games through April 25...then went 14-for-73 (.192) over his next 21 contests through May 21...finished April with a .276 batting average, which was his lowest single-month mark of 2019...went 15-for-40 (.375) with 10 runs scored and 12 RBI during a 10-game hitting streak from May 22 to 31...walked three times June 7 against San Antonio, the first three-walk game of his career...went 23-for-33 (.697) with two four-hit games, four three-hit games and a two-hit game over an eight-game stretch from June 13 to 21...the four hit games on June 18 at Memphis and June 21 against Sacramento were the third and fourth of his minor league career...batted .384 with 26 runs scored, nine doubles, six home runs, 22 RBI and 16 walks in 25 games in June...had a .466 on-base percentage and .657 slugging percentage for a 1.120 OPS...then hit .345 with six home runs and 26 RBI in 26 games in July...had a season-high 14-game hitting streak from July 23 to Aug. 7 (25-for-57, .439)...that lifted his overall batting average to .330, which was his highest mark outside the first three games of the season...had his third hitting streak of 10 or more games when he went 15-for-41 (.366) with five home runs and 13 RBI over a 10-game stretch from Aug. 13 to 23...homed in three straight games from Aug. 20 to 22 and slugged eight home runs in 25 games in August.

## CAREER

**2018**—Made his Triple-A debut in 2018 and spent the entire season at Nashville...batted .263 with five home runs and 55 RBI in 135 games...had career highs in games, at bats (499) and strikeouts (172) and matched his best in triples (3)...had a career-low .304 on-base percentage...tied for the Pacific Coast League lead in games played, ranked second in strikeouts and fourth in at bats...was batting .224 with three home runs, 26 RBI and a .588 OPS in 84 games at the All-Star Break...then hit .321 with two home runs, 29 RBI and a .774 OPS in 49 games after the break...batted .311 against left-handed pitchers compared to .247 against right-handers...hit three of his five home runs against lefties...had a .861 OPS against lefties, .595 against righties...slugged four of his five home runs at home...four were solo shots...his average improved to .276 with runners in scoring position...batted .281 at night, .169 during the day...appeared in 130 games at third base and one each at second base and shortstop...made 24 errors as a third baseman for a .935 fielding percentage...also committed one error at shortstop...went 0-for-1 as a pinch hitter and was 4-for-15 (.267) in four games at designated hitter...hit in every spot in the order except second...batted sixth 56 times and hit .306 in 21 games batting seventh...had a streak of 28 consecutive games with at least one strikeout from April 26 to May 27 (48 strikeouts total)...was hitting .192 with no home runs and 17 RBI over his first 61 games through June 13...then batted .315 with five home runs and 38 RBI over his final 74 contests...had five straight multiple hit games from June 14 to 18 (10-for-23, .435)...snapped a season-opening 66-game, 241-at bat homerless streak June 21 against Round Rock...that started a nine-game hitting streak that ran through July 1 (12-for-34, .353)...hit .306 in 25 games in June and then batted .306 in 29 games in July...hit safely in 21 of 22 games from July 16 to Aug. 10...went 35-for-92 (.380) with 21 RBI over that stretch to lift his batting average from .229 to .263...had a season-high 15-game hitting streak from July 16 to 30 (22-for-58, .379)...drove in a season-high four runs July 22 against Oklahoma City...went 4-for-6 with three runs scored and a pair of doubles Aug. 9 at Colorado Springs...the hits were a season high and the runs and doubles matched his best...hit safely in 10 consecutive games from Aug. 14 to 24 (14-for-39, .359)...was rated as the A's 10th-best prospect by *Baseball America* following the season.

**2017**—Played for three different teams in two organizations and combined to hit .321 with 16 home runs and 79 RBI in 117 games...added 26 doubles and three triples for a .502 slugging percentage...his 40 walks fueled a .381 on-base percentage...was 14-for-19 (73.7%) in stolen base attempts...his batting average included a mark of .336 against left-handed pitchers compared to .316 against right-handers...hit seven of his 16 home runs off lefties for a .628 slugging percentage (slugged .459 against righties)...hit .365 with runners in scoring position and 11 of his 16 home runs came with runners on base...batted .327 when leading off an inning...hit .356 in the eighth inning and .387 in the ninth inning...appeared in 61 games at third base, 51 at shortstop



and one at first base...committed four errors as a third baseman (.977 fielding percentage) and 10 as a shortstop (.953 fielding percentage)...hit in every spot in the order from third through eighth and saw his most action with 65 games hitting cleanup...started the season at Single-A Hagerstown and batted .291 with nine home runs and 51 RBI in 77 games...was named to the South Atlantic League Midseason All-Star team...had a grand slam and a season-high five RBI in the second game of an April 8 doubleheader against Asheville...was on the disabled list from May 29 to June 5 with tendinitis in his left finger...had two triples June 19 against Lakewood...played for the North in the South Atlantic League All-Star Game June 20 at Columbia and struck out as a pinch hitter...remained in the game at third base...was tied for third in the SAL in RBI (51) at the time of his July 16 trade to the A's organization...was sent to Oakland with Blake Treinen and fellow minor leaguer Jesús Luzardo for Sean Doolittle and Ryan Madson...was assigned to Single-A Stockton following the trade and hit .386 with seven home runs and 22 RBI in 22 games with the Ports...had the best batting average in the California League during his stay at Stockton (July 18 to Aug. 13)...also had the best on-base percentage (.457) and slugging percentage (.675) and tied for the most home runs...had a season-best 11-game hitting streak from July 25 to Aug. 5 (19-for-42, .452)...had his first two-homer game of the season and his second five-RBI game July 28 at Modesto...hit .355 in July...connected for his second two-homer game of the season and drove in four runs Aug. 8 against San Jose...was promoted to Double-A Midland Aug. 14 and hit .373 in 18 games...the batting average was third best in the Texas League from Aug. 14 through the end of the season...batted .364 in 25 games in August and hit safely in all four of his games in September (9-for-18, .500)...then batted .342 (13-for-38) with three doubles, a triple, a home run, six RBI and five walks in 10 postseason games to help Midland to the Texas League Championship...hit .314 with five home runs and 23 RBI in 22 games for Mesa in the Arizona Fall League and was named to the AFL All-Prospect team...led the AFL in RBI, tied for the lead in doubles (7) and extra base hits (12), ranked second in runs scored (20) and total bases (49), third in slugging (.570), tied for third in home runs and sixth in batting...also played in the AFL Rising Stars Game.

**2016**—Made his professional debut with Auburn of the Short Season Single-A New York-Penn League and batted .230 with a home run and 11 RBI in 36 games...his batting average improved each month as he hit .182 in nine games in June, .241 in 17 games in July and .257 in 10 games in August...appeared in 26 games at third base and six at shortstop...committed six errors as a third baseman (.929 fielding percentage) and two as a shortstop (.923)...started at third base in his professional debut on June 21 against Mahoning Valley and went 1-for-3 with a walk, a triple and two RBI...hit his first home run Aug. 4 against State College...was rated as Washington's No. 17 prospect by *Baseball America* and number four by MLB.com following the season.

## PERSONAL/MISCELLANEOUS

Sheldon Lynn Neuse was originally signed by Nationals scout Ed Gustafson...attended the University of Oklahoma...was one of the top offensive players in the Big 12 during his three seasons, earning three consecutive unanimous First-Team All-Big 12 selections...was one of just 10 players in Big 12 history to be named First-Team All-Big 12 three times and just the second player to be unanimously selected three times...was named a Louisville Slugger second team All-American by Collegiate Baseball in 2016...won the Brooks Wallace Award, given to the top shortstop in college baseball...was the 2014 Big 12 Freshman of the Year...on the mound, he went 6-2 with seven saves and a 1.60 ERA in 29 career appearances out of the bullpen.

## LIFETIME PLAYING RECORD

Year	Club	AVG.	G	AB	R	H	2B	3B	HR	RBI	SH	SF	HP	BB	SO	SB	CS	OBP	SLG	E
2016	Auburn	.230	36	126	16	29	5	3	1	11	0	1	1	13	26	2	2	.305	.341	8
2017	Hagerstown	.291	77	292	40	85	19	3	9	51	0	2	2	25	66	12	5	.349	.469	9
	Stockton	.386	22	83	21	32	3	0	7	22	0	0	2	9	25	2	0	.457	.675	4
	Midland	.373	18	67	9	25	4	0	0	6	0	1	1	6	21	0	0	.427	.433	1
2018	Nashville	.263	135	499	48	131	26	3	5	55	1	5	0	32	172	4	1	.304	.357	25
2019	Las Vegas	.317	126	498	99	158	31	2	27	102	0	2	4	56	132	3	3	.389	.550	14
	OAKLAND	.250	25	56	3	14	3	0	0	7	0	1	0	4	19	0	0	.295	.304	1
Major League Totals		.250	25	56	3	14	3	0	0	7	0	1	0	4	19	0	0	.295	.304	1
Minor League Totals		.294	414	1565	233	460	88	11	49	247	1	11	10	141	442	23	11	.354	.458	61

## CAREER TRANSACTIONS

**2013** — Selected by the Texas Rangers organization in the 38th round of the First-Year Player Draft; did not sign. **2016** — Selected by the Washington Nationals organization in the 2nd round of the First-Year Player Draft. **2017** — Traded with pitcher Blake Treinen and minor league pitcher Jesús Luzardo for pitchers Sean Doolittle and Ryan Madson, July 16.

## WILD CARD RECORD

Year	Club/Opp.	AVG.	G	AB	R	H	2B	3B	HR	RBI	SH	SF	HP	BB	SO	SB	CS	OBP	SLG	E	
2019	OAK vs. TB																				(On roster — did not play)

## NEUSE'S CAREER BESTS

Hits: 4, September 13, 2019 at Texas

Home Runs: None

Runs Batted In: 3, September 13, 2019 at Texas

Stolen Bases: None

Hitting Streak: 3, September 1 to 5, 2019

Hitless Streak (At Bats): 9, August 30 to September 1, 2019

Game Ending RBI: None

Grand Slams: None

Pinch-Hit Home Runs: None

Inside-The-Park Home Runs: None

Lead Off Home Runs: None



**FIRST BASEMAN**

**Height/Weight:** 6-5 / 225

**Bats/Throws:** Left / Right

**Birthdate:** March 29, 1994

**Opening Day Age:** 25

**Birthplace/Resides:** Atlanta, Georgia / Atlanta, Georgia

**Major League Service:** 2 years, 103 days

**Obtained:** Selected as a compensation pick following the 1st round of the 2012 First-Year Player Draft

**Contract Status:** First year of a one-year contract through 2020

**CAREER HIGHLIGHTS**

Is a .254 career hitter with 89 home runs and 220 RBI in 359 games over four seasons in the majors...has improved his home run and RBI totals in each of his four seasons...his 89 home runs are second most in Athletics history by a player over his first 359 games (McGwire, 94) and 11th most in Major League history...is a two-time American League Gold Glove Award winner for first basemen (2018-19)...played in all 162 games in 2018...hit 24 home runs with Oakland and 23 with Nashville in 2017 and was named the A's Organization Hitter of the Year...named to the 2015 All-Star Futures Game...was a *Baseball America* Minor League All-Star in 2014 after leading the minors in walks (117) and ranking third in home runs (37)...played for Mesa in the Arizona Fall League in 2014...was rated as the A's No. 6 prospect by *Baseball America* prior to the 2016 season, No. 3 prior to 2015 and No. 10 prior to 2013.

**2019 HIGHLIGHTS**

Missed 34 games while on the injured list early in the season but still hit 36 home runs and drove in 91 runs while batting .267 in 127 games...had career highs in home runs, RBI and batting average and matched his high in extra base hits (62)...also won his second consecutive Rawlings Gold Glove for American League first basemen...tied for seventh in the AL in home runs...was hit by a pitch 12 times, which tied for seventh in the AL and tied for ninth in Oakland history...ranked fifth in the AL in go-ahead RBI (26) and tied for eighth in go-ahead home runs (14)...among first basemen, his 36 home runs led the AL, ranked third in the majors and was seventh in Oakland history...joins Mark McGwire (eight times) and Jason Giambi (twice) as the only first basemen in Oakland history with 30 or more home runs...ranked second among AL first basemen in RBI (91)...the A's compiled a 15-19 (.442) record while he was on the 10-day IL from March 27 to May 6 following a right hamate excision...was reinstated May 7 and Oakland went 82-44 (.651) following his return...hit .288 (94-for-326) with 42 of his 51 walks and a .956 OPS against right-handed pitchers compared to .223 (35-for-157) with a .767 OPS against lefties...now has a .911 career OPS against righties, .729 against lefties...batted .300 with 23 of his 36 home runs and a 1.023 OPS on the road...slugged .644 on the road, which was the second-best mark in the majors and fifth-best in Oakland history...ranked third in the AL in road OPS, fourth in home runs and tied for eighth in RBI (53)...19 of his home runs came with runners on base, which tied for second in the AL...17 came with two strikes, which ranked fourth in the AL and was the most by an Athletic since Miguel Tejada had 18 in 2002...led Major League first basemen in defensive runs saved (13)...led AL first basemen total chances (1121), putouts (1023) and assists (90), ranked second in fielding percentage (.993), double plays (95) and games (127) and tied for second in games started (125) and errors (8)...the assists tied for seventh most in Oakland history by a first baseman and were the most since Mark McGwire had 101 in 1991...was a unanimous choice as best first baseman in the Fielding Bible Awards...won the award for the second consecutive season...made a team-leading 73 starts batting third...hit .358 with 13 home runs and 35 RBI in 37 games batting clean-up and is a .324 hitter with 19 home runs and 44 RBI in 51 career games in the four spot...had a .305 batting average leading off an inning...hit .241 against a pitcher the first time he saw him in a game, .307 after that...batted .315 with no outs, .262 with one out and .228 with two outs...

**MOST HOME RUNS, OAKLAND FIRST BASEMAN**

- 48 Mark McGwire (1987)
- 47 Mark McGwire (1996)
- 42 Mark McGwire (1992)
- 39 Mark McGwire (1990)
- 38 Jason Giambi (2000)
- 37 Mark McGwire (1995)
- 36 Matt Olson (2019)

his career numbers are .311, .233 and .221...had a .299 batting average and 29 of his 36 home runs in innings one through six and a .195 average from the seventh inning on...hit .447 in the sixth inning...tied for sixth in the AL in intentional walks (7) and bunt hits (5) and ranked eighth in pitches per plate appearance (4.17).

**OAKLAND:** Was on the A's Opening Day roster and started each of the first two games before injuring his hand on a foul tip in his final at bat on March 21 against Seattle in Tokyo...underwent surgery on March 22 at the Kerlan-Jobe Clinic in Los Angeles, Calif...the surgery was performed by Dr. Steven Shin and involved a right hamate excision to Olson's right hand...was placed on the 10-day injured list March 27, retroactive to March 25, ending his consecutive games played streak at 164...started at first base in the A's Opener on March 20 to become the first Athletic to start back-to-back openers at first base since Daric Barton in 2010-11...began a rehab assignment with Las Vegas May 2 and went 4-for-22 (.182) with a home run, two RBI, three runs, a walk and three strikeouts in five games with the Aviators, including three at first base and two at designated hitter...was reinstated from the IL May 7 and hit .200 with seven home runs and 12 RBI over his first 25 games following his return...committed his first error of the season May 29, snapping a 75-game errorless streak dating back to Aug. 1, 2018...it was the fourth-longest errorless in Oakland history by a first baseman...hit .301 with 13 home runs and 29 RBI over a 38-game span from June 5 to July 19...had his first multi-homer game of the season June 28 at Los Angeles (AL) and matched his career-high with five RBI...also had two-homer games on Aug. 15 vs. Houston and Sept. 10 at Houston...now has seven career multi-homer games...had a career-high 16-game hitting streak from June 30 to July 21, which tied for fifth longest in Oakland history by a first baseman...went 19-for-64 (.297) with four home runs and nine RBI during the streak...collected seven doubles, nine home runs and 20 RBI in 28 games in June...tied for second in the AL in June extra base hits (16) and tied for third in home runs (9)...now has 22 home runs and 51 RBI in 68 career games in June...hit his second career walk-off home run July 30 against Milwaukee...it was his third career game-ending RBI...had a 10-game hitting streak from Aug. 28 to Sept. 7 (16-for-41, .390)...collected an extra base hit in a career-high six consecutive games from Aug. 30 to Sept. 5 (five doubles, two home runs)...reached base safely five times twice over a seven-game span, going 3-for-4 with two walks at New York on Aug. 31 and 4-for-4 with a walk Sept. 7 against Detroit...the four-hit game was the second of his career...drove in a run in a career-high tying five consecutive games from Sept. 10-14 and had five home runs and 10 RBI over that span...homered in three straight games from Sept. 12-14...it was the fifth time in his career he homered in at least three straight games...hit .263 with nine home runs and 23 RBI in 25 games in September...the RBI were his most ever in a month...tied for third in the AL in RBI and tied for fourth in home runs...now has 27 home runs and 64 RBI in 73 games in September over the last three years...the home runs are the most in the majors over that span and the RBI rank second (J.D. Martinez, 65)...started at first base in the AL Wild Card Game against Tampa Bay on Oct. 2 and went 1-for-3 with a walk.

## CAREER

**2018**—Played in all 162 games and batted .247 with 29 home runs and 84 RBI in his first full season in the majors...also won the American League Gold Glove Award for first basemen after leading Major League first basemen in games (162), total chances (1494), putouts (1403) and defensive runs saved (14)...joins Mark McGwire (1990) as the only A's first basemen to win a Gold Glove...hit all 29 of his home runs as a first baseman, which led AL first basemen and ranked third in the majors...led AL first basemen and ranked fourth in the majors in RBI (83)...was named to the *Sporting News* AL All-Star team...walked 70 times to fuel a .335 on-base percentage...his 162 games played marked the 13th time in Oakland history a player appeared in every game in a season, the first since Miguel Tejada in 2003...was the only player in the AL to appear in every game and one of five in the majors (Freeman, ATL; Galvis, SD; Markakis, ATL; Turner, WAS)...struck out 163 times, which tied for eighth most in the AL and is ninth most in Athletics history...hit .251 against left-handed pitchers compared to .244 against right-handers...hit 25 of his 29 home runs against righties and had an .830 OPS against righties, .701 against lefties...20 of his 29 home runs were solo shots...14 came in day games, which tied for seventh in the AL...batted .222 over innings 1-6, .301 from the seventh inning on...hit .310 with 14 home runs with no outs, .230 with nine home runs with one out and .211 with six home runs with two outs...batted .211 with seven home runs and 32 RBI in 76 games against AL West teams, .277 with 22 home runs and 52 RBI

in 86 games against everyone else...topped AL first basemen in games started (152), assists (84), double plays (115) and innings (1403.1)...tied for the fourth-most errors in the AL (7) but ranked third in fielding (.995)...is one of four first basemen in AL history to play in 162 games in a season along with Norm Siebern (KC, 1962), Bill Buckner (BOS, 1985) and Carlos Delgado (TOR, 2000)...is one of 19 ML first basemen to do it...is the fourth player in Athletics history to play every game at first base (Norm Siebern, 1962; Dick Siebert, 1940; Stuffy McInnis, 1912)...his 152 starts were second most to the Oakland record of 155 set by Daric Barton in 2010...played all but 62.1 innings at first base...set an Oakland record for total chances by a first baseman (1494), breaking Daric Barton's record of 1492 in 2010, and had 1403 putouts, which fell one short of Barton's 1404...had the most total chances by an AL first baseman since Mark Teixeira had 1572 for Texas in 2006...batted fifth 114 times, which was sixth most in Oakland history and the most since Sal Bando had 128 in 1976...ranked second in the AL pitches per plate appearance (4.31)...was the A's Opening Day starter at first base on March 29 against Los Angeles (AL) and became the second player in Oakland history and the fifth in Athletics history to make an Opening Day start on their birthday (Ray Fosse, 1974; Pete Suder, 1952; Charlie Pick, 1916; Ossee Schreckengost, 1907)...went 1-for-5 with a home run to become the fourth Major Leaguer dating back to 1908 to hit an Opening Day home run on his birthday...joins Jeff Mathis (2011), Ian Stewart (2010) and Scott Rolen (2000)...was the A's seventh different Opening Day starter at first base in the last seven years (Alonso, Canha, Davis, Barton, Moss, Allen)...stole the first base of his career April 3 against Texas...went 3-for-4 as a substitute on April 11 at Los Angeles (NL) to tie an Oakland record for most hits in a game by a non-starter...it was the 10th three-hit game by a substitute, the first since Rajai Davis on Aug. 22, 2008...went 4-for-6 with two doubles, two walks and his first career walk-off RBI, a single in the bottom of the 14th inning of the A's 12-11 win over Chicago (AL)...it was his first career four-hit game...hit .306 with nine home runs and 18 RBI over a 23-game stretch from May 14 to June 7...had his first of two two-homer games June 1 at Kansas City (also July 22 vs. San Francisco)...added a career-high five RBI against the Royals...had nine home runs and 22 RBI in 27 games in June...tied for third in the AL in home runs in June and ranked fifth in RBI...hit .314 over an 18-game stretch from July 29 to Aug. 19...hit his first career walk-off home run Aug. 17 against Houston...had 11 doubles in August, which tied for third in the AL...then batted .282 with five home runs, 19 RBI and 16 walks (.396 on-base percentage) in September...the batting average was his best single-month mark of the season...had five home runs and 16 RBI over a 17-game span from Sept. 8-26...hit his first career grand slam Sept. 26 at Seattle...went 0-for-2 with two walks in a start at first base in the Wild Card game at New York Oct 3.

**2017**—Batted .259 with 24 home runs and 45 RBI in 59 games over six stints with the A's in his rookie campaign...added 22 walks for a .352 on-base percentage...slugged .651 and had a 1.003 OPS...the slugging percentage was fourth highest in Oakland history among players with 200 or more plate appearances and the OPS was ninth best...tied for third among American League rookies in home runs and ranked eighth in RBI...his 24 home runs were third most in Athletics history by a rookie and the most since Mark McGwire set the record with 49 in 1987...they were the most by an Athletic 23 years old or younger since Eric Chavez hit 32 as a 23-year old in 2001...added 23 home runs with Nashville to become the first player to hit 20 home runs in both the majors and the minors since Giancarlo Stanton in 2010 (22 with Florida, 21 with Jacksonville)...averaged 7.88 at bats per home run, which was fourth fewest in ML history among players with a minimum of 200 plate appearances...had more home runs (24) than singles (23)...the home runs were second most in Athletics history (McGwire, 39 homers and 35 singles in 1995) among players with more home runs than singles...49.0% of his hits were home runs, which is the second-highest percentage in ML history among players with 200 or more plate appearances (McGwire, STL, 51.8% in 2001)...had just two doubles, which are the fewest in ML history by a player with 20 or more home runs (previous: 4 by Wes Covington, 1957 and Mark McGwire, 2001)...had five separate stints over the first four months of the season and hit .196 with four home runs and nine RBI in 18 games...following the Yonder Alonso trade, he was recalled for a sixth time Aug. 8 and batted .283 with 20 home runs and 36 RBI in 41 games before a hamstring strain on Sept. 24 ended his season with a week remaining...the 20 home runs were the most in the AL and tied for second most in the majors over that span (Aug. 8-Sept. 24)...hit 20 home runs after the All-Star Break, which tied for fifth in the AL...it was second most among ML rookies (Judge, NYY 22)...hit .280 with 20 of his 24 home runs against right-handed pitching...batted .318 during the day and .290 at home...started 38 games at first base (including each of his 36 starts during his final

stint) and 10 in right field...committed two errors, both at first base for a .995 fielding percentage...had three assists in 12 games as an outfielder...the A's had a 26-22 (.542) record with him in the starting lineup, 49-65 (.430) without...was recalled for the first time April 21 and went 0-for-3 in a start in right field against Seattle April 23 before he was optioned to Nashville April 27...also appeared in just one game during his second stint from June 3-4, delivering a pinch hit bases loaded walk in the ninth inning on June 4 against Washington...went 0-for-6 with a walk in four games during his third stint from June 10-13...recalled for a fourth time June 22 and hit .225 with four home runs and eight RBI in 10 games...hit his first Major League home run June 24 at Chicago (AL), a two-run shot off James Shields in the first inning...added another two-run homer in the seventh inning for his first career multi-homer game...went 1-for-2 in two games during his fifth stint from July 21-23...was recalled for good Aug. 8 and hit .283 with 20 home runs and 36 RBI over his final 41 games...homed in five consecutive games from Sept. 15-19 to tie the ML rookie record for consecutive games with a home run...was the first Oakland player to do it and the second Athletic (George Alusik, Aug. 7-11, 1962)...homed in each of his final nine series from Aug. 25 to Sept. 24...was the first rookie in Major League history with 15 home runs over a 21-game stretch (Aug. 27-Sept. 19) and 16 home runs over a 23-game span (Aug. 27-Sept. 22)...his 15 home runs over 21 games are the most by any player in Oakland history...matched bests by Reggie Jackson in 1969 with 13 home runs over 18 games from Sept. 3-22 and 16 home runs over 23 games from Aug. 27-Sept. 22...hit .305 with seven home runs and 14 RBI in 19 games in August...led AL rookies and tied for second among ML rookies in August home runs...then hit .266 with 13 home runs and 22 RBI in 22 games in September...the home runs were second most in ML history by a rookie in the month of September to Aaron Judge, who had 15 in 2017 and tied for the most by any Athletics player in September (Jason Giambi, 2000)...ranked second in the AL in home runs in September and tied for eighth in RBI, despite missing the final week of the season...had his second career two-homer game Sept. 4 against Los Angeles (AL)...homed nine times over a 12-game stretch from Sept. 9 (Game 2) to 22...was hit by a pitch in three consecutive games from Sept. 10-13, matching the longest such streak by an Athletic over the last 41 years (third time, last: Olmedo Saenz, May 4-6, 2001)...strained his hamstring Sept. 24 against Texas and missed the final seven games of the season...was named the A's Organization Hitter of the Year after batting .272 with 23 home runs and 60 RBI in 79 games with Nashville...added 45 walks for a .367 on-base percentage...was tied for fifth in the Pacific Coast League in home runs at the time of his final promotion to Oakland on Aug. 8...hit .293 with 19 of his 23 home runs against right-handed pitchers (.995 OPS)...batted .344 on the road and reached base safely in all 34 of his road games (.442 on-base percentage)...had a .333 batting average and .403 on-base percentage when leading off an inning...appeared in 73 games at first base, six at designated hitter and one at third base...had his first of two four-hit games April 29 against New Orleans (also May 21 at Sacramento)...slugged his first two-homer game of the season May 13 against Albuquerque...had a season-best 10-game hitting streak from May 15 to 25...went 17-for-45 (.378) with six doubles, four home runs and 14 RBI during the streak...had an extra base hit in each of the first nine games during the streak...finished May with nine home runs and 26 RBI in 29 games...then had his second two-homer game with the Sounds June 2 at Iowa...went 1-for-2 with four walks, a grand slam and a season-high tying four RBI July 19 at Iowa...homed in three of his four games in August before his final promotion to Oakland.

**2016**—Made his Major League debut with Oakland as a September call-up and went 2-for-21 (.095) in 11 games...added seven walks for a .321 on-base percentage...appeared in five games (four starts) in right field and four games (two starts) at first base...was selected from Triple-A Nashville Sept. 12 following the conclusion of the Sounds season...made his debut that day at Kansas City and walked as a pinch hitter in the ninth inning...become the first player drafted by the A's out of high school to reach the majors with Oakland since Trevor Cahill (2nd round in 2006, debut in 2009) and the first non-pitcher since Eric Chavez (1st round 1996, debut in 1998)...went 0-for-3 with two walks in his first start (first base) Sept. 15 against the Royals...singled off Nick Martinez in the third inning Sept. 25 against Texas for his first Major League hit...his first extra base hit was a double in his final game on Oct. 2 at Seattle...batted .235 with 17 home runs and 60 RBI in 131 games in his Triple-A debut with Nashville...added 71 walks for a .335 on-base percentage...tied for third in the Pacific Coast League in doubles (34), ranked fifth in walks and tied for sixth in extra base hits (52)...ranked second in the A's farm system in doubles and walks, tied for second in extra base hits, sixth in home runs and ninth in runs (69)...hit .256 with 16 of

his 17 home run off right-handed pitchers compared to .167 against left-handers...had 11 home runs and 41 RBI in 64 games on the road, six home runs and 19 RBI in 67 games at home...batted .368 with four of his 17 home runs in the ninth inning...appeared in 81 games in right field and 49 at first base...did not commit an error at first base but had five as an outfielder for a .966 fielding percentage...collected a season-high four hits May 24 at Las Vegas...homered in back-to-back games for the only time July 14 and 15 at El Paso...hit his 100th career minor league home run Aug. 20 at Omaha...batted .263 with four walks, a home run and three RBI in five games for Nashville in the PCL Semifinals.

**2015**—Made his Double-A debut with Midland and spent the entire season with the RockHounds, batting .249 with 17 home runs and 75 RBI in 133 games...added 105 walks for a .388 on-base percentage...ranked second in all of minor league baseball in walks to teammate Colin Walsh (124)...tied for the Texas League lead in intentional walks (6), ranked second in walks, tied for second in extra base hits (54), third in doubles (37), RBI and on-base percentage, fourth in runs (82), tied for fourth in home runs, fifth in games and tied for ninth in hit by pitches (6)...ranked second in the A's farm system in walks and on-base percentage, tied for second in extra base hits, third in doubles, tied for third in RBI, fourth in runs and home runs, eighth in slugging percentage (.438) and ninth in total bases (204)...named to the Texas League Midseason All-Star team and the All-Star Futures Game...belted 11 of his 17 home runs with runners on base...appeared in 62 games at first base, 59 in right field and two at third base... had 11 outfield assists, which tied for fourth in the TL...reached base safely via hit or walk in 116 of his 133 games...reached base safely in 21 consecutive games from April 20 to May 12...hit .240 with a .404 on-base percentage during the streak...singled and walked a season-high four times in five plate appearance June 14 against Frisco...started at designated hitter for the South All-Stars in the Texas League All-Star Game at Corpus Christi June 30 and went 0-for-4...went 1-for-2 for the United States team in the All-Star Futures Game at Cincinnati July 12...had his only two homer game of the season and collected a season-high five RBI July 27 at Frisco...batted .185 with a home run and four RBI in seven postseason games for the Texas League Champion RockHounds...was rated as the A's sixth-best prospect by *Baseball America* following the season.

**2014**—Was named to the California League Postseason All-Star team after batting .262 with 37 home runs and 98 RBI in 138 games...added 117 walks for a .404 on-base percentage...the walks were the most in all of the minor leagues and the home runs were third best behind Kris Bryant (43) and Joey Gallo (42)...also ranked third in the minors in runs (111), fifth in total bases (278) and tied for sixth in extra base hits (69)...was named to the *Baseball America* Minor League All-Star Team...led the Cal League in home runs, runs, walks, extra base hits and total bases, tied for the lead in games, ranked third in RBI and on-base percentage, sixth in slugging percentage (.543) and 10th in doubles (31)...topped the A's farm system in home runs, RBI, runs, walks, extra base hits, total bases and slugging percentage, ranked second in on-base percentage, fifth in doubles and sixth in hits (134)...his 37 home runs were third best by an A's farmhand since the club moved to Oakland in 1968 (39, Adam Piatt in 1999 and Chris Carter in 2008)...appeared in 107 games at first base, eight in right field and one in left field...led CL first basemen in fielding percentage (.993)...reached base safely in 21 consecutive games from May 8 to 29...had four two-homer games, three of which came over a nine-game stretch from June 19 to 27...went 5-for-6 with a double, two home runs and five RBI June 19 against Bakersfield...one of the home runs was a grand slam...went 3-for-7 (.429) with two doubles, two walks and a RBI in two postseason games for Stockton...then played for Mesa in the Arizona Fall League following the season and hit .257 with a .435 on-base percentage, four home runs and eight RBI in 11 games...was named to the AFL Top Prospects Team at first base and played in the AFL Fall Stars Game...was rated by *Baseball America* as the No. 3 prospect in the A's farm system.

**2013**—Spent the entire season at Single-A Beloit where he hit .225 with 23 home runs and 93 RBI in 134 games...added 72 walks for a .326 on-base percentage...ranked second in the Midwest League in home runs and RBI, third in extra base hits (55), fifth in walks and tied for 10th in doubles (32)...also tied for the league lead in games and ranked second in strikeouts (148)...was named to ML Midseason All-Star Team...ranked second in the A's farm system in home runs, RBI and extra base hits, tied for fourth in doubles, seventh in walks and ninth in total bases (209)...hit .373 with runners in scoring position and two outs...appeared in 127 games at first base and was

named the best defensive first baseman in the ML by *Baseball America*...led league first basemen in games, total chances (1220), putouts (1109) and assists (102) and tied for the lead in double plays (97)...committed nine errors for a .993 fielding percentage...had his first of two two-homer games Aug. 11 at Burlington (also Aug. 21 at Kane County)...was named Midwest League Player of the Week for the week of Aug. 19-25 after going 11-for-29 (.379) with eight runs scored, five doubles, five home runs, 12 RBI and four multiple hit games in seven games...tied for second in all of minor league baseball with 10 home runs in August...went 1-for-16 (.063) with a double, RBI and four walks in five postseason games for the Snappers.

**2012**—Batted .282 with nine home runs and 45 RBI in 50 games with the A's affiliate in the Arizona Rookie League and Short Season Single-A Vermont...ranked second in the Arizona League in home runs (8) and fourth in doubles (16) and RBI...appeared in 40 games at first base and one at catcher...went 4-for-5 with two doubles, a home run, four RBI and four runs scored in his professional debut June 24 at the Indians...was named the A's No. 10 prospect by *Baseball America* following the season.

## PERSONAL/MISCELLANEOUS

Matthew Kent Olson was originally signed by A's scout Matt Ranson...graduated from Parkview High (GA) School in 2012...had his jersey retired by Parkview in 2019...was drafted 47th overall as compensation for the loss of free agent David DeJesus.

## LIFETIME PLAYING RECORD

Year	Club	AVG.	G	AB	R	H	2B	3B	HR	RBI	SH	SF	HP	BB	SO	SB	CS	OBP	SLG	E
2012	AZL A's	.282	46	177	29	50	16	1	8	41	0	2	2	16	46	0	0	.345	.520	3
	Vermont	.273	4	11	3	3	0	0	1	4	0	1	1	3	4	0	0	.438	.545	0
2013	Beloit	.225	134	481	69	108	32	0	23	93	0	3	2	72	148	4	3	.326	.435	9
2014	Stockton	.262	138	512	111	134	31	1	37	97	0	0	5	117	137	2	0	.404	.543	7
2015	Midland	.249	133	466	82	116	37	0	17	75	0	8	6	105	139	5	1	.388	.438	7
2016	Nashville	.235	131	464	69	109	34	1	17	60	2	3	0	71	132	1	0	.335	.422	5
	OAKLAND	.095	11	21	3	2	1	0	0	0	0	0	0	7	4	0	0	.321	.143	0
2017	Nashville	.272	79	294	56	80	16	1	23	60	0	3	1	45	83	3	0	.367	.568	2
	OAKLAND	.259	59	189	33	49	2	0	24	45	0	0	5	22	60	0	0	.352	.651	2
2018	OAKLAND	.247	162	580	85	143	33	0	29	84	0	2	8	70	163	2	1	.335	.453	7
2019	OAKLAND	.267	127	483	73	129	26	0	36	91	0	1	12	51	138	0	0	.351	.545	8
	Las Vegas	.182	5	22	3	4	0	0	1	2	0	0	1	1	3	0	0	.250	.318	0
<b>Major League Totals</b>		<b>.254</b>	<b>359</b>	<b>1273</b>	<b>194</b>	<b>323</b>	<b>62</b>	<b>0</b>	<b>89</b>	<b>220</b>	<b>0</b>	<b>3</b>	<b>25</b>	<b>150</b>	<b>365</b>	<b>2</b>	<b>1</b>	<b>.343</b>	<b>.512</b>	<b>17</b>

## CAREER TRANSACTIONS

**2012** — Selected by the Oakland Athletics organization as a compensation pick (47th selection overall) following the 1st round of the First-Year Player Draft. **2019** — On the injured list, March 25 to May 6; included rehabilitation assignment to Las Vegas, May 1 to 6.

## WILD CARD RECORD

Year	Club/Opp.	AVG.	G	AB	R	H	2B	3B	HR	RBI	SH	SF	HP	BB	SO	SB	CS	OBP	SLG	E
2018	OAK vs. NYY	.000	1	2	0	0	0	0	0	0	0	0	0	2	0	0	0	.500	.000	0
2019	OAK vs. TB	.333	1	3	0	1	0	0	0	0	0	0	0	1	1	0	0	.500	.333	0
<b>Totals</b>		<b>.200</b>	<b>2</b>	<b>5</b>	<b>0</b>	<b>1</b>	<b>0</b>	<b>0</b>	<b>0</b>	<b>0</b>	<b>0</b>	<b>0</b>	<b>0</b>	<b>3</b>	<b>1</b>	<b>0</b>	<b>0</b>	<b>.500</b>	<b>.200</b>	<b>0</b>

## OLSON'S CAREER BESTS

**Hits:** 4 (twice), last: September 7, 2019 vs. Detroit

**Home Runs:** 2 (seven times), September 10, 2019 at Houston; August 15, 2019 vs. Houston; June 28, 2019 at Los Angeles (AL); July 22, 2018 vs. San Francisco; June 1, 2018 at Kansas City; September 4, 2017 vs. Los Angeles (AL); June 24, 2017 at Chicago (AL)

**Runs Batted In:** 5 (twice), June 28, 2019 at Los Angeles (AL); June 1, 2018 at Kansas City

**Stolen Bases:** 1 (twice), last: April 24, 2018 at Texas

**Hitting Streak:** 16, June 30 to July 21, 2019

**Hitless Streak (At Bats):** 18, May 29 to June 5, 2019

**Game Ending RBI:** 3, July 30, 2019 vs. Milwaukee (home run); August 17, 2018 vs. Houston (home run); April 18 vs. Chicago-AL (single)

**Grand Slams:** 1, September 26, 2018 at Seattle (Chasen Bradford)

**Pinch-Hit Home Runs:** None

**Inside-The-Park Home Runs:** None

**Lead Off Home Runs:** None



**INFIELDER****Height/Weight:** 5-8 / 181**Bats/Throws:** Right / Right**Birthdate:** February 1, 1990**Opening Day Age:** 30**Birthplace/Resides:** St. Charles, Missouri / St. Charles, Missouri**Major League Service:** 20 days**Obtained:** Signed to a minor league contract, November 26, 2019**Contract Status:** First year of a one-year contract through 2020**NON-ROSTER INVITEE****CAREER HIGHLIGHTS**

Was signed by Milwaukee as a non-drafted free agent following the 2013 draft and spent the first seven seasons of his professional career in the Brewers organization...appeared in 15 games with Milwaukee in 2018 and was 2-for-21 (.095) in his Major League debut...is a .288 hitter in 778 games in the minors...also has 362 walks and 109 hit by pitches for a .389 on-base percentage...has played every position as a minor leaguer, including 364 games at second base, 159 at third base and 153 in right field...also had 55 games at shortstop, 35 in left field, four in center field and one each at pitcher, catcher and first base...played for Surprise in the Arizona Fall League in 2015...was a Florida State League Postseason All-Star in 2014.

**2019 HIGHLIGHTS**

Spent the entire season at Triple-A San Antonio where he hit .272 with a career-high 11 home runs and 54 RBI in 125 games...added a career-high 65 walks and was hit by a pitch a career-high tying 22 times for a .399 on-base percentage...now has 109 hit by pitches in 778 games over seven seasons in the minors, an average of 15.6 per season...led the Pacific Coast League in hit by pitches and tied for ninth in walks...led the Milwaukee farm system in runs (85), tied for the lead in hit by pitches, ranked second in on-base percentage, fourth in walks and tied for sixth in OPS (.809)...also stole 11 bases in 14 attempts (78.6%)...batted .307 (35-for-114) against left-handed pitching compared to .258 (75-for-291) against right-handers...went 7-for-10 (.700) with two doubles, a home run, 18 RBI, a walk and a hit by pitch with the bases loaded (.750 on-base percentage, 1.200 slugging percentage, 1.950 OPS)...hit .324 with a 1.000 OPS during the day...10 of his 11 home runs came with the scored tied or his team trailing...12 of his 22 hit by pitches came on Sundays...started 72 games in right field, 30 at second base, five at third base and four in left field...made one error as a second baseman (.990 fielding percentage), one as a third baseman (.917) and three in 86 games in the outfield (.979)...also went 0-for-5 with two strikeouts as a pinch hitter...hit in every spot in the order, including 34 games batting second and 26 in the six spot.

**SAN ANTONIO:** Went 11 consecutive games without a strikeout from April 9-22 (38 plate appearances)...was hit by a pitch a career-high tying two times in the second game of an April 21 doubleheader at Nashville, his first of two games in 2019 with two hit by pitches (also June 2 vs. Omaha)...finished April with a .219 batting average but then hit .356 with four home runs and 11 RBI in 28 games in May...added 13 walks for a .453 on-base percentage...went 26-for-62 (.419) with six walks and four hit by pitches (.520 on-base percentage) over a 19-game stretch from May 14 to June 2...was a perfect 3-for-3 with a walk in the second game of a May 27 doubleheader at Memphis and then went 4-for-5 the next day against the Redbirds...the four hits matched his career high (eighth time)...hit .385 over a 10-game stretch from June 16-27...scored a career-high tying four runs June 18 against Reno (third time)...was 0-for-20 with a walk and a hit by pitch over a seven-game span from June 28 to July 4...had a season-high seven-game hitting streak from July 7-17...went 9-for-24 (.375) with 11 runs scored, four doubles, six RBI and five walks (.531 on-base percentage) during the streak...batted .255 with a .423 on-base percentage during a season-high 16-game reaching base streak from July 7-30...went 1-for-5 with three strikeouts July 20 at Oklahoma City, his only game with more than two strikeouts...walked a career-high tying three times Aug. 9 at Albuquerque (also Aug. 20 at Iowa)...went 2-for-26 (.077) with eight

walks and two hit by pitches from Aug. 11-22...had two sacrifice bunts, Aug. 17 vs. New Orleans... hit safely in nine of his final 10 games beginning Aug. 23, going 13-for-34 (.382) with two home runs, eight RBI and nine walks (.553 on-base percentage)...connected for his first career grand slam and drove in a career-high five runs Aug. 24 against Oklahoma City...batted .268 in August but walked 24 times in 28 games for a .445 on-base percentage...also scored 21 runs.

## CAREER

**2018**—Made his Major League debut with Milwaukee as he appeared in 15 games during three stints (July 2-7, July 8-11 and July 14-23)...made two starts, including his Major League debut on July 2 against Minnesota at second base...also started at short against the Twins two days later... became the 10th player in franchise history to homer for his first career hit on July 4, a solo shot off José Berríos...was a Pacific Coast League All-Star at Triple-A Colorado Springs...following the season played for Escogido in the Dominican Winter League and hit .218 in 14 games.

**2017**—Was among the Pacific Coast League leaders in runs (2nd, 103), doubles (t-4th, 32), triples (t-4th, 11), on-base percentage (5th, .397) and batting average (10th, .320)...following the 2017 season played for La Guaira in the Venezuelan Winter League and batted .337 in 29 games.

**2016**—Split the season between Double-A Biloxi and Triple-A Colorado Springs...hit .342 with 11 runs, seven doubles, two triples and 11 RBI in 22 games in May with the Sky Sox...batted .340 with 25 runs, 10 doubles, three triples, a homer and 27 RBI and a .410 on-base percentage prior to the PCL All-Star break.

**2015**—Owned 12-game hitting streak from May 25 to June 17 (16-for-42, .381)...played for the Surprise Saguaros of the Arizona Fall League following the season and batted .464 with seven RBI in seven games.

**2014**—Was a Florida State League Postseason All-Star...led the FSL in hit-by-pitches (22) and ranked among the league leaders in on-base percentage (2nd, .388), doubles (t-5th, 30) and batting average (9th, .288)...had a 13-game hitting streak from June 17-29 (26-for-57, .456)...batted .369 against left-handers.

**2013**—Made his professional debut with Helena and hit .312 with 24 RBI in 43 games...was hit by a pitch 10 times and walked 25 times for a .448 on-base percentage.

## PERSONAL/MISCELLANEOUS

Nathan Andrew Orf was originally signed by Brewers scout Brian Sankey...graduated from Francis Howell (MO) High School, where he also played football (running back and safety)...attended the University of Illinois-Chicago (2009-10) before graduating from Baylor University with a bachelor's degree in communications...was a 2013 First Team All-Big 12 selection...also earned 2013 Second-Team Academic All-Big 12 honors...was named 2012 Big 12 Conference Newcomer of the Year and earned First-Team All-Big 12 honors.

### LIFETIME PLAYING RECORD

Year	Club	AVG.	G	AB	R	H	2B	3B	HR	RBI	SH	SF	HP	BB	SO	SB	CS	OBP	SLG	E
2013	Helena	.312	43	138	35	43	10	2	0	24	1	1	10	25	21	3	3	.448	.413	12
2014	Brevard County	.288	123	451	66	130	30	4	2	43	4	6	22	55	74	7	6	.388	.386	5
2015	Biloxi	.274	127	424	65	116	26	4	2	43	8	5	11	63	70	5	3	.378	.368	5
2016	Biloxi	.211	38	128	18	27	4	0	0	5	1	2	7	18	16	3	2	.335	.242	3
	Colorado Springs	.288	89	326	50	94	19	3	2	37	9	4	10	32	47	6	3	.366	.383	8
2017	Colorado Springs	.320	125	434	103	139	32	11	9	65	3	9	7	54	75	7	2	.397	.507	8
2018	Colorado Springs	.298	108	399	67	119	27	3	6	55	2	7	20	50	72	22	4	.397	.426	9
	MILWAUKEE	.095	15	21	4	2	0	0	1	1	0	0	1	3	8	1	0	.240	.238	0
2019	San Antonio	.272	125	405	85	110	21	1	11	54	5	2	22	65	74	11	3	.399	.410	5
	Major League Totals	.095	15	21	4	2	0	0	1	1	0	0	1	3	8	1	0	.240	.238	0
	Minor League Totals	.288	778	2705	489	778	169	28	32	326	33	36	109	362	449	64	26	.389	.406	55

## LIFETIME PITCHING RECORD

Year	Club	W	L	ERA	G	GS	CG	SHO	SV	IP	H	R	ER	HR	HB	BB	IBB	SO	WP	BK
2014	Brevard County	0	0	0.00	1	0	0	0	0	0.1	0	0	0	0	0	0	0	0	0	0

## CAREER TRANSACTIONS

**2013** — Signed by the Milwaukee Brewers organization as a non-drafted free agent, June 14. **2019** — Elected free agency, November 4; signed by the Oakland Athletics to a minor league contract, November 26.

## ORF'S CAREER HIGHS

**Hits:** 1 (twice), last: July 23, 2018 vs. Washington  
**Home Runs:** 1, July 4, 2018 vs. Minnesota  
**Runs Batted In:** 1, July 4, 2018 vs. Minnesota  
**Stolen Bases:** 1, July 3, 2018 vs. Minnesota  
**Hitting Streak:** 1 (twice), last: July 23, 2018 to present  
**Hitless Streak (At Bats):** 12, July 5 to 23, 2018  
**Game Ending RBI:** None  
**Grand Slams:** None  
**Pinch-Hit Home Runs:** None  
**Inside-The-Park Home Runs:** None  
**Lead Off Home Runs:** None

## ATHLETICS TRIPLE PLAYS

Turned (21; Philadelphia 12, Kansas City 1, Oakland 8)

Date	Opponent	Fielders	Batter
Sept. 22, 1906	at St. Louis	Shean to Nichols to Davis	Bobby Wallace
April 28, 1908	vs. Washington	Davis to Murphy to Nichols	Jim Delahanty
July 30, 1909	vs. Cleveland	Collins to Baker to Davis	George Stovall
May 16, 1913	at Cleveland	Barry to Thomas to Baker to Houck to Barry to Collins to Baker to Oldring	Ivy Olson
July 28, 1914	at Detroit	Walsh to Bush to Collins to McInnis to Schang	Bobby Veach
May 10, 1919	at Boston	Dykes to Galloway to Griffin	Eddie Foster
Aug. 5, 1922	at St. Louis	Galloway to Young to Hauser	George Sisler
Aug. 4, 1923	vs. Detroit	Galloway to Scheer to Hauser	Ty Cobb
Sept. 16, 1926	at St. Louis	Gray to Wambsganns to Poole	George Sisler
Sept. 5, 1927	vs. Washington	Boley to Bishop to Dykes	Ossie Bluege
Sept. 25, 1946	vs. Washington	Richmond to Grimes to Astroth to Richmond to Wallaesa	Cecil Travis
May 8, 1948	vs. Chicago	Suder to Joost to Fain	Taffy Wright
Sept. 4, 1966	vs. Boston	Campaneris to Green to Talton to Roof	Tony Conigliaro
May 7, 1979	at Baltimore	Gross to Klutts to Revering	Gary Roenicke
June 19, 1979	vs. Kansas City	Gross to Edwards to Revering	Al Cowens
June 23, 1979	vs. Texas	Gross to Armas to Chalk to Armas	John Grubb
April 27, 1981	vs. California	Picciole to Revering	Don Baylor
July 18, 1983	vs. Detroit	Peters to Phillips to Almon to Gross	John Wockenfuss
April 7, 1996	vs. Detroit at Las Vegas	Young to Gates to Giambi to Steinbach	Bobby Higginson
May 29, 2000	at New York	Velarde unassisted	Shane Spencer
August 21, 2012	vs. Minnesota	Donaldson to Rosales to Carter	Trevor Plouffe

**CATCHER****Height/Weight:** 6-0 / 210**Bats/Throws:** Right / Right**Birthdate:** October 27, 1990**Opening Day Age:** 29**Birthplace/Resides:** Valencia, Venezuela / Valencia, Venezuela**Major League Service:** 2 years, 167 days**Obtained:** Signed to a minor league contract, November 26, 2019**Contract Status:** First year of a one-year contract through 2020**NON-ROSTER INVITEE****CAREER HIGHLIGHTS**

Is a .215 career hitter with 11 home runs and 58 RBI in 212 games over four seasons in the majors with Los Angeles-AL (2015-17), Texas (2018) and Atlanta (2018)...has tossed out 56-of-146 (38.4%) attempted base stealers...was originally signed by the Toronto Blue Jays out of Venezuela in 2008 and has also played in the Houston and Baltimore organizations in 12 seasons as a professional...has a .284 average in 761 games in the minors and has thrown out 297-of-806 (36.8%) base runners...was named MVP of the New York-Penn League in 2010.

**2019 HIGHLIGHTS**

Spent most of the season at Double-A Bowie in the Baltimore organization where he hit .251 with 14 home runs and 60 RBI in 94 games...also went 3-for-24 (.125) in eight games with Triple-A Norfolk and batted a combined .243 in 102 games overall...the games played, home runs (14) and RBI (60) were his most as a minor leaguer but the batting average and .293 on-base percentage was his lowest...tied for third in the Orioles farm system in RBI, ranked fourth in home runs and slugging (.434), tied for sixth in extra base hits (37), tied for seventh in doubles (23) and 10th in OPS (.736)...ranked seventh in the Eastern League in slugging (.434)...his batting average included a mark of .304 (31-for-102) against left-handed pitchers compared to .221 (60-for-272) with 11 of his 14 home runs against right-handers...batted .314 when leading off an inning...combined to hit .287 in his home ballparks compared to .204 on the road...had a .323 average with no outs, .222 with one out and .177 with two outs...made 72 starts at catcher and 16 at first base...tossed out 33-of-77 (42.9%) attempted base stealers...committed six errors behind the plate (.991 fielding percentage) and one as a first baseman (.992)...also went 6-for-47 (.128) in 13 games at designated hitter...hit in every spot in the order except first and second and saw his most action with 44 games batting fourth and 34 hitting fifth.

**MINORS:** Began the season at Norfolk and was hitting .105 with a double, a walk and no RBI in seven games when he was transferred to Bowie April 20...was a perfect 3-for-3 with two doubles and a walk April 27 against Akron...it was his first of five three-hit games in 2019...was 4-for-17 (.235) with three doubles in five games at Double-A before returning to the Tides April 28...went 1-for-5 on April 29 at Durham and was sent back to Bowie May 2...spent the remainder of the season with the Baysox...batted a combined .171 with no RBI in 13 games in April...tossed out 10-of-12 (83.3%) attempted base stealers from April 29 to June 14...snapped a season-opening 15-game streak without an RBI May 6 at Altoona when he drove in four runs...it was his first of three four-RBI games (June 27 vs. Akron and July 24 at Richmond)...homed in back-to-back games on May 6 and 7, which were his only two home runs over his first 44 games through June 22...then hit 12 home runs over his final 58 contests...hit .286 with two home runs and 11 RBI over a 13-game span from May 6-29...then went 12-for-61 (.197) over his next 16 contests from May 31-June 22...reached base safely in 27 consecutive games from June 24 to July 26, which matched the longest reaching base streak in the EL in 2019...hit .316 with eight home runs, 20 RBI and a .384 on-base percentage during the streak...had a season-high seven-game hitting streak from July 11-18 (10-for-28, .357)...hit .286 with six home runs in July, both his best single-month figures on 2019...then had 22 RBI in 26 games in August...struck out three times Aug. 3 against Portland, his only game with more than two strikeouts...tossed out three attempted base stealers in the second game of a Aug. 10 doubleheader at Richmond...hit .367 with four home

runs and 15 RBI over a 13-game stretch from Aug. 11 to 24...batted .200 (6-for-30) with two doubles, a home run, six RBI and two walks in eight postseason games.

## CAREER

**2018**—Acquired by the Atlanta Braves from the Los Angeles Angels in exchange for infielder Ryan Schimpf on Mar. 31...claimed off waivers by the Texas Rangers on May 2...hit .305 in 26 combined minor league games between Double-A Frisco and Triple-A Round Rock...batted .143 in 28 combined major league games between Atlanta and Texas.

**2017**—Appeared in 11 games with the Los Angeles Angels across two stints after spending a majority of the season with Triple-A Salt Lake...tallied his second career walk-off hit on April 11 vs. Texas with an RBI squeeze bunt...led the Bees with a .352 average.

**2016**—Was the Angels Opening Day catcher...was a finalist for the Rawlings Gold Glove Award at catcher...posted a 37.5% (21-for-56) caught stealing percentage, good for third by an American League catcher (min. 650 inn.)...went 5-for-6 with two doubles, a home run and six RBI July 2 at Boston...joined Kendrys Morales, Chone Figgins, Mo Vaughn and Dave Winfield as the only Angels with five hits and six RBI in a single game...it was the fourth six-RBI game by an Angel catcher in franchise history and first since Jeff Mathis, July 23, 2008 vs. Cleveland...the five hits marked just the fifth occurrence in franchise history by an Angels catcher.

**2015**—Recalled by the Angels on May 4 and made his Major League debut the following day on May 5 vs. Seattle, going 2-for-4 with a home run and an RBI, including a walk-off home run in the bottom of the ninth...according to STATS, LLC., he is the fourth player all-time to hit a walk-off home run during a debut, joining the Florida Marlins Miguel Cabrera on June 20, 2003 vs. Tampa Bay, Cleveland Indians Josh Bard, Aug. 23, 2002 vs. Seattle, and the Angels Billy Parker, Sept. 9, 1971 vs. Milwaukee...became the 26th Angel all-time to homer in his first game with the club, and just the sixth to do so during their ML debut...posted a 37.9% (18-for-59) caught stealing percentage, which ranked third in the American League.

**2014**—Was a non-roster invitee to Spring Training...spent the entire season with Triple-A Oklahoma City, appearing in 88 games...hit .259 with 16 doubles, two triples, a career-high-tying six home runs, 33 runs and 34 RBI...threw out 32.4 percent (22-of-68) potential base stealers.

**2013**—Was a non-roster invitee to Spring Training...split the season between Double-A Corpus Christi and Triple-A Oklahoma City...hit a combined .271 with 14 doubles, two home runs, 29 runs and 32 RBI in 91 games between the two levels...threw out 47.8 percent (43-of-90) potential base stealers for the season.

**2012**—Was a non-roster invitee to Spring Training...played in a combined 97 games between Single-A Lansing and Single-A Advanced Lancaster...batted .285 with a career-high 28 doubles, six triples, five home runs, 59 runs and 50 RBI...finished third on Lansing in doubles and triples...threw out 33.6 percent (45-of-134) potential base stealers.

**2011**—Spent the entire season with Single-A Lansing, hitting .256 with 17 doubles, six triples, three home runs, 58 runs and 41 RBI.

**2010**—Named MVP of the New York-Penn League and a NYPL Mid-Season All-Star...spent the entire season with Short-Season A Auburn, batting .298 with 11 doubles, a career-high eight triples, two home runs, 44 runs and 41 RBI...led Auburn in hitting, triples, runs and RBI.

**2009**—Named the R. Howard Webster Award (awarded to the top Blue Jays player at each level) winner for the Gulf Coast League Blue Jays...spent the full season with the GCL Blue Jays, playing in 43 games...hit .291 with 11 doubles, three triples, one home run, 17 runs and 21 RBI...hit his first professional home run July 24 vs. GCL Yankees.

**2008**—Named the R. Howard Webster Award (awarded to the top Blue Jays player at each level) winner for the Dominican Summer League Blue Jays...spent the entire season with the DSL Blue Jays1...hit .306 with 10 doubles, two triples, 27 runs and 29 RBI in 58 games.

## PERSONAL/MISCELLANEOUS

Carlos Eduardo Pérez...is married, Karla...has a daughter, Marcela.

### LIFETIME PLAYING RECORD

Year	Club	AVG.	G	AB	R	H	2B	3B	HR	RBI	SH	SF	HP	BB	SO	SB	CS	OBP	SLG	E
2008	DSL Blue Jays 1	.306	58	196	27	60	10	2	0	29	0	3	6	52	28	7	5	.459	.378	10
2009	GCL Blue Jays	.291	43	141	17	41	11	3	1	21	1	3	2	16	23	2	5	.364	.433	5
2010	Auburn	.298	66	235	44	70	11	8	2	41	0	3	6	34	41	7	3	.396	.438	5
2011	Lansing	.256	95	383	58	98	17	6	3	41	1	6	2	37	74	6	2	.320	.355	14
2012	Lansing	.318	26	88	11	28	6	1	0	10	2	0	1	6	17	0	1	.368	.409	1
	Lancaster	.275	71	273	48	75	22	5	5	40	3	5	3	35	38	3	2	.358	.447	6
2013	Corpus Christi	.283	16	53	6	15	4	0	1	5	1	0	2	4	11	0	0	.356	.415	2
	Oklahoma City	.269	75	264	29	71	14	0	2	32	3	4	0	25	39	1	1	.328	.345	7
2014	Oklahoma City	.259	88	301	33	78	16	2	6	34	6	3	1	29	54	3	0	.323	.385	12
2015	Salt Lake	.361	17	72	11	26	8	0	2	12	0	0	0	7	7	1	0	.418	.556	1
	LOS ANGELES (AL)	.250	86	260	20	65	13	0	4	21	2	2	0	19	49	2	0	.299	.346	5
2016	Salt Lake	.359	10	39	9	14	4	0	3	10	0	0	0	1	7	0	2	.375	.692	1
	LOS ANGELES (AL)	.209	87	268	25	56	16	0	5	31	8	2	1	12	49	1	0	.244	.325	3
2017	Salt Lake	.352	68	261	40	92	18	3	5	40	0	4	3	32	38	4	1	.423	.502	8
	LOS ANGELES (AL)	.100	11	20	1	2	0	0	1	3	0	0	0	1	6	0	0	.143	.250	2
2018	ATLANTA	.143	8	21	0	3	0	0	0	0	0	0	0	1	6	0	0	.182	.143	1
	Frisco	.250	4	16	3	4	2	0	2	5	0	0	0	2	5	0	0	.333	.750	1
	Round Rock	.316	22	79	10	25	2	0	4	13	0	1	0	7	12	0	0	.368	.494	0
	TEXAS	.143	20	49	1	7	2	0	1	3	2	0	1	1	15	1	0	.176	.245	1
2019	Norfolk	.125	8	24	2	3	1	0	0	0	0	0	0	1	4	0	0	.160	.167	0
	Bowie	.251	94	350	34	88	22	0	14	60	1	6	8	20	52	0	0	.302	.434	7
<b>Major League Totals</b>		<b>.215</b>	<b>212</b>	<b>618</b>	<b>47</b>	<b>133</b>	<b>31</b>	<b>0</b>	<b>11</b>	<b>58</b>	<b>12</b>	<b>4</b>	<b>2</b>	<b>34</b>	<b>125</b>	<b>4</b>	<b>0</b>	<b>.257</b>	<b>.319</b>	<b>12</b>
<b>Minor League Totals</b>		<b>.284</b>	<b>761</b>	<b>2775</b>	<b>382</b>	<b>788</b>	<b>168</b>	<b>30</b>	<b>50</b>	<b>393</b>	<b>18</b>	<b>38</b>	<b>34</b>	<b>308</b>	<b>450</b>	<b>34</b>	<b>22</b>	<b>.358</b>	<b>.420</b>	<b>80</b>

### CAREER TRANSACTIONS

**2008** — Signed by the Toronto Blue Jays organization as a non-drafted free agent, January 2. **2012** — Traded to the Houston Astros with pitchers Francisco Cordero, Joe Musgrove, David Rollins, Asher Wojciechowski and a player to be named later (Kevin Comer) for pitchers David Carpenter, J.A. Happ and Brandon Lyon and outfielder Ben Francisco, July 20. **2014** — Traded to the Los Angeles Angels with pitcher Nick Tropeano for catcher Hank Conger, November 5. **2018** — Traded to the Atlanta Braves for infielder Ryan Schimpf, March 31. Claimed off waivers by the Texas Rangers, May 2. On the disabled list, June 16 to July 15; included rehabilitation assignment to Frisco, June 28 to July 4, and Round Rock, July 5 to 15. Elected free agency, November 2. **2019** — Signed by the Baltimore Orioles to a minor league contract, January 8. Elected free agency, November 4; signed by the Oakland Athletics to a minor league contract, November 26.

### PEREZ' CAREER HIGHS

Hits: 5, July 2, 2016 at Boston

Home Runs: 1 (11 times), last: May 13, 2018 at Houston

Runs Batted In: 6, July 2, 2016 at Boston; 5, May 22, 2016 vs. Baltimore

Stolen Bases: 1 (four times), last: June 10, 2018 vs. Houston

Hitting Streak: 6, September 15 to 23, 2015

Hitless Streak (At Bats): 16, April 21 to May 12, 2018

Game Ending RBI: 2, April 11, 2017 vs. Texas (single); May 5, 2015 vs. Seattle (home run)

Grand Slams: None

Pinch-Hit Home Runs: None

Inside-The-Park Home Runs: None

Lead Off Home Runs: None

**RIGHT-HANDED PITCHER****Height/Weight:** 6-1 / 252**Bats/Throws:** Right / Right**Birthdate:** November 22, 1984 **Opening Day Age:** 35**Birthplace/Resides:** Maracaibo, Venezuela / Weston, Florida**Major League Service:** 9 years, 16 days**Obtained:** Signed as a free agent, December 7, 2017**Contract Status:** Third year of a three-year contract through 2020**CAREER HIGHLIGHTS**

Has spent 12 seasons in the majors with six different teams (Florida, 2006; Arizona 2007-09; San Francisco, 2012-15; Washington, 2016; Los Angeles-AL, 2017; Oakland, 2018-19) and is 40-40 with 3.99 ERA in 411 career appearances, including 59 starts...56 of the starts came over his first seven seasons as he has 289 relief appearances and three starts over the last five years...has a 2.89 ERA in 214 games over the last three years after logging a 4.58 ERA in 197 games over his first nine seasons...has issued just four first-batter walks in 352 career relief appearances...pitched for Venezuela in the 2017 World Baseball Classic...was a member of the 2014 World Champion San Francisco Giants...established a Major League record for consecutive batters retired in a single season, retiring 46 consecutive batters over eight appearances (six in relief) from July 22 to Aug. 28, 2014...came within one out of a perfect game with the Giants in 2013...pitched in the Mexican League in 2011...played for the World Team in the 2005 Futures Game.

**MAJOR LEAGUE LEADERS, LAST THREE YEARS****GAMES PITCHED**

225	Andrew Chafin
219	Alex Claudio
214	<b>Yusmeiro Petit</b>
211	Jared Hughes
211	Adam Ottavino

**INNINGS AS RELIEVER**

263.1	<b>Yusmeiro Petit</b>
241.1	Craig Stammen
233.2	Michael Lorenzen
220.0	Miguel Castro
218.1	Mychal Givens

**2019 HIGHLIGHTS**

Pitched in an American League-leading 80 games and was 5-3 with a 2.71 ERA and .194 opponents batting average...had a career high in games and career lows in ERA, opponents batting average and on-base percentage (.218)...walked just 10 batters in 83.0 innings for a career-low average of 1.08 walks per nine innings...struck out 71 for a career-high strikeout-to-walk ratio of 7.10...led the A's in games pitched for the second consecutive season and he became just the third pitcher in Athletics history with 80 or more games in a season (Billy Koch, 84 in 2002; John Wyatt, 81 in 1964)...had the lowest opponents on-base percentage among Major League relievers (.221)...led AL relievers in fewest walks per nine innings (1.08), ranked second in fewest pitches per inning (13.9), third in strikeout-to-walk ratio (7.10), tied for third in holds (29) and tied for fourth in innings pitched (83.0)...set an Oakland record for holds, topping the previous mark of 27 by Rick Honeycutt (1990) and Buddy Groom (1999)...the on-base percentage was fifth lowest by a reliever in Oakland history, the walks per nine innings ranked sixth and the strikeout-to-walk ratio was seventh...has 214 games and 263.1 innings pitched over the last three years...the innings pitched are the most in the majors among relievers and the games pitched are third most among all pitchers...has a 2.83 ERA and .208 opponents batting average over the last three years after logging a 4.58 ERA and .259 opponents average over the first nine years of his career...his .194 opponents batting average broke down to .176 (30-for-170) against right-handed hitters compared to .218 (27-for-124) against left-handers...allowed 14-of-60 (23.3%) inherited runners to score...the inherited runners were the most in the majors and the most by an A's reliever since Ricardo Rincon had 72 in 2005...the percentage was sixth lowest in the AL...first batters faced were 15-for-76 (.197) with two walks and two sacrifice flies (.213 on-base percentage)...has issued just three first batters walks over the last two years...yielded a .144 batting average with two outs and walked two for a .176 on-base percentage...in two seasons with Oakland, he has a .142 average with nine walks (.176 on-base percentage) with two outs...had a .226 opponents average, all 11 of his home runs and seven of his eight walks over his first 15 pitches in a game, a .068 average after that...in two seasons with the A's, his numbers are .247 with 23 of his 24 home

runs and 19 of his 27 walks over his first 15 pitches, .094 after that...had a 6.14 ERA and .271 opponents batting average in 18 outings on no days rest, a 1.98 ERA and .174 opponents average in 62 outings on one day of rest or more...was 3-0 with a 1.77 ERA and .177 opponents batting average in 39 games against AL West competition, 2-3 with a 3.61 ERA and .209 opponents average in 41 games against all other teams...compiled a 1.67 ERA during the day, 3.21 at night...had 13 putouts, which ranked fourth in the AL among pitchers.

**OAKLAND:** Allowed two runs over his first five games, all A's losses, but then had a seven-game, 8.1-inning scoreless streak from April 10 to 23...yielded three runs over his next two contests but followed that with a season-high 9.1-inning scoreless streak from April 29 to May 20...grounded into a double play in his only at bat of the season May 5 at Pittsburgh, his first at bat since July 30, 2016 at San Francisco...had a 1.88 ERA over his first 21 games through May 13 but then posted a 4.32 ERA over a 15-game stretch from May 20 to June 19...tossed a season-high 2.2 scoreless innings June 1 against Houston...struck out a season-high four batters in 1.1 innings against Tampa Bay June 22...that began a 12-game stretch from June 22 to July 17 where he did not allow a run 11 times (0.75 ERA), held the opposition to a .143 batting average and one walk in 12.0 innings, and stranded 12 of 13 inherited runners...then yielded nine runs over his next 17 games from July 18 to Aug. 24 (6.23 ERA)...stranded each of his final 13 inherited runners beginning Aug. 20...allowed a season-high three runs on a season-high tying three hits Aug. 24 against San Francisco without retiring a batter...it was just the fourth time in his career he did not retire a batter in an outing, the first since Aug. 13, 2016 against Atlanta...did not allow a run in 13 of his final 15 appearances beginning Aug. 27...had a 1.04 ERA and .089 opponents batting average over that span...finished August with a 4.26 ERA, his highest single-month mark in 2019...then compiled a 1.46 ERA and .122 opponents batting average in 12 appearances in September...now has a 1.14 ERA (3 er in 23.2 ip) in 23 appearances in September in his two seasons with the A's...made his 400th career appearance Sept. 1 at New York (AL) and tossed 1.0 scoreless inning...matched his season high with four strikeouts Sept. 18 against Kansas City...pitched 2.2 innings in the AL Wild Card game against Tampa Bay on Oct. 2 and allowed a run on two hits...it was his fifth career postseason appearance, his first since 2014 when he appeared in four games for San Francisco.

## CAREER

**2018**—Pitched in a team-leading 74 games in his first season in Oakland and was 7-3 with a 3.00 ERA and .221 opponents batting average...the wins were a career high...his games pitched ranked third in the American League and tied for 10th in Oakland history...tossed 93.0 innings, which ranked fourth on the A's and were second most by an AL reliever to the Rays Ryan Yarbrough (118.2)...they were the most by an Oakland reliever since Justin Duchscherer had 96.1 in 2004...had a 4.66 ERA and .305 opponents batting average over his first 17 games through May 9...then went 7-3 with a 2.57 ERA and .195 opponents batting average over his final 57 contests...tied for sixth among AL relievers in wins...walked just 18 batters in 93.0 innings and his average of 1.74 walks per nine innings ranked seventh lowest...had the fifth-lowest opponents on-base percentage (.256)...was charged with just one wild pitch...however, had the third-most extra base hits (31), tied for third in home runs (13) and ranked fifth in hits (76)...had four intentional walks, which tied for seventh among all AL pitchers...his opponents batting average included a .183 mark against left-handed hitters compared to .251 against right-handers...11 of the 13 home runs he allowed were solo shots...opponents hit .190 with runners in scoring position, including .103 with RISP and two outs...allowed a .139 batting average with two outs overall...first batters faced hit .260 but he issued just one walk for a .270 on-base percentage...allowed 14-of-31 (45.2%) inherited runners to score...the percentage was third highest in the AL after stranding all 20 of his inherited runners in 2017...had a 1.77 ERA in 17 games when pitching on no days rest, a 3.34 ERA in his other 57 outings...compiled a 2.36 ERA on the road, 3.74 at home...logged a 2.53 ERA at night, a 3.63 ERA during the day...combined for a 4.13 ERA when pitching in the eighth and ninth innings compared to 2.61 in all others innings...posted a .267 opponents batting average over his first 15 pitches in a game, .109 after that...tossed the sixth-most pitches among AL relievers (1316) but ranked third in fewest pitches per inning (14.2)...tied for first in most sacrifice flies allowed (5)...logged more than one inning in 28 of his 74 appearances, including 19 outings of two or more innings...pitched in three of the first four games of the season against Los Angeles (AL) and did not allow a run (3.1 ip)...stranded his first inherited runner on March 30 but then allowed two inherited runners to score April 1, snapping a streak of 32 consecutive



inherited runners stranded...prior to that, had not allowed an inherited runner to score since May 8, 2016 at Chicago (NL)...had a 3.00 ERA in 10 games when he was placed on the family medical emergency list April 17...was reinstated April 21 and pitched in two games (2.1 ip, 1 h, 1 so) before going on the bereavement list April 24...was reinstated April 27 and allowed seven runs on 11 hits in 5.0 innings over his first five games (10.80 ERA)...then logged a 1.53 ERA and .177 opponents batting average over his next 11 contests...walked a season-high three batters in 2.0 innings May 5 against Baltimore, his only outing with more than one walk...also struck out a season-high four batters, his first of three four-strikeout games (May 24 vs. Seattle, Aug. 22 vs. Texas)...tossed a season-high 3.0 innings May 24 against Seattle and did not allow a run...pitched at least 2.0 innings in five consecutive games from July 6 to 14 as part of a season-high 11.2-inning scoreless streak from July 6 to 20...had a 1.25 ERA and .139 opponents batting average over a 14-game span from July 6 to Aug. 5...tossed 2.1 scoreless innings for the win July 12 at Houston in his 300th career appearance...was credited with three wins over a four-game stretch from July 12 to 21...logged a 2.25 ERA and .174 opponents batting average in 13 relief appearances in July...struck out 22 and walked just three in 20.0 innings while compiling a 3-0 record...did not allow a run in 12 of his final 13 contests beginning Aug. 27...had a 0.69 ERA and .178 opponents batting average over that stretch...compiled a 0.79 ERA in September, which was his lowest single-month ERA since posting a 0.63 ERA in August of 2014...was on the A's roster for the Wild Card game but did not pitch.

**2017**—Signed a minor league deal with Los Angeles (AL) Feb. 15, made the Angels Opening Day roster and spent the entire season in the majors...appeared in 60 games and went 5-2 with a career-high four saves and a 2.76 ERA...also had career lows in opponents slugging percentage (.321) and OPS (.571)...struck out 101 batters in 91.1 innings (9.95 per nine innings) and walked just 18 (1.77 per nine innings) for a strikeout-to-walk ratio of 5.61...made one start and his 87.1 innings pitched in relief were the most among Major League relievers...tied for sixth among American League relievers in strikeouts (96)...stranded all 20 of his inherited runners, which were the most in the majors among pitchers with no inherited runners scored...they tied for the most by any AL pitcher with no inherited runners scored dating back to 1974 (Shane Greene, DET 2016) and tied for second most by any ML pitcher (22, Randy Meyers, TOR-SD in 1998)...first batters faced were 8-for-58 (.138) with no walks...had the lowest first batter faced on-base percentage in the majors...ranked third in the AL in first-batter OPS (.379) and tied for seventh in batting...the on-base percentage was the lowest by an Angels reliever dating back to 1974, the OPS was fourth lowest and the batting average was sixth lowest...his opponents batting average included a .186 mark against right-handed hitters compared to .237 against left-handers...issued 13 of his 18 walks to lefties for a .307 on-base percentage (.205 vs. righties)...opponents went 2-for-24 (.083) with runners in scoring position and two outs...yielded a .150 average with two strikes...logged a 1.03 ERA during the day...posted a 1.00 ERA in five interleague appearances...ranked second among AL relievers in pitches thrown (1299)...tossed at least one inning in 55 of his 59 relief appearances, including two or more 22 times...made one start for Venezuela in the World Baseball Classic on March 12 against Mexico and took the loss (2.0 ip, 3 h, 5 r, 5 er, 2 bb, 0 so)...tossed 3.0 innings of relief April 21 against Toronto, his longest outing of 2017 as a reliever (also May 16 vs. Chicago-AL and July 25 at Cleveland)...logged 3.0 innings of relief in the Angels 7-6, 11-inning win over Chicago (AL) on May 16 for his first win of the season...that began a career-high five-game winning streak that ran through Sept. 15...did not allow a run in 12 of 14 games from May 23 to June 28 (1.86 ERA)...finished May with a 1.47 ERA and .148 opponents batting average in 10 appearances...was credited with his first save of the season June 25 at Boston when he tossed 2.0 scoreless innings in the Angels 4-2 win...compiled a 0.79 ERA over a 21-game span from July 21 to Sept. 16...made his only start of the season July 29 at Toronto and had a no decision in a 6-5 Angels win...tossed a season-high 4.0 innings, allowed one unearned run and struck out a season-high five batters (3 h, 0 bb)...it came on three days rest as he tossed 3.0 scoreless innings of relief in his previous outing July 25 at Cleveland...had a career-high 17.0-inning scoreless streak from Aug. 20 to Sept. 20...posted a 1.76 ERA in 11 games in August...struck out a season-high tying five batters in 2.0 scoreless innings of relief Sept. 8 at Seattle.

**2016**—Signed with Washington as a free agent and went 3-5 with a save, a 4.50 ERA and .272 opponents batting average in 36 games, including one start, in his only season with the Nationals...had a .698 OPS against right-handed hitters, .925 against left-handers...had a 2.62 ERA and

.245 opponents batting average in 22 games before the All-Star Break...allowed 2-of-14 (14.3%) inherited runners to score...logged a 1.74 ERA and .118 opponents batting average in five inter-league appearances...tossed more than one inning in 22 of his 35 relief appearances, including two or more 13 times...logged a season-high 4.2 innings of relief and struck out a season-high six April 24 against Minnesota...finished April with a 2.77 ERA and .178 opponents batting average in five appearances and then posted a 2.08 ERA in eight games in May...was credited with his only save of the season June 17 at San Diego when he tossed a scoreless ninth inning in the Nationals 7-5 win...then made his only start three days later on June 20 at Los Angeles (NL)...was the losing pitcher in a 4-1 loss (6.0 ip, 5 h, 3 r, 3 er, 1 bb, 5 so).

**2015**—In his fourth season with San Francisco, was used as the Giants long reliever and appeared in 42 games...pitched two or more innings in 20 of his 41 relief appearances...made one start, May 23 at Colorado...opponents hit .211 off him with runners in scoring position...relieved Tim Lincecum May 8 at Miami and tossed 3.0 scoreless, no-hit innings to earn his first career save in the Giants 6-0 win...according to the *Elias Sports Bureau*, no Giants pitcher had picked up a save by throwing 3.0-scoreless innings without allowing a hit since Jeff Brantley in 1991.

**2014**—Went 5-5 with a 3.69 ERA in 39 games, including 12 starts...went 3-4 with a 5.03 ERA in his 12 starts...was 2-1 with a 1.84 ERA in 27 appearances out of the bullpen...established career-highs in innings (117.0) and strikeouts (133)...ranked sixth in the majors in strikeouts per nine innings (10.23) among pitchers with at least 100.0 innings pitched...ranked eighth with a 6.05 strikeout-to-walk ratio...established a Major League record for consecutive batters retired in a single season, retiring 46 consecutive batters over eight appearances (six in relief) from July 22 to Aug. 28...his streak was broken up by the Rockies Jordan Lyles, who doubled to left field with two outs in the third inning...tossed his second career complete game Sept. 9 against Arizona...faced 70 consecutive batters without going to a three-ball count from Sept. 2-20...went 3-0 with a 1.42 ERA in four relief appearances during the postseason...was the first relief pitcher to have three relief wins each consisting of at least 3.0 scoreless innings in a single postseason...earned the win with 6.0 scoreless innings of relief, striking out seven in the Giants 18-inning, Game 2 Division Series win at Washington...singled in the fourth inning of Game 4 of the World Series to become the first relief pitcher to collect a hit in a World Series game since Toronto's Al Leiter in Game 4 of the 1993 World Series against Philadelphia.

**2013**—Spent the majority of the season with Triple-A Fresno, going 5-6 with a 4.52 ERA in 15 starts...struck out 91 batters in 87.2 innings...had his contract selected July 23 and went 4-1 with a 3.56 ERA in eight games (seven starts) over two stints for San Francisco...nearly turned in a historic performance Sept. 6 against Arizona, when he came within one out of tossing the 24th perfect game in Major League history before Eric Chavez singled to right field...became just the 12th player in Major League history to lose a perfect game with two outs in the ninth inning...it was his first career shutout (1 h, 0 bb, 7 so)...recorded a career-best 10 strikeouts in his start on Sept. 1 at Arizona in the Giants 8-2 victory.

**2012**—Made 28 starts for Triple-A Fresno, going 7-7 with a 3.46 ERA...struck out 153 batters in 166.2 innings...was named Pacific Coast League Pitcher of the Week for the week of May 29...had his contract selected by the Giants on Sept. 7...returned to the big leagues for the first time since 2009...made one start for San Francisco, Sept. 23 against San Diego (4.2 ip, 7 h, 2 r, 2 er, 4 bb, 1 so).

**2011**—Played for Guerreros de Oaxaca in the Mexican League, going 1-2 with a 4.17 ERA in seven games, including six starts.

**2010**—Spent the season with Triple-A Tacoma in Seattle's chain...went 4-2 with a 4.85 ERA in 24 games, including six starts.

**2009**—Went 3-10 with a 5.82 ERA in 23 games, including 17 starts, for the Arizona Diamondbacks...battled a strained right shoulder that landed him on the disabled list from May 9 to July 4...allowed one hit in career-high 8.0 innings Aug. 4 at Pittsburgh...had no-hitter broken up in the eighth inning...tallied 14.0 consecutive scoreless innings in back-to-back starts, July 29 against Philadelphia (6.0 ip) and August 4 at Pittsburgh (8.0 ip).

**2008**—Made first career Opening Day roster with Arizona before being sent to Triple-A Tucson on April 27...made 11 starts for the Sidewinders before being recalled June 27 and remained in the majors for the rest of the season...went 3-5 with a 4.31 ERA in 19 games, eight starts, for the D-backs...won back-to-back starts for the first time in his career on Aug. 16 at Houston and Aug. 23 against Florida...held opposing batters to a .216 average, including a .213 average as a starter.

**2007**—Began the season with Triple-A Tucson before being recalled to the big leagues on April 22...made his D-backs debut that night at San Francisco (7.0 ip, 4 h, 2 r, 2 er, 5 so)...was sent to Tucson before being recalled for good on Aug. 19...made 10 starts for Arizona and appeared in four games as a reliever for the D-backs, going 1-0 with a 1.50 ERA.

**2006**—Opened the season with Triple-A Albuquerque before being recalled by Florida on May 13...made his Major League debut a day later, May 14 at Pittsburgh, recording two strikeouts in 1.0 inning of work...earned his first ML win, July 5 at Washington (6.0 ip, 11 h, 5 r, 5 er, 2 so)...also notched his first ML hit and RBI that day...would appear in 15 games, making one start during his rookie season.

**2005**—Was named an Eastern League Midseason All-Star with Double-A Binghamton...finished second in the EL in ERA (2.91)...pitched for the World Team in the Futures game at Detroit July 10... following the season, pitched for Magallanes in the Venezuelan Winter League, going 5-1 with a save and a 2.01 ERA in nine games, including eight starts.

**2004**—Finished second among all Minor League pitchers with 200 strikeouts and was first in strikeouts per nine innings (12.9)...received the Sterling Organizational Pitcher of the Year Award as top pitcher in the Mets organization...selected to the South Atlantic League All-Star Game... pitched 0.2 scoreless innings for the World Team at the 2004 Futures Game on July 11 in Houston...was 4-3 with a 2.15 ERA in 11 starts for Magallanes in the Venezuelan Winter League.

**2003**—Finished third in the Appalachian League in strikeouts (65), fourth in strikeouts per nine innings (9.44) and fifth in ERA (2.32)...named Appalachian League Pitcher of the Week for July 14-20.

**2002**— Made his professional debut in the Venezuelan Summer League and went 3-5 with a 2.43 ERA in 12 games, including 11 starts, for the Mets.

## PERSONAL/MISCELLANEOUS

Yusmeiro Alberto Petit was originally signed by Mets scout Gregorio Machado...is married, Ruth, and has a child, Valeria...played in the Japan All-Star Series following the 2018 season...at age 10, played second base for Maracaibo in the 1994 Little League World Series, helping Venezuela earn its first championship title...graduated from U.E. Andres Bello in Venezuela.

## A'S CONTRACT STATUS

**Through 2019 (37):** C Austin Allen, OF Luis Barrera, IF Franklin Barreto, RHP Chris Bassitt, RHP Paul Blackburn, OF Skye Bolt, OF Seth Brown, IF Mark Canha, 3B Matt Chapman, RHP Mike Fiers, OF Dustin Fowler, RHP Daniel Gossett, OF Robbie Grossman, C Jonah Heim, RHP Liam Hendriks, RHP Grant Holmes, RHP Daulton Jefferies, RHP James Kaprielian, IF Tony Kemp, OF Ramón Laureano, LHP Jesús Luzardo, IF Vimalael Machin, LHP Sean Manaea, IF Jorge Mateo, LHP T.J. McFarland, RHP Daniel Mengden, RHP Frankie Montas, C Sean Murphy, IF Sheldon Neuse, 1B Matt Olson, RHP Yusmeiro Petit, IF Chad Pinder, LHP A.J. Puk, SS Marcus Semien, RHP Joakim Soria, RHP Lou Trivino, RHP JB Wendelken

**Through 2021 (2):** DH Khris Davis, LHP Jake Diekman (includes club option for 2022)

**Through 2022 (1):** OF Stephen Piscotty (includes club option for 2023)

## LIFETIME PITCHING RECORD

Year	Club	W	L	ERA	G	GS	CG	SHO	SV	IP	H	R	ER	HR	HB	BB	IBB	SO	WP	BK
2002	VSL Mets	3	5	2.43	12	11	0	0	0	55.2	53	25	15	1	2	16	—	62	2	0
2003	Kingsport	3	3	2.32	12	12	0	0	0	62.0	47	19	16	2	4	8	0	65	1	0
	Brooklyn	1	0	2.19	2	2	0	0	0	12.1	5	3	3	0	1	2	0	20	0	0
2004	Capital City	9	2	2.39	15	15	0	0	0	83.0	47	29	22	8	4	22	0	122	4	0
	St. Lucie	2	3	1.22	9	9	1	1	0	44.1	27	9	6	0	3	14	1	62	0	1
	Binghamton	1	1	4.50	2	2	0	0	0	12.0	10	6	6	0	0	5	0	16	0	0
2005	Binghamton	9	3	2.91	21	21	2	0	0	117.2	90	41	38	15	2	18	1	130	0	0
	Norfolk	0	3	9.20	3	3	0	0	0	14.2	24	16	15	5	0	6	0	14	0	0
2006	Albuquerque	4	6	4.28	17	17	0	0	0	96.2	101	53	46	14	1	20	1	68	2	0
	FLORIDA	1	1	9.57	15	1	0	0	0	26.1	46	28	28	7	0	9	1	20	0	0
2007	Tucson	8	4	4.04	17	17	0	0	0	93.2	83	47	42	11	1	38	0	60	5	1
	ARIZONA	3	4	4.58	14	10	0	0	0	57.0	58	30	29	12	0	18	1	40	0	1
2008	ARIZONA	3	5	4.31	19	8	0	0	0	56.1	45	29	27	12	1	14	2	42	3	1
	Tucson	3	3	4.80	11	11	0	0	0	60.0	64	34	32	7	0	8	0	67	2	0
2009	ARIZONA	3	10	5.82	23	17	0	0	0	89.2	102	62	58	19	0	34	1	74	3	0
	Reno	0	1	6.89	5	5	0	0	0	15.2	21	13	12	4	0	5	0	13	0	0
2010	Tacoma	4	2	4.85	24	6	0	0	0	59.1	54	36	32	9	1	16	0	55	2	0
2011	Oaxaca (Mexico)	1	2	4.17	7	6	0	0	0	36.2	33	18	17	3	0	5	0	28	0	0
2012	Fresno	7	7	3.46	28	28	1	0	0	166.2	178	88	64	14	1	36	0	153	3	1
	SAN FRANCISCO	0	0	3.86	1	1	0	0	0	4.2	7	2	2	0	0	4	0	1	1	0
2013	Fresno	5	6	4.52	15	15	1	0	0	87.2	92	45	44	16	0	13	0	91	1	0
	AZL Giants	1	0	1.80	1	1	0	0	0	5.0	3	1	1	0	0	0	0	8	0	0
	SAN FRANCISCO	4	1	3.56	8	7	1	1	0	48.0	46	19	19	4	0	11	1	47	0	0
2014	SAN FRANCISCO	5	5	3.69	39	12	1	0	0	117.0	97	51	48	12	1	22	5	133	0	0
2015	SAN FRANCISCO	1	1	3.67	42	1	0	0	1	76.0	75	32	31	11	1	15	2	59	3	0
2016	WASHINGTON	3	5	4.50	36	1	0	0	1	62.0	67	33	31	12	0	15	3	49	3	1
2017	LOS ANGELES (AL)	5	2	2.76	60	1	0	0	4	91.1	69	32	28	9	1	18	4	101	0	0
2018	OAKLAND	7	3	3.00	74	0	0	0	0	93.0	76	32	31	13	0	18	4	76	1	0
2019	OAKLAND	5	3	2.71	80	0	0	0	0	83.0	57	25	25	11	0	10	0	71	2	0
<b>Major League Totals</b>		<b>40</b>	<b>40</b>	<b>3.99</b>	<b>411</b>	<b>59</b>	<b>2</b>	<b>1</b>	<b>6</b>	<b>804.1</b>	<b>745</b>	<b>375</b>	<b>357</b>	<b>122</b>	<b>4</b>	<b>188</b>	<b>24</b>	<b>713</b>	<b>16</b>	<b>3</b>

## CAREER TRANSACTIONS

**2001** — Signed by the New York Mets organization as a non-drafted free agent, November 15. **2005** — Traded to the Florida Marlins with infielder Grant Psoomas and first baseman Mike Jacobs for first baseman Carlos Delgado and cash considerations, November 24. **2007** — Traded to the Arizona Diamondbacks for pitcher Jorge Julio and cash considerations, March 27. **2009** — On the disabled list, May 9 to July 3; included rehabilitation assignment to Reno, June 8 to July 3. Claimed off waivers by the Seattle Mariners, November 4. **2010** — Released, March 17; re-signed by Seattle to a minor league contract, March 21. Elected free agency, November 6; re-signed by Seattle to a minor league contract, November 16. **2011** — Released, May 1. Signed by the San Francisco Giants to a minor league contract, November 28. **2015** — Granted free agency (contract non-tender), December 2; signed by the Washington Nationals, December 14. **2016** — Elected free agency, November 3. **2017** — Signed by the Los Angeles Angels to a minor league contract, February 15. Elected free agency, November 2; signed by the Oakland Athletics, December 7. **2018** — On the family medical emergency list, April 17 to 20. On the bereavement list, April 24 to 26.

## WILD CARD RECORD

Year	Club/Opp.	W	L	ERA	G	GS	CG	SHO	SV	IP	H	R	ER	HR	HB	BB	IBB	SO	WP	BK
2018	OAK vs. NYY																			
										(On roster — did not pitch)										
2019	OAK vs. TB	0	0	3.38	1	0	0	0	0	2.2	2	1	1	1	0	0	0	2	0	0

## DIVISION SERIES PITCHING RECORD

Year	Club/Opp.	W	L	ERA	G	GS	CG	SHO	SV	IP	H	R	ER	HR	HB	BB	IBB	SO	WP	BK
2014	SF vs. WAS	1	0	0.00	1	0	0	0	0	6.0	1	0	0	0	0	3	1	7	0	0

## LEAGUE CHAMPIONSHIP SERIES PITCHING RECORD

Year	Club/Opp.	W	L	ERA	G	GS	CG	SHO	SV	IP	H	R	ER	HR	HB	BB	IBB	SO	WP	BK
2014	SF vs. STL	1	0	0.00	1	0	0	0	0	3.0	1	0	0	0	0	1	0	4	0	0

## WORLD SERIES PITCHING RECORD

Year	Club/Opp.	W	L	ERA	G	GS	CG	SHO	SV	IP	H	R	ER	HR	HB	BB	IBB	SO	WP	BK
2014	SF vs. KC	1	0	4.91	2	0	0	0	0	3.2	5	2	2	0	0	0	0	2	1	0

## WORLD BASEBALL CLASSIC PITCHING RECORD

Year	Club	W	L	ERA	G	GS	CG	SHO	SV	IP	H	R	ER	HR	HB	BB	IBB	SO	WP	BK
2017	Venezuela	0	1	22.50	1	1	0	0	0	2.0	3	5	5	1	0	2	0	0	0	0

## PETIT'S CAREER BESTS

**Low Hit Complete Game:** 1 September 6, 2013 vs. Arizona

**Innings Pitched:** 9.0 (twice), last: September 9, 2014 vs. Arizona. As reliever: 5.1, July 23, 2013 vs. Cincinnati


**Strikeouts:** 10, September 1, 2013 at Arizona. As reliever: 7, July 23, 2013 vs. Cincinnati

**Pitches:** 108, August 4, 2009 at Pittsburgh

**Longest Winning Streak:** 5, May 16 to September 15, 2017

**Longest Losing Streak:** 7, September 2, 2008 to July 24, 2009

**Longest Scoreless Streak:** 17.0, August 20 to September 20, 2017

**INFIELDER/OUTFIELDER****Height/Weight:** 6-2 / 210**Birthdate:** March 29, 1992**Birthplace/Resides:** Richmond, Virginia / Mt. Pleasant, South Carolina**Major League Service:** 3 years, 47 days**Obtained:** Selected in the Competitive Balance Round B of the 2013 First-Year Player Draft**Contract Status:** First year of a one-year contract through 2020**Bats/Throws:** Right / Right**Opening Day Age:** 27**CAREER HIGHLIGHTS**

The utility player has played every position in his career except pitcher and catcher...became the first player in Oakland history to start at least one game at seven different positions in 2018 and then did it again in 2019...was the first rookie in Oakland history to start at least one game at six different positions in 2017...had never played the outfield prior to 2017...in his big league career, he has played 112 games in left field, 78 in right field, 71 at second base, 35 at shortstop, 33 at third base, 16 in center field and three at first base...is a .245 career hitter with 42 home runs and 120 RBI in 343 games over four seasons with the A's...was named Texas League Player of the Year and the A's Organizational Hitter of the Year in 2015 at Midland...played in the Arizona Fall League in 2015 and was named to the AFL Top Prospects Team...was rated as the A's seventh-best prospect by *Baseball America* following the 2015 and 2016 seasons.

**2019 HIGHLIGHTS**

Spent the entire season on the active roster for the first time in his career and batted .240 with 13 home runs and 47 RBI in 124 games...had career highs in runs (45), hits (82), doubles (21), RBI, extra base hits (34), games and at bats (341)...started at least one game at seven different positions for the second consecutive season (38 in left field, 22 in right field, 12 at second base, eight at third base, one in center field, one at first base and one at designated hitter)...is the only player in Oakland history to start at least one game at seven positions in one season...also appeared in three games at shortstop and the only positions he didn't play were pitcher and catcher...committed two errors in 21 games at second base, two in 17 games at third and one in 34 games in right field...was also 5-for-23 (.217) with two home runs and six RBI as a pinch hitter...led American League pinch hitters in plate appearances (26), tied for the lead in home runs and tied for third in hits and RBI...is now 12-for-59 (.203) with two home runs and eight RBI in the pinch in his career...hit .253 (41-for-163) with seven home runs, 27 RBI and a .748 OPS against left-handed pitchers compared to .230 (41-for-178) with six home runs, 20 RBI and a .667 OPS against right-handers...had a .238 batting average with a .702 OPS at home, .242 with a .710 OPS on the road...batted .210 with the bases empty, .275 with nine of his 13 home runs with runners on base...went 0-for-13 with a walk and a RBI with the bases loaded and is 1-for-32 (.031) with six RBI and 18 strikeouts with the bases loaded in his career...had eight home runs and 27 RBI in 64 games before the All-Star Break, five home runs and 20 RBI in 60 games after the break...now has 27 home runs and 74 RBI in 176 career games before the break, 15 home runs and 46 RBI in 167 games after the break...batted .214 with three home runs and 20 RBI in 57 games against AL West teams, .268 with 10 home runs and 27 RBI in 67 games against all other competition...averaged 4.20 plate appearances per strikeout, which was the best mark of his career...started games at every spot in the order except first and fourth.

**OAKLAND:** Made his first career Opening Day start on March 20 against Seattle in Tokyo and went 2-for-4 as the A's left fielder...also started the next day in left and went 1-for-2...had three straight multiple hit games April 9-11 and April 22-24...had his first career game-ending RBI April 24 against Texas, a RBI single in the bottom of the ninth inning...was hitting .320 with three home runs and 11 RBI over his first 24 games through April 24...then went 6-for-36 (.167) with three doubles and one RBI over his next 13 contests...batted .306 with three home runs and 10 RBI in 23 games in April...it was the fourth time he hit .300 in a month in his career, the second time in April...is a .305 career hitter in April, which is his best mark for any month of the season...

homered in back-to-back games on May 17 and 18 at Detroit...went 1-for-3 the next day against the Tigers in a game that was suspended in the bottom of the seventh inning...hit a two-run home run in the ninth inning when play resumed in Oakland on Sept. 6, giving him a home run in three consecutive games for the first time in his career...grounded into his first double play of the season May 18 at Detroit, snapping a career-high 86-game streak without a GIDP dating back to June 29, 2018...hit .192 over a 26-game span from May 22 to July 13...snapped a 0-for-12 streak as a pinch hitter June 18 against Baltimore with his first career pinch home run...it was his first pinch hit since Sept. 9, 2018...added a second pinch homer Aug. 3 against St. Louis...finished June with a .208 batting average and the hit .196 in July...had a career-high eight-game hitting streak from Aug. 1 to 11...went 9-for-20 (.450) with three doubles, three home runs and seven RBI during the streak...the streak also represented a career-high eight-game reaching base streak and he had an extra base hit in four straight games from Aug. 7-11, which was the best streak of his career...went 0-for-4 with four strikeouts Aug. 13 at San Francisco...it was his first career four-strikeout game...it began a 20-game stretch from Aug. 13 to Sept. 7 where he went 4-for-45 (.089) with a double and two RBI...then hit .283 over his final 15 contests...was on the A's AL Wild Card roster for the second consecutive year but did not play for the second straight year.

## CAREER

**2018**—Batted .258 with 13 home runs and 27 RBI in 110 games in a season interrupted by two stints on the disabled list...the average was a career high as was his .332 on-base percentage and .769 OPS...became the first player in Oakland history to start at least one game at seven different positions (49 in left field, 13 at second base, five in right field, four at third base, three at shortstop, two in center field and one at first base)...hit .289 with an .835 OPS against left-handed pitchers, .233 with a .713 OPS against righties...nine of his 13 home runs came with the bases empty...went 9-for-66 (.136) with runners in scoring position, 3-for-32 (.094) with RISP and two outs and 1-for-14 (.071) with a grand slam with the bases loaded...the mark with RISP was third lowest in the AL among players with at least 70 plate appearances with RISP...had 10 home runs and 22 RBI in 65 games before the All-Star Break...then had three home runs and five RBI in 45 games after the break...batted .311 with a .378 on-base percentage when leading off an inning...hit .456 with six doubles, a triple, six home runs and 12 RBI (.912 slugging percentage) when putting the first pitch in play...had a .311 average with no outs, a .229 average with one or two outs...batted .325 in interleague play, .248 against the American League...went 2-for-27 (.074) in the ninth inning...committed six errors, including two in 73 games in the outfield, two in three games at shortstop and two in 16 games at third base...went 3-for-19 (.158) with a RBI, three walks and eight strikeouts as a pinch hitter...tied for third among AL pinch hitters in strikeouts and tied for fourth in plate appearances (22)...started games in every spot in the batting order except third and fourth...hit eighth 22 times and second 21 times...was on the A's Opening Day roster and went 4-for-13 (.308) with a home run and RBI in four games before he was placed on the 10-day disabled list April 7 retroactive to April 6 with a hyperextended left knee...went 2-for-7 (.286) with a run, double, home run, RBI, walk and strikeout on a two-game rehab assignment with Single-A Stockton on April 14 and 15 and was reinstated from the DL April 16...hit .303 (20-for-66) with four home runs and 11 RBI over a 23-game stretch from April 22 to May 26...made his first Major League appearance at third base May 7 against Houston and his first start at that position May 18 at Toronto...hit his first career grand slam May 19 at Toronto...it was his second career four-RBI game (Sept. 9, 2017 vs. Houston, 2nd game)...started a season-high eight consecutive games from May 25-June 1 (four in left field, three at shortstop, one at second base) and went 5-for-28 (.179) over that stretch...went 16-for-46 (.348) with four home runs and nine RBI over a 15-game stretch from June 26 to July 23...had a season-high seven-game hitting streak from July 11 to 23 (10-for-25, .400)...was placed on the 10-day disabled list July 29 retroactive to July 28 with a left elbow laceration...did not have a rehab assignment before he was reinstated from the DL Aug. 7...hit .323 over his final 28 contests beginning Aug. 22...homered Sept. 8 against Texas to snap a career-high 29-game homerless streak...it was his first home run since July 13 at San Francisco...hit three home runs over a 13-game stretch from Sept. 8 to 26...made his professional debut at first base with a start on Sept. 29 at Los Angeles (AL)...batted .286 in 20 games in September...was on the A's Wild Card roster but did not play.

**2017**—The A's rookie utility player batted .238 with 15 home runs and 42 RBI in 87 games...ranked ninth among American League rookies in home runs and RBI and 10th in extra base hits

(31)...started 28 games in right field, 18 at shortstop, 13 at second base, seven at designated hitter, four in center field and two in left field to become the first rookie in Oakland history to start at least one game at six different positions...the last A's rookie to start a game at five positions prior to him was Luis Quinones in 1983...entered the season with no professional experience in the outfield...had 92 strikeouts and 18 walks in 309 plate appearances...based on a minimum of 300 plate appearances, he had the seventh fewest plate appearances per strikeout in Oakland history (3.36) and the 10th highest strikeout-to-walk ratio (5.11)...batted .247 against left-handed pitching compared to .234 with 12 of his 15 home runs against right-handers...hit .221 with 10 of his 15 home runs and 28 of his 42 RBI at home but had a .255 batting average on the road...had 11 home runs and 27 RBI in 37 day games...committed four errors in 22 games at shortstop (.952 fielding percentage) and one in 16 games at second base (.983)...also made one error in 35 games as a right fielder and had a .987 fielding percentage in 41 games overall in the outfield...batted .275 as an outfielder, .217 as an infielder and .190 as the designated hitter...started games at every spot in the batting order except leadoff and cleanup...saw his most action with 24 starts batting second...began the season at Triple-A Nashville and was batting .324 in nine games when he was promoted to Oakland April 16...hit .308 with six home runs and 13 RBI over a 20-game stretch from April 29 to May 31...made his professional debut in the outfield May 7 against Detroit with a start in right field...also stole the first base of his career in that game...had his first career two-homer game May 31 at Cleveland...finished May with a .304 batting average in 18 games...began June with a career-high 0-for-13 streak that he snapped with his eighth inning double June 4 against Washington...started in right field June 15 against New York (AL) and moved to shortstop in the eighth inning...became the third player in Oakland history to play right field and shortstop in the same game...joins Tony Phillips (July 4, 1989 vs. Kansas City) and Bill Almon (six times from 1983-84)...did it again Aug. 21 at Baltimore...was batting .234 with nine home runs and 25 RBI in 47 games with the A's when he was placed on the disabled list June 24 with a strained left hamstring...went 5-for-27 (.185) on an eight-game rehab assignment with Nashville from July 18 to 30 and hit .266 with a home run and two RBI in 17 games overall with the Sounds...was reinstated from the DL July 31 and hit .241 with six home runs and 17 RBI over his final 40 games with the A's...made 28 of his 33 starts following his return in the outfield (24 in right field, four in center field, one in left field)...had his first career four-hit game Aug. 6 at Los Angeles (AL)...connected for his second career two-homer game Aug. 26 against Texas...had a career-high four RBI and his third career two-homer game in the second game of the Sept. 9 doubleheader against Houston...made all four of his starts in center field in consecutive games from Sept. 18-22.

**2016**—Made both his Triple-A and Major League debuts in 2016...hit .256 with 14 home runs and 51 RBI in 107 games with Nashville and .235 with a home run and four RBI in 22 games with Oakland...batted .152 over his first 12 games with the A's, .389 over his final 10 contests...made nine of his 12 starts against left-handed pitchers...hit .286 with his lone home run against lefties compared to .174 against righties...had a .333 batting average with runners on base...went 3-for-7 (.429) with a double and RBI as a pinch hitter...hit .375 with two outs...batted .188 against a pitcher the first time he saw him in a game, .316 after that...appeared in 13 games (nine starts) at second base and seven games (three starts) at shortstop...committed three errors as a second baseman (.914 fielding percentage) and none in 16 chances as a shortstop...was selected from Nashville Aug. 19 and made his debut with a start at second base the next day at Chicago (AL)...went 0-for-4...singled off José Quintana at Chicago (AL) on Aug. 21 for his first big league hit...had a RBI single in the third inning Aug. 23 against Cleveland for his first RBI...went 2-for-3 with a pair of doubles for his first multiple-hit game, Sept. 23 against Texas...hit his first home run Sept. 29 at Seattle, a solo shot off Ariel Miranda to lead off the sixth inning...was rated as the A's No. 7 prospect by *Baseball America* following the season...was a Pacific Coast League Mid-season All-Star...ranked eighth in the A's farm system in runs (72), tied for eighth in home runs (14) and ninth in slugging (.425)...had a .311 batting average, .414 on-base percentage and .568 slugging percentage when leading off an inning (.981 OPS)...slugged 10 of his 14 home runs on the road...committed 29 errors in 98 games at shortstop for a .931 fielding percentage...did not make an error in four games at second base...went 4-for-4 on May 14 against Fresno and May 19 against Sacramento...batted .352 with 30 runs scored over a 25-game stretch from May 22 to June 18...had a season-best 12-game hitting streak from May 22 to June 4 (21-for-54, .389)...had five home runs over an eight-game stretch from June 10-18...started at shortstop for the



Pacific Coast League All-Stars in the Triple-A All-Star Game against the International League in Charlotte, NC on July 13 and went 0-for-2...hit two home runs and drove in a season-high four runs July 16 at El Paso.

**2015**—Was named Texas League Player of the Year and the A's Organizational Hitter of the Year after batting .317 with 15 home runs and 86 RBI in 117 games with Double-A Midland...led the TL in RBI and total bases (232), ranked second in batting and slugging (.486), third in hits (151) and OPS (.847), tied for third in hit by pitches (8), fifth in doubles (32), tied for fifth in extra base hits (49), sixth in on-base percentage (.361), seventh in runs (71) and tied for eighth in home runs... was a TL Midseason and Postseason All-Star...led the A's farm system in batting, ranked second in RBI, third in slugging and total bases, fourth in hits, fifth in home runs, tied for fifth in extra base hits, sixth in doubles and on-base percentage and seventh in runs...batted .361 during the day, .352 against left-handed pitching, .332 after the All-Star Break, .327 with runners in scoring position and .324 on the road...had a .371 batting average in June, .336 in July and .333 in August... appeared exclusively at shortstop on defense and led TL shortstops in games (112), total chances (474), putouts (181), assists (267), double plays (61) and errors (26)...was 4-for-5 with a grand slam May 22 at Corpus Christi...it was his first of two grand slams (Aug. 5 against Frisco)...had an 18-game hitting streak from July 6 to 25, which tied for the longest hitting streak in the TL in 2015...went 30-for-73 (.411) with 19 RBI during the streak...batted .362 with 36 RBI while hitting safely in 34 of 35 games from July 6 to Aug. 13...had a 21-game road hitting streak from July 8 to Aug. 21, which was the longest in the TL (33-for-97, .340)...went 4-for-5 with a home run and a season-high five RBI July 25 against San Antonio...hit two home runs Aug. 4 against Frisco...went 2-for-13 (.154) with a double and RBI in three postseason games with the RockHounds before going on the disabled list Sept. 12 with a strained left hamstring...missed the remainder of the playoffs...played for Mesa in the Arizona Fall League following the season and hit .235 with four home runs and nine RBI in 13 games...tied for fourth in the AFL in home runs...had two home runs and four RBI in his first game Oct. 13 at Glendale...played in the AFL Fall Stars Game and was named to the AFL Top Prospects Team at second base...was rated as the A's seventh best prospect by *Baseball America* following the season.

**2014**—Spent his first full professional season at Single-A Stockton and hit .288 with 13 home runs and 55 RBI in 94 games...tied for eighth in the California League in doubles (32)...ranked fourth in the A's farm system in doubles, fifth in slugging (.489), tied for fifth in triples (5), sixth in batting, seventh in extra base hits (50) and eighth in total bases (197)...hit .335 at home and .307 against left-handed pitching...appeared in 76 games at second base, 14 at shortstop and three at third base...committed 14 errors as a second baseman for a .960 fielding percentage... also made one error each at shortstop and third base...went 4-for-4 with two home runs and three RBI April 12 against Visalia...hit .324 with seven of his 13 home runs and 21 of his 55 RBI in 24 games in April...was batting .298 with 11 home runs and 30 RBI in 55 games when he was placed on the disabled list July 1 with a sprained right ankle...was reinstated July 14 and hit .273 with two home runs and 25 RBI in 39 games following his return...went 2-for-8 (.250) with a RBI in two postseason games.

**2013**—Made his professional debut with Vermont of the Short-Season New York/Penn League and batted .200 with three home runs and eight RBI in 42 games...committed eight errors in 33 games at shortstop for a .944 fielding percentage...also made one error in two games as a third baseman...went 0-for-4 in his professional debut June 19 at Tri-City...then homered the next day against Connecticut for his first professional hit...was on the disabled list from July 23 to Aug. 8 with a strained left oblique.

## PERSONAL/MISCELLANEOUS

Chadwick Hudson Pinder was originally signed by A's scout Neil Avent...graduated from Poquoson (VA) High School...attended Virginia Tech University and graduated in 2016...as a junior in 2013, was selected to the Blacksburg Regional All-Tournament Team, ACC All-Tournament Team, and All-ACC first team...also earned All-ACC Academic Team honors in 2011 and 2012...is married, Taylor, and has one child, Christopher.

## LIFETIME PLAYING RECORD

Year	Club	AVG	G	AB	R	H	2B	3B	HR	RBI	SH	SF	HP	BB	SO	SB	CS	OBP	SLG	E
2013	Vermont	.200	42	140	14	28	4	0	3	8	0	3	6	12	41	1	0	.286	.293	9
2014	Stockton	.288	94	403	61	116	32	5	13	55	1	2	8	22	99	12	9	.336	.489	16
2015	Midland	.317	117	477	71	151	32	2	15	86	4	5	8	28	103	7	5	.361	.486	26
2016	Nashville	.258	107	426	72	110	23	3	14	51	1	4	9	25	108	5	1	.310	.425	29
	OAKLAND	.235	22	51	4	12	4	0	1	4	0	1	0	3	14	0	0	.273	.373	3
2017	Nashville	.266	17	64	3	17	2	1	1	2	0	0	1	6	23	2	1	.338	.375	3
	OAKLAND	.238	87	282	36	67	15	1	15	42	0	3	5	18	92	2	1	.292	.457	6
2018	OAKLAND	.258	110	298	43	77	12	1	13	27	2	0	6	27	88	0	2	.332	.436	6
	Stockton	.286	2	7	1	2	1	0	1	1	0	0	1	1	1	0	0	.444	.857	0
2019	OAKLAND	.240	124	341	45	82	21	0	13	47	1	3	5	20	88	0	1	.290	.416	5
<b>Major League Totals</b>		<b>.245</b>	<b>343</b>	<b>972</b>	<b>128</b>	<b>238</b>	<b>52</b>	<b>2</b>	<b>42</b>	<b>120</b>	<b>3</b>	<b>7</b>	<b>16</b>	<b>68</b>	<b>282</b>	<b>2</b>	<b>4</b>	<b>.303</b>	<b>.432</b>	<b>20</b>

## CAREER TRANSACTIONS

**2013** — Selected by the Oakland Athletics organization in the Competitive Balance Round B of the First-Year Player Draft. **2017** — On the disabled list, June 24 to July 30; included rehabilitation assignment to Nashville, July 18 to 30. **2018** — On the disabled list, April 6 to 15; included rehabilitation assignment to Stockton, April 14 to 15. On the disabled list, July 28 to August 6.

## WILD CARD RECORD

Year	Club/Opp.	AVG.	G	AB	R	H	2B	3B	HR	RBI	SH	SF	HP	BB	SO	SB	CS	OBP	SLG	E
2018	OAK vs. NYY																			
2019	OAK vs. TB																			

## PINDER'S CAREER BESTS

**Hits:** 4, August 6, 2017 at Los Angeles (AL)

**Home Runs:** 2 (three times); September 9, 2017 vs. Houston (2nd game); August 26, 2017 vs. Texas; May 31, 2017 at Cleveland

**Runs Batted In:** 4 (twice), last: May 19, 2018 at Toronto

**Stolen Bases:** 1 (twice), last: September 20, 2017 at Detroit

**Hitting Streak:** 8, August 1 to 11, 2019

**Hitless Streak (At Bats):** 13, June 1 to 4, 2017


**Game Ending RBI:** 1, April 24, 2019 vs. Texas (single)

**Grand Slams:** 1, May 19, 2018 at Toronto (Tyler Clippard)

**Pinch-Hit Home Runs:** 2, August 3, 2019 vs. St. Louis (Tyler Webb); June 18, 2019 vs. Baltimore (Dan Straily)

**Inside-The-Park Home Runs:** None.

**Lead Off Home Runs:** None.

**OUTFIELDER****Height/Weight:** 6-4 / 211**Birthdate:** January 14, 1991**Birthplace/Resides:** Pleasanton, California / Danville, California**Major League Service:** 4 years, 76 days**Obtained:** Acquired from St. Louis for Yairo Muñoz and minor leaguer Max Schrock, December 14, 2017**Contract Status:** Fourth year of a six-year contract through 2022 with a club option for 2023**CAREER HIGHLIGHTS**

The Pleasanton native and Stanford grad spent the first six seasons of his professional career in the St. Louis organization before he was traded to the A's following the 2017 season...is a .260 hitter with 40 home runs and 132 RBI in 244 games in two seasons with Oakland after batting .268 with 38 home runs and 163 RBI in 323 games in three years with St. Louis...had career highs in doubles (41), home runs (27), RBI (88) and extra base hits (68) in his first season with Oakland in 2018...started and hit safely in all four games for St. Louis in the 2015 NLDS against Chicago...was named the Cardinals organization Minor League Player of the Year in 2015...was rated as the Cardinals 10th-best prospect by *Baseball America* following the 2012 season, fourth-best following 2013 and third-best following 2014...played in the Arizona Fall League in 2013 and was named to the AFL All-Prospects Team.

**2019 HIGHLIGHTS**

Was limited to 93 games due to two stints on the injured list and batted .249 with 13 home runs and 44 RBI...was out from June 30 to Aug. 2 with a sprained right knee and Aug. 25 to Sept. 25 with a sprained right ankle...had a career-low .309 on-base percentage...batted .360 (31-for-86) with six home runs against left-handed pitchers compared to .214 (58-for-271) with seven home runs against right-handers...had a 1.019 OPS against lefties, .627 against righties...hit .305 with an .862 OPS at home, .197 with a .586 OPS on the road...batted .247 with runners in scoring position, but that improved to .361 with RISP and two outs...is a .326 career hitter with RISP and two outs...10 of his 13 home runs were solo shots...hit .319 with two outs, a combined .214 with no outs or one out...started 90 games in right field and did not commit an error in 170 total chances...the total chances were sixth most in the American League and the majors among outfielders with no errors and fifth most in Athletics history...now has a 148-game errorless streak as an outfielder, which is sixth longest in Oakland history...his last error came on July 24, 2018 at Texas...also made two starts at designated hitter and was 0-for-1 as a pinch hitter...started games in every spot in the order from third through seventh, including 26 starts batting fifth and sixth and 24 in the three spot...hit .302 with six home runs and 18 RBI batting sixth.

**OAKLAND:** Made his fourth consecutive Opening Day start in right field on March 20 against Seattle in Tokyo and hit his first home run of the season...went 4-for-4 with a double, home run, walk and five RBI on April 4 against Boston...matched his career high in hits (fourth time) and RBI (fifth time)...added his fifth career four-hit game April 23 against Texas...played in the 500th game of his career on April 24 against Texas...went 2-for-4 that day, giving him a .294 batting average, four home runs and 14 RBI over his first 26 games...then went 1-for-22 over his next six contests...reached base safely in a career-high 25 consecutive games from April 28 to May 29...hit .280 with a .357 on-base percentage during the streak...had his first career game-ending RBI May

**LONGEST ERRORLESS STREAKS BY AN OAKLAND OUTFIELDER**

209	Ryan Sweeney, August 17, 2009-September 14, 2011
165	Jermaine Dye, September 25, 2002-August 6, 2004
162	Travis Buck, April 2, 2007-August 21, 2010
162	Stan Javier, June 26, 1994-October 1, 1995
152	Mark Canha, June 2, 2017- June 15, 2019
147	Stephen Piscotty, July 25, 2018-present
145	Coco Crisp, August 23, 2012-April 13, 2014
129	Robbie Grossman, March 21, 2019-present
126	Johnny Damon, May 4, 2001-October 7, 2001
120	Dave Henderson, May 16, 1991-September 29, 1992

8 against Cincinnati, a walk-off home run in the bottom of the 13th...hit safely in a season-high eight consecutive games from May 12 to 20 (11-for-32, .344)...had his second career four-strikeout game May 13 at Seattle (also Aug. 30, 2016 at Milwaukee)...collected his 500th career hit May 16 at Detroit when he went 1-for-3 with three walks and three runs scored...it was the first three-walk game of his career and the three runs matched his career high...went 5-for-46 (.109) over a 12-game stretch from June 2-17...had successful surgery June 13 to remove a melanoma from his right ear...the procedure was performed by Dr. Brian Parrett at the California Pacific Medical Campus...missed two games and then went 7-for-37 (.189) over his next 11 contests before going on the injured list June 30 with a sprained right knee...it was his third career stint on the IL...began a five-game rehab assignment with Triple-A Las Vegas July 27 and went 7-for-23 (.304) with a home run, three RBI and two walks before he was reinstated from the IL Aug. 3...hit .304 with four home runs and 10 RBI in 16 games before returning to the IL Aug. 26, retroactive to Aug. 25, with a sprained right ankle...was reinstated Sept. 26 but appeared in just one of the A's final four games, going 0-for-4 with a strikeout in a start in right field in the final game on Sept. 29 at Seattle...was not on the roster for the AL Wild Card game.

## CAREER

**2018**—Batted .267 with 41 doubles, 27 home runs and 88 RBI in 151 games in his first season with Oakland...had career highs in doubles, home runs, RBI, extra base hits (68), total bases (268), sacrifice flies (5) and grounded into double plays (21) and matched his high in hit by pitches (12)...his 41 doubles tied for ninth in the American League...tied for second in the AL and tied for ninth in Oakland history in grounded into double plays...tied for sixth in the AL in hit by pitches...hit .236 with 14 doubles, three home runs, 24 RBI and a .350 slugging percentage over his first 58 games through June 12...then batted .286 with 27 doubles, 24 home runs, 64 RBI and a .574 slugging percentage over his final 93 games beginning June 13...ranked second in the AL in extra base hits from June 13 through the end of the season, tied for second in home runs, fourth in slugging, fifth in OPS (.926), tied for fifth in doubles and tied for seventh in RBI...batted .279 against right-handed pitchers, .241 against left-handers...hit 17 of his 27 home runs on the road but had 29 of his 41 doubles at home...set an Oakland record for doubles in the Coliseum, breaking the previous mark of 25 by Jed Lowrie in 2017...17 of his 27 home runs were solo shots...ranked second in the AL in doubles in the seventh inning or later (18), fourth in slugging (.593), tied for fourth in home runs (12) and seventh in OPS (.953)...had a .758 OPS over innings 1-6...batted .311 with runners in scoring position...hit .303 with a .598 slugging percentage when leading off an inning...appeared exclusively in right field where he played in 151 games, including 148 starts...the games played tied for second most in Oakland history by a right fielder (Tony Armas, 153 in 1990) and the games started were third most...committed three errors and his .989 fielding percentage was fifth best in Oakland history by a right fielder...tied the Oakland record for doubles by a right fielder (Ben Grieve, 1998)...also went 0-for-1 with a walk and strikeout as a pinch hitter...started games in every spot in the batting order except first and ninth for the second consecutive season...made a team-leading 64 starts batting sixth and hit .299 with 17 doubles, 19 home runs and 52 RBI from the six spot...led Major League six hitters in home runs, RBI and extra base hits (36) and tied for the lead in doubles...the home runs tied for second most in Oakland history (Steinbach, 20 in 1996)...averaged 5.31 plate appearances per strikeout, which was the best mark of his career...was the A's Opening Day starter in right field...reached base safely in 17 consecutive games from April 10-29, which was the longest reaching base streak of his career at the time...hit .328 with a .400 on-base percentage during the streak...was hit by a pitch twice on April 24 at Texas to tie an Oakland record...batted .294 in 24 games in April and was hitting .248 with two home runs and 13 RBI in 34 games when he was placed on the bereavement list May 11 following the passing of his mother, Gretchen...was reinstated May 15 and homered over the Green Monster on a 0-2 pitch in his first at bat following his return that night at Boston...reached base safely in 23 consecutive games from May 31 to June 26...hit .316 with a .411 on-base percentage during the streak...batted .303 in June...tied an Oakland record with three doubles on July 4 against San Diego...homered in a career-high four consecutive games from July 7-10 and hit .306 with seven home runs and 14 RBI over a 14-game stretch from July 7-24...had an 11-game hitting streak from July 7 to 21 (15-for-47, .319)...hit .273 in July and 16 of his 27 hits were for extra bases (eight doubles, eight home runs)...tied for fourth in the AL in home runs in July, tied for fifth in extra base hits and tied for sixth in doubles...the home runs are his most ever in a month...doubled off Bartolo Colon in the second inning Aug. 20 against Texas for his 100th career

double...that began a 29-game stretch through Sept. 20 where he hit .343 with seven doubles, 11 home runs, 32 RBI and a .713 slugging percentage...had a career-high and A's season-high tying 14-game hitting streak from Aug. 29 to Sept. 13...hit .373 (19-for-51) with six home runs and 18 RBI during the streak...had two home runs and five RBI Sept. 2 against Seattle...it was his third career two-homer game and his third career five-RBI game...his fourth five-RBI game came on Sept. 20 against Los Angeles (AL) and he drove in four runs the next day against the Angels...hit .310 with 21 runs, five doubles, eight home runs and 25 RBI in 25 games in September...led the AL in RBI, tied for third in runs and tied for fourth in home runs...the RBI were the most by an Athletic in September since Frank Thomas had 31 in 2006...the runs and RBI were his most ever in a month and the home runs matched his most (July, 2018)...went 0-for-3 with a walk in a start in right field in the Wild Card game at New York on Oct. 3.

**2017**—Batted .235 with nine home runs and 39 RBI in 107 games in a season interrupted by two stints on the disabled list...missed a total of 28 games due to injuries and another five for personal reasons...drew a career-high 52 walks for a .342 on-base percentage...was 3-for-9 (33.3%) in stolen base attempts...batted .235 with eight of his nine home runs against right-handed pitchers, .234 against left-handers...hit .260 with eight of his nine home runs against the road...his average improved slightly to .259 with runners in scoring position...hit .284 with five of his nine home runs and 19 of his 39 RBI in the seventh inning or later...batted .333 with three of his nine home runs in the ninth inning...four of his nine home runs either tied the game or put the Cardinals ahead...made 92 starts, all in right field...committed two errors in 99 games overall in the outfield (.988 fielding percentage) and had five assists...went 4-for-7 (.571) with two walks, a hit by pitch, a double and two RBI as a pinch hitter...started games at every spot in the order except first and ninth and made his most starts batting third (32)...was the Cardinals Opening Day starter in right field for the second consecutive season and went 1-for-3 with two walks against Chicago (NL) on April 2...signed a six-year contract through the 2022 season with a club option for 2023 on April 3...matched his career high with five RBI April 12 at Washington...was hitting .241 with two home runs, 11 RBI and 16 walks (.378 on-base percentage) in 25 games when he was placed on the 10-day disabled list May 5 with a strained right hamstring...was sent to Double-A Springfield May 16 on a rehab assignment and went 1-for-7 (.143) with a RBI and a walk in three games (two in right field, one at designated hitter) before he was reinstated from the DL May 20...missed five games from May 26-30 for personal reasons...committed his second and final error of the season June 4 at Chicago (NL)...finished the season with a 65-game errorless streak...had his second career two-homer game June 18 at Baltimore...was placed on the 10-day disabled list July 15 with a strained right groin...was sent to Single-A Peoria on a rehab assignment July 27 and went 3-for-15 (.200) with two doubles and three RBI in four games (all in right field) before he was reinstated from the DL Aug. 1...went 3-for-17 (.176) in his first six games following his return and was optioned to Triple-A Memphis Aug. 7...hit .313 with four home runs, seven RBI and six walks (.421 on-base percentage) in eight games with the Redbirds before returning to St. Louis for good Aug. 20...batted .242 with three home runs and eight RBI in 32 games following his return...snapped a career-high 0-for-19 streak Sept. 30 against Milwaukee with an eighth inning game-tying two-run single to complete the Cardinals largest comeback of the season...overcame a 6-0 deficit and he later scored the winning run in a 7-6 St. Louis win.

**2016**—Began the season on the Cardinals Opening Day roster and played in a team high 153 games, making 136 starts in right field and nine starts in center field...was selected as the Cardinals nominee for the Hank Aaron Award which is given annually to the top hitter in each league...chosen as the Cardinals representative for the MLBPA "Heart and Hustle" Award...led the Cardinals with 153 games, 582 at bats, 86 runs scored, 85 RBI, 10 game-winning RBI, 266 total bases and 12 hit by pitch...tied for the team lead with seven stolen bases...ranked second in the National League with a .363 batting average with runners in scoring position (Prado, MIA, .368)...hit two grand slams during the season, the first off Max Scherzer at Washington on May 27 and the second off Blaine Boyer against Milwaukee on July 3...batted .455 (5-for-11) with bases loaded in 2016 and was one of 17 players with multiple grand slams...matched his career-high with four hits twice (April 27 at Arizona and May 8 against Pittsburgh)...had a nine-game hitting streak from Sept. 3-11, batting .379 (11-for-29) during the streak...batted .346 during the month of May, ranking 10th in the National League in average and sixth in hits (36)...smashed a go-ahead three-run home run in the eighth inning at Chicago (NL) on Aug. 14 on Sunday Night Baseball to

give the Cardinals a 4-3 lead and an eventual 6-4 win...his .481 batting average against Arizona was the highest among all opposing players...hit 13 of his 22 home runs at Busch Stadium, which tied with Brandon Moss for the most in 2016...also led with 49 RBI, 86 hits and 41 runs scored at Busch Stadium...had 37 two-out RBI, which led the team and ranked sixth in the NL.

**2015**—The rookie outfielder was selected by St. Louis on July 21 from Triple-A Memphis and started that night in left field at Chicago (AL), collecting his first Major League hit...finished out the season playing in 63 of the team's final 70 games after his promotion...was named the organization's Minor League Player of the Year...was a co-Rookie of the Year selection by the St. Louis BBWAA along with teammate Randal Grichuk...hit .393 with runners in scoring position...23 of his 39 RBI came with two outs...was knocked unconscious in a collision with outfielder Peter Bourjos in left-center field on Sept. 28 at Pittsburgh; was carted off the field and remained overnight in the hospital for observation...suffered a head contusion/concussion and missed three games (five days)...his sacrifice fly on July 25 against Atlanta was his first ML RBI and the game-winning RBI in a 1-0 win...had a 12-game hitting streak from Aug. 23-Sept. 5 (21-for-51, .412)...hit his first ML home run Aug. 16 against Miami off Chris Narveson...had his first career two-homer game and drove in a career-high five runs Aug. 23 at San Diego...had a career-high four hits Aug. 29 at San Francisco...started and hit safely in all four Division Series games against the Cubs, playing at first base, right field and left field...played every inning of the four games and batted .375 (6-for-16) with three home runs and six RBI...his three home runs tied a St. Louis rookie franchise postseason record...hit a two-run home run in the eighth inning of Game 1 to become the fifth Cardinals rookie to homer in his first postseason game...at Memphis batted .272 with 11 home runs and 41 RBI in 87 games...batted .313 in June and .298 in July before his call-up... named the seventh-best prospect in the Pacific Coast League by *Baseball America*.

**2014**—Spent the entire season at Triple-A Memphis playing in a team-high 136 games, which tied for second in the Pacific Coast League...selected to play in the Triple-A All-Star Game in Durham, N.C.; entered in left field in the sixth inning and was 1-2 with a single...led all Cardinals minor leaguers with 32 doubles, which tied for sixth in the PCL...ranked among Cardinals minor league leaders in batting (.288, 10th), runs (70, 5th), hits (144, 3rd), RBI (69, 4th) and walks (43, 9th)...had a multi-home run game vs. Round Rock on May 10 as the designated hitter, going 3-for-5 with five RBI, while smacking two-run and three-run homers...batted .333 with runners in scoring position and was 9-for-11 (.818) with 16 RBI with the bases loaded...was named the No. 3 prospect in the Cardinals organization by *Baseball America*...rated as the "Best Hitter for Average" and "Best Outfield Arm" in the Cardinals organization in the magazine's "Best Tools" survey.

**2013**—Played in 112 games between Single-A Palm Beach and Double-A Springfield compiling a .295 batting average with 15 home runs and 59 RBI...named to the Florida State League All-Star South Squad...was the starting right fielder and played the entire game in the All-Star Game, going 1-for-5 with a solo home run in the fifth inning...tallied three multi-home run games (April 7 at Charlotte; May 10 at St. Lucie; June 18 at Fort Myers)...played for Salt River in the Arizona Fall League and made the AFL All-Prospect team batting .371 with one home run and 18 RBI...was named Arizona Fall League Player of the Week for the week of Oct. 15-22, batting .364 (8-for-22) with three RBI and six runs...tied for league lead with three triples and ranked among the league leaders in batting (.371, 4th), hits (33, t-2nd) and runs (20, 3rd)...named as the No. 4 prospect in the Cardinals organization by *Baseball America*.

**2012**—Played in 55 games at Quad Cities in his first professional season, starting 36 at third base...batted .328 with runners in scoring position...tied for the team-high hitting streak by hitting safely in 16-straight games (Aug. 11-27)...rated as the 10th-best prospect in the Cardinals organization by *Baseball America* and named the "Best Outfield Arm" in the "Best Tools" survey.

## PERSONAL/MISCELLANEOUS

Stephen Edward Piscotty...graduated from Amador Valley (Pleasanton, Calif.) High School in 2009 and was drafted out of high school by the Los Angeles Dodgers in the 45th round, but did not sign...played college baseball at Stanford University and was drafted by the Cardinals after his junior season...was a supplemental pick following the first round as compensation for the loss of free agent Albert Pujols...completed his degree at Stanford during the 2014 off-season in At-

mosphere and Energy Engineering...was First Team All-Pac 10 in 2011 and 2012, honorable mention All-Pac 10 in 2010...started all 172 games in his college career...in 2012 was named a third team All-American by *Baseball America* as utility player serving as infielder/outfielder/pitcher... was named the 2018 recipient of the Tony Conigliaro Award, which honors a “Major Leaguer who has overcome adversity through the attributes of spirit, determination, and courage that were trademarks of Tony C.”...played in the Alaska Summer League in 2010 and won the Cape Cod League batting title in 2011 with a .349 batting average...was an Olerud Award Finalist in 2012; The John Olerud Two-Way Player of the Year Award is presented annually by the College Baseball Foundation to honor the nation’s top combo pitcher-position player.

## LIFETIME PLAYING RECORD

Year	Club	AVG	G	AB	R	H	2B	3B	HR	RBI	SH	SF	HP	BB	SO	SB	CS	OBP	SLG	E
2012	Quad Cities	.295	55	210	29	62	18	1	4	27	0	0	9	18	25	3	0	.376	.448	22
2013	Palm Beach	.292	63	243	30	71	14	2	9	35	0	0	3	18	27	4	5	.348	.477	1
	Springfield	.299	49	184	17	55	9	0	6	24	1	2	1	19	19	7	3	.364	.446	1
2014	Memphis	.288	136	500	70	144	32	0	9	69	1	2	10	43	61	11	5	.355	.406	3
2015	Memphis	.272	87	320	54	87	28	2	11	41	0	3	3	46	62	5	6	.366	.475	5
	ST. LOUIS	.305	63	233	29	71	15	4	7	39	0	2	1	20	56	2	1	.359	.494	2
2016	ST. LOUIS	.273	153	582	86	159	35	3	22	85	1	2	12	51	133	7	5	.343	.457	4
2017	ST. LOUIS	.235	107	341	40	80	16	1	9	39	0	3	5	52	87	3	6	.342	.367	2
	Springfield	.143	3	7	0	1	0	0	0	1	0	0	0	1	1	0	0	.250	.143	0
	Peoria	.200	4	15	0	3	2	0	0	3	0	0	0	3	1	0	0	.200	.333	1
	Memphis	.313	8	32	7	10	3	0	4	7	0	0	0	6	7	0	0	.421	.781	0
2018	OAKLAND	.267	151	546	78	146	41	0	27	88	0	5	12	42	114	2	0	.331	.491	3
2019	OAKLAND	.249	93	357	46	89	17	1	13	44	1	3	3	29	84	2	0	.309	.412	2
	Las Vegas	.304	5	23	4	7	0	0	1	3	0	0	0	2	4	0	0	.360	.435	0
<b>Major League Totals</b>		<b>.265</b>	<b>567</b>	<b>2059</b>	<b>279</b>	<b>545</b>	<b>124</b>	<b>9</b>	<b>78</b>	<b>295</b>	<b>2</b>	<b>15</b>	<b>33</b>	<b>194</b>	<b>474</b>	<b>16</b>	<b>12</b>	<b>.336</b>	<b>.447</b>	<b>13</b>

## CAREER TRANSACTIONS

**2009** — Selected by the Los Angeles Dodgers organization in the 45th round of the First-Year Player Draft; did not sign. **2012** — Selected by the St. Louis Cardinals organization as a supplemental pick following the first round (36th selection overall) of the First-Year Player Draft. **2017** — On the disabled list, May 5 to 19; included rehabilitation assignment to Springfield, May 16 to 19. On the disabled list, July 15 to 31; included rehabilitation assignment to Peoria, July 27 to 31. Traded to the Oakland Athletics for infielder Yairo Muñoz and minor league infielder Max Schrock, December 14. **2018** — On the bereavement list, May 11 to 14. **2019** — On the injured list, June 30 to August 2; included rehabilitation assignment to Las Vegas, July 27 to August 2. On the injured list, August 25 to September 25.

## WILD CARD RECORD

Year	Club/Opp.	AVG.	G	AB	R	H	2B	3B	HR	RBI	SH	SF	HP	BB	SO	SB	CS	OBP	SLG	E
2018	OAK vs. NYY	.000	1	3	0	0	0	0	0	0	0	0	0	1	2	0	0	.250	.000	0

## DIVISION SERIES RECORD

Year	Club/Opp	AVG	G	AB	R	H	2B	3B	HR	RBI	SH	SF	HP	BB	SO	SB	CS	OBP	SLG	E
2015	STL vs. CHI	.375	4	16	5	6	1	0	3	6	0	0	0	2	8	0	0	.444	1.000	0

## PISCOTTY'S CAREER BESTS

Hits: 4 (five times), last: April 23, 2019 vs. Texas

Home Runs: 2 (three times); September 2, 2018 vs. Seattle; June 18, 2017 at Baltimore; August 23, 2015 at San Diego

Runs Batted In: 5 (five times), last: August 6, 2019 at Chicago (NL)

Stolen Bases: 1 (16 times), last: May 24, 2019 vs. Seattle

Hitting Streak: 14, August 29 to September 13, 2018

Hitless Streak (At Bats): 19, September 23 to 30, 2017


Game Ending RBI: 1, May 8, 2019 vs. Cincinnati (home run)

Grand Slams: 2, July 3, 2016 vs. Milwaukee (Blaine Boyer); May 27, 2016 at Washington (Max Scherzer)

Pinch-Hit Home Runs: None.

Inside-The-Park Home Runs: None.

Lead Off Home Runs: None.

**LEFT-HANDED PITCHER****Height/Weight:** 6-7 / 248**Bats/Throws:** Left / Left**Birthdate:** April 25, 1995**Opening Day Age:** 24**Birthplace/Resides:** Minneapolis, Minnesota / Cedar Rapids, Iowa**Major League Service:** 41 days**Obtained:** Selected in the 1st round (sixth selection overall) of the 2016 First-Year Player Draft**Contract Status:** First year of a one-year contract through 2020**CAREER HIGHLIGHTS**

Was the A's first round selection and the sixth pick overall in the 2016 First-Year Player Draft out of the University of Florida...made his Major League debut in 2019 after missing the 2018 season following "Tommy John" surgery...went 2-0 with a 3.18 ERA in 10 relief appearances...is 10-15 with a 3.98 ERA (81 er in 183.0 ip) in 55 games, including 38 starts, in three minor league seasons...has 262 strikeouts in 183.0 innings (12.89 per nine innings) and has surrendered just 10 home runs (0.49 per nine innings)...ranked third in Minor League Baseball in strikeouts in 2017 (184) and was named the A's Organization Pitcher of the Year...pitched for Team USA in the 2017 All-Star Futures Game...was rated as the A's number two prospect by *Baseball America* following the 2016, 2018 and 2019 seasons and number one after the 2017 season.

**2019 HIGHLIGHTS**

Began the season on the minor league injured list as he continued his recovery from April 10, 2018 ulnar collateral ligament surgery...started his come back at Single-A Stockton on June 11 and made three appearances with the Ports, six at Double-A Midland and nine in his Triple-A debut at Las Vegas before he was selected by Oakland on Aug. 20...went 2-0 with a 3.18 ERA in 10 relief appearances in his Major League debut...struck out 13 batters in 11.1 innings (10.32 per nine innings)...walked five for a .319 on-base percentage but yielded just one double and one home run for a .333 slugging percentage...allowed a .238 opponents batting average, which broke down to .172 (5-for-29) against right-handed hitters compared to .385 (5-for-13) against left-handers...surrendered his only home run and issued four of his five walks to righties...opponents hit .200 with the bases empty, .294 with runners on...did not allow a run in four games (5.0 ip) on the road...had a 5.68 ERA in six games in Oakland...allowed 1-of-3 (33.3%) inherited runners to score...first batters faced were 2-for-8 (.250) with two walks...tossed two innings or fewer in each of his 10 appearances...made his ML debut on Aug. 21 against New York (0.1 ip, 1 h, 1 bb, 0 so)...did not record his first strikeout until his third outing on Aug. 26 at Kansas City...fanned Nicky Lopez to lead off the bottom of the seventh...was credited with his first ML win Sept. 5 against Los Angeles (AL)...entered the game to start the sixth inning with the A's trailing 5-1 and allowed a run on one hit in 2.0 innings...Oakland then scored seven times in the seventh to win 10-6...it was his first of four outings of 2.0 innings...did not allow a run in four straight appearances from Sept. 7 to 17 (5.0 ip)...struck out a season-high three batters in his final game on Sept. 27 at Seattle (1.0 ip, 1 h)...was on the A's roster for the American League Wild Card Game but did not pitch...was rated as the A's number two prospect by *Baseball America* following the season.

**MINORS:** Combined for a 4-1 record, a 4.97 ERA and .226 opponents batting average in 18 games, including four starts, with Stockton, Midland and Las Vegas...struck out 38 batters in 25.1 innings, an average of 13.50 per nine innings...walked 10 (3.55 per nine innings) and surrendered seven home runs (2.49 per nine innings)...tossed two innings or fewer in all 18 of his appearances and allowed one run or more 11 times...his opponents batting average broke down to .222 (6-for-27) with three home runs against left-handed hitters compared to .227 (15-for-66) with four home runs against right-handers...allowed a .276 batting average and all seven of his home runs with the base empty, .143 with runners on...yielded a .263 batting average with runners in scoring position...made his first start for Stockton on June 11 against San Jose (2.0 ip, 1 h, 1 r, 1 er, 1 bb, 4 so)...it was his first of seven outings of 2.0 innings and his first of four four-strikeout games (June 28 at Frisco, July 11 vs. Corpus Christi, July 16 at Arkansas)...had season highs in runs



(3), hits (3), walks (2) and pitches (47) against San Jose on June 21...also surrendered three runs on July 30 against New Orleans and yielded three hits on June 28 at Frisco...was 0-0 with a 6.00 ERA in three starts for Stockton when he was moved up to Midland on June 28...tossed at least one inning in each of his six outings with the RockHounds, including his lone start on July 16 at Arkansas when he tossed 2.0 scoreless innings and struck out a season-high four...logged a 4.32 ERA in six games with Midland and was moved up to Las Vegas on July 23...went 4-1 with a 4.91 ERA in nine relief appearances with the Aviators...did not allow a run in each of his first two outings on July 23 against El Paso (2.0 ip) and July 26 at El Paso (1.0 ip) and was credited with the win in each outing...made his final minor league appearance on Aug. 17 with a scoreless inning of relief against Albuquerque (2 so).

## CAREER

**2018**—Missed the entire 2018 season after undergoing “Tommy John” surgery...was a non-roster invitee to Major League Spring Training and went 1-1 with a 3.38 ERA in four games, including three starts, before he was reassigned to minor league camp March 18...had surgery to repair the ulnar collateral ligament in his left arm April 10...the surgery was performed by Dr. Neal ElAttrache in Los Angeles, Calif...was rated as the A’s No. 2 prospect by *Baseball America* following the season.

**2017**—Split his first full professional season between Single-A Stockton and Double-A Midland...combined for a 6-10 record and a 4.03 ERA in 27 games, including 24 starts...struck out 184 batters in 125.0 innings, an average of 13.24 per nine innings...ranked third in all of the minors in strikeouts behind Alec Hansen (191) and Triston McKenzie (186)...the strikeouts led the A’s farm system and tied for the sixth-best total by a minor leaguer in Oakland history...also ranked eighth in the A’s farm system in ERA and innings pitched...was named the A’s Organization Pitcher of the Year...walked 48 for a strikeout-to-walk ratio of 3.83...surrendered just three home runs, an average of 0.22 per nine innings...was named to the California League Midseason All-Star team but did not pitch in the June 20 game following a June 15 promotion to Midland...represented the United States in the All-Star Futures Game...allowed a .227 opponents batting average, which included .227 against right-handed hitters compared to .228 against left-handers...allowed just three extra base hits to lefties for a .269 slugging percentage...posted a 2.92 ERA over innings one through five, had a 9.30 ERA from the sixth inning on...made all three of his relief appearances over his first six games with Stockton and was 0-2 with an 8.10 ERA in those games...combined with both clubs to go 6-8 with a 3.68 ERA in his 24 starts...tossed more than five innings in just 10 of his 24 starts...had more strikeouts than innings pitched in 22 of his 27 contests...began the season at Stockton and went 4-5 with a 3.69 ERA and .196 opponents batting average in 14 games, including 11 starts with the Ports...surrendered just one home run in 61.1 innings...struck out 98 (14.38 per nine innings)...yielded a .175 average to batters leading off an inning...did not allow an earned run in two of his first three appearances (0.75 ERA)...picked up his first win in a start on May 6 against San Jose to begin a six-start through June 3 when he went 4-1 with a 2.32 ERA...was named California League Pitcher of the Week for the week of May 22-28...won each of his two starts that week on May 22 against Lake Elsinore and May 27 at Rancho Cucamonga...allowed just one run (0.87 ERA) and one hit (.029 opponents batting average) while striking out 15 in 10.2 innings...struck out 12 batters in 6.2 innings June 3 against Lancaster, his first of four 10-strikeout games...fanned 11 in 6.2 innings in his final Single-A start June 14 against Visalia...was leading the league in strikeouts (98), ranked second in opponents batting average (.196) and 10th in ERA (3.69) when he was promoted to Midland June 15...went 2-5 with a 4.36 ERA in 13 starts with the RockHounds...struck out 86 batters, which was the second-best figure in the Texas League from the time he joined the club (June 15) through the end of the season...was 2-2 with a 2.51 ERA in eight starts at home, 0-3 with a 9.35 ERA in five starts on the road...tossed a season-high 7.0 innings in his first Double-A start on June 19 at Frisco but was the losing pitcher in Midland’s 3-1 loss...pitched for Team USA in the All-Star Futures Game July 9 at Miami and recorded the final two outs of a 7-6 win (0.2 ip, 2 h, 2 r, 1 er, 1 bb)...allowed one run in 5.0 innings in the second game of a July 23 doubleheader against Corpus Christi for his first Double-A win...struck out a season-high 13 batters and walked just one in 6.2 innings against San Antonio Aug. 3...matched his season-high with 13 strikeouts and did not walk a batter in 6.0 innings in his final regular season start on Aug. 31 against San Antonio...went 1-2 with a 3.03 ERA in six starts in August...struck out 53 batters in 35.2 innings and led all of the minor leagues in strikeouts in

August...made one postseason start for the TL Champion RockHounds and had a no decision in Midland's 9-2 win over San Antonio in Game 1 of the Semifinals (4.0 ip, 2 h, 4 so)...was named the A's number one prospect by *Baseball America* following the season.

**2016**—Was the A's first round selection in the 2016 draft and was assigned to Vermont of the Short Season Single-A New York-Penn League after signing on June 30...went 0-4 with a 3.03 ERA in 10 starts with the Lake Monsters...did not allow an earned run in five of his six no decisions (0.98 ERA)...struck out 40 batters in 32.2 innings (11.02 strikeouts per nine innings) and did not allow a home run...held the opposition to a .185 batting average, including .157 against right-handed hitters compared to .257 against left-handers...opponents were 3-for-32 (.094) with four walks (.194 on-base percentage) when leading off an inning...combined for a 1.40 ERA in the first and second inning...made his professional debut July 12 at Auburn and tossed 2.0 scoreless innings...the first batter he faced reached on an error but he retired each of the final five batters he faced...did not record his first strikeout until his third start on July 22 against Hudson Valley...struck out 15 of the 30 batters he faced over a two start stretch from Aug. 8 to 14 (7.2 ip)...was rated as the A's number two prospect by *Baseball America* following the season.

## PERSONAL/MISCELLANEOUS

Andrew Jacob Puk was originally signed by A's scout Trevor Schaffer...graduated from Washington High School in Cedar Rapids, Iowa...attended the University of Florida where he compiled a 16-9 record, a 3.39 ERA and .203 opponents batting average in 54 games (37 starts) over three seasons...struck out 251 batters in 194.0 innings...was a three-time SEC Academic Honor Roll selection...played for the USA Baseball Collegiate National Team in 2015.

### LIFETIME PITCHING RECORD

Year	Club	W	L	ERA	G	GS	CG	SHO	SV	IP	H	R	ER	HR	HB	BB	IBB	SO	WP	BK
2016	Vermont	0	4	3.03	10	10	0	0	0	32.2	23	18	11	0	0	12	0	40	3	0
2017	Stockton	4	5	3.69	14	11	0	0	0	61.0	44	28	25	1	4	23	0	98	2	0
	Midland	2	5	4.36	13	13	0	0	0	64.0	64	34	31	2	3	25	0	86	7	0
2018										(Injured — did not pitch)										
2019	Stockton	0	0	6.00	3	3	0	0	0	6.0	5	5	4	2	0	4	0	9	0	0
	Midland	0	0	4.32	6	1	0	0	0	8.1	9	4	4	2	0	3	0	13	3	0
	Las Vegas	4	1	4.91	9	0	0	0	0	11.0	7	7	6	3	1	3	0	16	1	0
	OAKLAND	2	0	3.18	10	0	0	0	0	11.1	10	4	4	1	0	5	0	13	2	0
<b>Major League Totals</b>		<b>2</b>	<b>0</b>	<b>3.18</b>	<b>10</b>	<b>0</b>	<b>0</b>	<b>0</b>	<b>0</b>	<b>11.1</b>	<b>10</b>	<b>4</b>	<b>4</b>	<b>1</b>	<b>0</b>	<b>5</b>	<b>0</b>	<b>13</b>	<b>2</b>	<b>0</b>
<b>Minor League Totals</b>		<b>10</b>	<b>15</b>	<b>3.98</b>	<b>55</b>	<b>38</b>	<b>0</b>	<b>0</b>	<b>0</b>	<b>183.0</b>	<b>152</b>	<b>96</b>	<b>81</b>	<b>10</b>	<b>8</b>	<b>70</b>	<b>0</b>	<b>262</b>	<b>16</b>	<b>0</b>

### CAREER TRANSACTIONS

**2013** — Selected by the Detroit Tigers organization in the 35th round of the First-Year Player Draft; did not sign. **2016** — Selected by the Oakland Athletics organization in the 1st round (sixth selection overall) of the First-Year Player Draft.

### WILD CARD RECORD

Year	Club/Opp.	W	L	ERA	G	GS	CG	SHO	SV	IP	H	R	ER	HR	HB	BB	IBB	SO	WP	BK
2019	OAK vs. TB									(On roster — did not pitch)										

### PUK'S CAREER BESTS

**Low Hit Complete Game:** None  
**Innings Pitched:** 2.0 (four times), last: September 17, 2019 vs. Kansas City  
**Strikeouts:** 3, September 27, 2019 at Seattle  
**Pitches:** 31, August 26, 2019 at Kansas City  
**Longest Winning Streak:** 2, September 5, 2019 to present  
**Longest Losing Streak:** None  
**Longest Scoreless Streak:** 5.0, September 7 to 17, 2019

**OUTFIELDER****Height/Weight:** 6-4 / 218**Bats/Throws:** Switch / Right**Birthdate:** April 27, 1995**Opening Day Age:** 24**Birthplace/Resides:** Bronx, New York / Tampa, Florida**Major League Service:** None**Obtained:** Acquired from San Diego December 12, 2019 as the PTBNL in the December 2, 2019 trade in which the A's sent Jurickson Profar to the Padres for Austin Allen**Contract Status:** First year of a one-year contract through 2020**NON-ROSTER INVITEE****CAREER HIGHLIGHTS**

Was selected by San Diego in the second round of the 2016 draft and hit .249 with 33 home runs, 160 RBI and 101 stolen bases in 382 games in four seasons in the Padres farm system before he was sent to the A's following the 2019 season as the player to be named later in the Jurickson Profar/Austin Allen trade...has played exclusively in the outfield as a minor leaguer (263 games in center field, 85 in left field, 27 in right field) and has 40 assists in 371 games overall in the outfield...ranked fifth in the minors with 51 steals in 2018 and was named a High Class All-Star by *Baseball America*...also selected to the U.S. roster for the All-Star Futures Game that year and played for Peoria in the Arizona Fall League following the season...played in the Australian Baseball League following the 2017 season.

**2019 HIGHLIGHTS**

Spent the entire season at Double-A Amarillo where he hit .228 with a career-high 14 home runs and 50 RBI in 121 games...also had career highs in walks (42) and hit by pitches (6) but his batting average was a career low...ranked seventh in the Texas League and in the San Diego farm system in stolen bases (23)...the switch-hitter batted .241 (20-for-83) against left-handed pitching compared to .225 (67-for-298) against right-handers...hit .280 with 10 of his 14 home runs and an .853 OPS at home, .179 with a .549 OPS on the road...started 73 games in center field, 27 in left field and 12 in right field...had a league-leading 18 assists in 115 games overall in the outfield...however, committed six errors for a .977 fielding percentage...also went 2-for-4 in one game as the designated hitter and was 1-for-3 with a RBI and a walk as a pinch hitter...hit in every spot in the order except third, fourth and fifth...batted ninth 67 times...had eight home runs in 19 games hitting leadoff...was 0-for-18 in the first inning

**AMARILLO:** Was named TL Player of the Week for the first week of the season, covering April 4-14...went 11-for-45 (.244) with 10 runs, six home runs and 14 RBI in 11 games over that span...had his first two-homer game of the season and also had season highs in runs (3) and RBI (4) on April 11 against Corpus Christi...had an inside-the-park home run the next day against the Hooks...hit his sixth home run of the season April 14 against Corpus Christi, giving him four home runs in the four game series...would homer just once over his next 51 games from April 15 to June 17...went 5-for-53 (.094) over a 17-game stretch from April 17-May 12...hit .195 in April...drew a career-high tying three walks May 9 at Corpus Christi (also July 5, 2017 vs. Lake County)...was a perfect 4-for-4 with a double, home run and two RBI May 13 against Midland...had his second career two-assist game as an outfielder May 20 against Corpus Christi...his third came on Aug. 15 against Midland...grounded into his fourth and final double play of the season June 2...did not have a GIDP over his final 73 games...had his second four-hit game of the season and the sixth of his career, July 10 at Midland...was a home run short of the cycle in that game...homered from both sides of the plate July 14 at Frisco...it was his second two-homer game of the season and the third of his career...matched his season high with four RBI...had a season-best six-game hitting streak from July 18-25 (7-for-23, .304)...had his best batting average in July when he hit .280 with 18 RBI in 25 games...went 18 consecutive games without a RBI from Aug. 3-26...stole a season-high two bases Aug. 29 against Tulsa...went 9-for-34 (.265) with eight runs, a double, two home runs, five RBI and four walks in 10 postseason games for Amarillo to help the Sod Poodles to the Texas League Championship.

## CAREER

**2018**—Split the season between Single-A Lake Elsinore and Double-A San Antonio, hitting a combined .271 with 28 doubles, seven triples, 13 home runs, 62 RBI and 75 runs in 122 games... converted 51 of his 61 stolen base attempts (83.6%), which were the fifth-most steals in the entire minors...named to MLB Pipeline's 2019 All-Defense Team, recording 12 outfield assists and committing just four errors (.986 fielding percentage)...earned California League Player of the Month honors for April...in 22 games, he hit .366 with six doubles, five home runs, 14 RBI, 18 runs and 13 stolen bases...collected a career high-tying four hits on back-to-back occasions (April 17-18)...posted six games with three-or-more hits as part of his 11 multiple-hit games in the opening month...named Cal League Player of the Week twice (April 22 and May 18)...hit .306 with 15 doubles, seven triples, seven home runs, 33 RBI and 20 stolen bases in 57 games for Lake Elsinore from May 1-July 7, earning Cal League Midseason All-Star honors and a promotion to San Antonio on July 9...also named a High Class-A All-Star by *Baseball America* and an MiLB Organization All-Star for San Diego...selected to the U.S. roster for the SiriusXM All-Star Futures Game at Nationals Park during the All-Star Break...went 1-for-2 with a single and made perhaps the defensive play of the game, ranging far to his left to rob his new Double-A teammate, Fernando Tatis Jr., of extra bases...made 43 starts in the Missions outfield and hit .179 with seven doubles, one home run, 15 RBI, 21 runs scored and 18 stolen bases...started in seven of San Antonio's eight postseason games and hit .125 with a triple, two RBI and five runs scored...played in the Arizona Fall League following the season for the league champion Peoria Javelinas and was a Fall Stars Game selection, earning MVP of the contest after hitting a game-tying triple in the bottom of ninth and eventually scoring the game-winning run...hit .333 with seven extra base hits and 13 stolen bases in 17 AFL games...entered 2019 rated as the Padres No. 25 prospect by *Baseball America* and No. 26 by ESPN.com.

**2017**—Spent the entire season with Single-A Fort Wayne and hit .234 with 17 doubles, eight triples, six home runs, 35 RBI, 48 runs scored and 12 stolen bases across 88 games played...played in the Australian Baseball League following the season and hit .326 with eight doubles, four triples, 10 home runs, 21 RBI and 38 runs scored in 31 games for the Canberra Cavalry.

**2016**—Made his professional debut with Single-A Tri-City and hit .254 with nine doubles, four triples, 13 RBI, 31 runs scored and 15 stolen bases.

## PERSONAL/MISCELLANEOUS

Michael Elliot Reed was originally signed by Padres scout Chris Kelly...graduated from St. George's School in Middletown, RI...played collegiately at the University of Florida and earned SEC All-Defensive Team honors in 2015 and 2016 for the University of Florida Gators.

### LIFETIME PLAYING RECORD

Year	Club	AVG.	G	AB	R	H	2B	3B	HR	RBI	SH	SF	HP	BB	SO	SB	CS	OBP	SLG	E
2016	Tri-City	.254	51	205	31	52	9	4	0	13	0	2	1	22	53	15	5	.326	.337	4
2017	Fort Wayne	.234	88	316	48	74	17	8	6	35	1	3	3	23	97	12	8	.290	.396	2
2018	Lake Elsinore	.324	79	315	54	102	21	7	12	47	1	2	1	24	84	33	7	.371	.549	2
	San Antonio	.179	43	179	21	32	7	0	1	15	1	3	0	12	63	18	3	.227	.235	2
2019	Amarillo	.228	121	381	49	87	15	2	14	50	4	7	6	42	126	23	8	.310	.388	6
<b>Minor League Totals</b>		<b>.249</b>	<b>382</b>	<b>1396</b>	<b>203</b>	<b>347</b>	<b>69</b>	<b>21</b>	<b>33</b>	<b>160</b>	<b>7</b>	<b>17</b>	<b>11</b>	<b>123</b>	<b>423</b>	<b>101</b>	<b>31</b>	<b>.311</b>	<b>.399</b>	<b>16</b>

### CAREER TRANSACTIONS

**2013** — Selected by the Texas Rangers in the 35th round of the First-Year Player Draft; did not sign. **2016** — Selected by the San Diego Padres in the 2nd round of the First-Year Player Draft. **2019** — Traded to the Oakland Athletics as the player to be named later in the December 2, 2019 trade in which the Padres traded catcher Austin Allen and a PTBNL to the A's for infielder Jurickson Profar, December 12.

**RIGHT-HANDED PITCHER****Height/Weight:** 6-0 / 202**Bats/Throws:** Right / Right**Birthdate:** April 23, 1994**Opening Day Age:** 25**Birthplace/Resides:** Manuel Tames, Cuba / Miami, Florida**Major League Service:** None**Obtained:** Signed as a non-drafted free agent, February 1, 2017**Contract Status:** First year of a one-year contract through 2020**NON-ROSTER INVITEE****CAREER HIGHLIGHTS**

Was signed by the A's as a non-drafted free agent Feb. 1, 2017 after going 9-7 with nine saves and a 4.80 ERA in 46 games, including 10 starts, over four seasons with Guantanamo in Cuba's Serie Nacional...is 9-5 with 17 saves and a 4.13 ERA in 103 games, including six starts, in three seasons in the A's farm system...was named to the California League Midseason All-Star team in 2018...pitched for Mesa in the Arizona Fall League in 2017.

**2019 HIGHLIGHTS**

Made his Triple-A debut and spent the entire season at Las Vegas where he went 4-1 with three saves and a 3.96 ERA in a career-high 45 appearances, including one start...struck out a career-high 81 batters in a career-high 72.2 innings (10.03 per nine innings)...held the opposition to a .234 batting average but issued a career-high 36 walks (4.46 per nine innings)...also had minor league career highs in wins, hits (65), home runs (11) and hit batters (6) and matched his high in runs (34) and wild pitches (4)...his 45 games pitched tied for the most in the A's farm system...his opponents batting average broke down to .204 (34-for-167) against right-handed hitters compared to .279 (31-for-111) against left-handers...surrendered seven of his 11 home runs to lefties for a .514 slugging percentage (.299 vs. right-handers)...opponents hit .306 when leading off an inning...allowed a .217 average with two outs...tossed at least one inning in 42 of his 45 appearances, including two or more 19 times.

**LAS VEGAS:** Allowed at least one run in each of his first three appearances (12.00 ERA)...then posted a 2.11 ERA and .179 opponents batting average over his next 14 games from April 16 to May 26...issued a career-high four walks in 1.2 innings on April 24 against El Paso...compiled a 6.23 ERA in eight games in April...struck out 16 batters in 8.2 innings but also issued 11 walks...struck out a career-high tying five batters May 6 against Fresno (also June 27, 2017 vs. DSL Dodgers)...allowed at least one run five times over a six-game stretch from May 30 to June 17 (7.84 ERA)...then tossed a career-high 3.2 scoreless innings June 22 against Sacramento (1 h, 1 bb, 1 so)...matched his career high with five strikeouts on June 26 at Fresno...made his lone start of the season July 7 vs. Albuquerque (2.0 ip, 1 h, 1 r, 1 er, 1 bb, 2 so)...allowed a season-high four runs on a season-high tying four hits in 2.0 innings of relief against El Paso July 25...then posted a 2.93 ERA over his final 12 games beginning July 27...recorded his two saves over a three-game span in late August: Aug. 12 at Omaha and Aug. 22 at Tacoma...matched his career high with five strikeouts in the latter contest...made one postseason appearance on Sept. 6 against Sacramento in Game 3 of the Pacific Coast League Semifinals (1.0 ip, 2 h, 3 r, 3 er, 2 bb, 1 so).

**CAREER**

**2018**—Started the year at Single-A Stockton and was 1-2 with 13 saves and a 1.84 ERA in 22 relief appearances when he was promoted to Double-A Midland June 13...was 1-1 with a save and a 6.00 ERA in 22 outings for the RockHounds and combined with both clubs to go 2-3 with 14 saves and a 3.94 ERA in 44 relief appearances overall in his second professional season...struck out 66 batters in 59.1 innings, an average of 10.01 per nine innings...was leading the California League in saves at the time of his promotion and ended up tying for third despite spending half of the season at Midland...tied for third in the A's farm system in saves...converted 13-of-14 (92.9%) save opportunities with Stockton and was 14-for-19 (73.7%) overall...was named to the

Cal League Midseason All-Star Game but did not play due to his promotion...allowed a .252 opponents batting average, which broke down to .223 against right-handed hitters compared to .311 against left-handers...yielded a .219 batting average with the bases empty, .298 with five of his seven home runs with runners on base...allowed 5-of-12 (41.7%) inherited runners to score...logged a 0.77 ERA and converted each of his five save opportunities in eight day games...had a 4.72 ERA in 36 contests at night...posted a 0.71 ERA in eight home games with Stockton...tossed at least one inning in 37 of his 44 appearances and at least two innings 15 times...tossed 2.0 scoreless innings for the save in his first outing April 7 against Lake Elsinore...it was his first of five two-inning saves...struck out a season-high four batters on April 20 against Visalia (also July 5 at Tulsa and Aug. 4 against San Antonio...posted a 1.20 ERA and .125 opponents batting average in nine outings in April and converted each of his six save opportunities...then had a 1.80 ERA, .216 opponents average and five saves in nine games in May...had a season-high 7.1-inning scoreless streak from May 14 to 30...walked his first batter of the season May 22 at Rancho Cucamonga, snapping a season-opening 14-game, 21.2-inning streak without a walk...had a 1.44 ERA in 18 games through the end of May...was transferred to Midland June 13...went 1-0 with a save, a 1.88 ERA and .188 opponents average over his final eight appearances...tossed a season-high 3.0 innings and picked up the win Aug. 29 against San Antonio.

**2017**—Pitched for four different teams in the A's farm system and was a combined 3-1 with a 4.88 ERA in 14 games, including five starts, with the A's affiliates in the Dominican Summer League and Arizona Rookie League and their Single-A clubs at Beloit and Stockton...struck out 42 batters in 31.1 innings, an average of 12.06 per nine innings...allowed a .256 opponents batting average, including .229 against right-handed hitters compared to .294 against left-handers...yielded a .214 average to batters leading off an inning...opponents hit .179 with runners in scoring position and were 1-for-12 (.083) with RISP and two outs...made two appearances with the A's Dominican club and did not allow a run in 3.0 innings before he was brought to the United States June 21...made one relief appearance in the Arizona Rookie League and was transferred to Single-A Beloit June 27...made three starts for the Snappers and had no decisions and a 2.25 ERA before he was sent to Single-A Stockton July 17...compiled a 3-1 record and a 6.87 ERA in eight games, one start, with the Ports...was placed on the disabled list Aug. 31 with a strained left groin and missed the remainder of the season...struck out a season-high five June 20 against the DSL Dodgers...tossed a season-high 3.1 innings July 23 against Modesto...pitched for Mesa in the Arizona Fall League following the season and went 1-0 with a 7.59 ERA in nine relief appearances.

## PERSONAL/MISCELLANEOUS

Luis Miguel Romero (Mansfarroll) was originally signed by A's scout JC De La Cruz...spent four seasons with Guantanamo in the Cuba's Serie Nacional and was 9-7 with nine saves and a 4.80 ERA in 46 games, including 10 starts.

### LIFETIME PITCHING RECORD

Year	Club	W	L	ERA	G	GS	CG	SHO	SV	IP	H	R	ER	HR	HB	BB	IBB	SO	WP	BK
2013	Guantanamo (Cuba)	2	3	5.03	18	9	0	0	0	62.2	61	36	35	4	8	36	2	35	1	2
2014	Guantanamo (Cuba)	0	1	6.14	3	1	0	0	0	7.1	9	8	5	1	2	3	0	4	1	2
2015	Guantanamo (Cuba)	0	1	10.13	5	0	0	0	1	5.1	9	9	6	1	1	5	3	9	0	0
2016	Guantanamo (Cuba)	7	2	3.31	20	0	0	0	8	35.1	34	17	13	1	0	16	6	23	4	0
2017	DSL Athletics	0	0	0.00	2	1	0	0	0	3.0	0	0	0	0	0	0	0	7	0	0
	AZL Athletics	0	0	4.50	1	0	0	0	0	2.0	3	1	1	0	0	0	0	3	2	0
	Beloit	0	0	2.25	3	3	0	0	0	8.0	6	2	2	0	1	2	0	7	0	0
	Stockton	3	1	6.87	8	1	0	0	0	18.1	22	16	14	4	3	9	0	25	0	0
2018	Stockton	1	2	1.84	22	0	0	0	13	29.1	21	9	6	3	1	5	1	33	1	0
	Midland	1	1	6.00	22	0	0	0	1	30.0	35	25	20	4	2	12	1	33	3	0
2019	Las Vegas	4	1	3.96	45	1	0	0	3	72.2	65	34	32	11	6	36	2	81	4	2
	<b>Minor League Totals</b>	<b>9</b>	<b>5</b>	<b>4.13</b>	<b>103</b>	<b>6</b>	<b>0</b>	<b>0</b>	<b>17</b>	<b>163.1</b>	<b>152</b>	<b>87</b>	<b>75</b>	<b>22</b>	<b>13</b>	<b>64</b>	<b>4</b>	<b>189</b>	<b>10</b>	<b>2</b>
	<b>Cuba Totals</b>	<b>9</b>	<b>7</b>	<b>4.80</b>	<b>46</b>	<b>10</b>	<b>0</b>	<b>0</b>	<b>9</b>	<b>110.2</b>	<b>113</b>	<b>70</b>	<b>59</b>	<b>7</b>	<b>11</b>	<b>60</b>	<b>11</b>	<b>71</b>	<b>6</b>	<b>4</b>

### CAREER TRANSACTIONS

**2017** — Signed by the Oakland Athletics as a non-drafted free agent, February 1.

**RIGHT-HANDED PITCHER****Height/Weight:** 6-3 / 238**Bats/Throws:** Right / Right**Birthdate:** December 21, 1985**Opening Day Age:** 34**Birthplace/Resides:** Oak Park, Illinois / Park Ridge, Illinois**Major League Service:** 2 years, 92 days**Obtained:** Signed to a minor league contract, November 14, 2018; re-signed to a minor league contract, November 7, 2019**Contract Status:** First year of a one-year contract through 2020**NON-ROSTER INVITEE****CAREER HIGHLIGHTS**

Is 3-6 with a 5.20 ERA in 84 games over four seasons in the majors with the Chicago Cubs (2010, 14-15) and Oakland A's (2019)...is also 25-32 with 144 saves and a 3.10 ERA (182 er in 527.2 ip) in 440 career appearances in 11 minor league seasons...pitched for Seibu in Japan in 2017...saw his most extensive Major League action with the Cubs in 2014 when he compiled a 4.15 ERA in 61 relief appearances...missed the entire 2011 season with an elbow injury...was originally drafted by the Angels in the 34th round in 2005 but did not sign...drafted by the Phillies in 16th round in 2007 and was traded to the Cubs Aug. 7, 2008...has also pitched in the Rockies and Dodgers farm systems.

**2019 HIGHLIGHTS**

Spent most of the season at Triple-A Las Vegas where he went 4-1 with 11 saves and a 4.64 ERA in 35 games, including one start...also had a one-month stint in Oakland, his first Major League action since 2015...had no decisions and a 3.72 ERA in six relief appearances with the A's...allowed a .324 opponents batting average but did not surrender a home run in 9.2 innings...yielded a .308 (4-for-13) average against left-handed hitters compared to .333 (8-for-24) against right-handers...issued three of his four walks to lefties...opponents hit .429 with runners in scoring position...first batters faced were 2-for-5 (.400) with a walk...allowed 2-of-4 (50.0%) inherited runners to score...was selected from Las Vegas June 23 and made his A's debut that day against Tampa Bay (2.0 ip, 5 h, 1 r, 1 er, 1 so)...it was his first outing in the majors since June 14, 2015 with the Cubs against Cincinnati (0.2 ip)...tossed a career-high 3.0 innings July 22 at Houston...also had a career-high 52 pitches and matched his best with three strikeouts in that game...made his final appearance with 2.0 scoreless and hitless innings July 25 against Texas...was designated for assignment July 29 and outrighted to Las Vegas July 31.

**LAS VEGAS:** His 11 saves with Las Vegas tied for third in the A's farm system and tied for fifth in the Pacific Coast League...his 4.64 ERA was the highest of his minor league career as was his .300 opponents batting average...had a .270 (17-for-63) average against left-handed hitters compared to .318 (34-for-107) with five of his six home runs against right-handers...opponents hit .337 with four of his six home runs with the bases empty, .259 with runners on...had a .326 opponents average with runners in scoring position...yielded a .359 average to batters leading off an inning but issued just one walk...had a 2.79 ERA in 15 games on the road compared to 6.17 in 20 appearances at home...did not allow a home run in 19.1 innings at home as he surrendered all six of his home runs at Las Vegas Ballpark...was 2-1 with eight of his 11 saves and a 2.22 ERA in 19 appearances following a loss...tossed at least one inning in 31 of his 35 games...allowed at least one run in six of his first eight outings through April 25 for an 8.38 ERA and .378 opponents batting average...then did not allow a run in nine of his next 11 appearances from April 26 to May 22...had a 1.38 ERA and .178 opponents batting average over that span and issued just one walk in 13.0 innings...struck out a season-high three May 2 at Reno and May 10 against Salt Lake...tossed 3.0 innings June 7 against San Antonio, which matched his longest outing as a Major Leaguer or Minor Leaguer...made the first start of his professional career June 16 at Memphis (1.0 ip, 2 h, 1 r, 1 so)...it came after 430 career minor league appearances, 78 games in the majors and 64 in Japan...was 4-1 with 10 saves, a 3.89 ERA and .281 opponents batting average in 27 games when he was selected by Oakland June 23...returned to Las Vegas July 31 and made one appearance

on Aug. 2 against Oklahoma City (0.2 ip, 1 bb, 1 so) before going on the injured list the next day with a strained left shoulder...was reinstated Aug. 15 and had one save, an 8.59 ERA and .394 opponents batting average over his final seven regular season games...issued a season-high two walks Aug. 15 against Albuquerque...allowed a season-high four runs without retiring a batter Aug. 19 against Reno...made two postseason appearances against Sacramento (1.0 ip, 2 h, 2 so).

## CAREER

**2018**—Spent the entire season at Triple-A Oklahoma City in the Los Angeles Dodgers organization where he went 7-2 with 21 saves and a 3.36 ERA in 58 relief appearances...surrendered just two home runs in 67.0 innings...the seven wins are his best as a minor leaguer and he had his fourth season with 20 or more saves...led the Pacific Coast League in games pitched and ranked second in saves...tied for ninth among all minor leaguers in saves...led the Los Angeles farm system in saves and was named a Dodgers organization All-Star by MiLB.com...converted 21-of-25 (84.0%) save opportunities...allowed a .256 opponents batting average, including .226 against right-handed hitters compared to .303 against left-handers...yielded a .220 batting average with runners in scoring position...opponents hit .296 with a .387 on-base percentage when leading off an inning...allowed 3-of-15 (20.0%) inherited runners to score...compiled a 2.70 ERA in 35 games before the All-Star Break, a 4.56 ERA in 23 games after the break...posted a 2.43 ERA in 31 games at home, a 4.28 ERA in 27 contests on the road...tossed at least one inning in 52 of his 58 appearances...did not allow a run in 11 of 12 games from April 12 to May 10...had eight saves, a 0.75 ERA and a .186 opponents batting average over that stretch...posted a 1.69 ERA in 10 appearances in April...had a 42-game, 50.1-inning homerless streak from May 18 to Sept. 1...tossed a season-high 2.0 innings May 20 against Nashville, his first of eight outings of two innings...stranded each of his final 11 inherited runners beginning June 6...struck out a season-high three batters in 2.0 innings June 9 at Fresno...finished June with a 1.96 ERA in 12 appearances...went 2-0 with four saves over a six-game stretch from July 7 to 24...compiled a season-high 6.2-inning scoreless streak from Aug. 14 to 26...had a loss and a blown save in two postseason appearances for the Dodgers (1.0 ip, 5 h, 3 r, 3 er, 27.00 ERA).

**2017**—Spent the season with the Saitama Seibu Lions of the Nippon Professional Baseball League and went 1-5 with a 2.83 ERA in 64 relief appearances...allowed just one home run over 63.2 innings of relief...struck out 23 batters against 29 walks.

**2016**—Spent the entire season at Triple-A Albuquerque where he was 1-2 with eight saves and a 3.64 ERA in 36 relief appearances...struck out 43 batters in 42.0 innings (9.21 per nine innings)...surrendered just two home runs (0.43 per nine innings)...had a .266 opponents batting average, which broke down to .225 against left-handed hitters compared to .299 against right-handers...converted 8-of-11 (72.7%) save opportunities...allowed 3-of-5 (60.0%) inherited runners to score...logged a 1.99 ERA in 20 games on the road...seven of his eight saves came after the All-Star Break...tossed at least one inning in 34 of his 36 appearances, including a season high 2.0 innings five times...did not allow a run over his first four games (6.1 ip) before going on the disabled list April 18 with a strained left oblique...was reinstated June 4...had a 10-game, 10.1-inning scoreless streak from June 22 to July 17...opponents went 5-for-33 (.152) over that stretch...struck out in his only at bat Aug. 10 against Las Vegas...did not allow a run in seven of his final eight outings beginning Aug. 18 (1.93 ERA).

**2015**—Spent the majority of the season at Triple-A, but had three separate Major League stints with the Chicago Cubs...was 1-2 with a 7.36 ERA in 10 relief appearances over April, May and June...was scored upon in four of his 10 appearances...earned his lone win of the year in his final appearance of 2015 June 14 vs. Cincinnati, 2-1, securing the final two outs in the 11th inning...lost twice, April 17 vs. San Diego and April 23 at Pittsburgh...made a team-high 45 appearances for Triple-A Iowa, allowing only eight earned runs in 44.2 innings with an organization-high 23 saves in 27 opportunities...was 2-3 with a 1.61 ERA allowing only one home run at Triple A...scored upon once over 18 games for Iowa in May and June (21.0 ip, 2 er)...had eight scoreless appearances in June (10.2 ip)...notched a 19.2-scoreless inning streak over 21 games from May 28-July 23...was 2-0 with 10 saves and an 0.69 ERA the first half, 0-3 with 13 saves and a 2.89 ERA the second...was designated for assignment Aug. 27 and outrighted to Iowa, Sept. 1.



**2014**—Broke camp with the Cubs and spent a majority of the year with the club...went 2-3 with a 4.15 ERA and 12 holds in 61 games...retired 43 of 61 first batters faced...stranded 25 of 40 inherited runners...allowed just two home runs in 242 batters faced...recorded a 15.1 scoreless innings streak, May 12-June 6...held opponents to a .118 batting average...made his first career Opening Day roster and pitched in six games before he was optioned to Iowa, April 12...earned his first career victory May 3 vs. St. Louis (3-0)...retired his lone two batters faced to end the sixth inning...recorded his first career hit, June 1, in Milwaukee, a single off Kyle Lohse...landed on the 15-day disabled list, Aug. 10 with right shoulder inflammation...made four rehab outings before he was reinstated and optioned to Iowa, Aug. 24...recalled Sept. 2 and pitched in eight games for the Cubs to end the season...had no record with three saves and a 3.38 ERA (8.0 IP, 3 ER) in seven relief appearances with Iowa.

**2013**—Went 1-6 with an organization-best 22 saves and a 2.42 ERA and 58 strikeouts in 54 relief appearances between Double-A Tennessee and Triple-A Iowa...was named a MiLB.com Organizational All-Star for the Cubs...began the season with the Smokies, going 0-2 with two saves and a 0.83 ERA in 16 relief appearances...did not allow an earned run in his first 12 appearances at Tennessee (17.1 ip)...promoted to Iowa, May 27...went 1-4 with 20 saves and a 3.24 ERA in 38 games.

**2012**—Went 3-5 with a 2.61 ERA in 50 relief appearances between High-A Daytona and Double-A Tennessee...allowed just three home runs while walking 13 and striking out 63 hitters in 69.0 innings of work...started the year with Daytona, going 0-1 with two saves and a 2.00 ERA in 21 games over two stints with the club...was promoted to Tennessee, May 1.

**2011**—Missed the entire season with a right elbow injury...was claimed off waivers by the Yankees, Jan. 5, then again by the Phillies, Feb. 15...was returned to the Cubs and placed on the 15-day disabled list, March 22, with a right elbow strain.

**2010**—Made his big league debut with the Cubs, going 0-1 with a 12.38 ERA and seven strikeouts in seven relief appearances...had his contract selected June 26...made his Major League debut two days later vs. Pittsburgh, tossing 0.2 scoreless innings of relief and striking out the two batters he faced...was on the Cubs 15-day disabled list from July 3-23 with a right shoulder injury...went 2-1 with 13 saves and a 3.15 ERA in 37 relief appearances with Iowa...was on Iowa's seven-day disabled list from Aug. 25-Sept. 7 with an inflamed right shoulder.

**2009**—Spent the entire season with Double-A Tennessee, going 1-7 with a career-high tying 22 saves and a 4.38 ERA in 59 relief appearances...was named to the Southern League Midseason All-Star team...struck out 51 hitters while walking 24 in 61.2 innings of work...set career highs in losses.

**2008**—Began the season in the Phillies organization before being acquired by the Cubs Aug. 7 for left-handed pitcher Scott Eyre...overall, went 4-4 with a 2.21 ERA in 41 relief appearances between the two organizations...recorded a career-best 67 strikeouts in 57.0 innings of work.

**2007**—In his first professional season, went 0-1 with a 3.51 ERA in 17 relief appearances with Single-A affiliates Williamsport and Lakewood...batted .293 with three home runs and 17 RBI in June...hit .289 with three home runs and 16 RBI.

## PERSONAL/MISCELLANEOUS

Brian Patrick Schlitter...the Chicago native graduated from Maine South High School in Park Ridge, Ill....played collegiately at the College of Charleston and became the eighth Cougar to reach the Major Leagues in 2010...was the first CoFC player called up since the New York Yankees Brett Gardner in 2008...originally selected by the Los Angeles Angels of Anaheim in the 34th round of the 2005 First-Year Player Draft out of Florida Gateway College, but did not sign.

## LIFETIME PITCHING RECORD

Year	Club	W	L	ERA	G	GS	CG	SHO	SV	IP	H	R	ER	HR	HB	BB	IBB	SO	WP	BK
2007	Williamsport	0	0	0.00	1	0	0	0	1	2.0	2	0	0	0	1	0	0	1	0	0
	Lakewood	0	1	3.80	16	0	0	0	3	23.2	27	13	10	2	0	6	0	21	1	0
2008	Clearwater	4	3	2.22	34	0	0	0	6	48.2	39	13	12	1	1	21	4	58	1	0
	Daytona	0	1	2.16	7	0	0	0	3	8.1	9	2	2	0	0	3	0	9	1	0
2009	Tennessee	1	7	4.38	59	0	0	0	22	61.2	62	36	30	8	1	24	3	51	2	0
2010	Iowa	2	1	3.15	37	0	0	0	13	45.2	44	18	16	3	1	21	0	42	2	0
	CHICAGO (NL)	0	1	12.38	7	0	0	0	0	8.0	18	11	11	2	1	5	1	7	0	0
2011	CHICAGO (NL)	(Injured — did not pitch)																		
2012	Daytona	0	1	2.00	21	0	0	0	2	27.0	27	9	6	1	1	2	0	19	0	1
	Tennessee	3	4	3.00	29	0	0	0	6	42.0	43	19	14	2	0	11	0	44	1	0
2013	Tennessee	0	2	0.83	16	0	0	0	2	21.2	24	8	2	0	1	6	1	13	0	0
	Iowa	1	4	3.24	38	0	0	0	20	41.2	38	15	15	4	1	9	2	45	2	1
2014	CHICAGO (NL)	2	3	4.15	61	0	0	0	0	56.1	58	29	26	2	2	19	4	31	0	0
	Iowa	0	0	3.38	7	0	0	0	3	8.0	10	4	3	0	0	3	0	4	0	0
	AZL Cubs	0	0	0.00	1	0	0	0	0	1.0	0	0	0	0	0	0	0	0	0	0
2015	CHICAGO (NL)	1	2	7.36	10	0	0	0	0	7.1	12	6	6	2	0	2	0	4	0	0
	Iowa	2	3	1.61	45	0	0	0	23	44.2	41	11	8	1	1	26	1	35	1	0
2016	Albuquerque	1	2	3.64	36	0	0	0	8	42.0	42	19	17	2	1	21	2	43	4	0
2017	Seibu (Japan)	1	5	2.83	64	0	0	0	0	63.2	58	22	20	1	0	29	1	23	1	1
2018	Oklahoma City	7	2	3.36	58	0	0	0	21	67.0	66	31	25	2	3	26	2	46	5	1
2019	Las Vegas	4	1	4.64	35	1	0	0	11	42.2	51	25	22	6	1	11	0	31	3	0
	OAKLAND	0	0	3.72	6	0	0	0	0	9.2	12	4	4	0	0	4	0	6	1	0
Major League Totals		3	6	5.20	84	0	0	0	0	81.1	100	50	47	6	3	30	5	48	1	0
Minor League Totals		25	32	3.10	440	1	0	0	144	527.2	525	223	182	32	13	190	15	462	23	3

## CAREER TRANSACTIONS

**2005** — Selected by the Los Angeles Angels organization in the 34th round of the First-Year Player Draft; did not sign. **2007** — Selected by the Philadelphia Phillies organization in the 16th round of the First-Year Player Draft. **2008** — Traded to the Chicago Cubs for pitcher Scott Eyre, August 7. **2010** — On the disabled list, July 3 to 22; included rehabilitation assignment to Iowa, July 17 to 22. **2011** — On the disabled list, March 22 to September 28. **2014** — On the disabled list, August 9 to 23; included rehabilitation assignment to Arizona Cubs, August 21 to 22, and Iowa, August 23. **2015** — Elected free agency, October 14; signed by the Colorado Rockies to a minor league contract, November 18. **2016** — Released, October 25. **2018** — Signed by the Los Angeles Dodgers to a minor league contract, February 15. Elected free agency, November 2; signed by the Oakland Athletics to a minor league contract, November 14. **2019** — Elected free agency, September 30; re-signed by the Oakland Athletics to a minor league contract, November 7.

## SCHLITTER'S CAREER BESTS

Low Hit Complete Game: None  
 Innings Pitched: 3.0, July 22, 2019 at Houston  
 Strikeouts: 3 (twice), last: July 22, 2019 at Houston  
 Pitches: 52, July 22, 2019 at Houston  
 Longest Winning Streak: 2, May 3 to 8, 2014  
 Longest Losing Streak: 5, May 10, 2014 to April 23, 2015  
 Longest Scoreless Streak: 15.1, May 12 to June 6, 2014

**RIGHT-HANDED PITCHER****Height/Weight:** 5-10 / 205**Bats/Throws:** Right / Right**Birthdate:** June 20, 1991**Opening Day Age:** 28**Birthplace/Resides:** Albany, New York / Livingston, Texas**Major League Service:** 76 days**Obtained:** Signed to a minor league contract, November 18, 2019**Contract Status:** First year of a one-year contract through 2020**NON-ROSTER INVITEE****CAREER HIGHLIGHTS**

Is 2-2 with a 5.86 ERA in 26 games in two seasons in the majors with Tampa Bay (2018) and Los Angeles-NL (2019)...was originally drafted by the Rays in 2013 and spent six seasons in the Tampa Bay organization before he was dealt to the Dodgers prior to the 2019 season...is 24-20 with eight saves and a 3.80 ERA in 183 career minor league appearances, including 81 starts...78 of those starts came over his first three seasons...has 617 strikeouts in 473.1 minor league innings, an average of 11.73 per nine innings...tied for second in the minor league in strikeouts in 2015 (168) and was third in 2016 (167)...pitched for Peoria in the Arizona Fall League in 2014.

**2019 HIGHLIGHTS**

Had two stints with the Los Angeles Dodgers and compiled a 7.20 ERA and .316 opponents batting average in four relief appearances...was recalled for the first time on April 11 and did not allow a run in three outings (3.0 ip) before he was optioned back to Triple-A Oklahoma City April 14...opponents went 1-for-9 (.111) with two walks...returned for a second time July 27 and allowed four runs on five hits and a walk in 2.0 innings the next day at Washington before he was sent back to Oklahoma City following the game...spent the balance of the season at Triple-A where he compiled a 2-3 record, a career-high four saves and a 5.85 ERA in a career-high 47 appearances, including one start...struck out 62 batters in 47.2 innings, an average of 11.71 strikeouts per nine innings...however, issued 27 walks (5.10 per nine innings)...surrendered just three home runs...allowed a .274 opponents batting average, which broke down to .242 (15-for-62) against left-handed hitters compared to .289 (37-for-128) against right-handers...opponents hit .209 when leading off an inning but he walked eight for a .333 on-base percentage...was 2-0 with a 4.03 ERA in 22 games on the road, 0-3 with a 7.46 ERA in 25 outings at home...tossed one inning or fewer in 39 of his 47 appearances.

**OKLAHOMA CITY:** Began the season at Oklahoma City and made one appearance on April 6 against San Antonio (1.1 ip, 1 h, 1 r, 1 er, 1 bb, 3 so) before he was recalled by the Dodgers April 11...was optioned back to Triple-A April 15...walked a season-high three batters and allowed three runs in 0.2 innings April 19 against Iowa (also Aug. 30 vs. New Orleans)...finished April with a 6.00 ERA and .111 opponents batting average in six appearances...walked six in 6.0 innings...then logged a 9.31 ERA and three of his four saves in 10 games in May...allowed a season-high six runs on a season-high five hits in 1.1 innings May 2 against Round Rock...yielded three runs without retiring a batter in his next appearance, giving him a 14.73 ERA over his first eight games with Oklahoma City...did not allow a run in nine of his next 11 games from May 7 to June 6 (1.54 ERA)...tossed a season-high 2.0 scoreless innings May 7 against Nashville, his first of five outings of 2.0 innings...was credited with his fourth and final save of the season May 30 at Memphis...yielded eight runs over a six-game stretch from June 8-22 for an 8.31 ERA and .409 opponents batting average...then had a nine-game, 9.2-inning scoreless streak from June 26 to July 17...held the opposition to a .152 average over that span and struck out 15...struck out a season-high four batters in 2.0 scoreless innings of relief July 3 at Nashville...made his lone start of the season July 21 against San Antonio (1.0 ip, 2 h, 3 r, 3 er, 1 bb, 2 so)...surrendered his first home run of the season that day, snapping a season-opening 34-game, 33.0-inning, 151-batter faced homerless streak...had a 5.66 ERA in 36 games when he was recalled by Los Angeles a second time July 27...was sent back to Oklahoma City the next day...had a seven-game, 8.1-inning scoreless streak

from Aug. 4 to 19...matched his season-high with four strikeouts in 2.0 innings Aug. 17 at Round Rock...was placed on the injured list Aug. 20 with a right cheekbone contusion...was reinstated Aug. 27 and allowed nine runs on eight hits and four walks in 2.2 innings over his final three appearances...posted a 6.94 ERA in 10 appearances in August.

## CAREER

**2018**—Split the season between Triple-A Durham and the Tampa Bay Rays, going a combined 4-3 with a 5.70 ERA in 54 games...struck out 92 batters in 66.1 innings...went 2-1 with a 5.75 ERA 32 games (one start) with Durham...fanned 58 batters in 36.0 innings, finishing tied for eighth on the team in that category...made his Major League debut on May 29 against Oakland, striking out all three batters he faced on 14 pitches...was recalled on three separate occasions, going 2-2 with a 5.64 ERA in 22 games for Tampa Bay...was designated for assignment on Jan. 4, 2019...traded to the Dodgers for RHP Caleb Sampen from Tampa Bay.

**2017**—Was limited to 13 appearances with Triple-A Durham after suffering a right groin injury in his first outing of the season...made three rehab appearances (one start) with the GCL Rays...pitched in three games for Single-A Charlotte before being transferred back to Durham and was reinstated from the disabled list on July 18...pitched exclusively out of the bullpen for Durham, his first relief appearance since 2013 with Short-A Hudson Valley...also made two appearance for Durham in the International League playoffs...ranked by *Baseball America* as the No. 28 prospect in the Rays system following the season...the magazine also tabbed him as having the Best Slider in the organization for a second consecutive year...made nine appearances for the Rays in Spring Training, going 0-1 with a 1.84 ERA and 22 strikeouts in 14.1 innings...was added to the 40-man roster Oct. 2.

**2016**—Spent the 2016 season with Durham, going 5-7 with a 3.93 ERA in 27 starts...his 163 strikeouts led Triple-A pitchers and ranked third in the minors behind Brandon Woodruff (173) and Josh Staumont (167)...led Rays minor leaguers for a second consecutive year...became the first Rays' minor leaguer to lead the system in strikeouts in back-to-back years since Matt Moore did it in three consecutive years from 2009-11...in addition to leading the International League in strikeouts, ranked seventh with a 3.58 ERA and tied for third in starts...tied a career-high with 12 strikeouts in 5.0 innings on April 24 vs. Indianapolis...took a perfect game into the 7th inning on June 6 at Norfolk...retired his first 20 batters he faced before Mike Yastrzemski doubled...Mike is the grandson of Hall of Famer Carl Yastrzemski and went one pick after Schultz in the 14th round of the 2013 June Draft...ranked by *Baseball America* as the No. 12 prospect in the Rays system following the season, up from No. 23 the year prior...invited to his first Big League Spring Training as a Non-Roster invitee, tossing 8.2 scoreless innings with eight strikeouts in four games.

**2015**—Made 27 starts for Double-A Montgomery, going 9-5 with a 3.67 ERA...fanned 168 batters in 135.0 innings...led the team in strikeouts, starts, while finishing second in ERA and wins...set career-highs in wins, innings pitched and strikeouts...his 168 strikeouts tied for 2nd-most among all minor league pitchers behind José Berríos (175)...they were the most by a Rays farmhand since Matt Moore (210) in 2011...ranked among Southern League leaders in ERA (3.67, 9th), starts (27, T-1st), strikeouts (168, 1st) and opponents batting average (.218, 1st)...named to the Southern League Midseason All-Star team after going 5-3 with a 3.55 ERA in 13 first half stats...retired both batters he faced in the game...posted a 6-2 record with a 1.88 ERA in 13 road starts, while going 3-3 with a 5.71 ERA at home.

**2014**—Combined to make 14 starts across Single-A Bowling Green and High-A Charlotte, going 4-1 with a 2.40 ERA...missed parts of the season due to a pair of disabled list stints...went 2-1 with a 1.95 ERA in nine starts for Bowling Green...struck out 58 batters in 37.0 innings before being transferred to High-A on August 20...made seven starts for Peoria Javelinas in the Arizona Fall League, going 2-3 with a 4.61 ERA and 28 strikeouts in 27.1 innings...led the AFL in strikeouts.

**2013**—Made his professional debut with Rookie-level Hudson Valley, going 1-2 with a 3.05 ERA...tied for the Renegades team lead with 55 strikeouts.

## PERSONAL/MISCELLANEOUS

Jaime Matthew Schultz...played three years at High Point University, going a combined 10-9 with a 3.90 ERA in 57 games (14 starts)...named to the All-Big South Second-Team as a freshman and was 10th in the conference with 68 strikeouts in 2010...missed the 2011 season with Tommy John surgery.

### LIFETIME PITCHING RECORD

Year	Club	W	L	ERA	G	GS	CG	SHO	SV	IP	H	R	ER	HR	HB	BB	IBB	SO	WP	BK
2013	Hudson Valley	1	2	3.05	17	10	0	0	0	44.1	32	17	15	3	4	29	0	55	6	0
2014	Bowling Green	2	1	1.95	9	9	0	0	0	37.0	27	9	8	2	1	14	0	58	5	0
	Charlotte	2	0	3.13	5	5	0	0	0	23.0	19	9	8	0	2	15	0	21	2	0
2015	Montgomery	9	5	3.67	27	27	0	0	0	135.0	105	58	55	11	9	90	0	168	10	0
2016	Durham	5	7	3.58	27	27	0	0	0	130.2	113	57	52	12	1	68	0	163	7	0
2017	Durham	1	0	3.86	13	0	0	0	0	11.2	10	5	5	1	1	4	0	21	1	1
	Charlotte	0	1	6.23	3	0	0	0	1	4.1	4	3	3	1	0	2	1	7	0	0
	GCL Rays	0	0	0.00	3	1	0	0	0	3.2	3	1	0	0	0	0	0	4	0	1
2018	TAMPA BAY	2	2	5.64	22	1	0	0	0	30.1	18	19	19	6	3	17	0	35	1	0
	Durham	2	1	5.75	32	1	0	0	3	36.0	44	27	23	5	0	23	1	58	2	2
2019	Oklahoma City	2	3	5.85	47	1	0	0	4	47.2	52	38	31	3	2	27	1	62	4	0
	LOS ANGELES (NL)	0	0	7.20	4	0	0	0	0	5.0	6	4	4	1	0	3	0	3	0	0
<b>Major League Totals</b>		<b>2</b>	<b>2</b>	<b>5.86</b>	<b>26</b>	<b>1</b>	<b>0</b>	<b>0</b>	<b>0</b>	<b>35.1</b>	<b>24</b>	<b>23</b>	<b>23</b>	<b>7</b>	<b>3</b>	<b>20</b>	<b>0</b>	<b>38</b>	<b>1</b>	<b>0</b>
<b>Minor League Totals</b>		<b>24</b>	<b>20</b>	<b>3.80</b>	<b>183</b>	<b>81</b>	<b>0</b>	<b>0</b>	<b>8</b>	<b>473.1</b>	<b>409</b>	<b>224</b>	<b>200</b>	<b>38</b>	<b>20</b>	<b>272</b>	<b>3</b>	<b>617</b>	<b>37</b>	<b>4</b>

### CAREER TRANSACTIONS

**2013** — Selected by the Tampa Bay Rays organization in the 14th round of the First-Year Player Draft. **2019** — Traded to the Los Angeles Dodgers for minor league pitcher Caleb Sampen, January 8. Elected free agency, November 4; signed by the Oakland Athletics to a minor league contract, November 18.


### SCHULTZ' CAREER BESTS

**Low Hit Complete Game:** None  
**Innings Pitched:** 3.0, July 25, 2018 vs. New York (AL)  
**Strikeouts:** 5, July 20, 2018 vs. Miami  
**Pitches:** 53, July 14, 2018 at Minnesota  
**Longest Winning Streak:** 2, July 14 to September 10, 2018  
**Longest Losing Streak:** 2, September 14, 2018 to present  
**Longest Scoreless Streak:** 6.2 (twice), last August 11 to September 11, 2018

### RECENT NON-ROSTER INVITEES TO PLAY FOR OAKLAND

<b>2019:</b> Nick Hundley, Corban Joseph, Brian Schlitter, Wei-Chung Wang	<b>2003:</b> Mike Edwards, Ron Gant, David McCarty, Adam Melhuse
<b>2018:</b> Jeremy Bleich, Nick Martini	<b>2002:</b> Jose Flores, Larry Sutton
<b>2017:</b> Michael Brady, Simon Castro, Jaff Decker, Ryan Lavarney, Josh Smith, Cesar Valdez	<b>2001:</b> Andy Abad, Erik Hiljus, Robin Jennings, Tom Wilson
<b>2016:</b> Matt McBride, Patrick Schuster, Chris Smith, Eric Surkamp	<b>2000:</b> Jon Ratiiff, Rich Sauveur, Jeff Tam
<b>2015:</b> Carson Blair, Jason Pridie, Pat Venditte, Barry Zito	<b>1999:</b> John Jaha, Kevin Jarvis
<b>2014:</b> Sam Fuld	<b>1998:</b> Jim Dougherty, Gil Heredia, Kevin Mitchell, Jack Voigt
<b>2013:</b> Luke Montz	<b>1997:</b> Patrick Lennon, Richie Lewis, Dave Magadan, Mike Oquist
<b>2012:</b> Jim Miller, Brandon Moss, Evan Scribner	<b>1996:</b> Rafael Bournigal, Paul Fletcher, Buddy Groom, Torey Lovullo, Matt Stairs, Dave Telgheder
<b>2011:</b> Andy LaRoche, Jai Miller	<b>1994:</b> Geronimo Berroa, Steve Ontiveros, Ed Vosberg
<b>2010:</b> Cedrick Bowers	<b>1993:</b> Dale Sveum, Curt Young
<b>2009:</b> Kevin Cameron, Matt Carson	<b>1992:</b> Rich Gossage, Mike Kingery, Jeff Parrett
<b>2008:</b> Brooks Conrad, Kirk Saarloos, Mike Sweeney	<b>1991:</b> Brad Komminsk
<b>2007:</b> J.J. Furmaniak, Erasmo Ramirez	<b>1989:</b> Chris Bando, Billy Beane, Bill Dawley, Brian Snider
<b>2006:</b> Doug Clark, Randy Keisler	
<b>2005:</b> Hiram Bocachica, Jermaine Clark, Britt Reames	
<b>2004:</b> Ramon Castro	

*Note: List only includes players not with the A's organization the previous year*



**SHORTSTOP**

**Height/Weight:** 6-0 / 195      **Bats/Throws:** Right / Right  
**Birthdate:** September 17, 1990      **Opening Day Age:** 29  
**Birthplace/Resides:** San Francisco, California / Alameda, California  
**Major League Service:** 5 years, 118 days  
**Obtained:** Acquired from the Chicago White Sox with Chris Bassitt, Josh Phegley and Rangel Ravelo for Jeff Samardzija and Michael Ynoa, December 9, 2014  
**Contract Status:** First year of a one-year contract through 2020

**CAREER HIGHLIGHTS**

The East Bay native is a .258 hitter with 100 home runs and 322 RBI in 720 games in five seasons with the A's after batting .240 with eight home runs and 35 RBI in 85 games in two seasons with the White Sox...his 100 home runs are third most in Athletics history by a shortstop...has 716 games played at shortstop in an A's uniform, which is third most in Oakland history behind Bert Campaneris (1272) and Miguel Tejada (932), and seventh most in Athletics history...is one of five Major Leaguers with at least 10 home runs and 10 stolen bases in each of the last five seasons (Betts, Braun, Lindor, Trout)... finished in the top five in Oakland history in eight different categories in 2019, tying Oakland records for runs scored (123) and games played (162)...hit 27 home runs in 2016 to become the fifth shortstop in Athletics history with 20 home runs...was named to *Baseball America's* Minor League All-Star Team and Southern League Most Valuable Player in 2013... played for Glendale in the Arizona Fall League in 2013...was originally selected by Chicago (AL) in the sixth round of the 2011 draft out of Cal.

**2019 HIGHLIGHTS**

Finished in the top five in Oakland history in eight different categories...scored 123 runs, which tied the Oakland record set by Reggie Jackson in 1969...also tied the record for games played (162)...ranked second in at bats (657), third in extra base hits (83), tied for third in hits (187) and total bases (343), tied for fourth in doubles (43) and fifth in multiple hit games (53)...was fourth in Athletics history in at bats, tied for eighth in extra base hits and tied for 10th in runs...ranked second in the American League in total bases, tied for second in times on base (276), third in runs, doubles and extra base hits, fifth in hits, tied for fifth in triples (7), sixth in walks (87), tied for seventh in multiple hit games and ninth in plate appearances per strikeout (7.32)...also tied for the lead in games and ranked second in at bats... finished third in AL Most Valuable Player voting and was one of three players named on all 30 ballots...had 22 third place votes, six fourth place and two sixth place...had 747 plate appearances, which was the most in Athletics history and the most in the majors since Rickie Weeks had 754 for Milwaukee in 2010...was one of five players to appear in each of his team's games (Merrifield and Soler, KC; Villar, BAL; Castro, MIA) and played all but 30 innings at shortstop...it was the 14th time in Oakland history a player appeared in every game in a season...has a consecutive games played streak of 243 dating back to June 28, 2018 (all starts) and has played all but 37 innings at short over that span...his consecutive games started streak is second longest in Oakland history (347, Alfredo Griffin, April 9, 1985-April 30, 1987) while the consecutive games played streak is fourth best...had career highs in games, at bats, runs, hits, doubles, home runs (33), RBI (92), walks, extra base hits, total bases, batting average (.285), on-base percentage (.370), slugging percentage (.523) and OPS (.893) and matched his best in triples (7) and hit by pitches (2)...stole 10 bases and joins Rickey Henderson (7 times), Reggie Jackson (7) and Jose Canseco (5) as the

**ATHLETICS  
SHORTSTOP BESTS**

**HOME RUNS, CAREER**

- 156 Miguel Tejada (1997-2003)
- 116 Eddie Joost (1947-54)
- 100 Marcus Semien (2015-present)**
- 68 Bert Campaneris (1964-76)
- 55 Bobby Crosby (2003-09)

**HOME RUNS, SEASON**

- 34 Miguel Tejada (2002)
- 33 Marcus Semien (2019)**
- 31 Miguel Tejada (2001)
- 30 Miguel Tejada (2000)
- 27 Miguel Tejada (2003)
- 27 Marcus Semien (2016)**

**RUNS BATTED IN, SEASON**

- 131 Miguel Tejada (2002)
- 115 Miguel Tejada (2000)
- 113 Miguel Tejada (2001)
- 106 Miguel Tejada (2003)
- 95 Eric McNair (1932)
- 92 Marcus Semien (2019)**

only players in Athletics history with five or more seasons of 10 homers and 10 stolen bases... joins Jimmie Foxx (1930, 32, 33), Jackson (1969) and Jason Giambi (2001) as the only players in Athletics history with at least 80 walks and 80 extra base hits in a season... joins Al Simmons (1929, 30), Eric Chavez (2001) and Giambi (2001) as the only players with at least 40 doubles and 30 homers... in Major League history, the only players to equal or surpass his totals in runs, hits, doubles, triples, home runs, RBI, walks and stolen bases in the same season are Babe Ruth (1921, 23) and Lou Gehrig (1927)... led the A's in games, at bats, runs, hits, doubles, triples, RBI, walks, extra base hits and batting average... led AL shortstops in fielding percentage (.981), total chances (634), assists (436) and double plays (85) and ranked second in putouts (186)... led ML shortstops in games (161), starts (161) and innings (1435.0)... his innings were the most ever by an Athletics shortstop... his fielding percentage was third best in Athletics history behind Mike Bordick in 1995 (.983) and 1993 (.982)... was hitting .271 with 12 home runs, 48 RBI and a .797 OPS in 92 games at the All-Star Break... then batted .304 with 19 home runs, 44 RBI and a 1.018 OPS after the break... led the majors in runs (62) after the ASB and ranked second in the AL in extra base hits (46)... was fifth in the AL in OPS, sixth in on-base percentage (.396) and seventh in slugging percentage (.621)... his extra base hits were the most in Oakland history after the break, third most in Athletics history and the most since Wally Moses had 52 in 1937... tied the Oakland record for most runs after the break (Giambi, 2001)... tied for the lead among AL shortstops in home runs (33) and ranked second in RBI (92) to the Red Sox Xander Bogaerts (33 HR, 114 RBI)... the home runs were second most in Athletics history by a shortstop to Miguel Tejada's 34 in 2002... the RBI were sixth most... now has 100 home runs over the last five years, which are fourth most by a ML shortstop over that span (Lindor, 125; Story, 122; Correa, 101)... made a team-leading 145 starts batting leadoff where he hit .278 with 31 home runs and 84 RBI... ranked second among AL lead-off hitters in games, third in RBI and fourth in home runs... set Athletics records for home runs and RBI by a leadoff hitter and his 37 doubles and 75 extra base hits are the most since at least 1905... his games played tied for sixth most in Oakland history and were the most since Johnny Damon had 153 in 2001... started each of the A's final 133 games batting leadoff, which is the second longest streak of consecutive games batting first in Oakland history (148, Rickey Henderson, May 12, 1981-June 22, 1982)... batted .327 with a .702 slugging percentage and 1.147 OPS with runners in scoring position... the slugging percentage and OPS ranked second in the AL... hit .309 (55-for-178) against left-handed pitching, .276 (132-for-479) against right-handers... stole all 10 of his bases against right-handers... tied for the ML lead by reaching on an error 12 times... batted a Major League-leading .455 in the fourth inning.

**OAKLAND:** Made his fifth consecutive Opening Day start at shortstop March 20 against Seattle in Tokyo, which ties the Oakland record for consecutive Opening Day starts by a shortstop (Campaneris, Bordick, Tejada and Crosby)... only Campaneris, with eight, has more Opening Day starts at shortstop in an Oakland uniform... committed his first error of the season April 11 at Baltimore, snapping what was then a career-high 38-game errorless streak dating back to Sept. 5, 2018... did not make his second error until June 2 for a 42-game errorless streak from April 12-June 1... that tied for fourth longest in Athletics history by a shortstop... was batting .322 with a .400 on-base percentage over his first 31 games through April 29... then hit .183 over his next 29 games from April 30 to June 2... led off the game with a home run May 28 against Los Angeles (AL)... it was the first of four times he led off the game with a homer (July 19 at Minnesota, Aug. 28 at Kansas City, Sept. 27 at Seattle)... now has six for his career, which is fourth most in Oakland history... went hitless in three straight games from May 31 to June 2, which was the only time he went more than two straight games without collecting a hit... was ejected from a game for the first time in his career June 1 against Houston... had a career-high 17-game hitting streak from June 4 to 20... hit .375 (27-for-72) with 16 runs, five doubles, a triple, three home runs and 13 RBI during the streak, which was third longest in the AL in 2019 and the longest single-season hitting streak by an Athletic since a 22-game streak by Eric Byrnes from May 8-June 1, 2003 (Mark Ellis had a 17-game hitting streak from Sept. 21, 2010-April 5, 2011)... went 4-for-5 with three runs, two home runs and four RBI June 7 at Texas... it was his first of two four-hit games (Sept. 5 vs. Los Angeles-AL) and it was his first of three two-homer games (July 4 vs. Minnesota and Aug. 5 at Chicago-NL)... now has seven career four-hit games and six two-homer contests... was named AL Player of the Week for the week of June 3-9 after going 13-for-31 (.419) with seven runs, two doubles, two home runs, nine RBI and three walks... it was the first weekly award of his career... hit his 10th home run of the season June 15 to become the first Athletic to reach double figures in home runs in five

consecutive seasons since Mark Ellis from 2005-09...is the 18th player in Oakland history with five or more 10-homer seasons...hit .194 over a 14-game stretch from June 21 to July 6...tied for fourth in the AL in hits in June (35)...was 2-for-4 with two home runs and five RBI July 4 against Minnesota...one of the home runs was a grand slam, the fourth of his career...went 16-for-42 (.381) with seven multiple-hit games over an 11-game stretch from July 26 to Aug. 7...ranked third in the AL in runs in July (23)...was batting .269 with 19 home runs, 65 RBI and an .820 OPS over his first 122 games through Aug. 15...then hit .331 with 14 home runs, 36 RBI and a 1.107 OPS over his final 40 games beginning Aug. 16...led the majors in RBI and extra base hits (29) over that span...led the AL in runs (36), tied for the lead in doubles (13), ranked second in home runs and OPS and third in hits (54) and slugging percentage (.693)...had a career-high seven RBI Aug. 26 at Kansas City, which were the most RBI by an A's leadoff hitter since RBI became an official statistic in 1920...joins Miguel Tejada as the only shortstops in Athletics history with seven or more RBI in a game (Tejada had eight on June 30, 2001)...hit his 100th career home run Aug. 30 at New York (AL), a solo shot in the ninth inning of Nestor Cortes, Jr....batted .282 with eight home runs and 21 RBI in 26 games in August...the home runs were his most ever in a month and the RBI matched his most (Sept. 2018)...then hit .347 with eight home runs and 19 RBI in 26 games in September...it was the first time he hit .300 or better in a month in his career...led the majors in runs in September (25)...tied for the AL lead in extra base hits (18), tied for second in doubles (9) and walks (16), ranked fourth in OPS (1.134) and on-base percentage (.441) and tied for fourth in hits (35)...went 4-for-4 with a hit by pitch Sept. 5 against Los Angeles (AL), which marked the second time he reached base five times in a game in his career (4-for-5 with a walk on April 8, 2014 with Chicago-AL vs. Colorado)...that started a 19-game stretch where he hit .405 with nine doubles, a triple, six home runs and 16 RBI...went 3-for-3 with three walks Sept. 21 against Texas to become the first Athletic with three hits and three walks in a nine-inning game since Jimmie Foxx on July 13, 1935 against Detroit...started at shortstop in the AL Wild Card Game against Tampa Bay on Oct. 2 and went 1-for-5 with the A's only run.

## CAREER

**2018**—Batted .255 with 15 home runs and 70 RBI in 159 games...had career highs in stolen bases (14) and sacrifice flies (7)...his .388 slugging percentage and .706 OPS were his lowest in five seasons in an Oakland uniform...ranked second in the AL in games played, tied for second in at bats (632), tied for seventh in sacrifice flies and tied for 10th in singles (109)...led the A's in at bats, hits and stolen bases and tied for the lead in sacrifice flies and sacrifice hits (2)...hit .257 with eight home run in 436 at bats against right-handed pitchers, .250 with seven home runs in 196 at bats against left-handers...slugged 11 of his 15 home runs against AL West competition, including five against Los Angeles...batted .429 with four home runs, 14 RBI and a .730 slugging percentage when putting the first pitch in play...hit .219 against a pitcher the first time he saw him in a game, .291 the second time and .336 after that...led ML shortstops in total chances (676), assists (458) and innings (1423.2) but tied for the second most errors (20)...topped AL shortstops in games (159) and games started (158), ranked second in putouts (198) and was third in double plays (79)...made a team-leading 69 starts batting leadoff and hit .243 with a .311 on-base percentage...averaged 42.13 at bats per home runs, which was a career low...made his fourth consecutive Opening Day start at shortstop for the A's on March 29 against Los Angeles (AL) and went 3-for-5...that included his first career walk-off RBI, a single in the 11th inning...it was the fourth Opening Day walk-off in Oakland history (1972, 1982 and 1984), but he was the first Athletic with walk-off hit in an opener since Bing Miller had a walk-off single on April 17, 1934 in a 6-5 win over the Yankees...hit .311 with 19 runs scored over a 14-game stretch from April 11 to 27...played in the 500th game of his career April 15 at Seattle...was hitting .268 with five home runs and 24 RBI in 55 games when he was placed on the paternity list May 30...missed two games and was reinstated June 1...had a career-high tying 0-for-17 streak from June 2-6 (also Sept. 29, 2013-April 3, 2014)...singled in the second inning June 7 against Kansas City for his 500th career hit...his eighth inning double on July 10 at Houston was the 100th double of his career...missed his final game of the season on June 27 at Detroit...started each of the A's final 81 games at shortstop beginning June 28...hit .319 over a 34-game span from July 10 to Aug. 20...stole a base in three consecutive games for the first time in his career, July 12-14...tied for the AL lead with nine doubles in July...hit .283 with no home runs in 25 games in July and then batted .282 with four home runs in 27 games in August...had his third career two-homer game Aug. 11 at Los Angeles-AL (also May 10, 2015 at Seattle and April 12, 2016 vs. Los Angeles-AL)...the second



home run was the 8000th in Oakland history...also made his 19th error of the season that day against the Angels...then committed just one error over his final 45 games (.995 fielding percentage), including none over his final 22 games beginning Sept. 5...led off the game with a home run for the second time in his career Aug. 14 against Seattle (also Sept. 26, 2017 vs. Seattle)...had a career-high five RBI Sept. 20 against Los Angeles (AL) and drove in 14 runs over an eight-game stretch from Sept. 20 to 28...homered three times over a five-game stretch from Sept. 22 to 26...had 21 RBI in 26 games in September...the RBI tied for third in the AL and were his most ever in a month...started at shortstop in the Wild Card game on Oct. 3 at New York and went 1-for-3 with a walk.

**2017**—Batted .249 with 10 home runs and 40 RBI in 85 games in a season shortened by a stint on the disabled list from April 15 to July 5...missed 74 games while on the DL after playing in all but 10 games over the previous two seasons...went 12-for-13 (92.3%) in stolen base attempts...reached double figures in home runs for the third consecutive season...his average increased each of his first three months as he hit .171 in April, .262 in July and .283 in August...then hit .232 in September...batted .258 against right-handed pitching compared to .224 against left-handers...tied for third in the American League with two grand slams...all 85 of his games were starts at shortstop and he made nine errors for a .976 fielding percentage...made a team-leading 47 starts batting second in the order...also started 33 games in the leadoff spot, four in the nine spot and one batting eighth...made his third consecutive Opening Day start at shortstop for Oakland on April 3 against Los Angeles (AL)...matched his career high with two stolen bases April 8 at Texas...was 6-for-35 (.171) with 10 walks (.370 on-base percentage) in 11 games before he was placed on the disabled list April 16 retroactive to April 15 with a right wrist contusion...it was his first career stint on the DL...was later diagnosed with a fractured scaphoid bone and had surgery to insert a screw into the bone April 18...the surgery was performed by Dr. Steve Shin of the Kerlan-Jobe Clinic in Los Angeles...hit .323 with six runs, three doubles, two home runs, eight RBI a walk and three strikeouts on an eight-game rehab assignment with Single-A Stockton and Triple-A Nashville...was reinstated from the DL July 6 and batted .257 with all 10 of his home runs over his final 74 games...had his fifth career four-hit game July 21 when he went 4-for-5 at New York (NL)...batted .370 with three home runs and 10 RBI over his final 11 games of July...hit his second career grand slam July 31 against San Francisco...had his second two-steal game of the season and the fourth of his career Aug. 27 against Texas...hit his second grand slam of the season and the third of his career Sept. 8 against Houston...led off the game with a home run for the first time in his career, Sept. 26 against Seattle.

**2016**—Played in all but three games and batted .238 with 27 home runs and 75 RBI in 159 games...tied Trevor Story (COL) for the most home runs in the majors by a shortstop...his 75 RBI ranked fifth among AL shortstops...led the A's with 51 walks, which were the fewest by a team-leader in Oakland history...also topped the club in games and at bats (568)...had a career-high 139 strikeouts...tied for eighth in the AL in games played (159) and the only games he missed were for the birth of his son, Isaiah...was successful in 10-of-12 (83.3%) stolen base attempts...committed 21 errors, which tied Ketel Marte (SEA) for the Major League lead among shortstops, after setting an Athletics record with a ML leading 35 errors in 2015...is the first player to lead ML shortstops in errors in consecutive seasons since Starlin Castro (2011-13) but is the first AL shortstop to do it since Angel Berroa (2003-04)...also led ML shortstops in double plays (109), total chances (733), putouts (235) and assists (477) and ranked second in games (159)...the 109 double plays ranked fourth most in Oakland history by a shortstop...tied for fourth in the AL in home runs against lefties (11)...batted .286 with runners on base compared to .205 with the bases empty...slugged nine home runs batting ninth, which tied for the Major League lead (Chirinos, TEX) and tied what was the Athletics franchise record at the time (Hernandez, 2000)...hit seven home runs in the eighth inning, which matched the Oakland record at the time and tied for second in the majors...tied for sixth in the AL in home runs in the seventh inning or later (12) and tied for seventh in home runs with two strikes (13)...led the A's with 51 starts batting seventh and 31 batting ninth...tied for third in the AL in reaching base on an error (8), had the ninth-lowest percentage of swings at the first pitch (17.7%) and ranked 10th in most pitches per plate appearance (4.16)...made his third straight Opening Day start April 4 against Chicago (AL), his second straight at shortstop with the A's...reached base safely in each of his first four games to extend his career-high reaching base streak to 27 games dating back to Sept. 6, 2015...had his second career two-homer game

April 12 against Los Angeles (AL)...hit six home runs in April, which was the first time he hit more than three home runs in a month in his career...also homered six times in June and July...had a streak of nine consecutive games with both a hit and run scored from June 23 to July 1...went 12-for-36 (.333) with 13 runs scored, five home runs and 12 RBI during the streak, which tied for the third-longest such streak in Oakland history...it was the longest since Terrence Long had a 10-game streak (June 13-24, 2000)...hit .283 in June, which was his best single-month mark of 2016...stole two bases July 19 against Houston, the second two-steal game of his career...went 4-for-4 against Seattle Aug. 12, his third career four-hit game...had another four-hit game against the Mariners on Oct. 1 at Seattle...made his first career start batting third Aug. 21 at Chicago (AL) and went 2-for-4...was placed on the paternity list August 24 and missed three games...that snapped his consecutive games played streak at 126, which was the longest by an Athletic since Miguel Tejada set the Athletics record with a 594-game streak from June 2, 2000-Sept. 28, 2003...was reinstated from the PL Aug. 26 and hit .229 with four home runs and 20 RBI in 35 games following his return.

**2015**—Batted .257 with 15 home runs and 45 RBI in a team-leading 155 games in his first full season in the majors...hit .314 with six home runs and 15 RBI over his first 40 games through May 18, .195 with two home runs and seven RBI over a 63-game stretch from May 19 to July 31, and .283 with seven home runs and 23 RBI over his final 52 contests...committed a Major League-leading 35 errors to set an Oakland record for errors in a season...broke the previous mark of 34 set by Bert Campaneris in 1968...the errors were the most by an Athletic since Campaneris had 35 with the Kansas City A's in 1965 and they were the most by an A's shortstop since Dick Howser had 38 in 1961...they were the most by a Major League shortstop since Jose Valentin had 36 with Chicago (AL) in 2000...had a .947 fielding percentage, which was the lowest by an A's shortstop since Campaneris had a mark of .938 in 1965 and the lowest by an American League shortstop since Mike Caruso fielded .944 with Chicago in 1998...committed 28 errors in 89 games at shortstop before the All-Star Break but just seven in 63 games after the break...batted .329 against left-handed pitching, which ranked seventh in the AL...tied for second among AL shortstops with 15 home runs...appeared exclusively at shortstop on defense where he played in 152 games, including 147 starts...ranked third among AL shortstops in double plays (99) and fourth in total chances (656)...led the A's with 50 starts batting ninth and 43 starts hitting eighth...had the first two-steal game of his career May 9 at Seattle...connected for the first two-homer game of his career May 10 at Seattle with a pair of solo home runs off Félix Hernández...it was the first two-homer game by an A's shortstop since May 21, 2004 (Bobby Crosby vs. Kansas City)...homered again May 12 against Boston but then had a career-high 45-game homerless streak before hitting his next home run July 2 against Seattle...reached base safely via hit or walk in each of his final 23 games beginning Sept. 6...tripled Sept. 22 against Texas, his fifth triple of the season at the Coliseum...that tied the Coliseum record for most triples in a season.

**2014**—Made his first Opening Day roster with the White Sox and batted .234 with six home runs and 28 RBI in 64 games over two stints with Chicago...had a .218 batting average, three home runs and 18 RBI in 43 games when he was optioned to Triple-A Charlotte June 1...returned to Chicago Sept. 2 and batted .273 with three home runs and 10 RBI in 21 September games...hit .333 with runners in scoring position...four of his six home runs were go-ahead shots in the sixth inning or later, which tied for the second most in the American League and tied for sixth most in the majors...started 31 games at third base, 25 at second base and one at shortstop...committed 10 errors as a third baseman for a .896 fielding percentage, and four at shortstop for a .970 fielding percentage...was the White Sox Opening Day starter at second base March 31 against Minnesota and went 0-for-4...snapped a career-high 0-for-17 streak dating back to 2013 with a go-ahead home run in the eighth inning against Minnesota April 3...had a career-high four hits April 8 at Colorado...started in the leadoff spot April 20 at Texas and had his second career four-hit game...hit his first career grand slam April 23 at Detroit, a game-winning shot in the seventh inning off Ian Krol in the Sox 6-4 win...was optioned to Charlotte June 1 but returned Sept. 2 when the Knights season concluded...hit the game-winning solo home run in the sixth inning Sept. 11 against Oakland...became the first White Sox number nine hitter to homer in a 1-0 win since Early Wynn on May 1, 1959 against Boston...joined the Knights June 2 and from that point through the end of the season, he led the International League in walks (53)...also ranked second in extra base hits (38) and tied for second in runs (152)...appeared in 42 games at shortstop, 17

at third base, 11 in left field, eight at second base and seven at designated hitter...reached base safely in 24 consecutive games from Aug. 5 to 30...hit .370 with a .500 on-base percentage over that stretch.

**2013**—Began the season by making his Double-A debut at Birmingham but finished it by making his Major League debut with Chicago in September...was selected from Triple-A Charlotte Sept. 3 and hit .261 with two home runs and seven RBI in 21 games with the White Sox...started 13 games at third base, three at shortstop and one at second base...batted .346 over his first eight games...started at third base in his ML debut Sept. 4 at New York (AL) and went 2-for-4 with a RBI...singled off CC Sabathia in the top of the second for his first ML hit...connected for his first home run Sept. 23 against Toronto, a two-run shot off J.A. Happ...was named to *Baseball America's* Minor League All-Star team after combining to hit .283 with 19 home runs, 66 RBI and 110 runs scored in 137 games with Birmingham and Charlotte...added 98 walks for a .401 on-base percentage...led the minors in runs scored and ranked sixth in walks...hit .290 with 15 home runs and 49 RBI in 105 games with Birmingham and was named Southern League Most Valuable Player after leading the league in on-base percentage (.420) and runs scored (90)...was also named the Best Utility Player in the SL and was selected to the Midseason and Postseason All-Star teams...appeared in 73 games at shortstop, 41 at second base and 23 at third base...reached base safely in 26 consecutive games from June 29 to July 28 and hit .372 with a .516 on-base percentage during the streak...was named SL Batter-of-the-Week for the period of July 22 to 28...went 14-for-24 (.583) with 12 runs scored, three doubles, one triple, three home runs, 11 RBI and 12 walks (.722 on-base percentage) in seven games...hit .372 with eight home runs and 20 RBI in 26 games in July...added 29 walks for a .524 on-base percentage...slugged .745 and had a 1.269 OPS...was promoted to Charlotte Aug. 1...played for Glendale in the Arizona Fall League following the season and batted .156 with two home runs and eight RBI in 21 games...played for the West in the AFL Fall Stars Game...ranked as the No. 5 Prospect in the White Sox system by *Baseball America*.

**2012**—Spent his first full professional season at Single-A Winston-Salem where he batted .273 with 14 home runs and 59 RBI in 107 games...had his season interrupted by three stints on the disabled list...was out from May 23 to June 1 (strained back), June 14 to 20 (strained right hamstring) and July 28 to Aug. 3 (lacerated left knee)...despite the missed playing time, he tied for second in the Carolina League in extra base hits (50), ranked third in runs scored (80) and fifth in slugging percentage (.471) and walks (55)...appeared in 80 games at shortstop and 24 at second base...had an 18-game hitting streak from April 23 to May 12, during which he hit .342 with 19 RBI and 16 runs scored...had a grand slam April 25 against Potomac...reached base safely in 28 consecutive games from July 16 to Aug. 22 and hit .325 with a .421 on-base percentage during the streak...went 5-for-25 (.200) with two doubles, two home runs and four RBI in seven postseason games for the Dash.

**2011**—Batted .253 with three home runs and 26 RBI in 60 games in his professional debut with Single-A Kannapolis of the South Atlantic League...appeared in 55 games at shortstop and four at second base...hit safely in each of his first six games as a professional (11-for-29, .379)...connected for his first home run July 5 at Greensboro.

## PERSONAL/MISCELLANEOUS

Marcus Andrew Semien was originally signed by White Sox scout Adam Virchis...he and his wife, Tarah, have two sons, Isaiah and Joshua...graduated from St. Mary's High School in Berkeley, Calif. in 2008...attended the University of California-Berkeley...earned Honorable Mention All-Pac-10 honors in 2010...helped lead Cal to the College World Series in 2011...was the A's recipient of the MLBPA Heart and Hustle Award in 2016 and 2019, which honors active players who demonstrate a passion for the game of baseball and best embody the values, spirit and traditions of the game.

## LIFETIME PLAYING RECORD

Year	Club	AVG.	G	AB	R	H	2B	3B	HR	RBI	SH	SF	HP	BB	SO	SB	CS	OBP	SLG	E
2011	Kannapolis	.253	60	229	35	58	15	2	3	26	6	3	2	22	53	3	4	.320	.376	16
2012	Winston-Salem	.273	107	418	80	114	31	5	14	59	6	3	5	55	97	11	5	.362	.471	24
2013	Birmingham	.290	105	393	90	114	21	5	15	49	2	0	4	84	66	20	5	.420	.483	20
	Charlotte	.264	32	125	20	33	11	1	4	17	0	2	1	14	24	4	0	.338	.464	8
	CHICAGO (AL)	.261	21	69	7	18	4	0	2	7	0	1	0	1	22	2	2	.268	.406	3
2014	CHICAGO (AL)	.234	64	231	30	54	10	2	6	28	2	0	1	21	70	3	0	.300	.372	14
	Charlotte	.267	83	303	57	81	20	3	15	52	0	5	5	53	59	7	2	.380	.502	6
2015	OAKLAND	.257	155	556	65	143	23	7	15	45	1	1	1	42	132	11	5	.310	.405	35
2016	OAKLAND	.238	159	568	72	135	27	2	27	75	1	1	0	51	139	10	2	.300	.435	21
2017	OAKLAND	.249	85	342	53	85	19	1	10	40	1	3	2	38	85	12	1	.325	.398	9
	Stockton	.353	5	17	2	6	3	0	1	5	0	3	0	0	2	0	0	.300	.706	1
	Nashville	.286	3	14	4	4	0	0	1	3	0	0	0	1	1	0	0	.333	.500	2
2018	OAKLAND	.255	159	632	89	161	35	2	15	70	2	7	1	61	131	14	6	.318	.388	20
2019	OAKLAND	.285	162	657	123	187	43	7	33	92	0	1	2	87	102	10	8	.369	.522	12
<b>Major League Totals</b>		<b>.256</b>	<b>805</b>	<b>3055</b>	<b>439</b>	<b>783</b>	<b>161</b>	<b>21</b>	<b>108</b>	<b>357</b>	<b>7</b>	<b>14</b>	<b>7</b>	<b>301</b>	<b>681</b>	<b>62</b>	<b>24</b>	<b>.323</b>	<b>.429</b>	<b>114</b>

## CAREER TRANSACTIONS

**2008** — Selected by the Chicago White Sox organization in the 34th round of the First-Year Player Draft; did not sign. **2011** — Selected by the Chicago White Sox organization in the 6th round of the First-Year Player Draft. **2014** — Traded to the Oakland Athletics with pitcher Chris Bassitt, catcher Josh Phegley and infielder Rangel Ravelo for pitchers Jeff Samardzija and Michael Ynoa, December 9. **2016** — On paternity list, August 24 to 25. **2017** — On the disabled list, April 15 to July 5; included rehabilitation assignments to Stockton, June 23 to 30, and Nashville, July 1 to 5. **2018** — On the paternity list, May 30 to 31.

## WILD CARD RECORD

Year	Club/Opp.	AVG.	G	AB	R	H	2B	3B	HR	RBI	SH	SF	HP	BB	SO	SB	CS	OBP	SLG	E
2018	OAK vs. NYY	.333	1	3	0	1	0	0	0	0	0	0	0	1	1	0	0	.500	.333	0
2019	OAK vs. TB	.200	1	5	1	1	0	0	0	0	0	0	0	0	2	0	0	.200	.200	0
<b>Totals</b>		<b>.250</b>	<b>2</b>	<b>8</b>	<b>1</b>	<b>2</b>	<b>0</b>	<b>0</b>	<b>0</b>	<b>0</b>	<b>0</b>	<b>0</b>	<b>0</b>	<b>1</b>	<b>3</b>	<b>0</b>	<b>0</b>	<b>.333</b>	<b>.250</b>	<b>0</b>

## SEMIEN'S CAREER BESTS

**Hits:** 4 (seven times), last: September 5, 2019 vs. Los Angeles (AL)  
**Home Runs:** 2 (six times), August 5, 2019 at Chicago (NL); July 4, 2019 vs. Minnesota; June 7, 2019 at Texas; August 11, 2018 at Los Angeles (AL); April 12, 2016 vs. Los Angeles (AL); May 10, 2015 at Seattle  
**Runs Batted In:** 7, August 26, 2019 at Kansas City; 5 (twice), July 4, 2019 vs. Minnesota; September 20, 2018 vs. Los Angeles (AL)  
**Stolen Bases:** 2 (four times), last: August 27, 2017 vs. Texas  
**Hitting Streak:** 17, June 4 to 20, 2019  
**Hittless Streak (At Bats):** 17 (twice), June 2 to 6, 2018  
**Game Ending RBI:** 1, March 29, 2018 vs. Los Angeles-AL (single)  
**Grand Slams:** 4, July 4, 2019 vs. Minnesota (Mike Morin); September 8, 2017 vs. Houston (Luke Gregerson); July 31, 2017 vs. San Francisco (George Kontos); April 23, 2014 at Detroit (Ian Krol)  
**Pinch-Hit Home Runs:** None  
**Inside-The-Park Home Runs:** None  
**Lead Off Home Runs:** 6, September 27, 2019 at Seattle (Justus Sheffield); August 28, 2019 at Kansas City (Jake Junis); July 19, 2019 vs. Minnesota (Jake Odorizzi); May 28, 2019 vs. Los Angeles-AL (Cam Bedrosian); August 14, 2018 vs. Seattle (James Paxton); September 26, 2017 vs. Seattle (James Paxton)

**RIGHT-HANDED PITCHER****Height/Weight:** 6-4 / 225**Bats/Throws:** Right / Right**Birthdate:** April 12, 1990**Opening Day Age:** 29**Birthplace/Resides:** San Antonio, Texas / Tampa Florida**Major League Service:** 2 years, 95 days**Obtained:** Acquired from San Francisco for cash considerations, February 15, 2020**Contract Status:** First year of a one-year contract through 2020**CAREER HIGHLIGHTS**

Has pitched for four teams in three seasons in the majors and is 2-10 with a 6.57 ERA in 65 games, including 13 starts...made his debut with San Diego in 2013, spent the entire 2018 with Kansas City and pitched for Milwaukee and San Francisco in 2019...is 27-18 with a 3.25 ERA in 79 games, including 75 starts, as a minor leaguer...made just two starts in 2014 due to right elbow tendinitis and then missed the entire 2015 and 2016 seasons following April 7, 2015 "Tommy John" surgery...pitched for Surprise in the Arizona Fall League in 2014 and 2017.

**2019 HIGHLIGHTS**

Spent most of the season in the Milwaukee organization and was 0-1 with a 7.82 ERA in seven relief appearances over four stints with the Brewers...was claimed off waivers by San Francisco on Aug. 12 and had no decisions and a 2.08 ERA in 10 relief appearances during a September call-up with San Francisco...combined for a 5.48 ERA and .289 opponents batting average in 17 relief appearances overall...struck out 20 batters in 21.1 innings but also walked 14 for a .390 opponents on-base percentage...his opponents batting average broke down to .275 (14-for-51) against right-handed hitters compared to .308 (12-for-39) against left-handers...had a .776 OPS against righties, .962 against lefties...allowed 1-of-7 (14.3%) inherited runners to score but first batters faced were 6-for-15 (.400) with two walks (.471 on-base percentage)...was selected by Milwaukee on May 5 and compiled a 1.59 ERA in three relief appearances before he was optioned back to San Antonio May 11...did not allow a run in his first two outings (2.1 ip)...then struck out four in 3.1 innings May 11 at Chicago (NL), matching his career high as a reliever...also walked three...returned for his second stint July 6, allowing five runs on six hits in 2.0 innings that day at Pittsburgh, and was sent back to Triple-A San Antonio following the game...pitched twice during his third stay from July 15 to 19 and did not allow a run in 3.0 innings (1 h, 4 bb)...was recalled for his final stint July 22 and allowed five runs on six hits in 2.0 innings the next day against Cincinnati before he was optioned to San Antonio following the game...was designated for assignment Aug. 9 and claimed off waivers by San Francisco Aug. 12...was assigned to Triple-A Sacramento before being called up by San Francisco in September...compiled a 2.08 ERA in 10 appearances over the final month of the season...did not allow a run over his first four games (3.2 ip) and did not yield an earned run over his first eight (6.1 ip).

**MINORS:** Began the season at San Antonio where he went 6-3 with a 2.33 ERA in 15 starts...was also 1-1 with a 4.20 ERA in three games (two starts) with Sacramento...combined for a 7-4 record and a 2.63 ERA in 18 games (17 starts) at the Triple-A level...struck out 103 batters in 92.1 innings, an average of 10.04 per nine innings...however, walked a minor league career-high 46 (4.48 per nine innings)...surrendered just seven home runs (0.68 per nine innings)...held the opposition to a .198 batting average, including .197 (38-for-193) against right-handed hitters compared to .199 (27-for-136) against left-handers...opponents batted .205 with runners in scoring position and were 0-for-5 with the bases loaded...yielded a .161 batting average and .247 on-base percentage to batters leading off an inning...was 5-1 with a 1.89 ERA in nine starts at home for San Antonio compared to 2-3 with a 3.43 ERA in nine games in all other ballparks...tossed 5.0 scoreless innings in his first start April 8 at Oklahoma City but walked a minor league career-high tying five and had a no decision in a 5-4 loss...then won each of his next three starts, including back-to-back scoreless outings on April 20 at Nashville (5.0 ip) and April 25 against Oklahoma City (5.1 ip)...surrendered just one run in 21.1 innings in his four April starts and was 3-0 with a 0.42 ERA

and .130 opponents batting average...took the loss in his first start in May and was 3-1 with a 1.37 ERA in five starts when he was selected by Milwaukee May 5...returned to the Missions May 20 and went 0-2 with a 3.15 ERA over his first four starts...yielded a season-high six runs June 1 against Omaha...then won three straight starts from June 13 to 27, allowing just two runs in 16.0 innings (1.13 ERA)...struck out a season-high 10 batters in 5.0 innings June 13 against Tacoma, his fourth career 10-strikeout game as a minor leaguer...combined with three relievers on a one-hit shutout in a 3-0 win at San Antonio on June 27...tossed a season-high tying 6.0 scoreless innings (also April 13 vs. Nashville and July 2 vs. Iowa)...was designated for assignment Aug. 9, claimed off waivers by San Francisco Aug. 12, and assigned to Sacramento...made his only relief appearance Aug. 20 against Albuquerque and picked up the win (5.0 ip, 4 h, 2 r, 2 er, 4 bb, 6 so)...allowed a season-high nine hits and a season-high tying six runs in 5.1 innings for the loss in his final Triple-A start Aug. 25 at El Paso...combined with San Antonio and Sacramento to go 1-1 with a 2.92 ERA in five games, four starts, in August.

## CAREER

**2018**—The Rule 5 selection spent the entire season in the majors with Kansas City, going 1-6 with a 6.92 ERA in 38 games, including six starts...struck out 77 batters in 78.0 innings, but walked 40...allowed a .292 opponents batting average, which broke down to .261 against right-handed hitters compared to .327 against left-handers...yielded a .365 batting average with runners in scoring position and .186 with two strikes...was 1-4 with a 9.67 ERA in his six starts, 0-2 with a 5.82 ERA in 32 relief appearances...first batters faced were 6-for-28 (.214) with two walks (.250 on-base percentage) but he allowed 10-of-20 (50%) inherited runners to score...allowed a run in his first outing but then had a 6.2-inning scoreless streak from April 10 to 21...posted a 2.70 ERA and .182 opponents batting average in seven relief appearances in April...had six consecutive scoreless relief appearances from June 19 to July 6 as part of an 11.0-inning scoreless streak from June 19 to July 11...had his first start July 11 at Minnesota and made all six of his starts from July 11 to Aug. 10...was credited with his lone win July 24 against Detroit when he allowed two runs on one hit in 6.1 innings...yielded a career-high tying six runs in 5.0 innings in an 8-2 loss at Minnesota Aug. 4...then surrendered five runs in 1.2 innings Aug. 10 against St. Louis and returned to the bullpen for the remainder of the season.

**2017**—Returned from nearly a three-year absence, appearing in 13 games (12 starts) in the Tampa Bay Rays' minor league system — Gulf Coast League Rays, Single-A Charlotte and Triple-A Durham...posted a 5-3 record with a 2.40 ERA while holding the opposition to a .198 average combined between his three stops...made his season debut on June 26, working the first 3.0 innings in a 3-2 loss to the GCL Red Sox...it marked his first professional outing since April 12, 2014 with Triple-A El Paso...recorded the win in his first outing with Charlotte, tossing 4.0 scoreless innings of relief in a 7-0 triumph over Tampa...it was his first victory since Sept. 15, 2013, with San Diego, 4-0 at Atlanta...fanned a season-high nine hitters in 6.0 shutout innings at Jupiter on Aug. 16, his final outing with the Stone Crabs...won each of his final two starts (Aug. 27 vs. Norfolk and Sept. 1 at Gwinnett), allowing just one earned run over his last 11.1 innings...made two postseason starts with Durham, going 0-1 with a 4.32 ERA...suffered a 5-0 loss to Indianapolis in Game 3 of the International League finals and took a no-decision in Game 4 of the league's Governor's Cup Series vs. Scranton/Wilkes-Barre...also made six starts with Surprise in the Arizona Fall League, going 1-2 with a 3.98 ERA and holding opponents to a .176 average.

**2016**—Missed the entire season for the second consecutive year as he continued his rehab from April 7, 2015 "Tommy John" surgery.

**2015**—Missed the entire season following April 7, 2015 "Tommy John" surgery...the surgery was performed by Dr. James Andrews.

**2014**—Made a pair of starts with Triple-A El Paso before suffering a season-ending injury (right forearm strain)...made nine relief appearances in the Arizona Fall League with Surprise, going 3-0 with a 5.52 ERA...was an AFL "Rising Star".

**2013**—Became the Padres' first 2011 draft pick to reach the Majors, debuting on May 11, 2013 at Tampa Bay...prior to the 2013 season, had not appeared in a game above Single-A...in his debut

at Tropicana Field (May 11, 2013), he retired the side in order in the first, which included a pair of strikeouts...however, he faced seven hitters in the second inning and did not record an out, allowing a two-run homer to James Loney...had three other stints in the with San Diego, before earning a September call-up...posted a 3.80 ERA with 31 strikeouts over his four September outings...earned his first big league victory on Sept. 15, 2013, at Atlanta, 4-0...tossed 7.0 scoreless frames, allowing three hits, while recording 10 strikeouts...became the third rookie pitcher in Padres history to toss 7.0 shutout frames and collect 10 strikeouts in the same contest.

**2012**—Spent entire season with Single-A Lake Elsinore, going 9-6 with a 3.85 ERA in 26 games, all starts...tied for fifth in the California League in strikeouts (137), ranked seventh in ERA and tied for eighth in victories...took a no-hitter into the eighth inning vs. Rancho Cucamonga (Dodgers) on April 28, before allowing a double to start the frame...finished with a career-best 13 strikeouts in a 4-1 victory.

**2011**—Made his professional debut with the Padres affiliate in the Arizona Rookie League and had a save and a 4.50 ERA in two relief appearances.

## PERSONAL/MISCELLANEOUS

Burch Taylor Smith was originally signed by Padres scout by Lane Decker...graduated from Robert E. Lee (TX) High School, where he was a 2008 All-East Texas selection after not making the team as a freshman...attended Howard Junior College for two years before transferring to the University of Oklahoma, where he played one year...helped lead Howard to the 2009 NJCAA championship and a 63-1 record, which included a 57-game winning streak...younger brother, Blake, was a pitcher in the Angels organization (2016-18)...received pitching lessons from former Major Leaguer Pat Mahomes while in Little League.

## LIFETIME PITCHING RECORD

Year	Club	W	L	ERA	G	GS	CG	SHO	SV	IP	H	R	ER	HR	HB	BB	IBB	SO	WP	BK	
2011	AZL Padres	0	0	4.50	2	0	0	0	1	2.0	3	2	1	0	0	1	0	4	1	0	
2012	Lake Elsinore	9	6	3.85	26	26	0	0	0	128.2	127	62	55	11	7	27	1	137	4	0	
2013	San Antonio	1	2	1.15	6	6	0	0	0	31.1	17	8	4	1	2	6	0	37	1	0	
	Tucson	5	1	3.39	12	12	0	0	0	61.0	56	24	23	4	1	17	0	65	3	0	
2014	SAN DIEGO	1	3	6.44	10	7	0	0	0	36.1	39	26	26	9	0	21	1	46	0	0	
	EL PASO	0	2	18.56	2	2	0	0	0	5.1	13	11	11	2	0	5	0	3	0	0	
2015	TAMPA BAY	(Injured — Did Not Pitch)																			
2016	Durham	(Injured — Did Not Pitch)																			
2017	GCL Rays	0	1	6.00	1	1	0	0	0	3.0	4	2	2	0	0	0	0	4	0	0	
	Charlotte	3	1	2.43	9	8	0	0	0	37.0	26	12	10	1	4	20	0	33	1	0	
	Durham	2	1	1.65	3	3	0	0	0	16.1	9	3	3	2	0	4	0	19	2	0	
2018	KANSAS CITY	1	6	6.92	38	6	0	0	0	78.0	90	60	60	15	4	40	2	77	0	1	
2019	San Antonio	6	3	2.33	15	15	0	0	0	77.1	49	22	20	6	6	37	0	85	2	1	
	MILWAUKEE	0	1	7.82	7	0	0	0	0	12.2	16	11	11	3	1	10	2	14	1	0	
	Sacramento	1	1	4.20	3	2	0	0	0	15.0	16	12	7	1	2	9	0	18	1	0	
	SAN FRANCISCO	0	0	2.08	10	0	0	0	0	8.2	10	3	2	0	0	4	0	6	0	0	
<b>Major League Totals</b>		<b>2</b>	<b>10</b>	<b>6.57</b>	<b>65</b>	<b>13</b>	<b>0</b>	<b>0</b>	<b>0</b>	<b>135.2</b>	<b>155</b>	<b>100</b>	<b>99</b>	<b>27</b>	<b>5</b>	<b>75</b>	<b>5</b>	<b>143</b>	<b>1</b>	<b>1</b>	
<b>Minor League Totals</b>		<b>27</b>	<b>18</b>	<b>3.25</b>	<b>79</b>	<b>75</b>	<b>0</b>	<b>0</b>	<b>1</b>	<b>377.0</b>	<b>320</b>	<b>158</b>	<b>136</b>	<b>28</b>	<b>22</b>	<b>126</b>	<b>1</b>	<b>405</b>	<b>15</b>	<b>1</b>	

## CAREER TRANSACTIONS

**2009** — Selected by the Cleveland Indians in the 49th round of the First-Year Player Draft; did not sign. **2010** — Selected by Cleveland in the 20th round of the First-Year Player Draft; did not sign. **2011** — Selected by the San Diego Padres in the 14th round of the First-Year Player Draft. **2014** — Traded to the Tampa Bay Rays with catcher René Rivera and infielder Jake Bauers as part of a three-team trade in which the Washington Nationals sent pitcher Travis Ott and outfielder Steven Souza Jr. to Tampa Bay, Tampa Bay sent pitchers José Castillo and Gerardo Reyes, catcher Ryan Hanigan and outfielder Wil Myers to San Diego and San Diego sent pitcher Joe Ross and a player to be named later to Washington, December 14. **2015** — On the disabled list, April 8 to November 5. **2017** — Selected by the New York Mets in the Major League Rule 5 draft and traded to the Kansas City Royals cash considerations, December 14. **2018** — Elected free agency, November 30. **2019** — Signed by the Milwaukee Brewers to a minor league contract, January 11. Claimed off waivers by the San Francisco Giants, August 12. **2020** — Traded to the Oakland Athletics for cash considerations, February 15.

## SMITH'S CAREER BESTS

**Low Hit Complete Game:** None

**Innings Pitched:** 7.0, September 15, 2013 at Atlanta. As reliever: 4.0, July 6, 2018 vs. Boston

**Strikeouts:** 10, September 15, 2013 at Atlanta. As reliever: 4 (four times), last: May 11, 2019 at Chicago (NL)


**Pitches:** 106, September 27, 2013 at San Francisco. As reliever: 62, July 6, 2019 at Pittsburgh

**Longest Winning Streak:** 1 (twice), last: July 24, 2018

**Longest Losing Streak:** 6, July 29, 2018 to present

**Longest Scoreless Streak:** 14.0, September 6 to 21, 2013





**RIGHT-HANDED PITCHER**

**Height/Weight:** 6-3 / 208

**Bats/Throws:** Right / Right

**Birthdate:** May 18, 1984

**Opening Day Age:** 35

**Birthplace/Resides:** Monclava, Mexico / Scottsdale, Arizona

**Major League Service:** 13 years

**Obtained:** Signed as a free agent, December 21, 2018

**Contract Status:** Second year of a two-year contract through 2020

**CAREER HIGHLIGHTS**

Has 221 saves in 710 appearances in 12 seasons in the majors with Kansas City (2007-11, 16-17), Texas (2013-14), Detroit (2014-15), Pittsburgh (2015), Chicago-AL (2018), Milwaukee (2018) and Oakland (2019)...his saves and games pitched are the most in Major League history by a Mexican-born pitcher...ranks fourth among active pitchers in games pitched and fifth in saves...is a two-time American League All-Star (2008, 10)...made his Major League debut with Kansas City in 2007 and led Major League rookies with 17 saves...then saved 42 games the next year, which ranked second in the AL...had a career-high 43 saves in 2010 with the Royals...had "Tommy John" surgery in 2012 and has pitched for seven different teams over the last seven seasons...pitched for Mexico in the World Baseball Classic in 2009 and 2017.

**2019 HIGHLIGHTS**

Signed a two-year contract with the A's following the 2018 season and was 2-4 with a save, five blown saves and a 4.30 ERA in 71 games in his 12th season in the majors...struck out a career-high 79 batters...also had career highs in ERA, runs (33) and earned runs (33) and matched his high in innings pitched (69.0) and wild pitches (5)...it was the third time in his career he pitched in at least 70 games...his .202 opponents batting average was his lowest since 2008 (.169)...also made the first start of his career...tied for ninth in the American League in games pitched and blown saves (5)...his .202 opponents batting average broke down to .175 (22-for-126) against right-handed hitters compared to .230 (29-for-126) against left-handers...stranded all seven of his inherited runners...first batters faced were 15-for-67 (.224) and he walked just three (.257 on-base percentage)...over the last three years, he has walked just eight of the first batters he faced in his 195 relief appearances...now has a .206 batting average and .252 on-base percentage against first batters in his career...yielded a .132 batting average with two strikes and has a .146 career average in that situation...compiled a 3.57 ERA and .175 opponents batting average in 42 games at home compared to a 5.34 ERA and .239 opponents average in 29 contests on the road...was 1-4 with a 6.53 ERA in 32 games against AL West competition, 1-0 with a 2.56 ERA in 39 games against all other teams...had a 1.80 ERA in 20 outings on one day of rest, a 5.33 ERA in his other 51 appearances...allowed 20 of his 33 runs in the eighth inning for a 5.24 ERA...had a 3.38 ERA in all other innings...did not commit an error in 10 chances and now has a 368-game errorless streak dating back to his last miscue on May 27, 2014 at Minnesota...tossed exactly one inning in 55 of his 71 appearances and had 60 outings of at least one inning...allowed at least one run 19 times.

**OAKLAND:** Was on his 11th career Opening Day roster and made his Oakland debut in the second game on March 21 against Seattle in Tokyo (1.0 ip, 2 h, 1 r, 1 er, 1 bb, 1 so)...the A's became his seventh team in 12 seasons in the majors...was charged with the loss March 29 against Los Angeles (AL) when he surrendered a career-high tying four runs without retiring a batter...did not allow a run over his next five games and five innings but then surrendered four runs again on April 14 at Texas...that gave him an 11.05 ERA, two losses and a blown save over his first nine games...then allowed just one run over his next 10 contests from April 16 to May 10 (0.75 ERA)...that includ-

**MLB LEADERS, MEXICAN-BORN PITCHERS**

**SAVES**

- 221 Joakim Soria
- 154 Roberto Osuna
- 93 Aurelio Lopez
- 56 Sid Monge
- 53 Juan Acevedo

**GAMES PITCHED**

- 710 Joakim Soria
- 673 Dennys Reyes
- 670 Oliver Perez
- 565 Ricardo Rincon
- 534 Luis Ayala

ing a season-high 8.0-inning scoreless streak from April 28 to May 13, which included a 0-for-23 streak by opposing batters at one point during the streak...tossed a season-high 2.0 scoreless innings May 5 at Pittsburgh (also May 10 vs. Cleveland and Aug. 16 vs. Houston)...struck out a season-high three batters May 10 against Cleveland, his first of five three-strikeout games...sur-rendered eight runs over a six-game stretch from May 28 to June 10 for a 12.00 ERA and .370 opponents batting average...made his first career start June 5 at Los Angeles (AL) as the A's "opener" and had a no decision in the A's 10-9 loss (1.0 ip, 2 h, 1 r, 1 er, 2 so)...it came in his 667th career appearance...his career-opening streak of 666 appearances before making his first start was the longest in Major League history, topping the 638 games by Troy Percival before his first start on Sept. 30, 2007...did not allow a run over an eight-game stretch from June 15 to July 2 and opponents went 2-for-24 (.083)...tossed a scoreless seventh inning June 25 at St. Louis in his 674th career appearance...that passed Dennys Reyes for the most games pitched by a Mexican-born pitcher in Major League history...logged a 2.92 ERA and .196 opponents batting average over his first 15 games following the All-Star Break...then allowed a career-high tying four runs Aug. 14 at San Francisco (third time in 2019, 13th time in his career)...also walked two batters, his only outing with more than one walk in 2019...was credited with his lone save of the season Aug. 22 against New York (AL)...it was the 221st of his career...made his 700th career appearance Aug. 27 at Kansas City and tossed a scoreless inning of relief...finished August with a 5.73 ERA in 12 appearances...then did not allow a run in eight games in September to finish the season with a 7.2-inning scoreless streak...opponents went 1-for-23 (.043) during the streak...was on the roster for the AL Wild Card game against Tampa Bay but did not pitch.

## CAREER

**2018**—Began the 2018 season with the Chicago White Sox and had 16 saves and a 2.56 ERA in 40 relief appearances when he was traded to Milwaukee July 26...went 3-1 with a 4.09 ERA in 26 outings with the Brewers and combined for a 3-4 record, 16 saves and a 3.12 ERA in 66 relief appearances overall...struck out 75 batters in 60.2 innings (11.13 per nine innings), which matched his career high from his rookie campaign of 2007...walked just 16 for a strikeout-to-walk ratio of 4.69...surrendered four home runs, an average of 0.59 per nine innings...held the opposition to a .225 batting average, which included a mark of .194 against right-handed hitters compared to .259 against left-handers...surrendered three of his four home runs to lefties for a .402 slugging percentage (.282 against righties)...yielded a .206 batting average with runners in scoring position, including .094 with RISP and two outs...converted 16-of-21 (76.2%) save opportunities...allowed 5-of-21 (23.8%) inherited runners to score...first batters faced hit .206 with a .242 on-base percentage...posted a 4.64 ERA in 37 outings on zero or one day of rest, a 1.30 ERA in 29 appearances on two days rest or more...compiled a 1.87 ERA in 35 games against American League teams, a 4.67 ERA in 31 outings against National League competition...did not commit an error for the fourth consecutive season...did not allow a run in nine of his first 10 appearances through the end of April (2.70 ERA)...struck out a season-high three batters April 17 at Oakland (also July 1 at Texas and Aug. 24 vs. Pittsburgh)...did not surrender an earned run in 30 of 31 appearances from May 21 to Aug. 8...had a 0.61 ERA and .160 opponents batting average over that span and was 12-for-13 (92.3%) in saves...had a 15-game, 15.1-inning scoreless streak from May 30 to July 3...compiled four saves over his first 21 games through June 3...then converted each of his eight save opportunities over an 11-game stretch from June 5 to July 1...made the 600th appearance of his career June 26 against Minnesota and retired the side in order in the ninth inning of the White Sox 8-4 win...did not allow a run in 12 outings in June (11.2 ip) and converted each of his seven save opportunities while holding the opposition to a .128 batting average...tossed a season-high 1.2 innings July 1 at Texas...it was one of just three outings longer than one inning (1.1 ip on June 5 at Minnesota and July 11 vs. St. Louis)...held the opposition scoreless in his final six games with Chicago and his first five with Milwaukee for a 10.0-inning scoreless streak from July 8 to Aug. 5...was credited with his 16th and final save of the season in his last appearance with the White Sox on July 24 at Los Angeles (AL)...was traded to the Brewers two days later with cash for two minor league pitchers: left-hander Kodi Medeiros and right-hander Wilber Perez...had a 1.59 ERA over his first seven games with Milwaukee before he was placed on the disabled list Aug. 10 with a right adductor strain...missed 11 games and did not have a rehab assignment before he was reinstated from the DL Aug. 24...yielded a career-high tying four runs in 0.2 innings Sept. 1 at Washington (10th time, last: Aug. 15, 2017 at Oakland)...did not allow a run in his final eight regular season appearances and held the opposition to a .095 batting average (7.0 ip, 2 h,

1 bb, 7 so)...struck out the only batter he faced Oct. 1 at Chicago (NL) in the Brewers 3-1 win in the tie-breaker to help Milwaukee to the NL Central title...had three scoreless appearances in the NLDS against Colorado (2.2 ip, 1 h, 1 bb, 5 so)...was the winning pitcher in the Brewers 3-2, 10-inning win in Game 1 (1.0 ip, 1 so)...then surrendered four runs in four NLCS outings against Los Angeles (2.0 ip, 4 h, 4 r, 4 er, 2 bb, 3 so, 18.00 ERA)...had a 7.71 ERA in seven postseason appearances overall.

**2017**—Appeared in 59 games with Kansas City and recorded 20 holds...ranked second among Major League relievers with a ratio 0.16 home runs per nine innings (1 hr in 56.0 ip)...averaged 10.29 strikeouts per nine innings (64 so), which was his best rate since 2009 (11.72)...limited right-handers to a .205 average and first batters to a .193 mark...threw a season-high 2.0 innings on April 9 at Houston...matched his career high with four strikeouts on April 15 vs. Los Angeles-AL (fifth time)...earned wins in back-to-back outings on June 21 vs. Boston and June 23 vs. Toronto...recorded his only save on July 3 at Seattle...was on the 10-day disabled list from Aug. 18 to Sept. 15 with a strained left oblique...participated in the World Baseball Classic for the second time, appearing in two games for Team Mexico...did not allow an earned run in 1.2 innings.

**2016**—Tied for ninth in the American League with 70 appearances...matched his career high with five wins...allowed seven earned runs in 11.0 innings over his first 12 outings before posting a 2.08 ERA over his next 24...threw 10.1 consecutive scoreless innings over 11 outings from Aug. 5-28.

**2015**—Combined for a career-high 72 appearances between Detroit and Pittsburgh, going 3-1 with a 2.50 ERA and 24 saves in 30 chances...was acquired by the Pirates from the Tigers on July 30 in exchange for minor-leaguer JaCoby Jones...ranked fifth in the AL with 23 saves at the time of the trade...set the Detroit club record for saves in the month of April (nine)...earned his 200th career save on July 22 vs. Seattle, becoming the first Mexican-born pitcher to reach that milestone...struck out the side in the eighth inning of the National League Wild Card game vs. the Cubs...allowed a leadoff walk to Chris Denorfia before fanning Kris Bryant, Anthony Rizzo and Austin Jackson in succession.

**2014**—Opened the season with Texas, recording 17 saves in 35 appearances before being traded to Detroit on July 23 in return for right-handed pitcher Corey Knebel and Jake Thompson...was on the disabled list from Aug. 11-Sept. 9 with a strained left oblique...pitched in two games with the Tigers in the ALDS vs. Baltimore, suffering the loss in Game 2.

**2013**—Was limited to 26 games after spending most of the season recovering from “Tommy John” surgery...made his first Major League appearance in 15 months on July 7 vs. Houston, throwing a scoreless sixth inning...allowed the first grand slam of his career on Sept. 22 at Kansas City, a walk-off shot to Justin Maxwell...earned his only victory on Sept. 28 vs. Los Angeles (AL), throwing a season-high 1.1 innings.

**2012**—Spent the entire season on Kansas City’s disabled list after suffering an elbow injury during a spring training game on March 18 vs. Cleveland...underwent Tommy John surgery on April 3 in a procedure performed by Dr. Lewis Yocum.

**2011**—Ranked ninth in the American League with 28 saves...posted a 2.97 ERA with 40 strikeouts and 21 saves in 23 chances over his final 34 appearances from June 9 through the end of the season.

**2010**—Finished second in the American League with a career-high 43 saves...was named the Bruce Rice Pitcher of the Year by the Kansas City Chapter of the BBWAA, the second time in his career he won the award...recorded his third straight season with 30-plus saves, becoming the first Royals pitcher since Jeff Montgomery (1991-93) to accomplish the feat...his 93.5 (43-for-46) save percentage set a franchise record and ranked second in the AL...was named to his second AL All-Star team but did not pitch in the game at Angel Stadium...became one of six Mexican-born pitchers to be selected to multiple All-Star teams...converted a Royals-record 36 saves in a row from May 13 to Sept. 30 before suffering a blown save on the final day of the season vs. Tampa

Bay...earned his 100th career save on May 26 vs. Texas, becoming the sixth-youngest pitcher (26 years, eight days) in Major League history to reach that milestone (Elias).

**2009**—Ranked third among American League relievers in strikeouts per nine innings (11.72), seventh in ERA (2.21) and saves (30) and eighth in strikeout-to-walk ratio (4.31)...led the majors with five saves of 2.0 innings or more...no other Major League pitcher had more than three...was named DHL Delivery Man of the Month in September.

**2008**—Ranked second in the American League and third in the majors with 42 saves...became the 14th closer in Major League history to record more saves than hits allowed (39)...was named to his first AL All-Star team, throwing 1.2 scoreless innings in the Midsummer Classic at Yankee Stadium...his 93.3-percent (42-for-45) save percentage set a franchise record among pitchers with at least 30 chances (since broken)...limited opponents to a .169 batting average, which was fourth lowest in the majors among pitchers with at least 30.0 innings...retired 24 straight batters from April 2-26...was named DHL Delivery Man of the Month in September.

**2007**—Led Major League rookies with 17 saves and tied for the lead with an average of 9.78 strikeouts per nine innings...his 2.48 ERA ranked tied for third-lowest by a rookie pitcher in Royals history (minimum 60.0 IP), trailing only Greg Holland (1.80) in 2011 and Kelvin Herrera (2.35) in 2012...made his Major League debut on April 4 vs. Boston...earned his first ML save on April 10 at Toronto and his first win on April 18 at Detroit...compiled a streak of 20.1 consecutive scoreless innings from June 22 to July 21.

**2006**—Spent the majority of the season on loan from San Diego to Mexico City...also appeared in seven games with Single-A Fort Wayne in the Padres organization...led the Mexican Winter League in wins (9), strikeouts (79) and ERA (2.41)...threw just the third perfect game in league history on Dec. 9 vs. Hermosillo.

**2005**—Spent the entire season with Mexico City in his final season in the Dodgers organization and was 5-0 with a 4.48 ERA in 30 games, including five starts.

**2004**—Pitched in four games for the Dodgers Dominican Summer League team while recovering from Tommy John surgery...had a save and logged a 1.69 ERA.

**2003**—Missed the entire season while recovering from Tommy John surgery on his right elbow.

**2002**—Combined to record a 2.27 ERA and 68 strikeouts in 13 games (eight starts) between the DSL and Gulf Coast League Dodgers.

## PERSONAL/MISCELLANEOUS

Joakim Agustin Soria...is married, Karla...has two children: Angela and Joakim Jr...through the Joakim Soria Foundation, joined forces with the State of Guerrero and Mexican Navy to raise funds and provide assistance to families affected by hurricanes Ingrid and Manuel in 2013.

## LIFETIME PITCHING RECORD

Year	Club	W	L	ERA	G	GS	CG	SHO	SV	IP	H	R	ER	HR	HB	BB	IBB	SO	WP	BK
2002	DSL Dodgers	3	2	2.01	9	8	0	0	0	44.2	38	15	10	0	4	7	0	62	4	0
	GCL Dodgers	0	0	3.60	4	0	0	0	0	5.0	6	2	2	0	0	0	0	6	0	0
2003	GCL Dodgers	(Injured — did not pitch)																		
2004	DSL Dodgers	0	0	1.69	4	0	0	0	1	5.1	3	1	1	0	0	5	0	4	0	0
2005	Mexico City (Mex.)	5	0	4.48	30	5	0	0	0	66.1	75	34	33	7	4	31	0	60	4	0
2006	Mexico City (Mex.)	0	0	3.89	39	0	0	0	15	37.0	37	16	16	2	1	11	1	30	1	0
	Fort Wayne	1	0	2.31	7	0	0	0	0	11.2	5	3	3	1	0	2	0	11	0	0
2007	KANSAS CITY	2	3	2.48	62	0	0	0	17	69.0	46	20	19	3	1	19	3	75	2	0
2008	KANSAS CITY	2	3	1.60	63	0	0	0	42	67.1	39	13	12	5	6	19	1	66	1	1
2009	KANSAS CITY	3	2	2.21	47	0	0	0	30	53.0	44	14	13	5	2	16	1	69	3	0
2010	KANSAS CITY	1	2	1.78	66	0	0	0	43	65.2	53	13	13	4	2	16	1	71	3	1
2011	KANSAS CITY	5	5	4.03	60	0	0	0	28	60.1	60	29	27	7	2	17	0	60	1	0
2012	KANSAS CITY	(Injured — did not pitch)																		
2013	AZL Rangers	0	0	0.00	1	1	0	0	0	1.0	0	0	0	0	0	0	0	1	0	0
	Round Rock	0	0	0.00	2	0	0	0	0	2.0	1	0	0	0	0	0	0	3	0	0
	Frisco	0	0	0.00	4	0	0	0	0	4.0	0	0	0	0	0	0	0	4	0	0
	TEXAS	1	0	3.80	26	0	0	0	0	23.2	18	10	10	2	1	14	2	28	2	0
2014	TEXAS	1	3	2.70	35	0	0	0	17	33.1	25	12	10	0	1	4	1	42	0	0
	DETROIT	1	1	4.91	13	0	0	0	1	11.0	13	7	6	2	1	2	1	6	1	0
2015	DETROIT	3	1	2.85	43	0	0	0	23	41.0	32	13	13	8	2	11	1	36	0	0
	PITTSBURGH	0	0	2.03	29	0	0	0	1	26.2	23	7	6	0	0	8	0	28	5	0
2016	KANSAS CITY	5	8	4.05	70	0	0	0	1	66.2	70	31	30	10	2	27	0	68	2	3
2017	KANSAS CITY	4	3	3.70	59	0	0	0	0	56.0	49	24	23	1	1	20	2	64	4	0
2018	CHICAGO (AL)	0	3	2.56	40	0	0	0	16	38.2	35	13	11	2	1	10	1	49	1	0
	MILWAUKEE	3	1	4.09	26	0	0	0	0	22.0	18	11	10	2	1	6	0	26	1	1
2019	OAKLAND	2	4	4.30	71	1	0	0	1	69.0	51	33	33	9	3	20	1	79	5	1
<b>Major League Totals</b>		<b>33</b>	<b>39</b>	<b>3.02</b>	<b>710</b>	<b>1</b>	<b>0</b>	<b>0</b>	<b>221</b>	<b>703.1</b>	<b>576</b>	<b>250</b>	<b>236</b>	<b>60</b>	<b>26</b>	<b>209</b>	<b>15</b>	<b>767</b>	<b>31</b>	<b>7</b>

## CAREER TRANSACTIONS

**2001** — Signed by the Los Angeles Dodgers as a non-drafted free agent, October 31. **2004** — Released, October 12. **2005** — Signed by the San Diego Padres to a minor league contract, December 20. **2006** — Loaned to Mexico City (Mexican League), March 21; returned, August 16. Selected by Kansas City in the Major League Rule 5 draft, December 7. **2007** — On the disabled list, May 23 to June 6. **2009** — On the disabled list, May 8 to June 1. **2012** — On the disabled list, March 26 to October 30. Elected free agency, October 31; signed by the Texas Rangers, December 6. **2013** — On the disabled list, March 22 to July 6; included rehabilitation assignments to Frisco, June 20 to 23 and July 3 to 6, Arizona League Rangers, June 24 to 26, Round Rock, June 27 to July 2. **2014** — Traded to the Detroit Tigers for pitchers Corey Knebel and Jake Thompson, July 23. On the disabled list, August 10 to September 9. **2015** — Traded to the Pittsburgh Pirates for minor league outfielder JaCoby Jones, July 30. Elected free agency, November 2; signed by the Kansas City Royals, December 11. **2017** — On the disabled list, August 16 to September 15. **2018** — Traded to the Chicago White Sox as part of a three-team trade in which the Royals also sent pitcher Scott Alexander to the Los Angeles Dodgers, January 24. The Dodgers sent pitcher Luis Avilan and cash to the White Sox and pitcher Trevor Oaks and minor league infielder Erick Mejia to the Royals and the White Sox sent minor league infielder Jake Peter to the Dodgers. Traded to the Milwaukee Brewers with cash for minor league pitchers Kodi Medeiros and Wilber Perez, July 26. On the disabled list, August 10 to 23. Elected free agency, October 30; signed by the Oakland Athletics, December 21.

## WILD CARD RECORD

Year	Club/Opp.	W	L	ERA	G	GS	CG	SHO	SV	IP	H	R	ER	HR	HB	BB	IBB	SO	WP	BK
2015	PIT vs. CHI	0	0	0.00	1	0	0	0	0	1.0	0	0	0	0	0	1	0	3	0	0
2019	OAK vs. TB	(On roster — did not pitch)																		

## DIVISION SERIES RECORD

Year	Club/Opp.	W	L	ERA	G	GS	CG	SHO	SV	IP	H	R	ER	HR	HB	BB	IBB	SO	WP	BK
2014	DET vs. BAL	0	1	45.00	2	0	0	0	0	1.0	4	5	5	0	0	2	1	0	0	0
2018	MIL vs. COL	1	0	0.00	3	0	0	0	0	2.2	1	0	0	0	0	1	0	5	0	0
<b>Totals</b>		<b>1</b>	<b>1</b>	<b>12.27</b>	<b>5</b>	<b>0</b>	<b>0</b>	<b>0</b>	<b>0</b>	<b>3.2</b>	<b>5</b>	<b>5</b>	<b>5</b>	<b>0</b>	<b>0</b>	<b>3</b>	<b>1</b>	<b>5</b>	<b>0</b>	<b>0</b>

## LEAGUE CHAMPIONSHIP SERIES RECORD

Year	Club/Opp.	W	L	ERA	G	GS	CG	SHO	SV	IP	H	R	ER	HR	HB	BB	IBB	SO	WP	BK
2018	MIL vs. LAD	0	0	18.00	4	0	0	0	0	2.0	4	4	4	0	0	2	0	3	0	0

### ALL-STAR GAME RECORD

Year	Club/Site	W	L	ERA	G	GS	CG	SHO	SV	IP	H	R	ER	HR	HB	BB	IBB	SO	WP	BK
2008	AL/NYY	0	0	0.00	1	0	0	0	0	1.2	2	0	0	0	0	2	0	2	0	0
2010	AL/Ana.	(Did not pitch)																		

### WORLD BASEBALL CLASSIC RECORD

Year	Club	W	L	ERA	G	GS	CG	SHO	SV	IP	H	R	ER	HR	HB	BB	IBB	SO	WP	BK
2009	Mexico	0	0	0.00	2	0	0	0	0	2.0	0	0	0	0	0	0	0	2	0	0
2017	Mexico	0	0	0.00	2	0	0	0	0	1.2	3	3	0	1	0	1	0	2	0	0
<b>Totals</b>		<b>0</b>	<b>0</b>	<b>0.00</b>	<b>4</b>	<b>0</b>	<b>0</b>	<b>0</b>	<b>0</b>	<b>3.2</b>	<b>3</b>	<b>3</b>	<b>0</b>	<b>1</b>	<b>0</b>	<b>1</b>	<b>0</b>	<b>4</b>	<b>0</b>	<b>0</b>

### SORIA'S CAREER BESTS

**Low Hit Complete Game:** None

**Innings Pitched:** 2.0 (26 times), last: August 16, 2019 vs. Houston

**Strikeouts:** 4 (five times), last: April 15, 2017 vs. Los Angeles (AL)

**Pitches:** 46, September 27, 2009 vs. Minnesota

**Longest Winning Streak:** 4 (three times), last: August 5, 2014 to June 28, 2015

**Longest Losing Streak:** 4 (four times), last: July 31, 2017 to July 5, 2018

**Longest Scoreless Streak:** 23.2, July 29 to September 30, 2010

**OUTFIELDER****Height/Weight:** 6-1 / 215**Bats/Throws:** Left / Left**Birthdate:** December 10, 1992**Opening Day Age:** 27**Birthplace/Resides:** Houston, Texas / Houston, Texas**Major League Service:** None**Obtained:** Signed to a minor league contract, December 2, 2019**Contract Status:** First year of a one-year contract through 2020**NON-ROSTER INVITEE****CAREER HIGHLIGHTS**

Has played professionally for nine seasons in the Colorado Rockies (2011-17) and Milwaukee Brewers (2018-19) organizations and is a .261 career hitter with 37 home runs and 278 RBI in 645 games...has 96 stolen bases...has played 267 games in right field, 245 in left field, 33 in center field and three at first base...played for Texas in the independent American Association in 2018 and led the league with 37 doubles.

**2019 HIGHLIGHTS**

Spent the entire season at Double-A Biloxi and hit .265 with 13 home runs and 71 RBI in 131 games...had career highs in runs (62), hits (119), home runs, RBI, walks (41), stolen bases (22), games and at bats (449) and matched his high in hit by pitches (11)...ranked third in the Southern League in RBI, tied for fifth in triples (6), sixth in total bases (195), tied for sixth in hits, doubles (25) and hit by pitches and tied for seventh in runs, extra base hits (44) and stolen bases...also tied for third in caught stealing (11) and tied for fifth in strikeouts (132)...tied for fourth in the Milwaukee farm system in RBI, doubles and triples, ranked fifth in total bases and extra base hits, seventh in hits, tied for seventh in stolen bases and eighth in slugging (.434)...batted .267 (90-for-337) with 12 of his 13 home runs and 19 of his 22 stolen bases against right-handed pitchers compared to .259 (29-for-112) against left-handers...his average improved to .339 with runners in scoring position...hit .265 with four home runs in 66 games before the All-Star Break, .265 with nine home runs in 65 games after the break...started 90 games in right field and 28 in center field...also appeared in one game in left field and had six assists and four errors (.984 fielding percentage) in 125 games overall in the outfield...went 1-for-4 in one game at designated hitter and was 4-for-7 (.571) with a double and two RBI as a pinch hitter...hit in every spot in the order but saw most of his action batting fourth (45 games), third (37 games) and fifth (25 games).

**BILOXI:** Went 10-for-24 (.417) with four doubles, one triple, one home run and seven RBI over his first eight games...that included three RBI in both games of an Opening Day doubleheader April 5 against Birmingham (necessitated by an April 4 rainout)...went 3-for-4 with three doubles April 8 against Birmingham...it was his first of eight three-hit games in 2019...it was his second career game of three or more doubles (had 4 on May 22, 2017 at Bowie)...hit .164 over a 16-game stretch from April 15 to May 1...had a seven-game hitting streak from May 2 through the first game of a May 10 doubleheader (11-for-26, .423), went 0-for-24 over his next eight games through May 17 and then had a season-high nine-game hitting streak from May 18-28 (13-for-30, .433)...stole a season-high three bases May 22 at Mobile...then scored a career-high tying three runs the next day against the BayBears...collected a career-high tying five RBI June 9 against Pensacola...went 0-for-1 for the South in the SL All-Star Game June 18...hit .130 over a 14-game span from June 28 to July 15 but then batted .386 with five home runs and 15 RBI over his final 15 games in July ...homed in three straight games, July 18-20...stole a base in four consecutive games from July 18-21 (six stolen bases total), including his second three steal game of the season July 21 at Mobile...matched his career-high with five RBI July 19 at Mobile (third time)...had his best month of the season in July when he hit .293 with five home runs, 16 RBI and 10 stolen bases in 26 games...went 5-for-19 (.263) with five runs, two doubles, two home runs and five RBI in five postseason games.

## CAREER

**2018**—Spent most of the season with Texas in the independent American Association where he batted .333 with 37 doubles, a triple, 13 home runs and 54 RBI in 80 games...slugged .601 and had 36 walks and nine hit by pitches for a .420 on-base percentage...was also 14-for-16 (87.5%) in stolen base attempts...led the AA in doubles, ranked second in slugging and OPS (1.021) and third in batting and on-base percentage...was signed by the Milwaukee Brewers organization to a minor league contract Aug. 21 and hit .293 with five RBI in 13 games with Single-A Carolina...walked 11 times to fuel a .364 on-base percentage...batted .375 against left-handed pitchers, .273 against right-handers...started nine games in right field and three in left field...was 4-for-5 Aug. 29 against Down End...was transferred to Double-A Biloxi Sept. 5 for the postseason and went 2-for-5 (.400) with a home run and RBI in five games, all as a pinch hitter.

**2017**—Played at three different levels in the Rockies farm system and batted a combined .229 with seven home runs and 41 RBI in 98 games...hit .265 against left-handed pitchers compared to .220 against right-handers...started 45 games in left field and 28 in right field...had eight assists in 81 games overall in the outfield...hit in every spot in the order except leadoff and saw his most playing time with 44 games in the five spot...began the season at Double-A Hartford...hit .324 over a 21-game stretch from May 2-22...scored a run in eight consecutive games from May 16-23 (11 runs total)...went 5-for-5 with four doubles May 22 at Bowie...the hits and doubles are career highs and he matched his best with three runs scored...drove in a season-high four runs May 30 against Richmond...batted .370 in 14 games in July and was hitting .229 with six home runs and 37 RBI in 83 games overall with Hartford when he was placed on the disabled list July 19 with an inflamed left foot...was reinstated Aug. 8 and sent to Single-A Lancaster...hit safely in 11 of his 12 games and batted .240 with a home run and three RBI...stole a career-high four bases Aug. 27 at Lake Elsinore...was transferred to Triple-A Albuquerque Sept. 1 and went 0-for-2 in three games in September.

**2016**—Recorded a career-high 37 doubles for Double-A Hartford, second-most in the Eastern League...was named an EL Midseason All-Star after batting .302 with 26 doubles in the first half of the season...was on the disabled list from Aug. 4-13 with a sprained right toe.

**2015**—Started 64 games in left field and 21 games in right field for High Single-A Modesto...his 17 stolen bases were second-most on the club.

**2014**—Saw time at both Short-Season Tri-City and Low Single-A Asheville...hit .317 in 32 games for the Tourists, the fourth-highest average on the club.

**2013**—Spent the entire season with Low Single-A Asheville, making 81 combined starts throughout the outfield...saw the most time in left field, playing in 55 games (54 starts).

**2012**—Played in 24 games during his second professional season, all with Short-Season Tri-City.

**2011**—In his first professional season, played in 15 games between left field and right field for Rookie-level Casper.

## PERSONAL/MISCELLANEOUS

Dillon Everett Thomas...graduated from Westbury Christian School (TX).



## LIFETIME PLAYING RECORD

Year	Club	AVG.	G	AB	R	H	2B	3B	HR	RBI	SH	SF	HP	BB	SO	SB	CS	OBP	SLG	E
2011	Casper	.328	15	58	12	19	2	0	1	7	0	0	0	3	18	2	1	.361	.414	0
2012	Tri-City	.214	24	84	11	18	3	0	0	4	0	0	3	14	26	6	3	.347	.250	0
2013	Ashville	.255	90	330	31	84	14	3	3	36	2	0	0	26	84	10	12	.309	.342	6
2014	Tri-City	.209	18	67	8	14	4	0	2	9	0	0	0	3	22	2	2	.243	.358	1
	Ashville	.317	32	126	15	40	10	1	1	10	0	0	3	5	38	8	3	.358	.437	0
2015	Modesto	.248	113	399	44	99	21	7	6	49	9	2	5	22	143	17	8	.294	.381	6
2016	Hartford	.289	111	374	39	108	37	1	4	46	2	4	11	28	97	13	8	.353	.425	1
2017	Hartford	.229	83	271	33	62	14	1	6	37	0	2	6	23	101	9	5	.301	.354	5
	Lancaster	.240	12	50	7	12	1	0	1	3	0	0	1	2	18	6	0	.283	.320	1
	Albuquerque	.000	3	2	0	0	0	0	0	1	0	1	0	0	0	0	0	.000	.000	0
2018	Texas (Ind.)	.333	80	291	56	97	37	1	13	54	0	2	9	36	71	14	2	.420	.601	5
	Carolina	.293	13	41	7	12	2	0	0	5	0	1	3	11	17	1	1	.464	.341	0
2019	Biloxi	.265	131	449	62	119	25	6	13	71	0	3	11	41	132	22	11	.339	.434	6
<b>Minor League Totals</b>		<b>.261</b>	<b>645</b>	<b>2251</b>	<b>269</b>	<b>587</b>	<b>133</b>	<b>19</b>	<b>37</b>	<b>278</b>	<b>13</b>	<b>13</b>	<b>43</b>	<b>178</b>	<b>696</b>	<b>96</b>	<b>54</b>	<b>.325</b>	<b>.386</b>	<b>26</b>
<b>Independent Totals</b>		<b>.333</b>	<b>80</b>	<b>291</b>	<b>56</b>	<b>97</b>	<b>37</b>	<b>1</b>	<b>13</b>	<b>54</b>	<b>0</b>	<b>2</b>	<b>9</b>	<b>36</b>	<b>71</b>	<b>14</b>	<b>2</b>	<b>.420</b>	<b>.601</b>	<b>5</b>


## CAREER TRANSACTIONS

**2011** — Selected by the Colorado Rockies organization in the 4th round of the First-Year Player Draft. **2017** — Elected free agency, November 6. **2018** — Signed by the Milwaukee Brewers to a minor league contract, August 21. **2019** — Elected free agency, November 19; signed by the Oakland Athletics to a minor league contract, December 2.

## ROOKIE RULE

The Baseball Writers Association of America considers a player a rookie unless during the previous season or seasons he has (a) exceeded 130 at-bats or 50 innings pitched in the major leagues; or (b) accumulated more than 45 days on the active roster of a major league club (excluding military service), during the 26-player limit. The 26-player limit is in effect from Opening Day until August 31.

There are 13 rookies on the A's 40-man roster: Luis Barrera, Skye Bolt, Seth Brown, Jonah Heim, Grant Holmes, Daulton Jefferies, James Kaprielian, Jesús Luzardo, Vimal Machin, Jorge Mateo, Sean Murphy, Sheldon Neuse and A.J. Puk.

**RIGHT-HANDED PITCHER****Height/Weight:** 6-5 / 235**Birthdate:** October 1, 1991**Birthplace/Resides:** Sellersville, Pennsylvania / Green Lane, Pennsylvania**Major League Service:** 1 year, 163 days**Obtained:** Selected in the 11th round of the 2013 First-Year Player Draft**Contract Status:** First year of a one-year contract through 2020**Bats/Throws:** Right / Right**Opening Day Age:** 28**CAREER HIGHLIGHTS**

Was the A's 11th round draft pick in 2013 and made his Major League debut in 2018, going 8-3 with four saves and a 2.92 ERA in 69 games...tied for the lead among American League rookies in saves and ranked second in games pitched...then went 4-6 with a 5.25 ERA in 61 appearances in 2019...has a 3.96 ERA in 130 career appearances...is 30-27 with nine saves and a 3.93 ERA (185 er in 423.2 ip) in 170 games, including 45 starts, in six seasons in the minors...has allowed just 18 home runs (0.38 per nine innings).

**2019 HIGHLIGHTS**

Was 4-6 with a 5.25 ERA and .265 opponents batting average in 61 relief appearances in his second season in the majors after going 8-3 with a 2.92 ERA and .201 opponents average in 69 games as a rookie in 2018...struck out 57 in 60.0 innings after fanning 82 in 74.0 innings in 2018...his ERA ranked fifth highest among American League relievers...posted a 1.45 ERA and .164 opponents batting average over his first 17 games through May 11...then compiled a 6.97 ERA and .302 opponents average over his final 44 appearances beginning May 13...his opponents batting average broke down to .263 (30-for-114) against right-handed hitters compared to .267 (31-for-116) against left-handers...had a .310 average and five of his seven home runs with the bases empty, .222 with runners on...allowed 11-of-31 (35.5%) inherited runners to score...first batters were 15-for-55 (.273) with five walks and a hit by pitch (.344 on-base percentage)...was charged with five blown saves...had a 4.50 ERA in 40 games before the All-Star Break...then compiled a 6.75 ERA in 21 outings after the break...now has a 2.77 ERA in 76 career appearances before the break, a 5.98 ERA in 54 games after the break...posted a 4.73 ERA in 33 games at home and allowed just one home run in 32.1 innings...had a 5.86 ERA and surrendered six home runs in 27.2 innings in 28 contests on the road...has yielded 12 of his 15 career home runs on the road...allowed just one run in the seventh inning for a 0.55 ERA...had a 7.01 ERA in all other innings...yielded a Major League-leading eight runs in extra innings, which matches the most by an Oakland pitcher since at least 1973 (Ben Callahan, 1983; Billy Koch, 2002; Brian Fuentes, 2011)...opponents were 9-for-12 (75.0%) in stolen base attempts and the steals tied for fifth most among AL relievers...opponents are 19-for-24 (79.2%) with him on the mound in his career.

**OAKLAND:** Made his first Opening Day roster and pitched in each of the A's first four games...joined Dennis Eckersley (1992) as the only pitchers in Oakland history to appear in each of the first four games of a season...did not allow a run in 14 of his first 15 appearances for a 1.13 ERA and .135 opponents batting average through May 8...began the season with a 7.2-inning scoreless streak, allowed two runs on April 7 at Houston and then had a season-high 8.0-inning scoreless streak from April 9 to May 8...had a 2.35 ERA in seven games in the month of April...then logged an ERA of 5.59 or greater in each of the final five months of the season...allowed 17 runs over a 16-game stretch from May 10 to June 9 and was 1-4 with three blown saves, an 8.82 ERA and .333 opponents batting average over that stretch...walked a career-high three batters May 20 at Cleveland...was charged with the loss in four consecutive appearances from May 29 to June 5, which matched the longest such streak by a reliever in Oakland history (Brian Fuentes, May 18-23, 2011)...began the streak by allowing a career-high five runs and a career-high tying three walks in 1.0 innings against Los Angeles (AL)...issued 13 walks in 15.2 innings in May...made his 100th career appearance June 9 at Texas when he allowed three runs on a career-high tying four hits in 0.2 innings...had a 1.86 ERA over an 11-game span from June 11 to July 16 but opponents

hit .325...then posted a 7.50 ERA over his final 19 contests...went 1-3 with a 7.45 ERA in 11 games in June...matched his career high by walking three batters July 31 against Milwaukee...tossed a career-high tying 3.0 scoreless innings and equaled his career high with four strikeouts Aug. 16 against Houston...appeared in just five games in September and none after Sept. 14...was not on the roster for the AL Wild Card game against Tampa Bay.

## CAREER

**2018**—Pitched in 69 games in his Major League debut and went 8-3 with four saves, a 2.92 ERA and .201 opponents batting average over two stints with the A's...fell two short of the Oakland rookie record of 71 games pitched set by Aaron Small in 1997 and matched by Ryan Cook in 2012...tied for the lead among American League rookies in saves, ranked second in games pitched, fifth in wins and seventh in strikeouts (82)...averaged 9.97 strikeouts per nine innings...tied for third among all AL relievers in wins...had four intentional walks, which tied for seventh among all AL pitchers...had a 1.16 ERA, a .161 opponents batting average, .480 OPS and three home runs in 54.1 innings over his first 45 games through Aug. 5...then compiled a 7.78 ERA, .295 opponents batting average and .895 OPS while allowing five home runs in 19.2 innings over his final 23 contests...had all eight of his wins over his first 39 games through July 25...his .201 opponents batting average included a mark of .182 against right-handed hitters compared to .223 against left-handers...held opponents to a .184 batting average with two outs and .126 with two strikes...walked just one batter to lead off an inning...had a .245 opponents batting average over his first 15 pitches in a game, .050 after that...six of the eight home runs he allowed came with a runner on base...his opponents average increased to .250 with runners in scoring position...posted a 1.10 ERA on 16 appearances with no days rest, a 3.43 ERA in his other 53 contests...was 5-0 with a 0.87 ERA in 29 day games, 3-3 with a 4.40 ERA in 40 games at night...was 1-3 with a 5.06 ERA and .250 opponents batting average in 30 games against AL West teams compared to 7-0 with a 1.71 ERA and .171 opponents average in 39 games against everyone else...did not allow a run in the ninth inning (10.2 ip) or extra innings (4.0)...allowed 13-of-38 (34.2%) inherited runners to score...the inherited runners tied for 10th most in the AL...first batters faced hit .270 but he walked just four (.313 on-base percentage)...posted a 1.46 ERA and .122 opponents batting average in 10 interleague games...ranked seventh among AL relievers in stolen bases allowed (10) and had the 10th-fewest pitches per inning (15.2)...began the season at Triple-A Nashville and had not allowed a run in three games (4.1 ip) when he was recalled by Oakland April 17...made his Major League debut that night against Chicago (AL) with a scoreless ninth inning (2 h, 1 bb, 2 so)...struck out Narváez for his first strikeout...recorded his first win the next day against the White Sox, tossing the final three innings of the A's 12-11, 14-inning win (2 h, 4 so)...the 3.0 innings are a career high and he also fanned a personal-best four batters...matched his strikeout best on June 23 at Chicago (AL)...was optioned to Nashville April 19, pitched once on the 23rd at Omaha and returned to Oakland for good April 24...logged a 1.69 ERA and one save in four relief appearances with the Sounds...had a 1.29 ERA over his first five games through May 1...then had a nine-game, 10.1-inning scoreless streak from May 3 to 22, dropping his overall ERA to a season-low 0.52...went 4-0 with all four of his saves, a 0.38 ERA and .092 opponents batting average over an 18-game stretch from June 7 to July 21, allowing just one run in 23.2 innings...was credited with his first save June 8 against Kansas City...entered the game with the A's leading 6-2 and runners on first and second with two outs in the eighth inning...got Gordon to ground out to end the inning and then retired the side in order in the ninth...picked up the win in three consecutive outings from June 19 to 25 to become the first A's reliever to win three consecutive games since Billy Koch (Sept. 1-4, 2002)...had a career-high 15.0-inning scoreless streak from June 25 to July 21...opponents went 4-for-46 (.087) with six walks and 17 strikeouts during the streak...went 4-1 with three saves, a 2.45 ERA and .102 opponents batting average in 12 games in June...tied for the American League lead in June wins and became the first A's reliever to win four games in a month since Billy Koch had five in September of 2002...then posted a 0.57 ERA and .118 opponents batting average in 13 appearances in July...posted a 5.52 ERA in 16 games in August but allowed just 1-of-10 inherited runners to score...the games pitched were the most by an A's pitcher in August since Mike Mohler also had 16 in 1997...then compiled an 8.00 ERA and .308 opponents batting average in 11 games in September...made his first career start Sept. 28 at Los Angeles (AL) as the A's opener and retired the side in order...relieved Hendriks to start the second inning in the Wild Card game at New York on Oct. 3 with the A's trailing 2-0 and tossed 3.0 scoreless innings (1 h, 1 bb, 4 so)...allowed a leadoff single to Gregorius and then walked Andújar

before retiring each of the final eight batters he faced, four by strikeout...the strikeouts were the most by an A's reliever in a postseason game since Jim Mecir had four in 2.0 innings in Game 5 of the 2001 ALDS against New York.

**2017**—Began the season at Double-A Midland and was 7-1 with a save and a 2.43 ERA in 23 relief appearances when he was promoted to Triple-A Nashville June 20...went 1-2 with four saves and a 3.60 ERA in 25 games with the Sounds...combined for an 8-3 record, five saves and a 3.03 ERA in 48 relief outings overall...tied for seventh in the A's farm system in saves...did not allow a home run in 68.1 innings...allowed a .245 batting average, which included .216 against right-handed hitters compared to .298 against left-handers...allowed a .147 average with runners in scoring position and two outs...compiled a 1.66 ERA in the ninth inning...did not allow a run in six day games (8.2 ip)...allowed 8-of-20 (40.0%) inherited runners to score, including 5-of-6 (83.3%) with Nashville...tossed at least one inning in 46 of his 48 appearances, including two or more 14 times...started the year at Midland and did not allow a run over his first six outings (7.2 ip) through April 25...finished April 2-0 with a 0.84 ERA and .139 opponents batting average in seven games...then went 3-0 with a 1.98 ERA in 10 contests in May...was 4-0 with a 0.61 ERA over his first 10 games through May 11 and did not allow a run in nine of those games...had a six-game, 8.0-inning scoreless streak from May 20 to June 7...was promoted to Nashville June 20...was charged with 11 runs over his first eight games at Triple-A through July 15 (7.62 ERA, .309 opponents batting average)...then tossed a season-high 3.0 scoreless innings in his next outing July 19 at Iowa...that began a season-ending stretch where he allowed just four runs (three earned) over his final 17 games (1.23 ERA, .200 opponents average)...recorded all four of his saves with Nashville over his final 10 outings from Aug. 11 to Sept. 2...did not allow a run in nine of those games (0.82 ERA)...posted a 1.46 ERA and .186 opponents batting average in 10 games in August.

**2016**—Pitched exclusively in relief for the first time in his career and combined for a 2-4 record, three saves, a 2.85 ERA and .230 opponents batting average in 45 relief appearances with Single-A Stockton and Double-A Midland...yielded just one home run in 60.0 innings...struck out 61, the first time in his career he finished with more strikeouts than innings pitched...opponents were 4-for-34 (.118) with runners in scoring position and two outs...yielded a .200 batting average to hitters leading off an inning but had a .357 on-base percentage in that situation...allowed 10-of-24 (41.7%) inherited runners to score...began the year at Stockton where he went 1-3 with two saves and a 3.02 ERA in 33 relief appearances...did not surrender a home run in 41.2 innings...compiled a 1.01 ERA over a 22-game stretch from May 1 to July 5...recorded the first save of his career May 1 against Modesto when he retired the side in order in the ninth inning of the Ports 3-2 win (1 so)...compiled a 0.71 ERA in 10 games in May and then logged a 1.64 ERA and .105 opponents batting average in 10 games in June...had a nine-game, 10.2-inning scoreless streak from June 11 to July 5...was transferred to Midland July 20 and went 1-1 with a save and a 2.45 ERA in 12 games at Double-A...allowed his only home run of the season Aug. 3 at Frisco, snapping a season-opening 35-game, 46.1-inning homerless streak...made two postseason appearances for the Texas League Champion RockHounds (3.1 ip, 3 h, 3 r, 3 er, 3 bb, 3 so, 8.10 ERA).

**2015**—Spent the entire season at Single-A Stockton and went 10-5 with a 3.91 ERA and .216 opponents batting average in 32 games, including nine starts...the wins tied for the California League lead and tied for third in the A's farm system...yielded just five home runs, an average of 0.50 per nine innings...each of his first nine appearances were starts and he was 3-3 with a 5.45 ERA in those games...was moved to the bullpen June 2 and went 7-2 with a 2.70 ERA in 23 relief appearances...allowed 1-of-12 (8.3%) inherited runners to score...held the opposition to a .151 average with runners in scoring position...was 5-1 with a 2.17 ERA in 19 appearances in the second half...went 4-1 with a 1.94 ERA and .196 opponents average in 14 games on the road...was 1-0 with a 2.31 ERA and .186 opponents batting average in three April starts...picked up the win in four consecutive relief appearances from June 13 to July 1 and did not allow a run (10.1 ip)...had a loss in two postseason appearances for the Ports (3.0 ip, 3 h, 2 r, 2 er, 4 so, 6.00 ERA).

**2014**—Went 7-11 with a 5.28 ERA and .290 opponents batting average in 27 games, including 26 starts, for Single-A Beloit...led the Midwest League in runs (93) and earned runs (82) and ranked fourth in innings pitched (139.2)...ranked seventh among A's farmhands in innings pitched and eighth in strikeouts (95)...combined on a six-hit shutout April 26 against Burlington (6.0 ip, 6 h)...

combined on a two-hit shutout and tossed a season-high 7.0 innings July 20 against Bowling Green...made his only relief appearance in his final outing of the season Sept. 1 against Wisconsin (1.0 ip).

**2013**—Made his professional debut with Vermont of the Short Season Single-A New York-Penn League and went 3-4 with a 3.12 ERA and .231 opponents batting average in 14 games, including 10 starts...surrendered just two home runs in 60.2 innings...made his professional debut in relief on June 23 against Lowell (2.0 ip, 1 h, 1 so)...made his first start July 15 at Mahoning Valley, a no decision (5.0 ip, 5 h, 1 r, 1 er, 6 so)...earned his first win July 26 against Tri-City, a 5-3 Lake Monsters victory, and struck out a season-high seven (6.1 ip, 5 h, 1 r, 1 er, 2 bb).

## PERSONAL/MISCELLANEOUS

Louis Albert Trivino was originally signed by A's scout Matt Higginson...graduated from Upper Bucks Christian High School (PA)...attended Slippery Rock University...posted a career record of 19-8 with a 1.95 ERA in three seasons at Slippery Rock, including 14 complete games.

### LIFETIME PITCHING RECORD

Year	Club	W	L	ERA	G	GS	CG	SHO	SV	IP	H	R	ER	HR	HB	BB	IBB	SO	WP	BK
2013	Vermont	3	4	3.12	14	10	0	0	0	60.2	53	31	21	2	8	20	0	47	2	0
2014	Beloit	7	11	5.28	27	26	0	0	0	139.2	160	93	82	10	10	43	2	95	12	0
2015	Stockton	10	5	3.91	32	9	0	0	0	89.2	70	45	39	5	1	44	1	78	11	2
2016	Stockton	1	3	3.02	33	0	0	0	2	41.2	38	19	14	0	6	18	1	49	7	0
	Midland	1	1	2.45	12	0	0	0	1	18.1	14	7	5	1	0	7	2	12	1	0
2017	Midland	7	1	2.43	23	0	0	0	1	33.1	31	9	9	0	1	10	0	34	0	1
	Nashville	1	2	3.60	25	0	0	0	4	35.0	33	15	14	0	1	11	2	31	4	1
2018	Nashville	0	0	1.69	4	0	0	0	1	5.1	2	1	1	0	0	1	0	10	0	0
	OAKLAND	8	3	2.92	69	1	0	0	4	74.0	53	24	24	8	2	31	4	82	4	1
2019	OAKLAND	4	6	5.25	61	0	0	0	0	60.0	61	40	35	7	3	31	2	57	7	0
<b>Major League Totals</b>		<b>12</b>	<b>9</b>	<b>3.96</b>	<b>130</b>	<b>1</b>	<b>0</b>	<b>0</b>	<b>4</b>	<b>134.0</b>	<b>114</b>	<b>64</b>	<b>59</b>	<b>15</b>	<b>5</b>	<b>62</b>	<b>6</b>	<b>139</b>	<b>11</b>	<b>1</b>

### CAREER TRANSACTIONS

**2013** — Selected by the Oakland Athletics in the 11th round of the First-Year Player Draft.

### WILD CARD RECORD

Year	Club/Opp.	W	L	ERA	G	GS	CG	SHO	SV	IP	H	R	ER	HR	HB	BB	IBB	SO	WP	BK
2018	OAK vs. NYY	0	0	0.00	1	0	0	0	0	3.0	1	0	0	0	0	1	0	4	0	0

### TRIVINO'S CAREER BESTS

**Low Hit Complete Game:** None

**Innings Pitched:** 3.0 (twice), last: August 16, 2019 vs. Houston. Note: Also pitched 3.0 innings in 2018 Wild Card game at New York (AL)

**Strikeouts:** 4 (three times), last: August 16, 2019 vs. Houston. Note: Also had 4 strikeouts in 2018 Wild Card game at New York (AL)

**Pitches:** 49, April 18, 2018 vs. Chicago (AL)

**Longest Winning Streak:** 5, June 19 to July 25, 2018

**Longest Losing Streak:** 5, May 29 to June 16, 2019

**Longest Scoreless Streak:** 15.1, June 25 to July 21, 2018

### OAKLAND A'S MILESTONE HITS

1	John Donaldson, April 10, 1968 at Baltimore
10000	Phil Garner, June 27, 1975 at California
20000	Dwayne Murphy, June 1, 1983 at Milwaukee
30000	Mike Gallego, May 30, 1990 vs. Toronto
40000	Matt Stairs, August 15, 1997 at Chicago
50000	Damian Miller, July 26, 2004 vs. Seattle
60000	Hideki Matsui, August 1, 2011 at Seattle
70000	Mark Canha, Sept. 28, 2018 at Los Angeles (AL)



**RIGHT-HANDED PITCHER**

**Height/Weight:** 6-3 / 175      **Bats/Throws:** Left / Right  
**Birthdate:** November 7, 1992      **Opening Day Age:** 27  
**Birthplace/Resides:** Columbus, Georgia / Columbus, Georgia  
**Major League Service:** None  
**Obtained:** Signed to a minor league contract, December 10, 2019  
**Contract Status:** First year of a one-year contract through 2020

**NON-ROSTER INVITEE**

**CAREER HIGHLIGHTS**

Was originally selected by the Boston Red Sox in the third round of the 2011 draft as a catcher... had a .207 career average with three home runs and 81 RBI in 305 games over 5½ seasons when he transitioned to a pitcher midway through the 2016 season...is 13-8 with 15 saves and a 3.87 ERA in 127 career appearances, including two starts, as a pitcher...has 208 strikeouts in 200.0 innings (9.36 per nine innings).

**2019 HIGHLIGHTS**

Spent most of the season at Double-A Portland where he was 0-2 with eight saves and a 3.89 ERA in 33 relief appearances...also posted a 6.17 ERA in eight games during a one-month stint with Triple-A Pawtucket and combined to go 0-3 with eight saves and a 4.37 ERA in 41 games, including one start, overall...surrendered just two home runs in 55.2 innings, an average of 0.32 per nine innings...struck out a career-high 69 (11.16 per nine innings) but walked 33 (5.34 per nine innings)...also had career highs in hits (54) and runs (32) and matched his high in losses...tied for sixth in the Red Sox farm system in saves and ranked ninth in games pitched...posted a 5.29 ERA in 26 games before the All-Star Break, a 2.91 ERA in 15 games after the break...allowed a .261 opponents batting average, including .247 (23-for-93) against left-handed hitters compared to .272 (31-for-114) against right-handers...surrendered both of his home runs to righties but issued 23 of his 33 walks to lefties...yielded a .195 average to batters leading off an inning but walked 10 for a .353 on-base percentage...opponents hit .314 with runners in scoring position...tossed at least one inning in 36 of his 41 appearances, including two or more 13 times.

**MINORS:** Began the season at Portland and allowed at least one run in four of his five outings in April (4.82 ERA)...walked a season-high three batters April 15 at Reading (also June 12 at Altoona)...struck out a career-high seven batters in a season-high 3.2 innings April 18 against Trenton...did not allow a run in seven of his first eight games in May, but the exception was May 11 at Trenton when he yielded five runs on four hits and a walk in 0.2 innings...had four of his eight saves over that stretch...did not surrender a run over his final five games with Portland and had a 4.50 ERA in 21 games overall when he was moved up to Pawtucket to June 20...started the Triple-A portion of his campaign with two scoreless outings and had an 8.2-inning scoreless streak from June 8-24...combined with both clubs for a 2.13 ERA in 10 appearances in June...fanned 17 in 12.2 innings...started the bottom of the ninth inning on July 4 at Lehigh Valley with a 10-6 lead and allowed a season-high six runs on a season-high five hits without retiring a batter for the loss...made the second start of his professional career July 12 in the second game of a doubleheader against Buffalo (2.0 ip, 3 h, 1 r, 1 er, 2 bb, 3 so)...had a 6.17 ERA in eight games with Pawtucket when he was sent back to Portland July 22...logged a 2.81 ERA over his final 12 appearances with the Sea Dogs...allowed five runs over his first five games but did not allow an earned run over his final seven contests (9.0 ip) ...posted a 1.50 ERA and .190 opponents batting average in nine games in August...struck out 17 in 12.0 innings.

**CAREER**

**2018**—Began the season with Single-A Salem before advancing to Double-A Portland and making two appearances with Triple-A Pawtucket...posted a career-low 3.36 ERA in a career-high 43 relief appearances...named Red Sox Minor League Relief Pitcher of the Month for April...allowed

just one earned run on three hits in 13.1 innings with Salem (0.68 ERA)...was promoted to Portland on May 4...earned a win on July 4 at Hartford and saves in each of his next three appearances from July 6-14...made single appearances for the PawSox on July 29 vs. Charlotte and Sept. 3 vs. Scranton/Wilkes-Barre.

**2017**—Went 6-2 with a 4.10 ERA in 24 appearances (1 start) in his first full season as a pitcher...was placed on the disabled list July 16 with a strained left oblique...spent the rest of the season on the DL with the exception of a one-game rehab assignment with the Gulf Coast League Red Sox.

**2016**—Began the season as a first baseman for Double-A Portland, but transitioned to the mound...in 19 relief appearances, went 3-0 with a 3.58 ERA and a .217 opponent batting average.

**2015**—Threw out 14-of-71 (19.7%) attempted base stealers in 45 games at catcher...was on the disabled list from May 2 to June 13 with a strained left quadriceps.

**2014**—Was batting a combined .220 in 74 games with Low Single-A Greenville and High Single-A Salem when he was placed on the disabled list Aug. 6 with a strained left quadriceps...missed the remainder of the season.

**2013**—Had a .204 average in 61 games with Single-A Greenville before going on the disabled list July 26 with a left thumb strain...missed the remainder of the season.

**2012**—Batted .201 with 29 RBI in 86 games in his first full season with Single-A Greenville...added 44 walks for a .308 on-base percentage.

**2011**—Made his professional debut with the Red Sox affiliate in the Gulf Coast Rookie League and hit .182 in 14 games...added seven walks for a .308 on-base percentage.

## PERSONAL/MISCELLANEOUS

Jordan Blake Weems was originally signed by Red Sox scout Tim Hyers...batted .443 in 39 games for Columbus (GA) High School in 2011...led his team to a second consecutive Georgia High School Association Class AAA State Championship in 2011...his father, Rick, was a minor league catcher in the St. Louis organization from 1980-82.

### LIFETIME PITCHING RECORD

Year	Club	W	L	ERA	G	GS	CG	SHO	SV	IP	H	R	ER	HR	HB	BB	IBB	SO	WP	BK
2016	GCL Red Sox	1	0	1.06	8	0	0	0	0	17.0	6	2	2	0	1	4	0	10	1	0
	Lowell	2	0	6.32	11	0	0	0	1	15.2	19	12	11	2	0	8	0	20	7	0
2017	Greenville	0	0	0.93	4	0	0	0	0	9.2	6	1	1	0	0	3	1	10	2	0
	Salem	6	2	4.93	19	1	0	0	1	42.0	38	28	23	5	4	22	0	36	7	0
	GCL Red Sox	0	0	0.00	1	0	0	0	0	1.0	2	0	0	0	0	0	0	0	0	0
2018	Salem	0	0	0.68	7	0	0	0	0	13.1	3	1	1	0	0	8	0	17	1	0
	Portland	4	3	4.04	34	0	0	0	5	42.1	44	28	19	3	3	22	1	45	4	0
	Pawtucket	0	0	5.40	2	0	0	0	0	3.1	3	2	2	1	0	4	0	1	0	0
2019	Portland	0	2	3.89	33	0	0	0	8	44.0	40	23	19	1	1	27	1	55	4	0
	Pawtucket	0	1	6.17	8	1	0	0	0	11.2	14	9	8	1	0	6	0	14	3	0
<b>Minor League Career</b>		<b>13</b>	<b>8</b>	<b>3.87</b>	<b>127</b>	<b>2</b>	<b>0</b>	<b>0</b>	<b>15</b>	<b>200.0</b>	<b>175</b>	<b>106</b>	<b>86</b>	<b>13</b>	<b>9</b>	<b>104</b>	<b>3</b>	<b>208</b>	<b>29</b>	<b>0</b>

### LIFETIME PLAYING RECORD

Year	Club	AVG.	G	AB	R	H	2B	3B	HR	RBI	SH	SF	HP	BB	SO	SB	CS	OBP	SLG	E
2011	GCL Red Sox	.182	14	44	4	8	2	0	0	8	0	0	1	7	16	0	0	.308	.227	4
2012	Greenville	.201	86	298	33	60	11	0	0	29	1	0	2	44	87	4	1	.308	.238	4
2013	Greenville	.204	61	201	15	41	8	0	0	13	0	0	3	25	60	2	1	.301	.244	3
2014	Greenville	.166	50	163	16	27	4	2	0	9	2	1	2	25	68	6	0	.283	.215	5
	Salem	.329	24	82	13	27	4	0	1	6	1	0	2	9	24	2	0	.409	.415	3
2015	Salem	.257	31	105	12	27	6	0	1	7	0	0	0	12	26	2	1	.333	.343	3
	Portland	.224	17	67	8	15	5	1	1	8	0	0	0	4	16	1	0	.268	.373	5
2016	Portland	.119	22	67	4	8	1	0	0	1	0	1	0	11	24	0	0	.241	.134	3
<b>Minor League Totals</b>		<b>.207</b>	<b>305</b>	<b>1027</b>	<b>105</b>	<b>213</b>	<b>41</b>	<b>3</b>	<b>3</b>	<b>81</b>	<b>4</b>	<b>2</b>	<b>10</b>	<b>137</b>	<b>321</b>	<b>17</b>	<b>3</b>	<b>.306</b>	<b>.262</b>	<b>30</b>

## CAREER TRANSACTIONS

**2011** — Selected by the Boston Red Sox organization in the 3rd round of the First-Year Player Draft. **2019** — Elected free agency, November 4; signed by the Oakland Athletics to a minor league contract, December 10.

### OAKLAND A'S LONGEST WINNING STREAK VS. ONE TEAM

- 16 Detroit, May 6, 2017-May 19, 2019
- 16 New York, Sept. 9, 1989-May 1, 1991
- 15 Seattle, April 7, 2006-Aug. 16, 2006
- 12 Minnesota, Sept. 11, 2013-Aug. 9, 2014
- 12 Houston, June 13, 2007-July 22, 2013



**RIGHT-HANDED PITCHER****Height/Weight:** 6-1 / 242**Bats/Throws:** Right / Right**Birthdate:** March 24, 1993**Opening Day Age:** 27**Birthplace/Resides:** Savannah, Georgia / Guyton, Georgia**Major League Service:** 1 year, 28 days**Obtained:** Acquired from the Chicago White Sox with Zack Erwin for Brett Lawrie, December 9, 2015**Contract Status:** First year of a one-year contract through 2020**CAREER HIGHLIGHTS**

Was originally drafted by Boston in the 13th round of the 2012 First-Year Player Draft and was traded to Chicago July 30, 2013 as part of the Jake Peavy trade...was dealt to Oakland following the 2015 season as part of the Brett Lawrie trade...made his Major League debut with Oakland in 2016 and is 3-1 with a 4.06 ERA in 48 relief appearances over three seasons with the A's...missed the entire 2017 season after undergoing "Tommy John" surgery...is 25-23 with 33 saves and a 4.11 ERA (200 er in 438.1 ip) in 217 games, including 29 starts, in seven seasons in the minors...pitched exclusively in relief in each of his first two seasons, made 27 of his starts in 2014 with Single-A Winston-Salem, and returned to the bullpen in 2015.

**2019 HIGHLIGHTS**

Was 3-1 with a 3.58 ERA and .178 opponents batting average in 27 relief appearances over four stints with Oakland...the 27 games were a career high as he had just 21 appearances over his previous two seasons in the majors...struck out 34 batters in 32.2 innings (9.37 per nine innings) and surrendered just two home runs (0.55 per nine innings)...was on the A's Opening Day roster and posted a 5.57 ERA and .243 opponents batting average in 18 relief appearances before he was optioned to Las Vegas May 12...did not allow a run in nine games over his final three stints (11.2 innings) and opponents went 1-for-35 (.029) with no extra base hits, three walks and a hit by pitch (.128 on-base percentage)...his opponents batting average broke down to .160 (8-for-50) against left-handed hitters compared to .191 (13-for-68) against right-handers...yielded a .188 average with runners in scoring position but that jumped to .278 with RISP and two outs...first batters faced were 3-for-25 (.120) with two walks (.185 on-base percentage)...has a .200 average and .250 on-base percentage against first batters in his career...allowed 2-of-14 (14.3%) inherited runners to score after allowing 9-of-11 (81.8%) to score over his first two years...opponents hit .237 with no outs, .150 with one or two out...had a 0.84 ERA in eight games on one day of rest, a 4.91 ERA in his other 19 appearances...now has a 0.66 ERA in 10 career appearances on one day rest...had a 1.72 ERA at home, 5.29 on the road...logged a 4.80 ERA during the day, 2.55 at night...now has a 6.29 ERA in 20 career day games compared to 2.63 in 28 outings at night...had a 1.69 ERA in 11 games against American League West competition...did not allow a hit to the opponent's number five hitter (0-for-12)...tossed at least one inning in 21 of his 27 appearances.

**OAKLAND:** Was on his first career Opening Day roster and tossed 2.0 perfect innings of relief on Opening Day against Seattle at Tokyo on March 20...did not allow a run in the seventh inning of his second outing on March 30 against Los Angeles (AL), extending his scoreless streak to a career-high 17.2 innings dating back to July 24, 2018...tossed a career-high 3.1 scoreless innings and struck out a career-high four batters April 7 at Houston...had a 1.59 ERA over his first seven games through April 10...then logged a 10.24 ERA and .310 opponents batting average over his next 11 games before he was optioned to Las Vegas May 12...yielded a season-high three runs in back-to-back outings on May 1 at Boston and May 4 at Pittsburgh...allowed a career-high tying four hits in the latter contest...tossed a scoreless inning of relief in his final outing before his option on May 9 against Cincinnati...did not allow a run in nine games over his final three stints (11.2 ip), giving him a season-ending 12.2 inning scoreless streak...opponents went 1-for-35 (.029) with three walks and a hit by pitch over his final three stints and he had a streak of 10.0 consecutive hitless innings from May 19 to Sept. 18...was recalled for his second stint on June 21 and did not allow a run in two games (2.2 innings) before he was sent back to Las Vegas June 26...

recorded his first Major League win June 25 at St. Louis when he tossed 0.2 scoreless innings...relieved Bassitt with one out in the fourth inning and the A's trailing 3-1...stranded two inherited runners and was credited with the win after Oakland scored six times in the top of the fifth...was brought back July 6 and matched his career-high with four strikeouts in 2.0 perfect innings of relief at Seattle that day...that was his only outing before he was sent back to Las Vegas following the game on July 14...joined the A's for the fourth time on Sept. 6 and had five scoreless outings in September (6.0 ip, 1 h, 2 bb, 4 so)...was on the A's roster for the Wild Card game for the second consecutive season but did not pitch for the second consecutive year.

**LAS VEGAS:** Was 6-3 with three saves and a minor league career-high 5.59 ERA in 30 games, including one start, with Triple-A Las Vegas...struck out 43 batters in 38.2 innings (10.01 per nine innings)...had a .297 opponents batting average, which broke down to .283 (28-for-99) against right-handed hitters compared to .322 (19-for-59) against left-handers...yielded a .351 average with runners in scoring position...five of the eight home runs he allowed were solo shots...was 4-1 with a 4.58 ERA in 14 games at home, 2-2 with a 6.63 ERA in 16 outings on the road...had a 4.34 ERA in 22 night games, a 9.31 ERA in eight appearances during the day...tossed at least one inning in 27 of his 30 appearances and did not walk a batter 19 times...made his first appearance with the Aviators May 14 against Tacoma...then made his lone start of the season in his next outing in the second game of a May 19 doubleheader at Salt Lake...allowed a season-high five runs on a season-high four hits in a season-low 0.1 innings and took the loss...struck out a season-high six batters in a season-high 3.0 innings June 5 against Round Rock...allowed at least one run in seven of his first 10 outings through June 9 for an 8.36 ERA...then had three consecutive scoreless outings from June 13 to 18 (4.1 ip) and had a 6.38 ERA in 14 games overall when he returned to Oakland on June 21...did not surrender a run in two appearances during his second stint from June 26 to July 5 (2.0 ip)...posted a 5.40 ERA during his final stint that ran from July 15 through the end of the season...was credited with his first of three saves July 23 against El Paso (also Aug. 10 at Omaha and Aug. 23 at Tacoma)...issued a season-high three walks Aug. 5 against Oklahoma City...made one postseason appearance in Game 1 of the Pacific Coast League Semifinals at Sacramento on Sept. 4 and retired the side in order in the ninth inning of the Aviators 9-3 win (1.0 ip, 1 so).

## CAREER

**2018**—Began his comeback from UCL reconstruction surgery on his right elbow at Double-A Midland, was promoted to Triple-A Nashville May 10 and eventually compiled a 0.54 ERA and .140 opponents batting average in 13 relief appearances over two stints with Oakland...his ERA was the lowest in the majors among pitchers with 10 or more innings...using the same minimum, it was third lowest in Oakland history (Mike Norris, 0.00 in 1975; Brad Kilby, 0.53 in 2009)...however, allowed 4-of-5 (80.0%) inherited runners to score...first batters faced were 3-for-12 (.250) with a walk (.308 on-percentage), double and home run (.583 slugging percentage)...his opponents batting average included a mark of .080 against left-handed hitters compared to .188 against right-handers...opponents were 2-for-14 (.143) with runners in scoring position...allowed his only run when pitching on no days rest...did not allow a run in 11 games and 14.1 innings on one day of rest or more...did not allow a run in six games and 7.1 innings at home...did not allow a hit to the opponent's number four (0-for-7), five (0-for-4), eight (0-for-8) or nine (0-for-5) hitters in the order...did not allow a run in 12 of his 13 appearances...tossed at least one inning 11 times...was selected from Nashville July 14 and tossed 0.2 scoreless innings July 20 against San Francisco for his first outing in the majors since Sept. 15, 2016 at Kansas City...allowed his only run July 24 at Texas...finished the season with a 14.2-inning scoreless streak...had a 1.59 ERA and .190 opponents batting average in five outings when he was optioned back to Nashville Aug. 7...returned to Oakland Aug. 30 and did not allow a run in eight games over his final stint (11.0 ip, 4 h, 1 bb, 7 so, .111 opponents batting average)...was on the A's roster for the Wild Card game but did not pitch...started the season at Midland and was 0-1 with three saves and a 3.38 ERA in 11 relief appearances with the RockHounds when he was promoted to Nashville May 10...was 1-1 with three saves and a 2.80 ERA in 22 games, including one start, with the Sounds...combined for a 1-2 record, six saves and a 2.96 ERA in 33 games overall in the minors...struck out 75 batters in 48.2 innings, an average of 13.87 per nine innings...walked 20 for a strikeout-to-walk ratio of 3.75...tied for seventh in the A's farm system in saves...allowed a .222 opponents batting average, including .197 against left-handed hitters compared to .239 against right-handers...yielded

a .196 average with runners in scoring position...converted each of his six save opportunities but allowed 6-of-8 (75.0%) inherited runners to score...posted a 0.66 ERA in nine games at home with Nashville...tossed at least one inning in 31 of his 33 appearances, including two or more 12 times...earned all three of his saves at Midland over his first four appearances...was promoted to Nashville May 10 and tossed a scoreless inning in his first outing May 11 against Colorado Springs...had a season-high 12.2-inning scoreless streak from May 18 to June 8...tossed a season-high 3.0 innings in back-to-back outings on June 3 at Round Rock and June 8 against Tacoma...made his lone start of the season in the latter contest and struck out a season-high seven...had a 2.50 ERA over his first nine games through June 13...recorded all three of his saves over a four-game stretch from June 27 to July 12...had a 3.49 ERA in 17 games with the Sounds when he was promoted to Oakland July 14...was optioned back to Nashville Aug. 6 but did not pitch before going on the disabled list Aug. 8 with a ruptured ear drum...was reinstated from the DL Aug. 16 and did not allow a run in five games (7.0 ip) before returning to Oakland Aug. 30.

**2017**—Spent the entire season on the Nashville disabled list after undergoing right ulnar collateral ligament surgery.

**2016**—Spent most of the season at Triple-A Nashville where he went 1-4 with five saves and a 4.11 ERA in 39 relief appearances...also compiled a 9.95 ERA in eight relief appearances over four stints with Oakland in his Major League debut...allowed a .327 opponents batting average and used nine walks in 12.2 innings...first batters faced were 3-for-8 (.375) and he allowed 5-of-6 (83.3%) inherited runners to score...was recalled for the first time May 8 and made his Major League debut that day at Baltimore, allowing four runs on four hits in 1.1 innings (1 bb, 2 so)...struck out Matt Wieters with one out in the seventh for his first strikeout...had a 19.29 ERA in two games when he was optioned back to Nashville following the game on May 9...did not pitch during his second stint that lasted one day (June 3) and had just one outing during his third stint from July 26 to Aug. 1...returned for good Aug. 24 and posted an 11.05 ERA over his final five appearances...struck out 65 batters in 46.0 innings with Nashville, an average of 12.52 per nine innings...allowed a .259 opponents batting average, including .257 against right-handed hitters and .264 against left-handers...stranded all eight of his inherited runners...posted a 0.90 ERA in nine games in April and had a 3.27 ERA at the time of his first promotion to Oakland on May 8...logged a 1.93 ERA and .171 opponents batting average in six appearances in August...finished the Triple-A portion of his campaign with a five-game, 8.1-inning scoreless streak...struck out a season-high five batters in a season-high 3.0 innings Aug. 19 against Tacoma.

**2015**—Began the season at Double-A Birmingham and was 6-2 with five saves and a 2.72 ERA in 27 games when he was promoted to Triple-A Charlotte July 25...had no decisions and a 4.50 ERA in 12 games with the Knights and combined for a 3.20 ERA and .221 opponents batting average in 39 appearances overall...struck out 69 batters in 59.0 innings (10.53 per nine innings) and walked just 16 for a strikeout-to-walk ratio of 4.31...yielded a .175 average with runners in scoring position...allowed 2-of-14 (14.3%) inherited runners to score...converted 5-of-7 (71.4%) save opportunities, all with the Barons...surrendered just one run in 10 day games (16.0 ip, 0.56 ERA)...tossed at least one inning in 37 of his 39 appearances, including two or more 15 times...allowed an inherited runner to score in his second game of the season and then stranded each of his 11 inherited runners over his next 36 games...tossed a season-high 3.0 scoreless innings and retired all nine batters he faced May 21 at Biloxi...compiled a 0.90 ERA in eight games in June...did not allow a run in nine of his last 10 games with the Barons (1.88 ERA)...was transferred to Charlotte July 25...did not allow a run in four his last five appearances (1.23 ERA)...played in the Arizona Fall League following the season and was 0-1 with a 30.47 ERA in four relief appearances for Glendale.

**2014**—Spent the entire season in the starting rotation at Single-A Winston-Salem and went 7-10 with a 5.25 ERA and .304 opponents batting average in 27 starts...ranked third in the Carolina League in strikeouts (129) and games started and fourth in innings pitched (145.2)...led the league with 105 runs, which tied for fifth most in all of minor league baseball...issued just 33 walks and his average of 2.04 walks per nine innings was third lowest among CL starting pitchers...walked two batters or fewer in 25 of his 27 starts...had a three-game winning streak over a four-start stretch from April 9 to 27 (3.86 ERA)...struck out 10 batters in 6.0 innings May 9 at

Frederick...tossed a seven-inning complete game June 10 against Wilmington, a three-hitter in an 8-2 Dash win (1 bb, 3 so)...was on the disabled list from July 9 to 18 with a strained muscle in his back...struck out a season-high 13 batters and tossed 7.0 scoreless innings to defeat Frederick July 30...was named Carolina League Pitcher of the Week on Aug. 4 for his efforts.

**2013**—Began the season at Single-A Greenville in the Boston Red Sox organization and was 2-0 with 10 saves and a 2.77 ERA in 27 appearances when he was dealt to the Chicago White Sox organization July 30 as part of the Jake Peavy trade...went 0-1 with two saves and a 9.64 ERA in three games with Single-A Kannapolis and 0-1 with a 4.82 ERA in six games with Single-A Winston-Salem...combined for a 2-2 record, 12 saves, a 3.42 ERA and .257 opponents batting average in 36 appearances overall, all in relief...converted 12-of-13 (92.3%) save opportunities... had a 1.80 ERA in six games in June and a 1.80 ERA in seven games in July...was assigned to Kannapolis following the July 30 trade and was promoted to Winston-Salem Aug. 11.

**2012**—Made his professional debut with the Red Sox affiliate in the Gulf Coast League and went 2-0 with two saves and a 1.27 ERA in 13 relief appearances...had a strikeout-to-walk ratio of 9.33 and did not surrender a home run in 21.1 innings...allowed a .147 opponents batting average, including .080 against left-handed hitters...tossed 2.0 scoreless innings July 13 against the Orioles for his first win...added 2.0 scoreless frames in his next outing July 16 against the Rays for his first save...made one postseason appearance and did not allow a run in 1.2 innings (2 h, 1 bb, 1 so).

## PERSONAL/MISCELLANEOUS

Jeffrey Benjamin Wendelken...attended Middle Georgia State College...was named the 2012 GCAA Player of the Year.

### LIFETIME PITCHING RECORD

Year	Club	W	L	ERA	G	GS	CG	SHO	SV	IP	H	R	ER	HR	HB	BB	IBB	SO	WP	BK
2012	GCL Red Sox	2	0	1.27	13	0	0	0	2	21.1	11	3	3	0	0	3	0	28	0	1
2013	Greenville	2	0	2.77	27	0	0	0	10	65.0	59	20	20	4	3	20	0	54	6	2
	Kannapolis	0	1	9.64	3	0	0	0	2	4.2	8	5	5	0	0	1	0	8	1	0
	Winston-Salem	0	1	4.82	6	0	0	0	0	9.1	12	6	5	1	0	7	0	16	3	0
2014	Winston-Salem	7	10	5.25	27	27	1	0	0	145.2	181	105	85	15	5	33	0	129	4	0
2015	Birmingham	6	2	2.72	27	0	0	0	5	43.0	36	14	13	4	0	11	0	56	0	0
	Charlotte	0	0	4.50	12	0	0	0	0	16.0	14	11	8	2	0	5	0	13	0	0
2016	Nashville	1	4	4.11	39	0	0	0	5	46.0	48	25	21	5	4	26	2	65	5	0
	OAKLAND	0	0	9.95	8	0	0	0	0	12.2	18	15	14	3	0	9	0	12	2	0
2017	Nashville	(Injured — did not pitch)																		
2018	Midland	0	1	3.38	11	0	0	0	3	13.1	11	6	5	3	0	10	1	23	0	0
	Nashville	1	1	2.80	22	1	0	0	3	35.1	29	11	11	2	0	10	0	52	1	0
	OAKLAND	0	0	0.54	13	0	0	0	0	16.2	8	1	1	1	0	5	0	14	1	0
2019	OAKLAND	3	1	3.58	27	0	0	0	0	32.2	21	14	13	2	2	9	2	34	2	0
	Las Vegas	6	3	5.59	30	1	0	0	3	38.2	47	26	24	8	2	19	1	43	3	0
<b>Major League Totals</b>		<b>3</b>	<b>1</b>	<b>4.06</b>	<b>48</b>	<b>0</b>	<b>0</b>	<b>0</b>	<b>0</b>	<b>62.0</b>	<b>47</b>	<b>30</b>	<b>28</b>	<b>6</b>	<b>2</b>	<b>23</b>	<b>2</b>	<b>60</b>	<b>5</b>	<b>0</b>
<b>Minor League Totals</b>		<b>25</b>	<b>23</b>	<b>4.11</b>	<b>217</b>	<b>29</b>	<b>1</b>	<b>0</b>	<b>33</b>	<b>438.1</b>	<b>456</b>	<b>232</b>	<b>200</b>	<b>44</b>	<b>14</b>	<b>145</b>	<b>4</b>	<b>487</b>	<b>23</b>	<b>3</b>

### CAREER TRANSACTIONS

**2012** — Selected by the Boston Red Sox organization in the 13th round of the First-Year Player Draft. **2013** — Traded to the Chicago White Sox with outfielder Avisáil García, minor league pitcher Frankie Montas and minor league infielder Cleuluis Rondon for pitcher Jake Peavy, July 30. **2015** — Traded to the Oakland Athletics with minor league pitcher Zack Erwin for infielder Brett Lawrie, December 9.

### WILD CARD RECORD

Year	Club/Opp.	W	L	ERA	G	GS	CG	SHO	SV	IP	H	R	ER	HR	HB	BB	IBB	SO	WP	BK
2018	OAK vs. NYY	(On roster — did not pitch)																		
2019	OAK vs. TB	(On roster — did not pitch)																		

**Low Hit Complete Game:** None  
**Innings Pitched:** 3.1, April 7, 2019 at Houston  
**Strikeouts:** 4 (twice), last: July 6, 2019 at Seattle  
**Pitches:** 53, September 2, 2016 vs. Boston  
**Longest Winning Streak:** 3, June 25, 2019 to present  
**Longest Losing Streak:** 1, May 4, 2019  
**Longest Scoreless Streak:** 17.2, July 24, 2018 to March 30, 2019

### HOW THE A'S WERE BUILT

June 4, 2012	Matt Olson selected as a compensation pick following the 1st round of the First-Year Player Draft
July 3, 2012	Luis Barrera signed as a non-drafted free agent
June 6, 2013	Chad Pinder selected in the Competitive Balance Round B of the First-Year Player Draft
June 8, 2013	Lou Trivino selected in the 11th round of the First-Year Player Draft
June 5, 2014	Matt Chapman selected in the 1st round of the First-Year Player Draft
June 5, 2014	Daniel Gossett selected in the 2nd round of the First-Year Player Draft
Nov. 28, 2014	Franklin Barreto acquired from Toronto with Kendall Graveman, Brett Lawrie and Sean Nolin for Josh Donaldson
Dec. 9, 2014	Chris Bassitt and Marcus Semien acquired with Josh Phegley and Rangel Ravelo from Chicago (AL) for Jeff Samardzija and Michael Ynoa
Dec. 11, 2014	Mark Canha acquired from Colorado for Austin House and cash considerations
June 9, 2015	Skye Bolt selected in the 4th round of the First-Year Player Draft
June 10, 2015	Seth Brown selected in the 19th round of the First-Year Player Draft
July 23, 2015	Daniel Mengden acquired from Houston with Jacob Nottingham for Scott Kazmir
July 28, 2015	Sean Manaea acquired from Kansas City with Aaron Brooks for Ben Zobrist and cash considerations
Nov. 20, 2015	Liam Hendriks acquired from Toronto for Jesse Chavez
Dec. 9, 2015	J.B. Wendelken acquired from the Chicago White Sox with Zack Erwin for Brett Lawrie
Feb. 12, 2016	Khris Davis acquired from Milwaukee for Bubba Derby and Jacob Nottingham
June 9, 2016	A.J. Puk selected in the 1st round of the First-Year Player Draft
June 9, 2016	Daulton Jefferies selected in Competitive Balance Round A of the First-Year Player Draft
June 10, 2016	Sean Murphy selected in the 3rd round of the First-Year Player Draft
Aug. 1, 2016	Grant Holmes and Frankie Montas acquired with Jharel Cotton from Los Angeles (NL) for Rich Hill and Josh Reddick
Nov. 12, 2016	Paul Blackburn acquired from Seattle for Danny Valencia
July 16, 2017	Sheldon Neuse and Jesus Luzardo acquired from Washington with Blake Treinen for Sean Doolittle and Ryan Madson
July 31, 2017	Dustin Fowler, James Kaprielian and Jorge Mateo acquired from New York (AL) for Sonny Gray and \$1.5 million international bonus slot cash
Nov. 20, 2017	Ramon Laureano acquired from Houston for Brandon Bailey
Dec. 7, 2017	Yusmeiro Petit signed as a free agent
Dec. 14, 2017	Stephen Piscotty acquired from St. Louis for Yairo Muñoz and Max Schrock
Dec. 19, 2017	Jonah Heim acquired from Tampa Bay for Joey Wendle, December 19, 2017
Aug. 6, 2018	Mike Fiers acquired from Detroit for two players to be named later (Nolan Blackwood on Aug. 18 and Logan Shore on Sept. 19)
Dec. 21, 2018	Joakim Soria signed as a free agent
Feb. 15, 2019	Robbie Grossman signed as a free agent
July 27, 2019	Jake Diekman acquired from Kansas City for minor league pitcher Ismael Aquino and minor league outfielder Dairon Blanco
Nov. 4, 2019	T.J. McFarland claimed off waivers from Arizona
Dec. 2, 2019	Austin Allen and a player to be named later (minor leaguer Buddy Reed on Dec. 12) acquired from San Diego for Jurickson Profar
Dec. 12, 2019	Vímael Machin acquired from the Philadelphia Phillies in exchange for cash considerations
Jan 13, 2020	Tony Kemp acquired from the Chicago Cubs for minor leaguer Alfonso Rivas

# ROSTER

**MANAGER:** 6 Bob Melvin. **COACHES:** 17 Mike Aldrete, 51 Darren Bush, 29 Ryan Christenson, 14 Scott Emerson, 59 Marcus Jensen, 7 Mark Kotsay, 52 Eric Martins, 41 Al Pedrique. **ATHLETIC TRAINERS:** Nick Paparesta, Jeff Collins, Brian Schulman. **STRENGTH & CONDITIONING:** Josh Cuffe, Terence Brannic. **MASSAGE THERAPIST:** Ozlie Lyles. **TRAVELING SECRETARY:** Mickey Morabito. **EQUIPMENT MANAGER:** Steve Vucinich. **VIDEO COORDINATOR:** Adam Rhoden. **BULLPEN CATCHERS:** 88 Phil Pohl, 91 Dustin Hughes

NO	PITCHERS (19)	B	T	HT	WT	BORN	BIRTHPLACE	RESIDENCE	2019 CLUBS	W	L	ERA	G	GS	CG	SHO	SV	IP	H	R	ER	BB	SO	ML SERVICE	
40	Chris Bassitt	R	R	6-5	217	2-22-89	Toledo, OH	Washington, NC	Stockton	0	0	0.00	1	1	0	0	0	3.0	0	0	0	0	0	7	3 years, 130 days
									Las Vegas	0	4.50	2	0	0	0	0	0	8.0	8	4	4	2	9		
									OAKLAND	10	5	3.81	28	25	0	0	0	144.0	125	66	61	47	141		
58	Paul Blackburn	R	R	6-1	196	12-4-93	Antioch, CA	Scottsdale, AZ	Las Vegas	11	3	4.34	24	22	0	0	0	132.2	133	70	64	34	92	1 year, 124 days	
									OAKLAND	0	2	10.64	4	1	0	0	0	11.0	19	14	13	4	8		
35	Jake Diekman	L	L	6-4	195	1-21-87	Wymore, NE	Beatrice, NE	KANSAS CITY	0	6	4.75	48	0	0	0	0	41.2	33	22	23	63	7	7 years, 50 days	
									OAKLAND	1	1	4.43	28	0	0	0	0	20.1	16	11	10	16	21		
50	Mike Fiers	R	R	6-2	211	6-15-85	Hollywood, FL	Deerfield Beach, FL	OAKLAND	15	4	3.90	33	33	1	1	0	184.2	166	82	80	53	126	6 years, 85 days	
32	Daniel Gossett	R	R	6-0	185	11-13-92	Spartanburg, SC	Lyman, SC	OAKLAND	4	4	1.80	75	2	0	0	25	85.0	61	18	17	21	124	2 years, 59 days	
16	Liam Hendriks	R	R	6-0	230	2-10-89	Perth, Australia	Fort Myers, FL	OAKLAND	6	5	3.31	22	16	0	0	0	81.2	71	34	30	27	76	None	
67	Grant Holmes	L	R	6-0	226	3-22-96	Conway, SC	Conway, SC	Midland	0	0	1.93	1	1	0	0	0	4.2	6	1	1	1	5		
									Stockton	1	0	2.40	5	3	0	0	0	15.0	10	4	2	21	None		
									Midland	1	2	3.66	21	12	0	0	0	64.0	63	30	26	7	72		
46	Daulton Jefferies	L	R	6-0	182	8-2-95	Merced, CA	Atwater, CA	Stockton	2	2	4.46	11	10	0	0	0	36.1	35	19	18	8	43	None	
56	James Kaprielian	R	R	6-3	225	3-2-94	Laguna Hills, CA	Tustin, CA	Midland	2	1	1.63	7	5	0	0	0	27.2	18	5	5	8	26		
									Las Vegas	0	0	2.25	1	1	0	0	0	4.0	6	1	1	0	6		
44	Jesús Luzardo	L	L	6-0	218	9-30-97	Lima, Peru	Parkland, FL	AZL As-Green	0	0	0.00	1	1	0	0	0	2.0	1	0	0	0	0	5	21 days
									Stockton	1	0	0.90	3	1	0	0	0	10.0	6	1	1	0	18		
									Las Vegas	1	1	3.19	7	7	0	0	0	31.0	29	12	11	8	34		
									OAKLAND	0	0	1.50	6	0	0	0	0	12.0	5	2	2	3	16		
55	Sean Manaea	R	L	6-5	245	2-1-92	Valparaiso, IN	Phoenix, AZ	Stockton	0	2	9.72	3	3	0	0	0	8.1	14	11	9	4	10	3 years, 157 days	
									Las Vegas	3	1	3.21	5	5	0	0	0	28.0	16	11	10	6	43		
									OAKLAND	4	0	1.21	5	5	0	0	0	29.2	16	4	4	7	30		
38	T.J. McFarland	L	L	6-3	200	6-8-89	Palos Hills, IL	Chicago, IL	Reno	0	0	4.50	3	0	0	0	0	4.0	3	2	2	1	7	5 years, 164 days	
									ARIZONA	0	0	4.82	51	0	0	0	0	56.0	71	35	30	20	35		
33	Daniel Mengden	R	R	6-1	215	2-19-93	Houston, TX	Houston, TX	Las Vegas	4	3	4.22	13	10	0	0	0	64.0	56	37	30	20	61	2 years, 88 days	
									OAKLAND	5	2	4.83	13	9	0	0	1	59.2	59	32	32	27	42		
47	Frankie Montas	R	R	6-2	255	3-21-93	Saimagua, D.R.	Litchfield, AZ	OAKLAND	9	2	2.63	16	16	0	0	0	96.0	84	35	28	23	103	2 years, 15 days	
36	Yusmeiro Petit	R	R	6-1	252	11-22-84	Maracabo, Venezuela	Weston, FL	OAKLAND	5	3	2.71	80	0	0	0	0	83.0	57	25	25	10	71	9 years, 16 days	
31	A.J. Puk	L	L	6-7	248	4-25-95	Minneapolis, MN	Cedar Rapids, IA	Stockton	0	0	6.00	3	3	0	0	0	6.0	5	4	4	9	41 days		
									Midland	0	0	4.32	6	1	0	0	0	8.1	9	4	4	3	13		
									Las Vegas	4	1	4.91	9	0	0	0	0	11.0	7	7	6	3	16		
									OAKLAND	2	0	3.18	10	0	0	0	0	11.1	10	4	4	5	13		
48	Joakim Soria	R	R	6-3	208	5-18-84	Monclava, Mexico	Scottsdale, AZ	OAKLAND	2	4	4.30	71	1	0	0	0	69.0	51	33	20	79	13 years		


(Injured — did not pitch)

NO	PITCHERS	B	T	HT	WT	BORN	BIRTHPLACE	RESIDENCE	2019 CLUBS	W	L	ERA	G	GS	SHO	SV	IP	H	R	ER	BB	SO	ML SERVICE	
62	Lou Trivino	R	R	6-5	235	10-1-91	Sellersville, PA	Green Lane, PA	OAKLAND	4	6	5.25	61	0	0	0	60.0	61	40	35	31	57	1 year, 163 days	
57	J.B. Wendelen	R	R	6-1	242	3-24-93	Savannah, GA	Guyton, GA	OAKLAND	3	1	3.58	27	0	0	0	38.2	21	14	13	9	34	1 year, 28 days	
									Las Vegas	6	3	5.59	30	1	0	3	38.2	47	26	24	19	43		
NO	CATCHERS (3)	B	T	HT	WT	BORN	BIRTHPLACE	RESIDENCE	2019 CLUBS	AVG.	G	AB	R	H	2B	3B	HR	RBI	BB	SO	SB	CS	ML SERVICE	
30	Austin Allen	L	R	6-2	219	1-16-94	St. Louis, MO	Oriando, FL	El Paso	.330	67	570	52	89	27	0	21	67	22	56	0	0	77 days	
									SAN DIEGO	.215	34	65	4	14	4	0	0	3	6	21	0	0		
									Midland	.282	50	181	20	51	12	0	5	34	24	27	0	1	None	
37	Jonah Heim	S	R	6-4	220	6-27-95	Buffalo, NY	Amherst, NY	Las Vegas	.358	35	106	22	38	9	0	4	19	11	18	0	0	0	
									AZL As Gold	.214	9	28	8	6	2	0	1	1	4	4	0	0	29 days	
12	Sean Murphy	R	R	6-3	228	10-4-94	Peekskill, NY	Dayton, OH	Las Vegas	.308	31	120	25	37	6	1	10	30	15	31	0	1	0	
									AZL As Green	.500	1	2	1	1	0	0	0	0	3	1	0	0	0	
									OAKLAND	.245	20	53	14	13	5	0	4	8	6	16	0	0	0	
NO	INFELDERS (9)	B	T	HT	WT	BORN	BIRTHPLACE	RESIDENCE	2019 CLUBS	AVG.	G	AB	R	H	2B	3B	HR	RBI	BB	SO	SB	CS	ML SERVICE	
1	Franklin Barreto	R	R	5-10	208	2-27-96	Caracas, Venezuela	Caracas, Venezuela	OAKLAND	.123	23	57	6	7	2	0	2	5	1	23	1	0	1 year, 31 days	
									Las Vegas	.295	98	373	88	110	29	5	19	65	42	113	15	1	0	
26	Matt Chapman	R	R	6-0	215	4-28-93	Victorville, CA	Trabuco Canyon, CA	OAKLAND	.249	156	583	102	145	36	3	36	91	73	147	1	1	2 years, 109 days	
5	Tony Kemp	L	R	5-6	160	10-31-91	Franklin, TN	Franklin, TN	HOUSTON	.227	66	163	23	37	6	2	7	17	16	29	4	3	2 years, 98 days	
									CHICAGO (NL)	.183	44	82	8	15	3	2	1	12	7	18	0	1	0	
39	Virmael Machin	L	R	5-11	185	9-25-93	Humacao, PR	San Lorenzo, PR	Tennessee	.294	117	422	47	124	26	1	6	61	63	57	8	2	None	
									Iowa	.320	12	25	7	8	1	1	1	4	6	5	0	0	0	
13	Jorge Mateo	R	R	6-0	182	6-23-95	Santo Domingo Oeste, DR	Santo Domingo Oeste, DR	Las Vegas	.289	119	532	95	154	29	14	19	78	29	145	24	11	None	
21	Sheldon Neuse	R	R	6-0	232	12-10-94	Fort Worth, TX	Fort Worth, TX	Las Vegas	.317	126	498	99	158	31	2	27	102	56	132	3	3	32 days	
									OAKLAND	.250	25	56	3	14	3	0	0	7	4	19	0	0	0	
28	Matt Olson	L	R	6-5	225	3-29-94	Atlanta, GA	Atlanta, GA	OAKLAND	.267	127	483	73	129	26	0	36	91	51	138	0	0	2 years, 103 days	
									Las Vegas	.182	5	22	3	4	0	0	1	2	1	3	0	0	0	
18	Chad Pinder	R	R	6-2	210	3-29-92	Richmond, VA	Mt. Pleasant, SC	OAKLAND	.240	124	341	45	82	21	0	13	47	20	88	0	1	3 years, 47 days	
10	Marcus Semien	R	R	6-0	195	9-17-90	San Francisco, CA	Alameda, CA	OAKLAND	.285	162	657	123	183	43	7	33	92	87	102	10	8	5 years, 118 days	
NO	OUTFIELDERS (9)	B	T	HT	WT	BORN	BIRTHPLACE	RESIDENCE	2019 CLUBS	AVG.	G	AB	R	H	2B	3B	HR	RBI	BB	SO	SB	CS	ML SERVICE	
79	Luis Barrera	L	L	6-0	195	11-15-95	Tomboril, DR	Tomboril, DR	Midland	.321	84	225	35	72	9	11	4	24	12	48	9	7	21 days	
49	Skye Bolt	S	L	6-2	180	1-15-94	Atlanta, GA	Ormond Beach, FL	Las Vegas	.269	59	204	57	82	19	3	11	61	37	94	7	5	18 days	
									OAKLAND	.100	5	10	1	1	0	0	0	1	3	0	0	0	0	
15	Seth Brown	L	L	6-1	223	7-13-92	Klamath Falls, OR	Medford, OR	Las Vegas	.297	112	451	101	134	29	6	37	104	38	127	8	1	35 days	
									OAKLAND	.293	26	75	11	22	8	2	0	13	7	23	1	0	0	
20	Mark Canha	R	R	6-2	209	2-15-89	San Jose, CA	Scottsdale, AZ	OAKLAND	.125	2	8	0	1	1	0	0	1	0	3	0	0	2	4 years, 92 days
									Las Vegas	.220	133	481	61	106	11	0	23	73	47	146	0	0	6 years, 104 days	
2	Khrist Davis	R	R	5-11	205	12-21-87	Lakewood, CA	Paradise Valley, AZ	OAKLAND	.277	130	556	98	154	22	7	25	89	42	145	12	4	1 year, 39 days	
11	Dustin Fowler	L	L	6-0	198	12-29-94	Caldwell, GA	Dublin, GA	Las Vegas	.240	138	420	57	101	21	3	6	38	59	86	9	4	5 years, 60 days	
8	Robbie Grossman	S	L	6-0	216	9-16-89	San Diego, CA	Spring, TX	OAKLAND	.288	123	434	79	125	29	0	24	687	27	123	13	2	1 year, 59 days	
22	Ramon Laureano	R	R	5-11	203	7-15-94	Santo Domingo, DR	Santo Domingo, DR	OAKLAND	.289	93	357	46	89	17	1	13	44	29	84	2	0	4 years, 76 days	
25	Stephen Piscotty	R	R	6-4	211	1-14-91	Pleasanton, CA	Danville, CA	OAKLAND	.304	5	23	4	7	0	0	1	3	2	4	0	0	0	

OAKLAND A'S NON-ROSTER INVITEES TO SPRING TRAINING

NO	PITCHERS (12)	B	T	HT	WT	BORN	BIRTHPLACE	RESIDENCE	2019 CLUBS	W	L	ERA	G	CG	SHO	SV	IP	H	R	ER	BB	SO	ML SERVICE		
53	Tanner Anderson	R	R	6-2	203	5-27-93	Boynton Beach, FL	Tampa, FL	Las Vegas	9	5	6.00	21	16	1	1	0	96.0	121	68	64	41	59	68 days	
64	Ben Bracewell	R	R	6-0	200	9-19-90	Birmingham, AL	Chelsea, AL	OAKLAND Midland	0	3	6.04	5	0	0	0	0	22.1	30	16	15	7	18	None	
75	Wandisson Charles	R	R	6-4	263	9-7-96	Bani, DR	Peravia, DR	Las Vegas Beloit	1	3	3.13	41	1	0	0	2	72.0	69	40	25	38	70	None	
74	Parker Dunshee	R	R	6-0	215	2-12-95	Zionsville, IN	Zionsville, IN	Stockton Midland	2	0	3.16	18	0	0	0	2	25.2	14	15	9	18	39	None	
92	Ian Gardeck	R	R	6-2	230	11-21-90	Park Ridge, IL	Tempe, AZ	Las Vegas Montgomery GCL Rays	4	5	5.38	20	19	0	0	1	92.0	86	62	55	37	90	None	
76	Brian Howard	R	R	6-9	213	4-25-95	St. Louis, MO	St. Louis, MO	Charlotte	1	0	0.00	3	0	0	0	0	3.1	0	0	0	0	1	5	None
77	Zach Lee	R	R	6-3	195	9-13-91	Plano, TX	McKinney, TX	Midland Las Vegas	8	8	3.25	23	23	0	0	0	130.0	137	54	47	39	118	None	
60	Lucas Luetge	L	L	6-4	205	3-24-87	Brenham, TX	Belville, TX	Syracuse Binghamton	4	3	6.99	16	13	0	0	0	74.2	110	63	28	63	26 days		
65	Miguel Romero	R	R	6-0	202	4-23-94	Manuel Tames, Cuba	Miami, FL	Jackson	5	1	2.09	8	8	0	0	0	47.1	37	13	11	6	37	2 years, 15 days	
54	Brian Schlitter	R	R	6-3	238	12-21-85	Oak Park, IL	Park Ridge, IL	Reno	5	2	3.14	33	0	0	0	1	43.0	63	34	32	36	81	None	
68	Jaime Schultz	R	R	5-10	205	6-20-91	Albany, NY	Livingston, TX	Las Vegas OAKLAND	4	1	3.96	45	1	0	0	3	72.2	65	34	32	36	81	None	
70	Jordan Weems	L	R	6-3	175	11-7-92	Columbus, GA	Columbus, GA	LOS ANGELES (NL) Portland	0	2	3.89	33	0	0	0	8	44.0	40	23	19	27	55	None	
NO	CATCHERS (2)	B	T	HT	WT	BORN	BIRTHPLACE	RESIDENCE	2019 CLUBS	AVG.	G	AB	R	H	2B	3B	HR	RBI	BB	SO	SB	CS	ML SERVICE		
73	Ronnie Freeman	R	R	6-1	190	1-8-91	Atlanta, GA	Lawrenceville, GA	Pawtucket	0	1	6.17	8	1	0	0	0	11.2	14	9	8	6	14	None	
63	Carlos Pérez	R	R	6-0	210	10-27-90	Valencia, Venezuela	Valencia, Venezuela	Sacramento San Jose	.295	45	122	18	36	3	1	5	19	14	29	0	0	0	None	
NO	INFELDERS (5)	B	T	HT	WT	BORN	BIRTHPLACE	RESIDENCE	2019 CLUBS	AVG.	G	AB	R	H	2B	3B	HR	RBI	BB	SO	SB	CS	ML SERVICE		
61	Nick Allen	R	R	5-8	166	10-8-98	San Diego, CA	San Diego, CA	Bowie	.125	5	18	3	4	1	0	2	3	0	8	0	0	0	2 years, 167 days	
19	Eric Campbell	R	R	6-3	215	4-9-87	Norwich, CT	Colchester, CT	San Jose	.222	8	24	2	3	1	0	0	0	1	4	0	0	0	0	None
66	Logan Davidson	S	R	6-3	185	12-26-97	Charlotte, NC	Charlotte, NC	Norfolk	.251	94	350	34	88	22	0	14	60	20	52	0	0	0	0	None
23	Ryan Goins	L	R	5-10	180	2-13-88	Temple, TX	Leander, TX	Bowie	.292	72	288	45	84	22	5	3	25	28	52	13	5	None	None	
45	Nate Orf	R	R	5-8	181	2-1-90	St. Charles, MO	St. Charles, MO	Stockton	.276	94	333	64	92	24	0	16	65	54	68	6	3	2 years, 24 days		
NO	OUTFIELDERS (3)	B	T	HT	WT	BORN	BIRTHPLACE	RESIDENCE	2019 CLUBS	AVG.	G	AB	R	H	2B	3B	HR	RBI	BB	SO	SB	CS	ML SERVICE		
78	Greg Deichmann	L	R	6-2	205	5-31-95	Metairie, LA	Metairie, LA	Las Vegas	.239	54	205	42	49	7	0	4	12	31	55	5	0	None	None	
72	Buddy Reed	S	R	6-4	218	4-27-95	Bronx, NY	Tampa, FL	Vermont	.322	83	273	47	88	23	2	10	48	39	77	3	3	4 years, 105 days		
71	Dillon Thomas	L	L	6-1	215	12-10-92	Houston, TX	Houston, TX	Charlotte	.250	52	144	13	36	6	1	2	10	17	44	0	1	None		
		R	R	5-8	181	2-1-90	St. Charles, MO	St. Charles, MO	CHICAGO (AL) San Antonio	.272	125	405	85	110	21	1	11	54	67	74	11	3	20 days		
NO	OUTFIELDERS (3)	B	T	HT	WT	BORN	BIRTHPLACE	RESIDENCE	2019 CLUBS	AVG.	G	AB	R	H	2B	3B	HR	RBI	BB	SO	SB	CS	ML SERVICE		
78	Greg Deichmann	L	R	6-2	205	5-31-95	Metairie, LA	Metairie, LA	Midland	.219	80	301	42	66	10	2	11	36	34	103	19	5	None		
72	Buddy Reed	S	R	6-4	218	4-27-95	Bronx, NY	Tampa, FL	Amarillo	.228	121	381	49	87	15	2	14	50	42	126	23	8	None		
71	Dillon Thomas	L	L	6-1	215	12-10-92	Houston, TX	Houston, TX	Biloxi	.265	131	449	62	119	25	6	13	71	41	132	22	11	None		





*Liam Hendriks saved a Major League leading 25 games after taking over as closer June 21, 2019.*

**2019 REVIEW**

## SEASON IN REVIEW

**2019 RECAP:** The A's finished the season with a 97-65 (.599) record for the second consecutive year...had the fourth best record in the American League, tied for fifth best in the majors and tied for ninth best in Oakland history...it was the third time in Oakland history (1988-90 and 2001-02) and fifth time in Athletics history (1910-11 and 1928-31) the A's won at least 97 games in at least two straight seasons...have 194 wins over the last two seasons, which is fourth most in the majors...it is tied for fifth most in Oakland history over a two-year stretch and the most since they had 199 from 2002-03... have won at least 90 games in each of the last two years, four of the last eight and 10 of the last 20...only the Yankees (14), Red Sox (12) and Cardinals (11) have more 90-win seasons over the last 20 last years...the 97 wins match the 2018 club for second most in Oakland by a team that did not win the division...the most was 102 in 2001 when Seattle won 116 games...finished in second place in the AL West, 10 games behind first place Houston...it was the sixth time in the last 10 years and the 14th time in the last 21 years the A's finished first or second in the West...over the last 21 years, only the Yankees (18), Dodgers (15) and Cardinals (15) have more first or second place finishes in their division...spent 95 days in second in the West, one day tied for second, 46 days in third, six days tied for third, 13 days in fourth, seven days tied for fourth and 17 days in fifth...went 14-13 over the first 27 games through April 24, which put the A's in a tie for third in the West, 2½ games behind first place Houston...then were swept in a three-game series at Toronto April 26-28 to start a nine-game road trip where they went 1-8 against Toronto, Boston (0-3) and Pittsburgh (1-2)...lost a season-high six straight games from April 26-May 1...were 15-21 at the conclusion of play on May 5 and were in fifth place in the West, six games behind Houston...then went 82-44 (.651) over the final 126 games...had a season-high 11-game winning streak from May 16 to 27...extended the streak to 11 games on Sept. 6 when they completed a May 19 suspended game that began in Detroit but was finished in Oakland...the winning streak tied for third longest in Oakland history and was the longest since the 20-game streak in 2002...then lost five straight games from May 28-June 2 and went 7-11 over an 18-game stretch from May 28 to June 16... including the suspended game victory, the A's were 37-36 through June 16...then went a Major League best 60-29 (.674) from June 17 through the end of the season...defeated Minnesota 8-6 on July 2 to move into second place in the AL West...would remain in second the rest of the year... had a 50-41 record at the All-Star Break and then went 5-0 on the first homestand after the break against Chicago-AL (3-0) and Seattle (2-0)...that gave the A's a 55-41 record and moved them to within 4½ games of first place Houston entering play on July 18...posted a 41-24 (.631) record the rest of the way but Houston went 47-18 (.723) and Oakland never got closer than 4½ games... won three of four against AL West leading Houston Aug. 15-18 and then swept a three-game series from AL East leading New York from Aug. 20-22...from Aug. 20 to Sept. 4, the A's, Cleveland and Tampa Bay exchanged first, second and third place in the AL Wild Card race...Oakland defeated Los Angeles 10-6 on Sept. 5 to take over the second Wild Card spot and defeated Houston 3-2 on Sept. 12 to take over the first spot from Tampa Bay...held at least a share of the first spot the rest of the way and clinched a playoff appearance on Sept. 27 at Seattle in Game 160...earned the first Wild Card spot and finished one game ahead of Tampa Bay and four games ahead of third place Cleveland...were officially eliminated from the AL West in game 156 on Sept. 22.

### OAKLAND A'S BEST RECORDS

.642	(104-58)	1988
.636	(103-59)	2002
.636	(103-59)	1990
.630	(102-60)	2001
.627	(101-60)	1971
.611	(99-63)	1989
.605	(98-64)	1975
.600	(93-62)	1972
<b>.599</b>	<b>(97-65)</b>	<b>2019</b>
.599	(97-65)	2018

**A's IN POSTSEASON:** The A's returned to the postseason for the second consecutive season, fifth time in the last eight years and 10th time in the last 20 seasons...over the last eight years, only the Dodgers (7) have more than five postseason appearances and over the last 20 seasons only the Yankees (16), Cardinals (13), Dodgers (11) and Braves (11) have more than 10...it was the 28th postseason appearance in franchise history, which includes 20 with Oakland and eight with Philadelphia...that is fourth most all-time...reached the postseason for the fourth time as the American League Wild Card, the third time in the two wild card era...lost the AL Wild Card game to Tampa Bay on Oct. 2 in Oakland by a score of 5-1...that extended the A's losing streak in winner-take-all postseason games to nine, which is the longest such streak in Major League

history...the last time Oakland won a winner-take-all postseason game was Game 7 of the 1973 World Series, a 5-2 win over New York...dating back to 2000, the A's have now lost 15 of their last 16 postseason games with a chance to clinch the series...have won just one of their last 13 postseason series (includes one-game wild card games), the 2006 ALDS against Minnesota...won 11 of their first 15 postseason series in Oakland through the 1990 ALCS.

**THE MIDDLE OF JUNE:** The A's were 37-36 (.507) at the conclusion of play on June 16 but then went 60-29 (.674) from June 17 through the end of the season, which was the best record in the majors...it tied for the third best record in Oakland history over the final 89 games, matching the 2018 club...in 2018, the A's were 34-36 (.486) through June 15 but then went 63-29 (.685) from June 16 through the end of the season, which was the best record in the majors...it continues a recent historical trend of the A's playing better later in the season...dating back to 2000, the A's have a record of 928-871 (.516) before the All-Star Break compared to 801-638 (.557) after the break...only the Yankees (.592) and Cardinals (.575) have a better post-break winning percentage over the last 20 years.

MLB BEST RECORDS, JUNE 17-END OF SEASON			
	W	L	PCT
Oakland	60	29	.674
Washington	60	31	.659
Houston	59	31	.656
New York (AL)	60	32	.652
Los Angeles (NL)	58	32	.644

**OFFENSE:** The A's set franchise records with 257 home runs and 572 extra base hits, breaking the previous marks of 243 home runs in 1996 and 569 extra base hits in 2018...ranked fourth in the American League in home runs and fifth in runs (845), walks (578), extra base hits, OPS (.776), on-base percentage (.327) and slugging percentage (.448)...were eighth in batting (.249) ...were hit by a pitch 87 times, which led the AL, ranked third in the majors and fell one short of the Athletics record of 88 set in 2001...had a run differential of +165, which was fourth best in the AL, fifth best in the majors and third best in Oakland history...the 845 runs were fifth most in Oakland history and the most since 2001 (884)...had the third highest slugging percentage in Oakland history and the sixth highest OPS...were shut out just three times, which tied the Twins for second fewest in the majors to the Yankees (2)...it matched the 2001 and 2004 A's for the fewest in Oakland history...struck out 1338 times, which was fifth fewest in the AL but fourth most in Athletics history...grounded into 140 double plays, which was third most in the AL...had seven sacrifice hits, which was second fewest in the majors (Los Angeles-AL, 4), second fewest in Athletics history (6 in 2018) and tied for fourth fewest in Major League history...had five bunt hits, all by Matt Olson.

**THE LONG BALL:** The A's hit 257 home runs, which was fifth most in the majors in 2019 but tied for eighth most in Major League history...had a franchise record seven players hit 20 or more home runs (Canha, Chapman, Davis, Laureano, Olson, Profar, Semien), breaking the previous mark of five (1996, 1999, 2000, 2004, 2017, 2018)...the A's are one of 11 teams in Major League history with seven or more players with 20 or more home runs...only the Twins, with eight in 2019, had more...also set a franchise record with 10 players with 10 or more home runs and tied the record with three players with 30 or more home runs (1996, 1999, 2001)...hit back-to-back home runs 11 times, which tied for second most in Oakland history and fell two short of the record of 13 in 2000...had two games in which all nine players in the starting lineup had at least 10 home runs (Aug. 21 and 24)...it was the sixth and seventh time that has happened in Athletics history with the other five coming in 2000 (Sept. 22, 23, 25, 27 and Oct. 1)...compiled a 90-35 (.720) record when homering and were 7-30 (.189) when going homerless...the seven wins when going homerless tied for second fewest in the majors to Seattle (5) and were second fewest in Athletics history to the 2017 club, which had six...were 60-15 (.800) when out-homering the opponent, 12-38 (.240) when getting out-homered and 25-12 (.676) when hitting the same number of home runs.

MOST HOME RUNS, MAJOR LEAGUE HISTORY		
307	Minnesota	2019
306	New York (AL)	2019
288	Houston	2019
279	Los Angeles (NL)	2019
267	New York (AL)	2018
264	Seattle	1997
260	Texas	2005
<b>257</b>	<b>Oakland</b>	<b>2019</b>
257	Toronto	2010
257	Baltimore	1996

**PITCHING:** The A's compiled a 3.97 ERA, which ranked fourth in the American League...also ranked third in opponents OPS (.712) and slugging percentage (.404) and fourth in batting average (.242) and on-base percentage (.308)...set a franchise record with 1299 strikeouts, breaking the pre-

## Season in Review, continued

vious mark of 1244 set in 2014...however, had the fourth fewest strikeouts in the AL...surrendered 201 home runs, which was third fewest in the AL but fourth most in Athletics history...also ranked second in the AL in fewest doubles (249) and extra base hits allowed (473), tied for third in shutouts (12) and fifth in fewest walks (477)...had a strikeout-to-walk ratio of 2.72, which was third best in Athletics history...had one complete game, which tied for the fewest in Athletics history (2012, 17)...allowed 25 sacrifice hits, which tied for the most in the AL...averaged the second fewest pitches per game in the AL (147.4)...had three 10-game winners (Fiers 15, Anderson 13, Bassitt 10) for the first time since 2013 when they had five (Bartolo Colon, A.J. Griffin, Jarrod Parker, Tommy Milone, Dan Straily).

**STARTING PITCHING:** A's starting pitchers went 68-37 with a 4.02 ERA...the 68 wins were second most in the majors to Houston (79) and second most by an A's team over the last 13 years (72 in 2013)...ranked third in the American League in opponents slugging percentage (.417) and fourth in ERA, OPS (.724), batting average (.249) and on-base percentage (.307)...had a .648 winning percentage, which was second best in the AL and in Oakland history (80-39, .672 in 2001)...tossed 886.0 innings, which were fourth most in the AL and the most by an A's team since 2015 (935.2)...also ranked second in fewest strikeouts per nine innings (7.07) and fewest pitches per inning (16.2), tied for second in most intentional walks (5) and third in fewest walks per nine innings (2.60)...after starting pitchers combined for 12 disabled list placements in 2018, only two starters who were not recovering from surgery went on the injured list in 2019 (Bassitt and Estrada)...used an "opener" three times (Hendriks twice, Soria once), with the latest on June 5...went 1-2 in those games after going 4-5 in 2018...openers allowed at least one run in two of the three games (3 er in 3.0 ip, 9.00 ERA) but did not have a decision.

**THE BULLPEN:** The A's bullpen compiled a 3.89 ERA, which was fourth lowest in the American League...had the lowest opponents OPS (.693) and slugging percentage (.385) and ranked third in opponents batting average (.232) and on-base percentage (.308)...however, had a Major League leading and Oakland record 30 blown saves (previous: 28 in 2004)...had the most blown saves by an AL team since Seattle had 31 in 2008...converted 45-of-75 (60.0%) save opportunities...ranked fifth in the AL in saves but had the fifth lowest save percentage...had 28 losses, which tied for fourth most in Oakland history...ranked second in the AL and set an Oakland record with 110 holds...also set an Oakland record for strikeouts per nine innings (9.37)...tossed 579.0 innings, which was third most in Oakland history...averaged 16.4 pitches per inning, which was third fewest in the AL...had the lowest slugging percentage against first batters faced in the majors (.342) and the fifth lowest OPS (.651)...had 156 first batter strikeouts, which was fourth most in the AL and the most in Oakland history...allowed 82-of-255 (32.2%) inherited runners to score, which was sixth highest in the AL...had three pitchers with 70 or more games (Petit 80, Hendriks 75, Soria 71) for the second time in Athletics history (Buddy Groom, Aaron Small and Billy Taylor in 1997).

**DEFENSIVE DOINGS:** The A's set an Athletics record for fewest errors in a season with 80...broke the previous mark of 81 set in 1981 when they played just 109 games in the strike-shortened season...had a .987 fielding percentage, which broke the previous franchise record of .986 set in 2006...the errors led to a Major League-low 34 unearned runs, which was also the fewest in Athletics history (39 in 1981)...ranked second in the American League in total chances (5939), third in fewest errors, fielding percentage (.987) and putouts (4395) and fifth in fewest double plays (123)...the 5939 total chances and 1464 assists were second fewest in Oakland history in a non-strike season (5830 chances and 1377 assists in 2013)...had 19 passed balls, which was second most in the majors to Atlanta (24) and tied for third most in Oakland history...they were the most by an A's team since the 1985 club also had 19.

**ON THE BASES:** A's opponents were caught stealing 41 times, which was second most in the majors to Philadelphia (50)...however, they also stole 83 bases, which tied for third most in the American League...were successful in 66.9% of their attempts, which was the second lowest percentage in the AL...the A's have now finished in the top three in the majors in caught stealing in each of the last three years...have 129 caught stealings over that span, which is 14 more than any other team...however, have allowed 292 stolen bases, which is fifth most in the majors...had 16 pickoffs in 2019, which was second most in the AL...on offense, the A's were 49-for-70 (70.0%) in stolen base attempts...had the second fewest stolen bases and attempts in the AL and the fourth lowest

percentage...were picked off just twice, which was the fewest in the AL...the stolen bases and attempts were seventh fewest in Oakland history.

**CLOSE CALLS:** The A's were 27-22 (.551) in one-run games...led the American League in one-run wins, tied for the lead in games (49) and had the fourth best record...went 48-35 (.578) in games decided by two runs or fewer...the 83 games were second most in the majors to Cincinnati (89) and it marked just the third time over the last 36 years more than half of the A's games were decided by two runs or fewer (84 in 2006 and 2015)...the 48 wins were second most in the majors to Milwaukee (51)...had 10 walk-off wins, which tied Tampa Bay for the most in the AL...in the majors, only Los Angeles (NL), with 12, had more...however, had 10 walk-off losses, which tied Baltimore and Detroit for the most in the AL and tied for fourth most in Oakland history...led the AL and ranked third in the majors with 44 come from behind wins...had a 6-9 (.400) record in extra inning games...tied for second in the AL in extra inning losses and tied for fourth in games...lost four extra inning games on the road and in three of those games, the A's had the lead in extra innings only to go on to lose the game, which are the most such losses in a season in Athletics history...were 16-19 in games decided in the last at bat and tied for second in the AL in last at bat losses...had 11 losses when leading after seven innings, which tied the Cubs for the most in the majors...they are the most such losses by an Oakland team since the 2004 club had 13.

DATE	OPP	RESULT	NOTE
April 24	Texas	6-5	Pinder single
May 8	Cincinnati	5-4 (13)	Piscotty home run
May 10	Cleveland	4-3 (12)	Chapman home run
May 11	Cleveland	3-2	Laureano single
June 20	Tampa Bay	5-4	Chapman home run
July 14	Chicago (AL)	3-2	Laureano FC/E6, no rbi
July 28	Texas	6-5	Davis walk
July 30	Milwaukee	3-2 (10)	Olson home run
Aug. 16	Houston	3-2 (13)	Grossman single
Sept. 18	Kansas City	1-0 (11)	Canha double

**LEFT AND RIGHT:** The A's went 35-14 (.714) in games in which the opponent started a left-handed pitcher compared to 62-51 (.549) when the opponent started a right-hander...the record against south paws was second best in the majors to Houston (38-11, .776)...the 49 games tied for third fewest in the AL...hit .262 with 80 home runs and an .811 OPS against lefties compared to .244 with 177 home runs and a .762 OPS against righties...the batting average against lefties was fifth highest in the American League but the mark against righties was fifth lowest...the 80 home runs against lefties were the most in Oakland history, topping the previous high of 74 in 1970...the .811 OPS was second highest to the mark of .816 in 1994.

**IN THE PINCH:** A's pinch hitters batted .235 (23-for-98) with seven doubles, a triple, five home runs, 25 RBI and 15 walks...had 13 extra base hits, which tied the Oakland record set in 1968...the five home runs tied for third most in Oakland history and the 25 RBI were the most since 1990 (26)...led the American League in RBI, tied for the lead in home runs, ranked second in hits, doubles and extra base hits, third in OPS (.824) and slugging (.480) and fourth in plate appearances (116) and on-base percentage (.345).

**HOME AND AWAY:** The A's went 52-29 (.642) at home compared to 45-36 (.556) on the road...had the third best home record in the American League, fourth best in the majors and tied for seventh best in Oakland history...had a winning record at home for the third consecutive season...the road record tied for the fourth best in the AL and tied for eighth best in Oakland history...had a winning record on the road for the second consecutive season...compiled a 3.56 ERA at home compared to 4.40 on the road...had the second lowest home ERA in the AL...batted .247 with a .778 OPS, 122 home runs and an average of 4.96 runs per game at home compared to .250 with a .773 OPS, 135 home runs and an average of 5.47 runs per game on the road...the 135 home runs on the road ranked fourth in the AL and second most in Oakland history, one short of the Oakland record of 136 set in 2018...they were the eighth most road home runs in Major League history...the 122 home runs at home ranked fifth in the AL and third in Oakland history...allowed 112 home runs on the road, which ranked eighth in the AL but broke the Oakland record of 111 set in 2017...went 19-17 (.528) over the first 36 home games through June 16...then went 33-12 (.733) over the final 45 home games beginning June 17, which was the third best home record in the majors over that span...started the year 5-15 (.250) on the road but then went 40-21 (.656) from May 16 through the end of the season, which was the second best road record in the majors

## Season in Review, continued

over that stretch...won 18 home series, lost six and split three...won 12 road series, lost eight and split six.

**THE INJURED LIST:** The A's used the injured list 17 times, which was their fewest since using it 13 times in 2013...the 17 IL placements tied Houston for second fewest in the majors to Kansas City (13)...the most players on the IL at once was eight (10 days, last on July 1)...the fewest was two from Sept. 6-8 and Sept. 26 through the end of the season...it marked the first time the A's had fewer than three players on the IL since July 29, 2011 when they also had two...have not had fewer than two players on the IL since the end of the 2006 season when they had just one...Daniel Gossett, who was recovering from UCL surgery, was the only player to spend the entire season on the IL...Sean Manaea (136), Jharel Cotton (108) and Marco Estrada (105) were the only other players to miss at least 100 games...Stephen Piscotty was the only player to go on the IL more than once, missing 26 games from June 30-Aug. 2 with a sprained right knee and 29 games from Aug. 25 to Sept. 25 with a sprained right ankle...players combined to miss 893 games, an average of 52.5 games per stint.

### A'S INJURED LIST, 2019

PLAYER	INJURY	DATES	GAMES MISSED	A's RECORD
Barrera	Right shoulder surgery	September 9-October 31	19	13-6
Bassitt	Right lower leg contusion	March 25-April 15	17	10-7
Canha	Sprained right wrist	April 29-May 12	12	5-7
Cotton	UCL surgery rehab	March 17-July 28	108	61-47
Davis	Left hip/oblique contusion	May 22-May 31	8	5-3
Estrada	Lumbar strain	April 17-August 19	105	62-43
Gossett	UCL surgery rehab	February 15-October 31	162	97-65
Herrmann	Right knee surgery	March 17-July 1	86	47-39
Hundley	Back spasms	June 8-July 24	40	26-14
Laureano	Right lower leg stress reaction	July 29-September 5	32	21-11
Manaea	Shoulder surgery rehab	February 13-August 31	136	79-57
Martini	Sprained right knee	March 17-May 27	55	30-25
Olson	Right hand surgery	March 25-May 6	34	15-19
Phegley	Left thumb contusion	July 29-August 15	14	9-5
Piscotty	Sprained right knee	June 30-August 2	26	17-9
Piscotty	Sprained right ankle	August 25-September 25	29	20-9
Treinen	Strained right shoulder	June 21-July 2	10	7-3

**BEFORE AND AFTER THE BREAK:** The A's were 51-41 (.554) at the All-Star Break, which was the sixth best record in the American League and eighth best in the majors...it marked the second consecutive season Oakland had a winning record at the break...were seven games behind Houston in the West, which is the closest the A's have been to first at the break since 2014 when they were in first...then went 46-24 (.657) after the break, which tied the Dodgers for second best record in the majors to the Astros...it was the fifth best post-break record in Oakland history...set an Athletics franchise record for home runs at the All-Star Break with 146 (previous: 137 in 1996)...that tied for the 11th best total in Major League history before the break, but tied for fifth best in the majors in 2019...it is more than the season total from 17 of the A's first 51 years in Oakland...had 111 home runs after the break, which was third most in Athletics history but sixth most in the AL...had 319 extra base hits before the break, which was second in Athletics history (321 in 2018)...scored 469 runs before the break, which was third best and the most since 2000 (522)...had the sixth best pre-break slugging percentage (.441) and the fourth best post-break slugging percentage (.458) in franchise history...the pitching staff had 727 strikeouts before the break, which was second in Athletics history (728 in 2014) and 572 after the break, which was also second (581 in 2012).

**MONTH-BY-MONTH:** The A's went 11-15 (.423) in April, which was the third worst record in the American League...it marked the second time in the last three years Oakland had a losing record in April...the 15 losses were third most in April in Oakland history (17 in 1994 and 2001)...compiled a 4.89 ERA, which was the highest April ERA by an A's team since 2001 (5.38)...yielded 34

home runs, which was two short of the record of 36 in 1996...struck out 213, which was seven short of the record of 220 in 2014...the offense hit 35 home runs, which tied for third most in April in Oakland history and was the most since 2002 (42)...went 16-10 (.615) in May, which was the fourth best record in the AL...it marked the second consecutive season Oakland finished May with a winning record and is its best May since going 18-9 (.667) in 2001...set Oakland records for slugging percentage (.468) and extra base hits (102) in May and tied the record for home runs (46)...the slugging percentage was the highest by an A's team in May since 1932 (.478) and the extra base hits were the most since 1941 (103)...ranked fourth in the AL in home runs and slugging percentage, tied for fourth in triples (5), fifth in extra base hits and OPS (.796) and tied for fifth in doubles (51)...the pitching staff ranked second in the AL in opponents slugging percentage (.374), fourth in opponents batting average (.223) and fifth in ERA (3.58) and OPS (.678)...the batting average was the A's lowest in May since 1990 (.223)...struck out 213 batters, which tied for second fewest in the AL but was fourth most in Oakland history...went 17-11 (.607) in June, which was the fourth best record in the AL...it marked the second consecutive season Oakland finished with a winning record in June (17-10 in 2018)...allowed the fewest home runs in the AL (27) and had the lowest opponents slugging percentage (.376) and OPS (.682)...also ranked third in ERA (3.99), tied for third in fewest walks (77) and fourth in batting average (.243) and on-base percentage (.305)...the offense ranked second in extra base hits (106), tied for third in doubles (58) and fourth in runs (149)...the extra base hits were second in Oakland history in June to the record of 116 in 1996...hit 45 home runs, which was second only to the 1996 club (55)...went 15-9 (.625) in July, which was the third best record in the AL and the eighth best July in Oakland history...it was the second consecutive season the A's finished with a winning record in July (17-8 in 2018)...ranked third in the AL with a 4.09 ERA and .746 OPS...A's pitchers had the fewest strikeouts (171), the third fewest walks (67) and tied for the third most saves (7)...the offense hit 38 home runs, which is fifth most in July in Oakland history and the most since 2000 (44)...had the second lowest batting average in the AL (.241)...went 17-9 (.654) in August, which was the third best record in the AL...it was the A's fourth consecutive month with a winning record and their second consecutive August with a mark above .500...walked just 61 batters, which was the fewest in the majors...ranked second in the AL in opponents OPS (.713), on-base percentage (.303) and slugging percentage (.411), third in ERA (3.85) and tied for third in saves (9)...the offense was hit by a pitch 22 times, which was the most by an A's team in any month since at least 1905...ranked second in the AL in on-base percentage (.353), third in walks (100) and fifth in runs (146), batting (.267) and OPS (.828)...hit 43 home runs, which tied for second most in Oakland history and was the most since 2001 (43)...had the third best slugging percentage (.475) and OPS (.828)...went 18-8 (.692) in September, which was the second best record in the AL and the A's best record in any month of more than two games since going 19-8 (.704) in September of 2013...the pitching staff had 241 strikeouts, which was second most in any month in Oakland history to the record of 246 in September of 2013...had 11 saves, which tied for the AL lead...they tied for second most in September in A's history and were the most since 2006...also ranked third in the AL in ERA (3.58), opponents batting average (.232), on-base percentage (.293), OPS (.702) and fewest walks (68) and fourth in slugging percentage (.409)...the offense led the AL in walks (110), ranked third in runs (143), home runs (42) and on-base percentage (.335), tied for third in doubles (48) and fourth in slugging percentage (.452), OPS (.787) and extra base hits (95).

**ROSTER NOTES:** The A's employed 49 players, which was fourth fewest in the American League...had used 51 or more in each of the previous four seasons...had 28 pitchers, which was fourth fewest in the American League but tied for third most in Athletics history...that included 20 relievers, which tied Houston for the fewest in the American League and tied for second fewest in the majors, but tied for fourth most in Oakland history...used six different catchers, which tied the Oakland record set in 1978...had just three rookie pitchers, which were second fewest by an A's team over the last 17 years (had 0 in 2014).

**DESIGNATED HITTERS:** A's designated hitters batted .223 with 31 home runs and 86 RBI...the home runs were fifth most in the American League but the batting average was third lowest in AL and fifth lowest in Oakland history...had the fifth lowest OPS (.715), on-base percentage (.308) and slugging percentage (.408) in the league...collected just 14 doubles, which was the fewest in the AL and tied for the fewest in Oakland history in a non-strike season (1985)...it was the fewest by an AL team in a non-strike season since Baltimore had 14 in 1987...tied for the fewest triples (0) and sacrifice flies (2) in the AL and ranked second in hit by pitches (12), fewest extra base hits (45)

## Season in Review, continued

and fewest stolen bases (1)...Khris Davis led the A's with 123 starts at designated hitter and Mark Canha was second with 13.

**INTERLEAGUE PLAY:** The A's went 11-9 (.550) in interleague play, which tied for the 10th best record in the majors...it marked the second consecutive season and 14th time in 23 seasons of interleague play the A's finished with a winning record against the National League...the pitching staff ranked fourth in opponents OPS (.669), fifth in slugging (.374), seventh in on-base percentage (.295), ninth in batting average (.232) and 10th in ERA (3.81)...the offense ranked 12th in OPS (.763) and tied for 15th in runs (96)...tied for the lead and set an Oakland interleague record with 14 hit by pitches...set an Oakland record with 182 strikeouts...A's pitchers went 6-for-21 (.286) with a RBI, two walks, seven strikeouts and a sacrifice hit...the six hits were the most by an A's team in the designated hitter era and were the most by an AL team since Kansas City also had six in 2013...are 228-196 (.538) all-time in interleague play, which is fourth best in Major League history.

**WINS AND LOSSES:** The A's went 25-8 (.758) against American League Central teams, which was the third best mark against the Central in Oakland history and fifth best by any AL team...are now 77-27 (.740) against the Central dating back to Aug. 23, 2016...were 44-32 (.579) against the AL West, which was the A's best record in divisional play since 2013 when they also went 44-32...started the year 17-21 (.447) against the West but then went 27-11 (.711) over the final 38 games...had a 6-1 record against Detroit and Baltimore and were 5-1 against Cleveland and Chicago...went 0-6 against Toronto, marking the fourth time in Oakland history the A's went winless against a team with six or more games played (0-11 vs. Baltimore in 1978, 0-7 vs. Cleveland in 1995, 0-6 vs. Cleveland in 1994)...had a 14-5 (.737) record on Thursday, which was the best record in the majors, and a 19-6 (.760) record on Tuesday, which tied the Dodgers for the best in the majors...were 16-9 (.640) following an off day, which tied for fifth best in the majors.

**ATTENDANCE:** The A's drew 1,662,211 fans, which ranked 10th in the American League and was the most by an A's team since 2015 (1,768,175)...it was an increase of 134,623 from 2018, which was the second biggest increase in the AL and sixth best in the majors ...had four sellouts, including two in Tokyo and two against San Francisco in August...attracted 54,005 fans for the AL Wild Card game on Oct. 2 against Tampa Bay, which was the 10th largest crowd in Coliseum history and the second biggest postseason crowd...drew 2,236,950 on the road, which was third best in the AL behind New York and Boston.

### 2019 RELIEF PITCHER EFFECTIVENESS

	Inherited Runners	Inherited Runners Scored	Inherited Runners Scored Percent	First Batters	Save Situations
Bassitt	0	0	—	0 for 3	0 for 0
Blackburn	1	1	100.0	2 for 3	0 for 0
Brooks	3	2	66.7	2 for 9	0 for 0
Buchter	36	15	41.7	14 for 55 (6 bb, 2 hb)	0 for 4
Diekman	17	5	29.4	5 for 25 (2 bb, sf)	0 for 0
Dull	0	0	—	3 for 4 (3 bb)	0 for 0
Hendriks	40	16	40.0	13 for 64 (6 bb, hb, 2 sf)	25 for 32
Luzardo	0	0	—	1 for 5 (bb)	2 for 2
Martini	0	0	—	0 for 0 (bb)	0 for 0
Mengden	0	0	—	1 for 4	1 for 1
Morales	0	0	—	0 for 1	0 for 0
Petit	60	14	23.3	15 for 76 (2 bb, 2 sf)	0 for 1
Puk	3	1	33.3	2 for 8 (2 bb)	0 for 1
Rodney	4	3	75.0	5 for 13 (4 bb)	0 for 1
Schlitter	4	2	50.0	2 for 5 (bb)	0 for 0
Soria	7	0	0.0	15 for 67 (3 bb)	1 for 6
Treinen	16	5	31.3	11 for 47 (9 bb, hb)	16 for 21
Trivino	31	11	35.5	15 for 55 (5 bb, hb)	0 for 5
Wang	19	5	26.3	5 for 17 (3 bb)	0 for 0
Wendelken	14	2	14.3	3 for 25 (2 bb)	0 for 1



# BATTING AND PITCHING STATISTICS

+ = ROOKIE

PLAYER	AVG	G	AB	R	H	TB	2B	3B	HR	RBI	SH	SF	HP	BB	IBB	SO	SB	CS	DP	E	SLG	OBP	
Anderson,B	.500	31	8	1	4	4	0	0	0	0	0	0	0	0	0	2	0	0	0	0	3	.500	.500
+Anderson,T	.000	6	1	0	0	0	0	0	0	0	0	0	0	0	0	1	0	0	0	0	.000	.000	
Bailey,H	.400	31	5	0	2	2	0	0	0	1	0	0	0	0	0	1	0	0	0	0	.400	.400	
(Oakland)	.500	13	4	0	2	2	0	0	0	1	0	0	0	0	0	1	0	0	0	0	.500	.500	
Barreto,F	.123	23	57	6	7	15	2	0	2	5	0	0	0	1	0	23	1	0	0	5	.263	.138	
Bassitt,C	.000	28	4	0	0	0	0	0	0	0	1	0	0	0	0	2	0	0	0	0	.000	.000	
+Bolt,S	.100	5	10	1	1	2	1	0	0	0	0	0	0	1	0	3	0	0	0	0	.200	.182	
Brooks,A	.000	15	0	0	0	0	0	0	0	0	0	0	0	0	0	0	0	0	0	0	.000	.000	
+Brown,S	.293	26	75	11	22	34	8	2	0	13	0	0	1	7	0	23	1	0	2	0	.453	.361	
Canha,M	.273	126	410	80	112	212	16	3	26	58	0	2	18	67	1	107	3	2	10	2	.517	.396	
Chapman,M	.249	156	583	102	145	295	36	3	36	91	0	3	11	73	0	147	1	1	12	9	.506	.342	
Davis,K	.220	133	481	61	106	186	11	0	23	73	0	2	3	47	3	146	0	0	11	0	.387	.293	
Garneau,D	.244	35	86	14	21	35	5	0	3	14	0	0	4	10	0	22	0	0	1	1	.407	.350	
(Oakland)	.294	7	17	3	5	10	2	0	1	7	0	0	0	2	0	4	0	0	0	0	.588	.368	
Grossman,R	.240	138	420	57	101	146	21	3	6	38	0	2	1	59	2	86	9	4	7	0	.348	.334	
Herrmann,C	.202	30	84	9	17	23	3	0	1	8	1	0	0	9	0	29	0	0	4	2	.274	.280	
Hundley,N	.200	31	70	5	14	25	3	1	2	5	0	0	1	2	0	18	0	1	7	0	.357	.233	
+Joseph,C	.189	11	37	4	7	12	2	0	1	5	0	1	0	2	0	5	0	0	2	1	.324	.225	
Laureano,R	.288	123	434	79	125	226	29	0	24	67	1	8	11	27	0	123	13	2	7	7	.521	.340	
Martini,N	.091	6	11	1	1	4	0	0	1	2	0	0	0	2	0	5	0	0	0	0	.364	.231	
Mengden,D	.000	13	2	0	0	0	0	0	0	0	0	0	0	0	0	2	0	0	0	0	.000	.000	
Montas,F	.000	16	1	0	0	0	0	0	0	0	0	0	0	1	0	0	0	0	0	3	.000	.500	
Morales,K	.204	34	108	9	22	28	1	1	1	7	0	1	3	14	0	20	0	0	3	2	.259	.310	
+Murphy,S	.245	20	53	14	13	30	5	0	4	8	0	0	1	6	0	16	0	0	3	1	.566	.333	
+Neuse,S	.250	25	56	3	14	17	3	0	0	7	0	1	0	4	0	19	0	0	2	1	.304	.295	
Olson,M	.267	127	483	73	129	263	26	0	36	91	0	1	12	51	7	138	0	0	11	8	.545	.351	
Petit,Y	.000	80	1	0	0	0	0	0	0	0	0	0	0	0	0	0	0	0	1	0	.000	.000	
Phegley,J	.239	106	314	44	75	129	18	0	12	62	2	5	6	15	0	63	0	1	11	2	.411	.282	
Pinder,C	.240	124	341	45	82	142	21	0	13	47	1	3	5	20	0	88	0	1	11	5	.416	.290	
Piscotty,S	.249	93	357	46	89	147	17	1	13	44	1	3	3	29	0	84	2	0	13	0	.412	.309	
Profar,J	.218	139	459	65	100	188	24	2	20	67	0	3	8	48	2	75	9	1	12	13	.410	.301	
Semien,M	.285	162	657	123	187	343	43	7	33	92	0	1	2	87	2	102	10	8	11	12	.522	.369	
+Taylor,B	.160	11	25	3	4	10	0	0	2	2	0	0	1	4	0	7	0	0	0	0	.400	.300	
(Oakland)	.174	10	23	3	4	10	0	0	2	2	0	0	1	4	0	6	0	0	0	0	.435	.321	
PITCHERS	.286	162	21	1	6	6	0	0	1	1	0	0	1	0	8	0	0	1	10	.286	.318		
OAKLAND	.249	162	5561	845	1384	2493	292	23	257	800	7	36	87	578	17	1338	49	21	140	80	.448	.327	
OPPONENTS	.242	162	5541	680	1342	2240	249	23	201	649	25	42	66	477	19	1299	83	41	114	103	.404	.308	

PITCHER	W	L	ERA	G	GS	CG	GF	SHO	SV	IP	H	R	ER	HR	HB	BB	IBB	SO	WP	BK	AVG
Anderson,B	13	9	3.89	31	31	0	0	0	0	176.0	181	80	76	20	4	49	2	90	4	0	.265
+Anderson,T	0	3	6.04	5	5	0	0	0	0	22.1	30	16	15	4	0	7	1	18	3	0	.309
Bailey,H	13	9	4.57	31	31	0	0	0	0	163.1	162	84	83	21	4	53	1	149	4	1	.256
(Oakland)	6	3	4.30	13	13	0	0	0	0	73.7	73	35	35	9	2	15	1	68	2	1	.254
Bassitt,C	10	5	3.81	28	25	0	2	0	0	144.0	125	66	61	21	13	47	0	141	3	0	.229
Blackburn,P	0	2	10.64	4	1	0	1	0	0	11.0	19	14	13	3	1	4	0	8	1	0	.380
Brooks,A	2	3	5.01	15	6	0	7	0	0	50.1	49	29	28	12	4	14	0	43	1	0	.249
Buchter,R	1	1	2.98	64	0	0	7	0	0	45.1	42	16	15	8	2	23	2	50	1	0	.251
Diekmann,J	1	7	4.65	76	0	0	5	0	0	62.0	49	34	32	3	11	39	1	84	6	0	.215
(Oakland)	1	1	4.43	28	0	0	1	0	0	20.1	16	11	10	0	3	16	1	21	2	0	.222
Dull,R	0	0	12.00	7	0	0	4	0	0	9.0	19	13	12	4	1	4	0	8	1	0	.432
Estrada,M	0	2	6.85	5	5	0	0	0	0	23.2	23	19	18	7	3	8	0	11	2	0	.242
Fiers,M	15	4	3.90	33	33	1	0	1	0	184.2	166	82	80	30	9	53	0	126	13	1	.243
Hendriks,I	4	4	1.80	75	2	0	41	0	25	85.0	61	18	17	5	2	21	5	124	7	0	.201
+Luzardo,J	0	0	1.50	6	0	0	2	0	2	12.0	5	2	2	1	1	3	0	16	2	0	.119
Manaea,S	4	0	1.21	5	5	0	0	0	0	29.2	16	4	4	3	2	7	0	30	1	0	.160
Martini,N	0	0	0.00	1	0	0	1	0	0	1.0	0	0	0	0	0	2	0	1	0	0	.000
Mengden,D	5	2	4.83	13	9	0	2	0	1	59.2	59	32	32	7	0	27	0	42	1	0	.254
Montas,F	9	2	2.63	16	16	0	0	0	0	96.0	84	35	28	8	4	23	1	103	5	0	.230
Morales,K	0	0	9.00	1	0	0	1	0	0	1.0	1	1	1	0	1	2	0	0	0	0	.333
Petit,Y	5	3	2.71	80	0	0	6	0	0	83.0	57	25	25	11	0	10	0	71	2	0	.194
+Puk,A	2	0	3.18	10	0	0	0	0	0	11.1	10	4	4	1	0	5	0	13	2	0	.238
Roark,T	4	3	4.58	10	10	0	0	0	0	55.0	61	29	28	14	4	13	0	50	3	0	.279
Rodney,F	0	2	9.42	17	0	0	8	0	0	14.1	20	15	15	2	0	12	0	14	2	0	.345
Schlitter,B	0	0	3.72	6	0	0	3	0	0	9.2	12	4	4	0	0	4	0	6	1	0	.324
Soria,J	2	4	4.30	71	1	0	21	0	1	69.0	51	33	33	9	3	20	1	79	5	1	.202
Treinen,B	6	5	4.91	57	0	0	35	0	16	58.2	58	33	32	9	1	37	1	59	1	0	.257
Trivino,L	4	6	5.25	61	0	0	10	0	0	60.0	61	40	35	7	3	31	2	57	7	0	.265
Wang,W	1	0	3.33	20	0	0	5	0	0	27.0	22	1									

# FIELDING STATISTICS

PITCHER	PCT	G	GS	PO	A	E	TC	DP	TP
Anderson,B	.909	31	31	5	25	3	33	1	0
+Anderson,T	1.000	5	5	3	3	0	6	0	0
Bailey,H	1.000	13	13	7	6	0	13	0	0
Bassitt,C	1.000	28	25	5	14	0	19	3	0
Blackburn,P	1.000	4	1	1	4	0	5	0	0
Brooks,A	1.000	15	6	3	4	0	7	2	0
Buchter,R	.900	64	0	3	6	1	10	0	0
Diekman,J	1.000	28	0	1	3	0	4	1	0
Dull,R	1.000	7	0	0	2	0	2	0	0
Estrada,M	1.000	5	5	0	1	0	1	0	0
Fiers,M	.923	33	33	8	16	2	26	1	0
Hendriks,L	1.000	75	2	6	6	0	12	0	0
+Luzardo,J	1.000	6	0	0	1	0	1	0	0
Manaea,S	1.000	5	5	3	2	0	5	0	0
Martini,N	.000	1	0	0	0	0	0	0	0
Mengden,D	1.000	13	9	2	4	0	6	0	0
Montas,F	.625	16	16	2	3	3	8	0	0
Morales,K	.000	1	0	0	0	0	0	0	0
Petit,Y	1.000	80	0	13	4	0	17	1	0
+Puk,A	1.000	10	0	0	1	0	1	0	0
Roark,T	1.000	10	10	1	4	0	5	0	0
Rodney,F	1.000	17	0	1	1	0	2	1	0
Schlitter,B	1.000	6	0	0	1	0	1	0	0
Soria,J	1.000	71	1	5	5	0	10	0	0
Treinen,B	1.000	57	0	4	1	0	5	0	0
Trivino,L	.909	61	0	7	3	1	11	1	0
Wang,W	1.000	20	0	0	3	0	3	0	0
Wendelken,J	1.000	27	0	1	2	0	3	0	0

CATCHER	PCT	G	GS	PO	A	E	TC	DP	TP	PB
Garneau,D	1.000	7	5	33	4	0	37	0	0	0
Herrmann,C	.990	25	23	187	4	2	193	0	0	1
Hundley,N	1.000	30	23	167	12	0	179	0	0	0
+Murphy,S	.994	18	13	151	4	1	156	0	0	2
Phegley,J	.997	106	90	704	46	2	752	3	0	15
Taylor,B	1.000	9	8	62	3	0	65	0	0	1

FIRST BASE	PCT	G	GS	PO	A	E	TC	DP	TP
+Brown,S	1.000	4	1	21	2	0	23	4	0
Canha,M	1.000	15	11	81	4	0	85	6	0
Morales,K	.989	26	23	165	13	2	180	10	0
Olson,M	.993	127	125	1023	90	8	1121	95	0
Pinder,C	1.000	2	1	13	0	0	13	2	0
Profar,J	1.000	1	1	6	1	0	7	2	0

SECOND BASE	PCT	G	GS	PO	A	E	TC	DP	TP
Barreto,F	.935	18	13	18	40	4	62	5	0
+Joseph,C	.966	9	9	12	16	1	29	5	0
+Neuse,S	1.000	20	13	22	20	0	42	7	0
Pinder,C	.963	21	12	24	28	2	54	5	0
Profar,J	.973	124	115	221	245	13	479	63	0

THIRD BASE	PCT	G	GS	PO	A	E	TC	DP	TP
Chapman,M	.981	156	152	146	311	9	466	27	0
+Joseph,C	.000	1	0	0	0	0	0	0	0
+Neuse,S	.938	5	2	4	11	1	16	1	0
Pinder,C	.938	17	8	10	20	2	32	3	0

SHORTSTOP	PCT	G	GS	PO	A	E	TC	DP	TP
Barreto,F	.889	5	1	2	6	1	9	3	0
Pinder,C	1.000	3	0	1	2	0	3	0	0
Semien,M	.981	162	161	186	436	12	634	85	0

OUTFIELD	PCT	G	GS	PO	A	E	TC	DP	TP
+Bolt,S	1.000	4	2	10	0	0	10	0	0
+Brown,S	1.000	23	16	23	2	0	25	0	0
Canha,M	.990	90	88	199	1	2	202	0	0
Davis,K	1.000	4	4	3	0	0	3	0	0
Grossman,R	1.000	129	104	226	2	0	228	0	0
Herrmann,C	.000	3	0	0	0	0	0	0	0
Laureano,R	.977	122	115	285	10	7	302	2	0
Martini,N	1.000	3	1	5	0	0	5	0	0
Pinder,C	.992	77	61	128	4	1	133	1	0
Piscotty,S	1.000	90	90	168	2	0	170	0	0
Profar,J	1.000	8	5	8	0	0	8	0	0

## DAY-BY-DAY RESULTS

DATE	G	OPP	W-L	SCORE	REC	POS	GA/GB	LEADER AND LEAD	WINNER	LOSER	SAVE	ATT.	CUM. ATT.
3/20	1	SEA^	L	7-9	0-1	5	-1	SEA	½ Gonzales	Fiers	Strickland	45,787*	45,787
3/21	2	SEA^	L	4-5 (12)	0-2	5	-2	SEA	1 Rosscup	Buchter	Strickland	46,451*	92,238
<b>(2 dates)</b>													
3/28	3	LAA	W	4-0	1-2	3	-2	SEA/HOU	– Fiers	Cahill		22,691	114,929
3/29	4	LAA	L	2-6	1-3	4	-2	SEA	1 Robles	Soria		22,585	137,514
3/30	5	LAA	W	4-2	2-3	3	-2	SEA	1½ B.Anderson	Peña	Treinen	16,051	153,565
3/31	6	LAA	W	2-1	3-3	3	-2	SEA	1½ Montas	Skaggs	Treinen	23,265	176,830
4/1	7	BOS	W	7-0	4-3	2	-2	SEA	2 Brooks	Price		12,417	189,247
4/2	8	BOS	W	1-0	5-3	2	-2	SEA	2 Fiers	Sale	Treinen	12,721	201,968
4/3	9	BOS	L	3-6	5-4	3	-2½	SEA	2 Barnes	Rodney	Brasier	14,207	216,175
4/4	10	BOS	W	7-3	6-4	3	-2	SEA	1½ B.Anderson	Rodriguez		15,095	231,270
<b>(10 dates)</b>													
4/5	11	at HOU	L	2-3	6-5	3	-2	SEA	1½ McHugh	Montas	Osuna	43,165	43,165
4/6	12	at HOU	L	0-6	6-6	3	-3	SEA	2½ Miley	Brooks		34,487	77,652
4/7	13	at HOU	L	8-9	6-7	4	-4	SEA	3½ Osuna	Treinen		34,902	112,554
4/8	14	at BAL	L	4-12	6-8	5	-5	SEA	3½ Cashner	Estrada		6,585	119,139
4/9	15	at BAL	W	13-2	7-8	t4	-5	SEA	3½ B.Anderson	Means		7,738	126,877
4/10	16	at BAL	W	10-3	8-8	t4	-5	SEA	3½ Montas	Straily		7,974	134,851
4/11	17	at BAL	W	8-5	9-8	t3	-5	SEA	4 Brooks	Bundy	Treinen	8,374	143,225
4/12	18	at TEX	W	8-6	10-8	3	-4	SEA	3 Trivino	Martin	Treinen	24,817	168,042
4/13	at TEX		PPD, Rain			3	3½	SEA	2				
4/14	19	at TEX	L	7-8	10-9	t3	-3½	SEA	1 Springs	Soria	Leclerc	26,350	194,392
<b>(9 dates)</b>													
4/15	OFF DAY					t3	-3	SEA	½				
4/16	20	HOU	L	1-9	10-10	4	-3½	HOU	½ McHugh	Estrada		12,270	243,540
4/17	21	HOU	W	2-1	11-10	4	-2½	HOU	½ Montas	Miley	Treinen	11,323	254,863
4/18	OFF DAY					4	-2½	HOU/SEA	–				
4/19	22	TOR	L	1-5	11-11	4	-3½	HOU/SEA	– Stroman	Brooks		15,128	269,991
4/20	23	TOR	L	1-10	11-12	4	-4½	SEA	1 Gaviglio	Fiers		31,140	301,131
4/21	24	TOR	L	4-5	11-13	4	-4½	SEA	1 Hudson	B.Anderson	Giles	16,015	317,146
4/22	25	TEX	W	6-1	12-13	4	-4	SEA	1½ Bassitt	Minor		8,073	325,219
4/23	26	TEX	W	11-5	13-13	4	-3	SEA	½ Montas	Lynn		10,496	335,715
4/24	27	TEX	W	6-5	14-13	t3	-2½	HOU	½ Treinen	Martin		18,610	354,325
<b>(18 dates)</b>													
4/25	OFF DAY					3	-2½	SEA	½				
4/26	28	at TOR	L	2-4	14-14	3	-3½	SEA	1½ Giles	Petit		28,688	223,080
4/27	29	at TOR	L	1-7	14-15	4	-3½	SEA	½ Sanchez	B.Anderson		22,254	245,334
4/28	30	at TOR	L	4-5 (11)	14-16	4	-4	HOU	½ Luciano	Treinen		18,557	263,891
4/29	31	at BOS	L	4-9	14-17	4	-4	HOU/SEA	– Brasier	Montas	Barnes	30,866	294,757
4/30	32	at BOS	L	1-5	14-18	t4	-5	HOU	1 Porcello	Brooks		31,754	326,511
5/1	33	at BOS	L	3-7	14-19	5	-5	HOU	1 Walden	Fiers		33,708	360,219
5/2	OFF DAY					5	-4½	HOU	½				
5/3	34	at PIT	W	14-1	15-19	5	-4	HOU	1 B.Anderson	Musgrove		16,428	376,647
5/4	35	at PIT	L	4-6	15-20	5	-5	HOU	2 Félix	Wendelken	Vazquez	26,447	403,094
5/5	36	at PIT	L	3-5 (13)	15-21	5	-6	HOU	2 Lyons	Rodney		18,517	421,611
<b>(18 dates)</b>													
5/6	OFF DAY					5	-6½	HOU	3				
5/7	37	CIN	W	2-0	16-21	5	-5½	HOU	3 Fiers	Mahle		11,794	366,119
5/8	38	CIN	W	5-4 (13)	17-21	t4	-5½	HOU	3 Hendriks	Stephenson		9,096	375,215
5/9	39	CIN	L	0-3	17-22	5	-6½	HOU	4 Roark	Bassitt	Iglesias	19,694	394,909

REVIEW

Day-By-Day Results, continued

DATE	G	OPP	W-L	SCORE	REC	POS	GA/ GB	LEADER AND LEAD	WINNER	LOSER	SAVE	ATT.	CUM. ATT.	
5/10	40	CLE	W	4-3 (12)	18-22	5	-6%	HOU	5	Soria	Hand	36,913	431,822	
5/11	41	CLE	W	3-2	19-22	t4	-6%	HOU	5%	Treinen	Cole	18,278	450,100	
5/12	42	CLE	L	3-5	19-23	t4	-7%	HOU	6%	Rodriguez	Mengden	18,891	468,991	
<b>(24 dates)</b>														
5/13	43	at SEA	L	5-6 (10)	19-24	5	-8%	HOU	6%	Brennan	Soria	12,514	434,125	
5/14	44	at SEA	L	3-4	19-25	5	-9%	HOU	7	Leake	B.Anderson	11,363	445,488	
5/15	OFF DAY					5	-10	HOU	7%		Elias			
5/16	45	at DET	W	17-3	20-25	5	-9%	HOU	8	Bassitt	Turnbull	18,527	464,015	
5/17	46	at DET	W	7-2	21-25	5	-9%	HOU	8	Montas	Norris	18,746	482,761	
5/18	47	at DET	W	4-1	22-25	t3	-9%	HOU	8%	Mengden	Boyd	22,913	505,674	
5/19	48	at DET#	Suspended, 5-3			t4	-9	HOU	8%			15,680	521,354	
5/20	49	at CLE	W	6-4	23-25	3	-9	HOU	8%	B.Anderson	Carrasco	12,563	533,917	
5/21	50	at CLE	W	5-3	24-25	3	-9	HOU	8%	Hendriks	Bauer	13,705	547,622	
5/22	51	at CLE	W	7-2	25-25	3	-8	HOU	7%	Montas	Rodriguez	17,010	564,632	
<b>(27 dates)</b>														
5/23	OFF DAY					3	-7%	HOU	7					
5/24	52	SEA	W	6-2	26-25	3	-7%	HOU	7	Trivino	LeBlanc	12,902	481,893	
5/25	53	SEA	W	6-5	27-25	2	-7%	HOU	7%	Fiers	Kikuchi	18,975	500,868	
5/26	54	SEA	W	7-1	28-25	2	-6%	HOU	6%	B.Anderson	Leake	14,664	515,532	
5/27	55	LAA	W	8-5	29-25	2	-6%	HOU	6%	Bassitt	Cahill	20,409	535,941	
5/28	56	LAA	L	4-6	29-26	2	-7%	HOU	7%	Buttrey	Soria	13,060	549,001	
5/29	57	LAA	L	7-12 (11)	29-27	2	-7%	HOU	7%	Ramirez	Trivino	21,185	570,186	
5/30	OFF DAY					2	-7%	HOU	7%					
5/31	58	HOU	L	2-3	29-28	t2	-8%	HOU	8%	Rondon	Trivino	Osuna	14,519	584,705
6/1	59	HOU	L	1-5	29-29	3	-9%	HOU	8%	Verlander	B.Anderson	20,425	605,130	
6/2	60	HOU	L	4-6 (12)	29-30	t3	-10%	HOU	8%	James	Trivino	23,144	628,274	
<b>(33 dates)</b>														
6/3	OFF DAY					3	-11	HOU	9					
6/4	61	at LAA	W	4-2	30-30	3	-11	HOU	10	Montas	Canning	36,009	600,641	
6/5	62	at LAA	L	9-10	30-31	3	-11	HOU	9	Robles	Trivino	36,065	636,706	
6/6	63	at LAA	W	7-4	31-31	3	-11	HOU	9	Fiers	Skaggs	34,109	670,815	
6/7	64	at TEX	W	5-3	32-31	3	-11	HOU	10	Petit	Leclerc	25,120	695,935	
6/8	65	at TEX (D)	L	5-10	32-32					Springs	Blackburn	22,327	718,262	
6/8	66	at TEX (N)	L	1-3	32-33	3	-11%	HOU	8%	SAMPSON	Bassitt	39,514	757,776	
6/9	67	at TEX	W	9-8	33-33	3	-11%	HOU	9%	Montas	Smyly	20,358	778,134	
6/10	68	at TB	L	2-6	33-34	3	-12	HOU	9	Morton	T.Anderson	16,091	794,225	
6/11	69	at TB	W	4-3	34-34	3	-12	HOU	9	Fiers	Pagán	11,132	805,357	
6/12	70	at TB	W	6-2	35-34	3	-11	HOU	9	Hendriks	Kolarek	17,946	823,303	
<b>(37 dates)</b>														
6/13	OFF DAY					3	-11	HOU	9%					
6/14	71	SEA	L	2-9	35-35	3	-12	HOU	9%	Gonzales	Bassitt	21,387	649,661	
6/15	72	SEA	W	11-2	36-35	3	-12	HOU	9%	Montas	Bautista	14,846	664,507	
6/16	73	SEA	L	3-6	36-36	3	-12	HOU	9%	Leake	Trivino	Elias	30,242	694,749
6/17	74	BAL	W	3-2	37-36	3	-11	HOU	8%	Fiers	Cashner	12,345	707,094	
6/18	75	BAL	W	16-2	38-36	3	-10	HOU	8%	B.Anderson	Ynoa	14,310	721,404	
6/19	76	BAL	W	8-3	39-36	3	-9	HOU	8%	Bassitt	Rogers	15,341	736,745	
6/20	77	TB	W	5-4	40-36	3	-8	HOU	7%	Trivino	Castillo	12,351	749,096	
6/21	78	TB	L	3-5	40-37	3	-8	HOU	7%	Pruitt	T.Anderson	Pagán	16,126	765,222
6/22	79	TB	W	4-2	41-37	3	-7	HOU	6%	Petit	Castillo	Hendriks	26,623	791,845
6/23	80	TB	L	2-8	41-38	3	-8	HOU	6%	Yarbrough	B.Anderson	17,006	808,851	
<b>(43 dates)</b>														
6/24	OFF DAY					3	-8	HOU	6%					
6/25	81	at STL	W	7-3	42-38	3	-8	HOU	6%	Wendelken	Flaherty	40,556	863,859	
6/26	82	at STL	W	2-0	43-38	3	-7	HOU	5%	Mengden	Wainwright	Hendriks	44,871	908,730
6/27	83	at LAA	L	3-8	43-39	3	-7	HOU	4%	Canning	T.Anderson	40,231	948,961	
6/28	84	at LAA	W	7-2	44-39	3	-7	HOU	4%	Fiers	Ramirez	41,913	990,874	
6/29	85	at LAA	W	4-0	45-39	3	-7	HOU	5%	B.Anderson	Skaggs	41,447	1,032,321	
6/30	86	at LAA	W	12-3	46-39	3	-7	HOU	6%	Bassitt	Heaney	37,668	1,069,989	
<b>(43 dates)</b>														
7/1	OFF DAY					3	-7	HOU	6%					
7/2	87	MIN	W	8-6	47-39	2	-7	HOU	7	Mengden	Odorizzi	Hendriks	13,926	822,777
7/3	88	MIN	L	3-4 (12)	47-40	2	-8	HOU	8	Parker	Treinen	Rogers	31,570	854,347
7/4	89	MIN	W	7-2	48-40	2	-7%	HOU	7%	Wang	Berrios	20,836	875,183	
<b>(46 dates)</b>														

DATE	G	OPP	W-L	SCORE	GA/LEADER				WINNER	LOSER	SAVE	CUM.		
					REC	POS	GB	AND LEAD				ATT.	ATT.	
7/5	90	at SEA	W	5-2	49-40	2	-6%	HOU	6%	B.Anderson	Kikuchi	Hendriks	19,736	1,089,725
7/6	91	at SEA	L	3-6	49-41	2	-7%	HOU	7%	Gonzales	Bassitt	Hendriks	24,307	1,114,032
7/7	92	at SEA	W	7-4	50-41	2	-7%	HOU	7%	Mengden	Carasiti	Hendriks	25,830	1,139,862
7/8-10	ALL-STAR BREAK					2	-7%	HOU	7%					
7/11	OFF DAY					2	-7	HOU	7					
7/12	93	CWS	W	5-1	51-41	2	-6	HOU	6	Fiers	Nova	Hendriks	18,504	893,687
7/13	94	CWS	W	13-2	52-41	2	-6	HOU	6	Bassitt	Covey	Hendriks	22,222	915,909
7/14	95	CWS	W	3-2	53-41	2	-6	HOU	6	Hendriks	Fry	Hendriks	20,350	936,259
7/15	OFF DAY					2	-5%	HOU	5%					
7/16	96	SEA	W	9-2	54-41	2	-4%	HOU	4%	Mengden	Gonzales	Hendriks	18,718	954,977
7/17	97	SEA	W	10-2	55-41	2	-4%	HOU	4%	Bailey	Milone	Hendriks	19,161	974,138
7/18	98	at MIN	L	3-6	55-42	2	-5%	HOU	5%	Gibson	Petit	Rogers	28,432	1,168,294
7/19	99	at MIN	W	5-3	56-42	2	-5%	HOU	5%	Bassitt	Harper	Hendriks	31,082	1,199,376
7/20	100	at MIN	W	5-4	57-42	2	-5%	HOU	5%	Treinen	Rogers	Hendriks	32,270	1,231,646
7/21	101	at MIN	L	6-7	57-43	2	-6%	HOU	6%	Stewart	Hendriks	Hendriks	34,070	1,265,716
7/22	102	at HOU	L	1-11	57-44	2	-7%	HOU	7%	Cole	Bailey	Hendriks	41,534	1,307,250
7/23	103	at HOU	W	4-3 (11)	58-44	2	-6%	HOU	6%	Petit	McHugh	Hendriks	39,204	1,346,454
7/24	104	at HOU	L	2-4	58-45	2	-7%	HOU	7%	Verlander	Bassitt	Osuna	41,838	1,388,292
7/25	105	TEX	L	3-11	58-46	2	-8	HOU	8	Jurado	B.Anderson	Hendriks	11,854	985,992
7/26	106	TEX	L	2-5	58-47	2	-8	HOU	8	Lynn	Mengden	Martin	14,952	1,000,944
7/27	107	TEX	W	5-4	59-47	2	-8	HOU	8	Bailey	Sampson	Hendriks	36,468	1,037,412
7/28	108	TEX	W	6-5	60-47	2	-8	HOU	8	Treinen	Leclerc	Hendriks	18,906	1,056,318
7/29	OFF DAY					2	-8	HOU	8					
7/30	109	MIL	W	3-2 (10)	61-47	2	-8	HOU	8	Treinen	Hader	Hendriks	17,291	1,073,609
7/31	110	MIL	L	2-4	61-48	2	-8	HOU	8	Lyles	B.Anderson	Hader	14,864	1,088,473
8/1	111	MIL	W	5-3	62-48	2	-8	HOU	8	Treinen	Hader	Hendriks	17,029	1,105,502
8/2	OFF DAY					2	-8%	HOU	8%					
8/3	112	STL	W	8-3	63-48	2	-8%	HOU	8%	Fiers	Hudson	Hendriks	24,851	1,130,353
8/4	113	STL	W	4-2	64-48	2	-8%	HOU	8%	Roark	Wainwright	Hendriks	24,603	1,154,956
8/5	114	at CHI	L	5-6	64-49	2	-9	HOU	9	Wick	Treinen	Phelps	40,721	1,429,013
8/6	115	at CHI	W	11-4	65-49	2	-9	HOU	9	B.Anderson	Lester	Hendriks	40,627	1,469,640
8/7	116	at CHI	L	1-10	65-50	2	-10	HOU	10	Quintana	Bailey	Hendriks	41,179	1,510,819
8/8	OFF DAY					2	-10	HOU	10					

REVIEW

### A'S STARTS IN THE BATTING ORDER, 2019

PLAYER	1	2	3	4	5	6	7	8	9
Barreto	-	-	-	-	-	-	1	4	9
Bolt	-	-	-	-	-	-	-	1	1
Brown	-	-	-	-	9	7	-	1	-
Canha	-	7	-	40	37	22	3	3	-
Chapman	-	88	64	-	-	-	-	-	-
Davis	-	-	-	78	12	29	8	-	-
Garneau	-	-	-	-	-	-	-	3	2
Grossman	16	34	-	-	-	18	19	12	4
Herrmann	-	-	-	-	-	2	-	12	9
Hundley	-	-	-	-	-	-	-	1	22
Joseph	-	-	-	-	-	1	3	5	1
Laureano	1	8	-	1	26	9	29	41	-
Martini	-	2	-	-	-	-	-	-	-
Morales	-	-	-	3	18	7	-	-	-
Murphy	-	-	-	-	-	-	2	7	4
Neuse	-	-	-	-	-	-	1	9	6
Olson	-	1	73	37	7	6	1	-	-
Phegley	-	-	-	-	-	2	-	6	82
Pinder	-	4	1	-	24	16	23	14	1
Piscotty	-	-	24	3	26	26	13	-	-
Profar	-	9	-	-	3	14	55	41	4
Semien	145	9	-	-	-	3	4	1	-
Taylor	-	-	-	-	-	-	-	1	7

**Day-By-Day Results, continued**

DATE	G	OPP	W-L	SCORE	REC	POS	GA/ GB	LEADER AND LEAD	WINNER	LOSER	SAVE	ATT.	CUM. ATT.
8/9	117	at CWS	W	7-0	66-50	2	-10	HOU 10	Fiers	Detwiler		18,318	1,529,137
8/10	118	at CWS	L	2-3	66-51	2	-11	HOU 11	López	Roark	Colomé	27,026	1,556,163
8/11	119	at CWS	W	2-0	67-51	2	-10	HOU 10	Bassitt	Giolito	Hendriks	30,951	1,587,114
8/12		OFF DAY				2	-10	HOU 10					
8/13	120	at SF	L	2-3	67-52	2	-10%	HOU 10%	Bumgarner	B.Anderson	Smith	36,663	1,623,777
8/14	121	at SF	W	9-5	68-52	2	-9%	HOU 9%	Bailey	Beede	Hendriks	39,511	1,663,288 (61 dates)
8/15	122	HOU	W	7-6	69-52	2	-8%	HOU 8%	Diekman	Devenski	Hendriks	15,323	1,170,279
8/16	123	HOU	W	3-2 (13)	70-52	2	-7%	HOU 7%	Trivino	Sneed		22,768	1,193,047
8/17	124	HOU	W	8-4	71-52	2	-6%	HOU 6%	Bassitt	Armenteros		21,428	1,214,475
8/18	125	HOU	L	1-4	71-53	2	-7%	HOU 7%	Greinke	B.Anderson	Osuna	22,372	1,236,847
8/19		OFF DAY				2	-8	HOU 8					
8/20	126	NYN	W	6-2	72-53	2	-8	HOU 8	Bailey	German		21,471	1,258,318
8/21	127	NYN	W	6-4	73-53	2	-7	HOU 7	Fiers	Happ	Hendriks	22,017	1,280,335
8/22	128	NYN	W	5-3	74-53	2	-7	HOU 7	Roark	Tanaka	Soria	24,758	1,305,093
8/23		OFF DAY				2	-7%	HOU 7%					
8/24	129	SF	L	5-10	74-54	2	-8%	HOU 8%	Coonrod	Petit		*53,367	1,358,460
8/25	130	SF	L	4-5	74-55	2	-9%	HOU 9%	Coonrod	Diekman	Smith	*47,321	1,405,781 (69 dates)
8/26	131	at KC	W	19-4	75-55	2	-9	HOU 9	Bailey	Keller		13,595	1,676,883
8/27	132	at KC	W	2-1	76-55	2	-9	HOU 9	Fiers	Montgomery	Hendriks	13,669	1,690,552
8/28	133	at KC	L	4-6	76-56	2	-10	HOU 10	Hill	Treinen	Kennedy	15,049	1,705,601
8/29	134	at KC	W	9-8	77-56	2	-9	HOU 9	Petit	Sparkman	Hendriks	13,844	1,719,445
8/30	135	at NYY	W	8-2	78-56	2	-9	HOU 9	B.Anderson	Kahnle		47,265	1,766,710
8/31	136	at NYY	L	3-4 (11)	78-57	2	-9	HOU 9	Garrin	Trivino		44,462	1,811,172
9/1	137	at NYY	L	4-5	78-58	2	-10	HOU 10	Ottavino	Hendriks		42,860	1,854,032 (68 dates)
9/2		OFF DAY				2	-10%	HOU 10%					
9/3	138	LAA	W	7-5	79-58	2	-9%	HOU 9%	Petit	Ramírez	Hendriks	14,031	1,419,812
9/4	139	LAA	W	4-0	80-58	2	-9	HOU 9	Roark	Sandoval		12,597	1,432,409
9/5	140	LAA	W	10-6	81-58	2	-9	HOU 9	Puk	Buttrey		14,013	1,446,422
9/6		at DET#		7-3	82-58				Fiers	Reininger			
	141	DET	L	4-5 (11)	82-59	2	-9%	HOU 9%	Schrieber	Blackburn	Jimenez	16,080	1,462,502
9/7	142	DET	W	10-2	83-59	2	-9%	HOU 9%	Bassitt	Zimmermann		32,623	1,495,125
9/8	143	DET	W	3-1	84-59	2	-9%	HOU 9%	Manaea	Norris	Hendriks	24,550	1,519,675 (75 dates)
9/9	144	at HOU	L	0-15	84-60	2	-10%	HOU 10%	Greinke	Fiers		38,289	1,892,321
9/10	145	at HOU	W	21-7	85-60	2	-9%	HOU 9%	Roark	Miley	Mengden	32,100	1,924,421
9/11	146	at HOU	W	5-3	86-60	2	-8%	HOU 8%	B.Anderson	James	Hendriks	32,938	1,957,359
9/12	147	at HOU	W	3-2	87-60	2	-7%	HOU 7%	Bailey	Verlander	Hendriks	34,024	1,991,383
9/13	148	at TEX	W	14-9	88-60	2	-7%	HOU 7%	Wendelken	Gibaut		27,813	2,019,196
9/14	149	at TEX	W	8-6	89-60	2	-7%	HOU 7%	Buchter	Minor	Hendriks	31,928	2,051,124
9/15	150	at TEX	W	6-1	90-60	2	-7%	HOU 7%	Manaea	Hernandez	Luzardo	26,064	2,077,188 (75 dates)
9/16	151	KC	L	5-6	90-61	2	-8	HOU 8	McCarthy	Hendriks	Kennedy	12,902	1,532,577
9/17	152	KC	W	2-1	91-61	2	-8	HOU 8	Puk	López	Hendriks	14,992	1,547,569
9/18	153	KC	W	1-0 (11)	92-61	2	-8	HOU 8	Wendelken	Hahn		16,714	1,564,283
9/19		OFF DAY				2	-8	HOU 8					
9/20	154	TEX	W	8-0	93-61	2	-8	HOU 8	Fiers	Minor		29,579	1,593,862
9/21	155	TEX	W	12-3	94-61	2	-7	HOU 7	Manaea	Burke		29,896	1,623,758
9/22	156	TEX	L	3-8	94-62	2	-8	HOU 8	Lynn	Roark		38,453	1,662,211 (81 dates)
9/23		OFF DAY				2	-8	HOU 8					
9/24	157	at LAA	L	2-3	94-63	2	-9	HOU 9	Peters	Bailey	Robles	34,505	2,111,693
9/25	158	at LAA	W	3-2	95-63	2	-9	HOU 9	Soria	Robles	Hendriks	36,865	2,148,558
9/26	159	at SEA	W	3-1	96-63	2	-8	HOU 8	Manaea	Hernández	Hendriks	20,921	2,169,479
9/27	160	at SEA	L	3-4	96-64	2	-9	HOU 9	Warren	Hendriks		24,092	2,193,571
9/28	161	at SEA	W	1-0	97-64	2	-9	HOU 9	B.Anderson	Gonzalez	Luzardo	26,401	2,219,972
9/29	162	at SEA	L	1-3	97-65	2	-10	HOU 10	McClain	Roark	Bass	16,851	2,236,823 (81 dates)

# indicates game at Tokyo. \* indicates sellout. CAPS indicates complete game.

^ May 19 game suspended in bottom of the seventh with the A's leading 5-3...completed on Sept. 6. Record, Position and Games Ahead/Behind reflect marks in real time (i.e. suspended game not added until it was completed).

# WILD CARD STATISTICS

+ = ROOKIE

PLAYER	AVG	G	AB	R	H	TB	2B	3B	HR	RBI	SH	SF	HP	BB	IBB	SO	SB	CS	GI			E	SLG	OBP
																			DP	DP	DP			
Barreto,F	.000	0	0	0	0	0	0	0	0	0	0	0	0	0	0	0	0	0	0	0	0	0	.000	.000
+Brown,S	.000	1	1	0	0	0	0	0	0	0	0	0	0	0	0	0	0	0	0	0	0	0	.000	.000
Canha,M	.000	1	3	0	0	0	0	0	0	0	0	0	0	1	0	2	0	0	0	0	0	0	.000	.250
Chapman,M	.333	1	3	0	1	1	0	0	0	0	0	0	0	1	0	0	0	0	0	0	0	0	.333	.500
Davis,K	.000	1	4	0	0	0	0	0	0	0	0	0	0	0	0	3	0	0	0	0	0	0	.000	.000
Grossman,R	.500	1	4	0	2	2	0	0	0	0	0	0	0	0	0	1	0	0	0	0	0	0	.500	.500
Laureano,R	.333	1	3	0	1	1	0	0	0	1	0	1	0	0	0	1	0	0	0	0	0	0	.333	.250
+Murphy,S	.000	1	1	0	0	0	0	0	0	0	0	0	0	0	0	0	0	0	0	1	0	0	.000	.000
+Neuse,S	.000	0	0	0	0	0	0	0	0	0	0	0	0	0	0	0	0	0	0	0	0	0	.000	.000
Olson,M	.333	1	3	0	1	1	0	0	0	0	0	0	0	1	0	1	0	0	1	0	0	1	.333	.500
Phegley,J	.000	1	2	0	0	0	0	0	0	0	0	0	0	0	0	1	0	0	0	0	0	0	.000	.000
Pinder,C	.000	0	0	0	0	0	0	0	0	0	0	0	0	0	0	0	0	0	0	0	0	0	.000	.000
Profar,J	.500	1	4	0	2	2	0	0	0	0	0	0	0	0	0	1	0	0	0	0	0	0	.500	.500
Semien,M	.200	1	5	1	1	1	0	0	0	0	0	0	0	0	0	2	0	0	0	0	0	0	.200	.200
<b>OAKLAND</b>	<b>.242</b>	<b>1</b>	<b>33</b>	<b>1</b>	<b>8</b>	<b>8</b>	<b>0</b>	<b>0</b>	<b>1</b>	<b>0</b>	<b>1</b>	<b>0</b>	<b>3</b>	<b>0</b>	<b>12</b>	<b>0</b>	<b>0</b>	<b>2</b>	<b>0</b>	<b>2</b>	<b>0</b>	<b>.242</b>	<b>.297</b>	
<b>OPPONENTS</b>	<b>.206</b>	<b>1</b>	<b>34</b>	<b>5</b>	<b>7</b>	<b>19</b>	<b>0</b>	<b>0</b>	<b>4</b>	<b>5</b>	<b>0</b>	<b>0</b>	<b>2</b>	<b>0</b>	<b>12</b>	<b>1</b>	<b>0</b>	<b>0</b>	<b>1</b>	<b>0</b>	<b>0</b>	<b>.559</b>	<b>.250</b>	

PITCHER	W	L	ERA	G	GS	CG	GF	SHO	SV	IP	H	R	ER	HR	HB	BB	IBB	SO	WP	BK	AVG	
Bassitt,C	0	0	---	0	0	0	0	0	0	0.0	0	0	0	0	0	0	0	0	0	0	0	.000
Buchter,R	0	0	---	0	0	0	0	0	0	0.0	0	0	0	0	0	0	0	0	0	0	0	.000
Diekman,J	0	0	0.00	1	0	0	0	0	0	0.1	0	0	0	0	0	0	0	0	0	0	0	.000
Fiers,M	0	0	---	0	0	0	0	0	0	0.0	0	0	0	0	0	0	0	0	0	0	0	.000
Hendriks,L	0	0	0.00	1	0	0	1	0	0	1.0	0	0	0	0	0	0	0	1	0	0	0	.000
+Luzardo,J	0	0	0.00	1	0	0	0	0	0	3.0	1	0	0	0	0	2	0	4	0	0	0	.100
Manaea,S	0	1	18.00	1	1	0	0	0	0	2.0	4	4	4	3	0	0	0	5	0	0	0	.400
Petit,Y	0	0	3.38	1	0	0	0	0	0	2.2	2	1	1	1	0	0	0	2	0	0	0	.200
+Puk,A	0	0	---	0	0	0	0	0	0	0.0	0	0	0	0	0	0	0	0	0	0	0	.000
Soria,J	0	0	---	0	0	0	0	0	0	0.0	0	0	0	0	0	0	0	0	0	0	0	.000
Wendelken,J	0	0	---	0	0	0	0	0	0	0.0	0	0	0	0	0	0	0	0	0	0	0	.000
<b>OAKLAND</b>	<b>0</b>	<b>1</b>	<b>5.00</b>	<b>1</b>	<b>1</b>	<b>0</b>	<b>1</b>	<b>0</b>	<b>0</b>	<b>9.0</b>	<b>7</b>	<b>5</b>	<b>5</b>	<b>4</b>	<b>0</b>	<b>2</b>	<b>0</b>	<b>12</b>	<b>0</b>	<b>0</b>	<b>.206</b>	
<b>OPPONENTS</b>	<b>1</b>	<b>0</b>	<b>0.00</b>	<b>1</b>	<b>1</b>	<b>0</b>	<b>1</b>	<b>0</b>	<b>0</b>	<b>9.0</b>	<b>8</b>	<b>1</b>	<b>0</b>	<b>0</b>	<b>0</b>	<b>3</b>	<b>0</b>	<b>12</b>	<b>0</b>	<b>0</b>	<b>.242</b>	

# WILD CARD RESULTS

DATE	G	OPP	W-L	SCORE	REC	WINNER	LOSER	SAVE	ATT.
10/2	1	TB	L	1-5	0-1	Morton	Manaea		54,005

## A'S 2019 AT A GLANCE

Season High .....+33 (3 times, last: 97-64 on 9/28)	First Game of Series.....31-22	More HR Than Opp.....60-15
Season Low .....15-21/19-25 (May 5/14)	Last Game of Series.....31-22	Fewer HR Than Opp.....12-38
March .....3-3	A's Score First .....65-31	Same Total HR of Opp.....25-12
April.....11-15	Opponent Scores First .....32-34	Starter Pitches 7 or More.....16-4
May .....16-10	Leading After 7th.....83-11	Starter Pitches Less Than 7 .....81-61
June .....17-11	Leading After 8th.....85-4	When Scoring 4 or More.....78-23
July .....15-9	Tied After 7th.....10-7	When Scoring Less Than 4.....19-42
August.....17-9	Tied After 8th.....8-14	Last At Bat .....16-19
September.....18-8	Trailing After 7th.....4-47	Replay Challenges .....13-20
Home Series.....18-6-3	Trailing After 8th.....4-47	Different Lineups .....138
Road Series.....12-8-6	Commit No Errors.....65-37	
Series Sweeps.....12-8	Commit 1 or More Errors.....32-28	

# WILD CARD DAY-BY-DAY

DATE	POS	GB	WC1	WC2	DATE	POS	GB	WC1	WC2	DATE	POS	GB	WC1	WC2
7/8-10	3	-1½	TB	CLE	8/8	3	-½	CLE	TB	9/6	2	+½	TB	OAK
7/11	3	-1½	TB	CLE	8/9	3	-½	CLEorMIN	TB	9/7	2	+1½	TB	OAK
7/12	3	-½	TB	CLE	8/10	3	-1½	CLE	TB	9/8	2	+1½	TB	OAK
7/13	2	+½	TB	OAK	8/11	3	-1½	CLEorMIN	TB	9/9	2	+½	TB	OAK
7/14	2	+½	TB	OAK	8/12	3	-2	MIN	TB	9/10	2	+½	TB	OAK
7/15	t2	-	TB	OAK/CLE	8/13	3	-3	CLE	TB	9/11	2	+½	TB	OAK
7/16	t2	-	TB	OAK/CLE	8/14	3	-2	CLE	TB	9/12	1	+1	OAK	TB
7/17	t2	-	TB	OAK/CLE	8/15	3	-1½	CLE	TB	9/13	1	+1½	OAK	TB
7/18	t2	-	CLE	OAK/TB	8/16	3	-½	CLE	TB	9/14	1	+3	OAK	TB
7/19	2	+1	CLE	OAK	8/17	3	-½	CLE	TB	9/15	1	+3	OAK	TB
7/20	t1	+2	OAK/CLE	-	8/18	3	-1½	CLE	TB	9/16	1	+2½	OAK	TB
7/21	2	+1	CLE	OAK	8/19	3	-1	CLE	TB	9/17	1	+2½	OAK	TB
7/22	2	+1	CLE	OAK	8/20	t2	-	CLE	OAK/TB	9/18	1	+2½	OAK	TB
7/23	2	+2	CLE	OAK	8/21	t2	-	CLE	OAK/TB	9/19	1	+2	OAK	TB/CLE
7/24	2	+1	CLE	OAK	8/22	t1	+½	OAK/TB	-	9/20	1	+2	OAK	TB/CLE
7/25	2	+½	CLE	OAK	8/23	t2	-	TB	OAK/CLE	9/21	1	+3	OAK	TB
7/26	t3	-½	CLE	TB	8/24	3	-½	CLE	TB	9/22	1	+2	OAK	TB/CLE
7/27	t2	-	CLE	BOS/OAK	8/25	3	-½	CLE	TB	9/23	1	+2	OAK	TB
7/28	2	+½	CLE	OAK	8/26	t2	-	CLE	OAK/TB	9/24	1	+1	OAK	TB
7/29	2	+½	CLE	OAK	8/27	2	+1	CLE	OAK	9/25	1	+2	OAK	TB
7/30	2	+½	CLE	OAK	8/28	2	+1	CLE	OAK	9/26	1	+3	OAK	TB
7/31	3	-½	CLE	TB	8/29	2	+1	CLE	OAK	9/27	t1	+3	OAK/TB	-
8/1	3	-½	CLE	TB	8/30	2	+1	CLE	OAK	9/28	1	+4	OAK	TB
8/2	3	-½	CLE	TB	8/31	t2	-	CLE	OAK/TB	9/29	1	+4	OAK	TB
8/3	3	-½	CLE	TB	9/1	3	-½	TB	CLE					
8/4	3	-½	CLE	TB	9/2	3	-1	TB	CLE					
8/5	3	-½	CLE	TB	9/3	t2	-	TB	OAK/CLE					
8/6	3	-½	CLE	TB	9/4	t2	-	TB	OAK/CLE					
8/7	3	-½	CLE	TB	9/5	2	+1	TB	OAK					

POS indicates A's rank among all non-division leaders. GB indicates A's games behind second wild card team or games ahead of third best non-division leader.

# MISCELLANEOUS STATS

## Multiple Hit Games

PLAYER	2	3	4	5	TOT
Anderson, B	2	0	0	0	2
Bailey	1	0	0	0	1
Brown	4	1	1	0	6
Canha	26	4	0	0	30
Chapman	34	9	0	0	43
Davis	20	5	0	0	25
Garneau	1	0	0	0	1
Grossman	12	5	1	0	18
Herrmann	2	0	1	0	3
Hundley	1	1	0	0	2
Joseph	1	0	0	0	1
Laureano	29	5	2	0	36
Morales	3	1	0	0	4
Murphy	1	2	0	0	3
Neuse	1	1	1	0	3
Olson	29	4	1	0	34
Phegley	13	1	3	0	17
Pinder	15	3	0	0	18
Piscotty	22	1	2	0	25
Profar	16	6	1	0	23
Semien	41	10	2	0	53

## Multiple RBI Games

PLAYER	2	3	4	5	6	TOT
Barreto	0	1	0	0	0	1
Brown	3	1	0	0	0	4
Canha	14	2	0	0	0	16
Chapman	14	6	0	1	1	22
Davis	14	4	2	0	0	20
Garneau	2	1	0	0	0	3
Grossman	8	2	0	0	0	10
Herrmann	0	0	1	0	0	1
Hundley	2	0	0	0	0	2
Joseph	1	0	0	0	0	1
Laureano	11	2	1	1	0	15
Martini	1	0	0	0	0	1
Murphy	0	0	1	0	0	1
Neuse	2	1	0	0	0	3
Olson	19	4	2	1	0	26
Phegley	9	5	1	0	1	16
Pinder	6	6	0	0	0	12
Piscotty	3	3	1	1	0	8
Profar	9	3	3	1	0	16
Semien	12	5	2	1	1	21

## Game Tying/Go Ahead RBI

PLAYER	GT	GA	TOT
Brown	0	3	3
Canha	3	14	17
Chapman	8	23	31
Davis	7	20	27
Garneau	1	1	2
Grossman	4	4	8
Herrmann	2	1	3
Hundley	0	2	2
Joseph	1	0	1
Laureano	5	21	26
Morales	2	1	3
Murphy	1	0	1
Neuse	0	1	1
Olson	9	26	35
Phegley	2	8	10
Pinder	3	9	12
Piscotty	3	9	12
Profar	4	17	21
Semien	3	15	18
Taylor	0	2	2



# CLUB STATISTICS

	Home		Road		Totals			Home		Road		Totals	
	W	L	W	L	W	L		W	L	W	L	W	L
<b>AL West</b>													
vs. Houston	4	5	4	6	8	11	Shutouts	7	1	5	2	12	3
vs. Los Angeles	7	3	6	3	13	6	Sho - Individual	1	0	0	0	1	0
vs. Seattle	6	4	4	5	10	9	Extra Innings	5	5	1	4	6	9
vs. Texas	7	3	6	3	13	6	One-Run Decisions	18	7	9	15	27	22
<b>Totals vs. West</b>	<b>24</b>	<b>15</b>	<b>20</b>	<b>17</b>	<b>44</b>	<b>32</b>	Two-Run Decisions	10	6	11	7	21	13
							vs. LH Starters	15	4	20	10	35	14
							vs. RH Starters	37	25	25	26	62	51
<b>AL Central</b>	<b>W</b>	<b>L</b>	<b>W</b>	<b>L</b>	<b>W</b>	<b>L</b>	Grass Fields	52	29	43	32	95	61
vs. Cleveland	2	1	3	0	5	1	Artificial Fields	0	0	2	4	2	4
vs. Chicago	3	0	2	1	5	1	Day Games	21	11	14	13	35	24
vs. Detroit	2	1	4	0	6	1	Night Games	31	18	31	23	62	41
vs. Kansas City	2	1	3	1	5	2							
vs. Minnesota	2	1	2	2	4	3							
<b>Totals vs. Central</b>	<b>11</b>	<b>4</b>	<b>14</b>	<b>4</b>	<b>25</b>	<b>8</b>							
<b>AL East</b>	<b>W</b>	<b>L</b>	<b>W</b>	<b>L</b>	<b>W</b>	<b>L</b>							
vs. Baltimore	3	0	3	1	6	1	Double Plays			123		156	
vs. Boston	3	1	0	3	3	4	Triple Plays			0		0	
vs. New York	3	0	1	2	4	2	Left on Base			1081		1078	
vs. Tampa Bay	2	2	2	1	4	3	Grand Slams			4		4	
vs. Toronto	0	3	0	3	0	6	Home Runs - Home			122		89	
<b>Totals vs. East</b>	<b>11</b>	<b>6</b>	<b>6</b>	<b>10</b>	<b>17</b>	<b>16</b>	Home Runs - Road			135		112	
<b>Totals vs. A.L.</b>	<b>46</b>	<b>25</b>	<b>40</b>	<b>31</b>	<b>86</b>	<b>56</b>							
<b>NL</b>	<b>W</b>	<b>L</b>	<b>W</b>	<b>L</b>	<b>W</b>	<b>L</b>							
vs. Chicago	0	0	1	2	1	2							
vs. Cincinnati	2	1	0	0	2	1							
vs. Milwaukee	2	1	0	0	2	1							
vs. Pittsburgh	0	0	1	2	1	2							
vs. San Francisco	0	2	1	1	1	3							
vs. St. Louis	2	0	2	0	4	0							
<b>Totals vs. N.L.</b>	<b>6</b>	<b>4</b>	<b>5</b>	<b>5</b>	<b>11</b>	<b>9</b>							
<b>Overall Totals</b>	<b>52</b>	<b>29</b>	<b>45</b>	<b>36</b>	<b>97</b>	<b>65</b>							

REVIEW

# HIGHS AND LOWS

## CLUB

Longest Winning Streak.....	11, May 16 to 27
Longest Winning Streak, Home.....	6, August 1 to 17
	6, July 4 to 17
Longest Winning Streak, Road.....	8, May 16 to June 4
Longest Losing Streak.....	6, April 26 to May 1
Longest Losing Streak, Home.....	6, May 28 to June 14
Longest Losing Streak, Road.....	7, April 14 to May 1
Most Runs, Game, A's.....	21, September 10 at Houston
Most Runs, Game, Opponents.....	15, September 9 at Houston
Most Runs, Inning, A's.....	10, June 18 vs. Baltimore (6th)
Most Runs, Inning, Opponents.....	8, August 24 vs. San Francisco (8th)
Largest Margin, Victory.....	15, August 26 at Kansas City (19-4)
Largest Margin, Loss.....	15, September 9 at Houston (0-15)
Most Hits, Game, A's.....	25, September 10 at Houston
Most Hits, Game, Opponents.....	17, September 9 at Houston
Most Hits, Inning, A's.....	8, June 18 vs. Baltimore (6th)
	8, September 10 at Houston (1st)
Most Hits, Inning, Opponents.....	7 (four times), last: August 24 vs. San Francisco (8th)
Most Home Runs, Game, A's.....	6, September 10 at Houston
	6, July 17 vs. Seattle
	6, June 18 vs. Baltimore
Most Home Runs, Game, Opponents.....	7, September 9 at Houston
Most Doubles, Game, A's.....	7, September 22 vs. Texas
	7, June 19 vs. Baltimore

## Highs and Lows, continued

Most Doubles, Game, Opponents	4 (nine times), last: September 24 at Los Angeles-AL
Most Triples, Game, A's	2, September 3 vs. Los Angeles-AL
Most Triples, Game, Opponents	2, May 4 at Pittsburgh
Most Stolen Bases, Game, A's	3, April 8 at Baltimore
Most Stolen Bases, Game, Opponents	2 (five times), last: August 1 vs. Milwaukee
Most Strikeouts, A's Pitchers	4, June 2 vs. Houston
Most Strikeouts, Opponents Pitchers	19, September 18 vs. Kansas City
Most Walks, A's Pitchers	19, September 7 vs. Detroit
Most Walks, Opponents Pitchers	19, August 16 vs. Houston
Fewest Hits Allowed, A's Pitchers	9, May 29 vs. Los Angeles-AL
Fewest Hits Allowed, Opponents Pitchers	10, August 31 at New York-AL
Most Left on Base, Nine Inning Game	0, May 7 vs. Cincinnati
Most Left on Base, Extra Inning Game	2, July 22 at Houston
Fewest Left on Base, Game	13, August 10 at Chicago (AL)
Most Errors, Game	15, August 31 at New York-AL (11)
Largest Comeback in Win	2, August 15 vs. Houston
Largest Lead Surrendered in Loss	2, June 27 at Los Angeles (AL)
	2 (20 times), last: September 14 at Texas
	5, September 5 vs. Los Angeles-AL
	5, April 12 at Texas
	6, June 5 at Los Angeles-AL

## INDIVIDUAL

Grand Slams	Marcus Semien, July 4 vs. Minnesota (Mike Morin)
	Chris Herrmann, July 2 vs. Minnesota (Jake Odorizzi)
	Ramón Laureano, June 12 at Tampa Bay (Colin Poche)
	Jurickson Profar, May 16 at Detroit (Spencer Turnbull)
Pinch Hit Home Runs	Nick Martini, August 5 at Chicago-NL (Steve Cishek)
	Chad Pinder, August 3 vs. St. Louis (Tyler Webb)
	Chad Pinder, June 18 vs. Baltimore (Dan Straily)
	Mark Canha, May 21 at Cleveland (Trevor Bauer)
	Robbie Grossman, April 26 at Toronto (Joe Biagini)
Lead Off Home Runs	Marcus Semien, September 27 at Seattle (Justus Sheffield)
	Marcus Semien, August 28 at Kansas City (Jake Junis)
	Marcus Semien, July 19 at Minnesota (Jake Odorizzi)
	Marcus Semien, May 28 vs. Los Angeles-AL (Cam Bedrosian)
Inside-The-Park Home Runs	None
Game Ending Home Runs	Matt Olson, July 30 vs. Milwaukee (Josh Hader)
	Matt Chapman, June 20 vs. Tampa Bay (Diego Castillo)
	Matt Chapman, May 10 vs. Cleveland (Brad Hand)
	Stephen Piscotty, May 8 vs. Cincinnati (Robert Stephenson)
Back-to-Back Home Runs	Matt Olson and Mark Canha, August 20 vs. New York-AL (1st)
	Matt Chapman and Matt Olson, August 15 vs. Houston (6th)
	Nick Martini and Marcus Semien, August 5 at Chicago-NL (8th)
	Mark Canha and Ramón Laureano, July 20 at Minnesota (7th)
	Matt Chapman and Matt Olson, July 16 vs. Seattle (5th)
	Ramón Laureano and Jurickson Profar, July 12 vs. Chicago-AL (2nd)
	Chad Pinder and Marcus Semien, June 25 at St. Louis (5th)
	Matt Olson and Khris Davis, June 11 at Tampa Bay (6th)
	Matt Olson and Mark Canha, May 24 vs. Seattle (4th)
	Khris Davis and Kendrys Morales, April 11 at Baltimore (6th)
	Matt Chapman and Khris Davis, April 10 at Baltimore (7th)
Longest Hitting Streak	17, Marcus Semien, June 4 to 20
Most Runs, Game	4, Sean Murphy, September 13 at Texas
Most Hits, Game	4 (15 times), last: Sheldon Neuse, September 13 at Texas
Most Doubles, Game	3, Sean Murphy, September 13 at Texas
Most Triples, Game	2, Seth Brown, September 3 vs. Los Angeles-AL
Most Home Runs, Game	2 (16 times), last: Khris Davis, September 13 at Texas
Most Runs Batted In, Game	8, Josh Phegley, May 3 at Pittsburgh
Most Walks, Game	3 (eight times), last: Marcus Semien, September 21 vs. Texas
Most Strikeouts, Game	4 (12 times), last: Seth Brown, September 22 vs. Texas
Most Stolen Bases, Game	2, Mark Canha, August 1 vs. Milwaukee
	2, Robbie Grossman, July 30 vs. Milwaukee
	2, Ramón Laureano, June 12 at Tampa Bay

Longest Winning Streak.....	12, Mike Fiers, May 7 to August 27
Longest Losing Streak.....	5, Lou Trivino, May 29 to June 16
Most Strikeouts, Game .....	11, Homer Bailey, September 18 vs. Kansas City
.....	11, Chris Bassitt, September 7 vs. Detroit
Most Walks, Game .....	6, Chris Bassitt, May 21 at Cleveland
Most Innings, Game, Starter .....	9.0, Mike Fiers, May 7 vs. Cincinnati
Most Innings, Game, Reliever.....	5.0, Paul Blackburn, September 9 at Houston
Low Hit Complete Game .....	0, Mike Fiers, May 7 vs. Cincinnati
Most Consecutive Scoreless Innings.....	20.2, Liam Hendriks, June 6 to July 20
Most Consecutive Batters Retired.....	18, Marco Estrada, March 21 to 29

## GENERAL

Longest Game, Innings .....	13, August 16 vs. Houston
.....	13, May 8 vs. Cincinnati
.....	13, May 5 at Pittsburgh
Longest Game, Time, Nine Innings.....	4:13, June 5 at Los Angeles-AL
Longest Game, Time, Extra Innings.....	4:40, July 3 vs. Minnesota (12)
Shortest Game, Time.....	2:14, September 8 vs. Detroit
Largest Crowd, Home.....	53,367, August 24 vs. San Francisco
Smallest Crowd, Home .....	8,073, April 22 vs. Texas
Largest Crowd, Road.....	47,265, August 30 at New York-AL
Smallest Crowd, Road.....	6,585, April 8 at Baltimore
Postponement, Rain, Home.....	None
Postponement, Rain, Road.....	1, April 13 at Texas

## BATTING WITH RISP

PLAYER	AVG	AB	H	2B	3B	HR	TOT RBI	SP RBI	MISP	MOB	BB	IBB	SO	SH	SF	GDP
Anderson,B	.667	3	2	0	0	0	0	0	3	4	0	0	0	0	0	0
Bailey,H	1.000	1	1	0	0	0	1	1	1	1	0	0	0	0	0	0
Barreto,F	.118	17	2	0	0	1	4	2	20	28	0	0	9	0	0	0
Bolt,S	.000	2	0	0	0	0	0	0	3	4	1	0	1	0	0	0
Brown,S	.300	30	9	3	1	0	11	10	40	58	2	0	10	0	0	0
Canha,M	.221	95	21	4	1	1	26	25	137	204	18	1	35	0	2	6
Chapman,M	.296	108	32	9	0	9	54	42	152	208	19	0	23	0	3	2
Davis,K	.252	135	34	5	0	5	48	39	175	257	16	3	43	0	2	5
Garneau,D	.750	4	3	2	0	1	7	5	6	7	0	0	0	0	0	0
Grossman,R	.259	81	21	5	1	0	27	25	110	152	15	2	14	0	2	2
Herrmann,C	.211	19	4	0	0	1	7	5	26	38	1	0	6	0	0	1
Hundley,N	.100	20	2	1	0	0	2	2	25	37	1	0	6	0	0	4
Joseph,C	.100	10	1	1	0	0	4	4	15	19	2	0	1	0	1	0
Laureano,R	.235	102	24	4	0	4	44	36	146	212	7	0	34	0	8	2
Martini,N	.250	4	1	0	0	1	2	1	4	4	0	0	0	0	0	0
Mengden,D	.000	1	0	0	0	0	0	0	2	3	0	0	1	0	0	0
Morales,K	.222	18	4	0	0	0	5	5	26	38	4	0	3	0	1	1
Murphy,S	.188	16	3	0	0	0	3	3	21	28	0	0	4	0	0	0
Neuse,S	.267	15	4	1	0	0	7	7	20	28	0	0	5	0	1	2
Olson,M	.250	108	27	6	0	7	48	34	151	216	18	7	28	0	1	3
Petit,Y	.000	1	0	0	0	0	0	0	2	3	0	0	0	0	0	1
Phegley,J	.258	89	23	8	0	1	42	35	119	167	5	0	17	2	5	4
Pinder,C	.250	80	20	5	0	5	34	24	111	169	6	0	22	1	3	6
Piscotty,S	.247	77	19	5	0	3	32	25	111	158	7	0	18	1	3	5
Profar,J	.228	114	26	7	0	3	43	39	158	231	12	2	19	0	3	3
Semien,M	.327	104	34	6	3	9	58	41	147	201	23	2	15	0	1	3
Taylor,B	.000	6	0	0	0	0	0	0	8	12	2	0	3	0	0	0
<b>ATHLETICS</b>	<b>.252</b>	<b>1260</b>	<b>317</b>	<b>72</b>	<b>6</b>	<b>51</b>	<b>509</b>	<b>410</b>	<b>1739</b>	<b>2487</b>	<b>159</b>	<b>17</b>	<b>317</b>	<b>4</b>	<b>36</b>	<b>50</b>

## BATTING WITH THE BASES LOADED

PLAYER	AVG	AB	H	2B	3B	HR	TOT		SP		MOB	BB	IBB	SO	SH	SF	GIDP
							RBI	HR	RBI	MISP							
Barreto,F	.000	2	0	0	0	0	0	0	4	6	0	0	1	0	0	0	0
Brown,S	.000	3	0	0	0	0	1	1	6	9	0	0	1	0	0	0	0
Canha,M	.273	11	3	0	0	0	8	8	26	39	2	0	5	0	0	2	0
Chapman,M	.500	6	3	1	0	0	10	9	18	27	2	0	1	0	0	0	0
Davis,K	.077	13	1	0	0	0	4	4	28	42	1	0	8	0	0	0	0
Grossman,R	.500	6	3	0	0	0	6	6	14	21	0	0	0	0	1	1	1
Herrmann,C	.250	4	1	0	0	1	4	2	8	12	0	0	1	0	0	0	0
Hundley,N	.333	3	1	0	0	0	1	1	6	9	0	0	0	0	0	0	1
Joseph,C	.000	0	0	0	0	0	1	1	2	3	1	0	0	0	0	0	0
Laureano,R	.333	12	4	0	0	1	13	11	32	48	0	0	6	0	2	0	0
Mengden,D	.000	1	0	0	0	0	0	0	2	3	0	0	1	0	0	0	0
Morales,K	.000	2	0	0	0	0	1	1	6	9	0	0	0	0	1	1	1
Murphy,S	.500	2	1	0	0	0	1	1	4	6	0	0	1	0	0	0	0
Neuse,S	.500	2	1	1	0	0	3	3	6	9	0	0	1	0	1	0	0
Olson,M	.250	12	3	0	0	0	7	7	24	36	0	0	5	0	0	0	0
Petit,Y	.000	1	0	0	0	0	0	0	2	3	0	0	0	0	0	0	1
Phegley,J	.600	5	3	3	0	0	11	9	16	24	2	0	0	0	1	0	0
Pinder,C	.000	13	0	0	0	0	1	1	28	42	1	0	5	0	0	1	0
Piscotty,S	.222	9	2	0	0	0	3	3	18	27	0	0	1	0	0	0	1
Profar,J	.429	14	6	0	0	1	17	15	34	51	2	0	0	0	0	0	0
Semien,M	.400	5	2	0	1	1	9	6	14	21	2	0	0	0	0	0	0
<b>ATHLETICS</b>	<b>.270</b>	<b>126</b>	<b>34</b>	<b>5</b>	<b>1</b>	<b>4</b>	<b>101</b>	<b>89</b>	<b>298</b>	<b>447</b>	<b>13</b>	<b>0</b>	<b>37</b>	<b>0</b>	<b>6</b>	<b>6</b>	<b>8</b>

## DESIGNATED HITTING STATISTICS

BATTER	AVG	G	AB	R	H	TB	2B	3B	HR	RBI	SH	SF	HP	BB	IBB	SO	SB	CS	DP	SLG	OBP
Canha,M	.267	16	45	12	12	32	2	0	6	10	0	0	7	8	0	12	0	1	0	.711	.450
Davis,K	.219	122	461	55	101	180	10	0	23	69	0	2	3	41	3	140	0	0	11	.390	.286
Joseph,C	.000	1	4	0	0	0	0	0	0	0	0	0	0	0	0	1	0	0	0	.000	.000
Martini,N	.000	1	4	0	0	0	0	0	0	0	0	0	0	0	0	4	0	0	0	.000	.000
Morales,K	.158	6	19	0	3	3	0	0	0	0	0	0	0	2	0	4	0	0	0	.158	.238
Murphy,S	.000	2	0	0	0	0	0	0	0	0	0	0	0	3	0	0	0	0	0	.000	1.000
Neuse,S	.000	1	3	0	0	0	0	0	0	0	0	0	0	1	0	1	0	0	0	.000	.250
Pinder,C	.000	3	6	0	0	0	0	0	0	0	0	0	0	0	0	2	0	0	0	.000	.000
Piscotty,S	.375	2	8	1	3	4	1	0	0	2	0	0	0	0	0	2	0	0	0	.500	.375
Profar,J	.375	7	16	3	6	10	1	0	1	3	0	0	2	4	0	3	1	0	2	.625	.545
<b>TOTALS</b>	<b>.221</b>	<b>566</b>	<b>71</b>	<b>125</b>	<b>229</b>	<b>14</b>	<b>0</b>	<b>30</b>	<b>84</b>	<b>0</b>	<b>2</b>	<b>12</b>	<b>59</b>	<b>3</b>	<b>169</b>	<b>1</b>	<b>1</b>	<b>13</b>	<b>.405</b>	<b>.307</b>	

## PINCH HITTING STATISTICS

BATTER	AVG	G	AB	R	H	TB	2B	3B	HR	RBI	SH	SF	HP	BB	IBB	SO	SB	CS	DP	SLG	OBP
Anderson,T	.000	1	1	0	0	0	0	0	0	0	0	0	0	0	0	1	0	0	0	.000	.000
Bolt,S	.333	3	3	0	1	2	1	0	0	0	0	0	0	0	0	1	0	0	0	.667	.333
Brown,S	.167	6	6	1	1	2	1	0	0	1	0	0	0	0	0	4	0	0	0	.333	.167
Canha,M	.125	10	8	2	1	4	0	0	1	2	0	0	1	1	0	2	0	0	0	.500	.300
Davis,K	.500	6	4	1	2	3	1	0	0	2	0	0	0	2	0	0	0	0	0	.750	.667
Garneau,D	.000	1	1	0	0	0	0	0	0	0	0	0	0	0	0	1	0	0	0	.000	.000
Grossman,R	.238	26	21	3	5	11	1	1	1	7	0	0	0	4	0	3	0	0	1	.524	.360
Herrmann,C	.200	5	5	0	1	2	1	0	0	1	0	0	0	0	0	1	0	0	0	.400	.200
Hundley,N	.000	1	1	0	0	0	0	0	0	0	0	0	0	0	0	0	0	0	0	.000	.000
Laureano,R	.000	3	3	0	0	0	0	0	0	0	0	0	0	0	0	2	0	0	0	.000	.000
Martini,N	.500	3	2	1	1	4	0	0	1	2	0	0	0	1	0	0	0	0	0	2.000	.667
Morales,K	.500	5	4	0	2	2	0	0	0	1	0	0	1	0	1	0	0	0	0	.500	.600
Murphy,S	.000	3	1	0	0	0	0	0	0	0	0	0	0	2	0	0	0	0	0	.000	.667
Phegley,J	.286	8	7	0	2	3	1	0	0	2	0	0	0	1	0	2	0	0	0	.429	.375
Pinder,C	.217	26	23	3	5	11	0	0	2	6	0	1	1	1	0	8	0	0	0	.478	.269
Piscotty,S	.000	1	1	0	0	0	0	0	0	0	0	0	0	0	0	0	0	0	1	.000	.000
Profar,J	.333	8	6	0	2	3	1	0	0	1	0	0	0	2	0	2	0	0	0	.500	.500
Taylor,B	.000	1	1	0	0	0	0	0	0	0	0	0	0	0	0	1	0	0	0	.000	.000
<b>TOTALS</b>	<b>.235</b>	<b>98</b>	<b>11</b>	<b>23</b>	<b>47</b>	<b>7</b>	<b>1</b>	<b>5</b>	<b>25</b>	<b>0</b>	<b>1</b>	<b>2</b>	<b>15</b>	<b>0</b>	<b>29</b>	<b>0</b>	<b>0</b>	<b>2</b>	<b>.480</b>	<b>.345</b>	

# BATTING AND PITCHING BREAKDOWN

## BATTING

Total	AVG	G	AB	R	H	HR	RBI
Before ASB	.246	92	3179	469	782	146	438
After ASB	.253	70	2382	376	602	111	362
Home	.247	81	2702	402	668	122	376
Away	.250	81	2859	443	716	135	424
Day	.254	59	2023	315	513	85	297
Night	.246	103	3538	530	871	172	503
vs. Left	.262	-	1533	-	402	80	244
vs. Right	.244	-	4028	-	982	177	556
March	.229	6	205	23	47	8	22
April	.241	26	869	122	209	35	116
May	.255	26	933	142	238	46	133
June	.249	28	965	149	240	45	137
July	.241	24	810	120	195	38	112
August	.267	26	892	146	238	43	139
September	.245	26	887	143	217	42	141
Baltimore	.311	7	257	62	80	21	56
Boston	.213	7	225	26	48	8	26
Chicago	.289	6	204	32	59	9	29
Cleveland	.246	6	211	28	52	10	26
Detroit	.276	7	254	52	70	13	50
Houston	.221	19	657	75	145	28	74
Kansas City	.270	7	252	42	68	9	42
Los Angeles	.249	19	634	103	158	31	98
Minnesota	.268	7	250	37	67	11	35
New York	.247	6	198	32	49	9	31
Seattle	.236	19	647	96	153	35	86
Tampa Bay	.223	7	229	26	51	9	25
Texas	.273	19	653	125	178	35	120
Toronto	.174	6	195	13	34	1	11
Chicago	.222	3	99	17	22	5	16
Cincinnati	.212	3	104	7	22	3	6
Milwaukee	.208	3	96	10	20	4	9
Pittsburgh	.280	3	125	21	35	2	21
San Francisco	.270	4	137	20	37	7	20
St. Louis	.269	4	134	21	36	7	19

## PITCHING

Total	ERA	W	L	INN	H	R	ER	HR
Before ASB	4.05	51	41	835.2	761	400	376	104
After ASB	3.86	46	24	629.1	581	280	270	97
Home	3.56	52	29	756.0	663	315	299	89
Away	4.40	45	36	709.0	679	365	347	112
Day	4.07	35	24	535.1	500	257	242	72
Night	3.91	62	41	929.2	842	423	404	129
Starter	4.02	68	37	886.0	844	418	396	131
Reliever	3.89	29	28	579.0	498	262	250	70
March	3.47	3	3	57.0	38	23	22	5
April	4.89	11	15	228.0	237	134	124	34
May	3.58	16	10	244.0	199	98	97	29
June	3.99	17	11	250.2	233	121	111	27
July	4.09	15	9	217.2	212	102	99	32
August	3.85	17	9	234.0	222	104	100	36
September	3.58	18	8	233.2	201	98	93	38
Baltimore	3.92	6	1	62.0	44	29	27	6
Boston	3.30	3	4	60.0	58	30	22	6
Chicago	1.19	5	1	53.0	40	8	7	2
Cleveland	3.00	5	1	57.0	47	19	19	7
Detroit	2.35	6	1	65.0	43	17	17	4
Houston	5.26	8	11	174.2	180	103	102	41
Kansas City	3.23	5	2	64.0	61	26	23	6
Los Angeles	3.80	13	6	170.2	152	77	72	18
Minnesota	4.04	4	3	64.2	69	32	29	12
New York	3.33	4	2	54.0	48	20	20	11
Seattle	3.62	10	9	171.1	141	73	69	24
Tampa Bay	4.35	4	3	62.0	61	30	30	8
Texas	5.14	13	6	168.0	170	101	96	26
Toronto	5.80	0	6	54.1	66	36	35	9
Chicago	7.20	1	2	25.0	34	20	20	8
Cincinnati	2.03	2	1	31.0	16	7	7	2
Milwaukee	2.89	2	1	28.0	23	9	9	2
Pittsburgh	3.68	1	2	29.1	27	12	12	3
San Francisco	5.66	1	3	35.0	34	23	22	4
St. Louis	2.00	4	0	36.0	28	8	8	2

REVIEW

## PLAYER TRANSACTIONS

- Feb. 13 Free agent Brett Anderson agrees to terms on a one-year contract; Sean Manaea placed on the 60-day injured list (shoulder surgery rehab)
- Feb. 15 Free agent Robbie Grossman agrees to terms on a one-year contract; Daniel Gossett placed on the 60-day injured list (UCL surgery rehab)
- March 2 James Kaprielian optioned to Las Vegas
- March 3 Luis Barrera, Skye Bolt, Grant Holmes and Jorge Mateo optioned to Las Vegas
- March 10 Tanner Anderson, Paul Blackburn and Andrew Triggs optioned to Las Vegas
- March 11 Daniel Mengden optioned to Las Vegas
- March 12 Dustin Fowler optioned to Las Vegas
- March 20 Nick Hundley selected from Las Vegas; Chris Herrmann placed on the 60-day injured list retroactive to March 17 (right knee surgery); Jharel Cotton placed on the

### OPENING DAY ROSTER

- Pitchers (12):** Ryan Buchter, Ryan Dull, Marco Estrada, Mike Fiers, Liam Hendriks, Frankie Montas, Yusmeiro Petit, Fernando Rodney, Joakim Soria, Blake Treinen, Lou Trivino, J.B. Wendelen
- Catchers (2):** Nick Hundley, Josh Phegley
- Infielders (6):** Franklin Barreto, Matt Chapman, Matt Olson, Chad Pinder, Jurickson Profar, Marcus Semien
- Outfielders (5):** Mark Canha, Khris Davis, Robbie Grossman, Ramón Laureano, Stephen Piscotty,

10-day injured list retroactive to March 17 (UCL surgery rehab); Nick Martini placed on the 10-day injured list retroactive to March 17 (sprained right knee); Brett An-

## Player Transactions, continued

	derson, Chris Bassitt and Aaron Brooks placed on inactive list	June 6	Ryan Dull recalled from Las Vegas; Daniel Mengden optioned to Las Vegas
March 27	Ryan Dull optioned to Las Vegas; Chris Bassitt placed on the 10-day injured list retroactive to March 25 (right lower leg contusion); Matt Olson placed on the 10-day injured list retroactive to March 25 (right hand surgery); Kendrys Morales and cash considerations acquired from the Toronto Blue Jays for minor league infielder Jesus Lopez and international slot money; Jharel Cotton transferred to the 60-day injured list	June 8	Paul Blackburn recalled from Las Vegas (26th man for doubleheader); Nick Hundley placed on the 10-day injured list (back spasms); Beau Taylor selected from Las Vegas; Paul Blackburn returned to Las Vegas
March 28	Franklin Barreto optioned to Las Vegas	June 10	Tanner Anderson recalled from Las Vegas; Ryan Dull optioned to Las Vegas
April 4	Chris Bassitt sent to Stockton on a rehab assignment	June 13	Chris Herrmann sent to Las Vegas on a rehab assignment
April 9	Chris Bassitt transferred to Las Vegas on rehab	June 21	Frankie Montas placed on the restricted list; J.B. Wendelken recalled from Las Vegas
April 16	Chris Bassitt reinstated from the injured list and optioned to Las Vegas	June 23	Blake Treinen placed on the 10-day injured list retroactive to June 21 (strained right shoulder); Brian Schmitter selected from Las Vegas
April 17	Marco Estrada placed on the 10-day injured list (lumbar strain); Chris Bassitt recalled from Las Vegas	June 26	Daniel Mengden recalled from Las Vegas; J.B. Wendelken optioned to Las Vegas
April 22	Ryan Dull recalled from Las Vegas; Ryan Buchter optioned to Las Vegas	June 30	Franklin Barreto recalled from Las Vegas; Stephen Piscotty placed on 10-day injured list (sprained right knee)
April 29	Mark Canha placed on the 10-day injured list (sprained right wrist); Ryan Buchter recalled from Las Vegas	July 1	Blake Treinen sent to Las Vegas on a rehab assignment
May 1	Matt Olson sent to Las Vegas on a rehab assignment	July 2	Chris Herrmann reinstated from the 60-day injured list; Beau Taylor optioned to Las Vegas; Marco Estrada transferred to the 60-day injured list
May 2	Ryan Dull optioned to Las Vegas	July 3	Blake Treinen reinstated from the injured list; Aaron Brooks designated for assignment
May 3	Skye Bolt recalled from Las Vegas	July 5	Paul Blackburn recalled from Las Vegas; Tanner Anderson optioned to Las Vegas
May 7	Matt Olson reinstated from the injured list; Skye Bolt optioned to Las Vegas	July 6	J.B. Wendelken recalled from Las Vegas; Paul Blackburn optioned to Las Vegas; Aaron Brooks claimed off waivers by Baltimore
May 8	Nick Martini sent to Las Vegas on a rehab assignment	July 8	Sean Manaea sent to Stockton on a rehab assignment
May 10	Mark Canha sent to Las Vegas on a rehab assignment	July 9	Jharel Cotton sent to Stockton on a rehab assignment
May 12	Daniel Mengden recalled from Las Vegas; J.B. Wendelken optioned to Las Vegas	July 11	Jharel Cotton transferred to Las Vegas on rehab
May 13	Mark Canha reinstated from the injured list; Kendrys Morales designated for assignment	July 12	Nick Hundley sent to Arizona A's-Gold on a rehab assignment
May 14	Kendrys Morales and cash traded to the New York Yankees for a player to be named later or cash considerations	July 14	Homer Bailey acquired from Kansas City for minor leaguer Kevin Merrell; J.B. Wendelken optioned to Las Vegas (post-game)
May 17	Jharel Cotton sent to Stockton on a rehab assignment	July 17	Nick Hundley transferred to Stockton on rehab
May 24	Khris Davis placed on the 10-day injured list retroactive to May 22 (left hip/oblique contusion); Skye Bolt recalled from Las Vegas	July 22	Brett Anderson placed on paternity list; Nick Martini recalled from Las Vegas
May 25	Wei-Chung Wang selected from Las Vegas; Fernando Rodney designated for assignment	July 23	Tanner Anderson recalled from Las Vegas; Nick Martini optioned to Las Vegas; Sean Manaea transferred to Las Vegas on rehab
May 28	Fernando Rodney released; Nick Martini reinstated from the injured list and optioned to Las Vegas	July 25	Brett Anderson reinstated from the paternity list; Tanner Anderson optioned to Las Vegas; Nick Hundley reinstated from the injured list and designated for assign-
May 29	Jharel Cotton returned from rehab		
June 1	Khris Davis reinstated from the injured list; Skye Bolt optioned to Las Vegas		

	ment; Marco Estrada sent to Arizona A's-Gold on a rehab assignment	Aug. 31	Wei-Chung Wang claimed off waivers by Pittsburgh
July 27	Jake Diekman acquired from the Kansas City Royals for minor league pitcher Ismael Aquino and minor league outfielder Dairon Blanco; Stephen Piscotty sent to Las Vegas on a rehab assignment	Sept. 1	Khris Davis reinstated from paternity list; Franklin Barreto and Paul Blackburn recalled from Las Vegas; Sean Manaea reinstated from Las Vegas; Sean Manaea reinstated from the 60-day IL; Tanner Anderson and Corban Joseph designated for assignment
July 28	Nick Hundley released	Sept. 3	Corban Joseph claimed off waivers by San Francisco; Tanner Anderson outrighted to Las Vegas
July 29	Brian Schmitter designated for assignment; Jharel Cotton reinstated from the injured list and optioned to Las Vegas	Sept. 6	Ramón Laureano reinstated from the injured list; J.B. Wendelken recalled from Las Vegas
July 30	Marco Estrada transferred to Stockton on rehab	Sept. 9	Jesús Luzardo selected from Las Vegas; Daniel Mengden recalled from Las Vegas; Luis Barrera recalled from Midland and placed on 60-day injured list
July 31	Tanner Roark and cash considerations acquired from the Cincinnati Reds for minor league outfielder Jameson Hannah; Andrew Triggs designated for assignment; Ramón Laureano placed on the 10-day injured list retroactive to July 29 (right lower leg stress reaction); Josh Phegley placed on the 10-day injured list retroactive to July 29 (left thumb contusion); Nick Martini and Beau Taylor recalled from Las Vegas; Brian Schmitter outrighted to Las Vegas	Sept. 10	Beau Taylor claimed off waivers from Toronto; Chris Herrmann designated for assignment
Aug. 1	Daniel Mengden optioned to Las Vegas (post-game)	Sept. 13	Chris Herrmann released
Aug. 2	Sean Manaea returned from rehab	Sept. 25	Frankie Montas reinstated from the restricted list; Beau Taylor designated for assignment
Aug. 3	Dustin Garneau claimed off waivers from the Los Angeles Angels, Stephen Piscotty reinstated from the injured list; Franklin Barreto and Beau Taylor optioned to Las Vegas; Ryan Dull designated for assignment; Andrew Triggs released	Sept. 26	Skye Bolt recalled from Las Vegas; Stephen Piscotty reinstated from the injured list
Aug. 5	Ryan Dull claimed off waivers by San Francisco	Sept. 28	Beau Taylor outrighted to Las Vegas
Aug. 11	Josh Phegley sent to Las Vegas on a rehab assignment	Oct. 31	Yusmeiro Petit contract optioned exercised; Jake Diekman contract option declined; Brett Anderson, Homer Bailey, Jake Diekman and Tanner Roark elected free agency; Luis Barrera and Daniel Gossett reinstated from the injured list
Aug. 13	Sean Manaea sent to Las Vegas on a rehab assignment	Nov. 1	Jonah Heim selected from Los Vegas
Aug. 14	Corban Joseph selected from Las Vegas; Nick Martini optioned to Las Vegas; Beau Taylor designated for assignment	Nov. 4	T.J. McFarland claimed off waivers from the Arizona Diamondbacks
Aug. 15	Josh Phegley transferred to Stockton on rehab	Nov. 20	Daulton Jefferies selected from Las Vegas; Jharel Cotton designated for assignment
Aug. 16	Josh Phegley reinstated from the injured list; Dustin Garneau designated for assignment; Beau Taylor claimed off waivers by Toronto; Marco Estrada transferred to Las Vegas on rehab	Nov. 23	Jharel Cotton traded to the Chicago Cubs for cash considerations
Aug. 19	Wei-Chung Wang optioned to Las Vegas; Dustin Garneau outrighted to Las Vegas	Dec. 2	Austin Allen and a player to be named later acquired from the San Diego Padres for Jurickson Profar; Ryan Buchter, Josh Phegley and Blake Treinen not tendered contracts
Aug. 20	A.J. Puk selected from Las Vegas; Marco Estrada released	Dec. 3	Jake Diekman agrees to terms on a two-year contract with a club option for 2022
Aug. 26	Stephen Piscotty placed on the 10-day injured list retroactive to Aug. 25 (sprained right ankle); Seth Brown selected from Las Vegas; Nick Martini designated for assignment	Dec. 12	Vimal Machin acquired from the Philadelphia Phillies in exchange for cash considerations; minor leaguer Buddy Reed acquired from San Diego as the PTBNL in Dec. 2 trade
Aug. 28	Nick Martini claimed off waivers by San Diego	Jan. 13	Tony Kemp acquired from the Chicago Cubs for minor leaguer Alfonso Rivas
Aug. 29	Khris Davis placed on paternity list; Sheldon Neuse selected from Las Vegas; Wei-Chung Wang designated for assignment		

# FINAL SPRING TRAINING STATISTICS

## BATTING

NAME	AVG	G	AB	R	H	TB	2B	3B	HR	RBI	BB	IBB	SO	SB	CS	OBP	SLG	OPS	SAC	SF	HBP	GDP	E
Barrera, Luis	.231	10	13	1	3	4	1	0	0	1	2	0	3	1	0	.333	.308	.641	0	0	0	1	0
Barreto, Franklin	.351	17	37	9	13	20	4	0	1	3	5	0	12	1	0	.429	.541	.969	0	0	0	1	2
Beck, Austin	.111	9	9	1	1	1	0	0	0	1	0	0	4	0	0	.111	.111	.222	0	0	0	0	0
Bolt, Skye	.100	10	10	1	1	1	0	0	0	0	2	0	3	0	1	.250	.100	.350	0	0	0	0	0
Campbell, Eric	.150	17	20	4	3	3	0	0	0	1	5	0	2	0	1	.333	.150	.483	0	1	1	1	0
Canha, Mark	.275	16	40	8	11	21	4	0	2	11	4	0	11	0	0	.341	.525	.866	0	0	0	0	0
Chapman, Matt	.250	12	28	7	7	15	3	1	1	2	6	0	13	0	0	.417	.536	.952	0	0	2	1	1
Davis, Khris	.059	7	17	1	1	2	1	0	0	2	1	0	6	0	0	.111	.118	.229	0	0	0	1	0
Deichmann, Greg	.286	7	7	1	2	6	1	0	1	2	2	0	3	0	0	.444	.857	1.302	0	0	0	0	0
Diaz, Edwin	.000	4	3	0	0	0	0	0	0	0	1	0	3	0	0	.250	.000	.250	0	0	0	0	1
Eierman, Jeremy	.500	4	2	2	1	1	0	0	0	0	0	0	1	0	0	.500	.500	1.000	0	0	0	0	1
Fowler, Dustin	.293	16	41	5	12	20	2	0	2	4	1	0	8	2	0	.310	.488	.797	0	0	0	0	0
Grossman, Robbie	.227	15	44	2	10	12	2	0	0	4	3	0	3	1	0	.271	.273	.544	0	1	0	0	1
Hannah, Jameson	.000	3	6	1	0	0	0	0	0	0	1	0	2	0	0	.143	.000	.143	0	0	0	0	0
Heim, Jonah	.000	1	1	0	0	0	0	0	0	0	0	0	1	0	0	.000	.000	.000	0	0	0	0	0
Herrmann, Chris	.154	7	13	3	2	2	0	0	0	2	2	0	4	0	0	.267	.154	.421	0	0	0	0	0
Hundley, Nick	.267	14	30	3	8	17	1	1	2	6	3	0	7	0	0	.324	.567	.890	0	1	0	1	1
Joseph, Corban	.400	8	5	1	2	2	0	0	0	1	1	0	1	0	0	.429	.400	.829	0	1	0	0	0
Laureano, Ramón	.256	16	39	6	10	23	4	0	3	7	6	0	14	0	0	.356	.590	.945	0	0	0	1	1
Martini, Nick	.333	5	9	2	3	4	1	0	0	1	1	0	2	0	0	.400	.444	.844	0	0	0	0	0
Mateo, Jorge	.278	9	18	3	5	8	1	1	0	1	3	0	5	0	0	.381	.444	.825	0	0	0	0	0
Merrell, Kevin	.600	10	5	4	3	3	0	0	0	0	1	0	1	0	0	.667	.600	1.267	0	0	0	0	0
Mondou, Nate	---	1	0	0	0	0	0	0	0	0	0	0	0	0	0	---	---	.000	0	0	0	0	0
Murphy, Sean	.120	15	25	1	3	7	1	0	1	5	2	0	3	0	0	.185	.280	.465	0	0	0	1	0
Neuse, Sheldon	.219	15	32	4	7	16	2	2	1	4	0	0	10	0	0	.242	.500	.742	0	0	1	2	0
Olson, Matt	.129	12	31	3	4	5	1	0	0	5	3	0	9	0	0	.200	.161	.361	0	1	0	1	1
Payton, Mark	.000	3	2	0	0	0	0	0	0	0	0	0	0	0	0	.000	.000	.000	0	0	0	0	0
Pennington, Cliff	.296	17	27	2	8	9	1	0	0	5	2	0	5	0	1	.333	.333	.667	0	1	0	1	1
Phegley, Josh	.333	11	27	4	9	17	2	0	2	7	1	0	7	0	0	.345	.630	.974	0	1	0	1	0
Pinder, Chad	.361	15	36	7	13	27	8	0	2	11	3	0	1	0	0	.410	.750	1.160	0	0	0	1	1
Piscotty, Stephen	.250	13	32	5	8	16	2	0	2	5	1	0	9	0	0	.314	.500	.814	0	0	2	1	1
Profar, Jurickson	.220	15	41	7	9	17	0	1	2	7	4	0	5	2	0	.304	.415	.719	0	0	1	1	3
Ramirez, Tyler	.250	5	4	0	1	1	0	0	0	0	0	0	1	0	0	.250	.250	.500	0	0	0	0	0
Rivas, Alfonso	.167	5	6	0	1	1	0	0	0	0	0	0	1	0	0	.167	.167	.333	0	0	0	0	0
Semien, Marcus	.326	15	43	7	14	22	3	1	1	4	2	0	4	2	1	.356	.512	.867	0	0	0	0	1
Taylor, Beau	.143	7	7	1	1	1	0	0	0	0	4	0	4	0	0	.455	.143	.597	0	0	0	0	0
<b>Athletics</b>	<b>.248</b>	<b>22</b>	<b>710</b>	<b>106</b>	<b>176</b>	<b>304</b>	<b>45</b>	<b>7</b>	<b>23</b>	<b>102</b>	<b>72</b>	<b>0</b>	<b>168</b>	<b>9</b>	<b>4</b>	<b>.320</b>	<b>.428</b>	<b>.749</b>	<b>0</b>	<b>7</b>	<b>7</b>	<b>16</b>	<b>16</b>
<b>Opponents</b>	<b>.276</b>	<b>22</b>	<b>758</b>	<b>118</b>	<b>209</b>	<b>332</b>	<b>43</b>	<b>4</b>	<b>24</b>	<b>114</b>	<b>77</b>	<b>0</b>	<b>177</b>	<b>11</b>	<b>8</b>	<b>.350</b>	<b>.438</b>	<b>.788</b>	<b>0</b>	<b>4</b>	<b>12</b>	<b>15</b>	



PITCHING

NAME	W	L	ERA	G	GS	CG	SHO	GF	HLD	S	IP	H	R	ER	HR	HB	BB	IBB	SO	AVG	WP	BK	GDP	TBF
Alexander, Tyler	0	0	0.00	1	0	0	0	0	1	0	1.0	0	0	0	0	0	0	0	1	.000	0	0	0	3
Anderson, Brett	2	0	2.87	4	4	0	0	0	0	0	15.2	14	5	5	2	1	3	0	10	.241	0	0	2	62
Anderson, Tanner	1	0	1.00	4	1	0	0	0	0	0	9.0	8	2	1	1	0	0	0	11	.235	1	0	1	34
Bassitt, Chris	1	1	5.40	4	1	0	0	1	1	0	10.0	13	6	6	2	0	1	0	12	.310	0	0	0	43
Blackburn, Paul	0	0	2.25	3	1	0	0	0	0	0	8.0	7	2	2	0	1	1	0	7	.250	0	0	1	30
Blevins, Jerry	0	1	21.60	5	0	0	0	1	1	1	3.1	7	8	8	3	1	3	0	4	.412	2	0	0	21
Bridwell, Parker	0	0	31.50	3	0	0	0	1	0	0	2.0	6	7	7	1	0	3	0	2	.500	0	0	0	15
Brooks, Aaron	2	1	4.40	4	3	0	0	0	0	0	14.1	15	7	7	1	2	6	0	14	.273	0	0	1	63
Buchanan, Jake	0	1	3.86	2	0	0	0	1	0	0	2.1	2	1	1	0	0	0	0	1	.250	0	0	0	9
Buchter, Ryan	0	0	27.00	5	0	0	0	1	0	1	3.1	9	10	10	1	0	7	0	3	.500	0	0	0	25
Crockett, Kyle	0	0	23.14	3	0	0	0	1	0	0	2.1	8	6	6	0	0	2	0	1	.571	0	0	0	16
Dull, Ryan	1	0	0.00	5	0	0	0	1	1	1	4.1	2	0	0	0	0	1	0	5	.143	0	0	0	15
Dunshree, Parker	0	0	11.57	2	0	0	0	1	0	0	2.1	4	3	3	1	0	2	0	2	.400	1	0	0	13
Estrada, Marco	0	1	9.00	2	2	0	0	0	0	0	6.0	9	6	6	2	0	2	0	4	.333	0	0	0	29
Fiers, Mike	0	0	8.53	2	2	0	0	0	0	0	6.1	11	6	6	3	0	1	0	7	.379	0	1	0	30
Finnegan, Kyle	0	0	36.00	2	0	0	0	0	0	0	1.0	5	4	4	0	0	1	0	0	.625	0	0	0	9
Hendriks, Liam	2	0	1.35	7	1	0	0	1	1	0	6.2	3	1	1	1	0	2	0	5	.130	1	0	0	25
Holmes, Grant	0	0	0.00	1	0	0	0	0	0	0	1.0	0	0	0	0	0	1	0	0	.000	0	0	0	4
Kiekhefer, Dean	0	0	0.00	2	0	0	0	1	0	0	2.0	3	0	0	0	0	0	0	1	.333	0	0	0	9
Lobstein, Kyle	0	0	0.00	2	0	0	0	0	0	0	1.1	0	1	0	0	1	3	0	0	.000	0	0	0	9
Luzardo, Jesus	0	0	0.93	4	2	0	0	0	0	0	9.2	6	2	1	0	1	4	0	15	.176	0	0	1	39
Mengden, Daniel	1	2	5.73	4	3	0	0	0	0	0	11.0	11	7	7	1	1	7	0	5	.275	2	0	2	48
Montas, Frankie	2	0	0.56	5	2	0	0	3	0	2	16.0	11	2	1	0	0	5	0	16	.190	0	0	2	63
Petit, Yusmeiro	0	0	10.13	6	0	0	0	0	1	0	5.1	9	7	6	2	0	3	0	4	.360	0	0	0	29
Rodney, Fernando	1	1	8.44	6	0	0	0	0	2	0	5.1	7	5	5	0	0	6	0	2	.292	1	0	1	30
Romero, Miguel	0	0	6.00	3	0	0	0	2	0	2	3.0	2	2	2	1	0	1	0	2	.182	0	0	0	12
Ruiz, Norge	0	0	22.50	2	0	0	0	1	0	0	2.0	5	5	5	0	1	2	0	2	.556	2	0	1	13
Schlitter, Brian	1	0	2.45	6	0	0	0	2	0	0	3.2	2	1	1	0	1	1	0	3	.182	0	0	2	13
Seddon, Joel	0	0	0.00	1	0	0	0	1	0	0	1.0	1	0	0	0	0	0	0	1	.250	0	0	0	4
Soria, Joakim	0	0	0.00	6	0	0	0	0	3	0	5.2	2	0	0	0	0	4	0	8	.100	0	0	0	24
Treinen, Blake	0	0	1.50	6	0	0	0	0	3	0	6.0	3	1	1	1	0	2	0	6	.150	0	0	0	22
Triggs, Andrew	0	0	1.80	4	0	0	0	1	0	1	5.0	6	1	1	0	1	0	0	3	.316	0	0	0	20
Trivino, Lou	0	0	3.00	6	0	0	0	0	2	0	6.0	6	3	2	0	0	0	0	12	.240	0	0	0	25
Wang, Wei-Chung	0	0	0.00	3	0	0	0	2	1	2	3.1	1	0	0	0	0	0	0	5	.091	0	0	0	11
Wendelken, J.B.	0	0	9.95	6	0	0	0	0	1	0	6.1	11	7	7	1	0	4	0	3	.367	1	0	1	34
<b>Athletics</b>	<b>14</b>	<b>8</b>	<b>5.26</b>	<b>22</b>	<b>22</b>	<b>0</b>	<b>0</b>	<b>22</b>	<b>18</b>	<b>10</b>	<b>191.2</b>	<b>209</b>	<b>118</b>	<b>112</b>	<b>24</b>	<b>12</b>	<b>77</b>	<b>0</b>	<b>177</b>	<b>.276</b>	<b>11</b>	<b>1</b>	<b>15</b>	<b>851</b>
<b>Opponents</b>	<b>8</b>	<b>14</b>	<b>4.91</b>	<b>22</b>	<b>22</b>	<b>0</b>	<b>0</b>	<b>22</b>	<b>25</b>	<b>1</b>	<b>187.0</b>	<b>176</b>	<b>106</b>	<b>102</b>	<b>23</b>	<b>7</b>	<b>72</b>	<b>0</b>	<b>168</b>	<b>.248</b>	<b>11</b>	<b>0</b>	<b>16</b>	<b>796</b>


REVIEW

## SPRING TRAINING RESULTS

DATE	OPPONENT	SCORE	RECORD	WINNER	LOSER	ATTEND.	HOME CUM.
Feb. 21	Seattle	Cancelled, Rain					
Feb. 22	at Seattle	L, 1-8	0-1	Leake	Mengden	5,298	
Feb. 23	Chicago (AL)	W, 6-5	1-1	T.Anderson	Thompson	3,906	3,906
Feb. 24	Kansas City	L, 5-14	1-2	McWilliams	Brooks	4,273	8,179
Feb. 25	at Arizona	L, 3-4	1-3	Owens	Buchanan	5,519	
Feb. 26	Los Angeles (AL)	L, 5-17	1-4	Robles	Rodney	3,641	11,820
Feb. 27	Los Angeles (NL)	L, 3-5	1-5	Urias	Mengden	4,821	16,641
Feb. 28	at Chicago (NL)	W, 10-3	2-5	Bassitt	Tseng	10,573	
March 1	Colorado	W, 6-3	3-5	Brooks	Anderson	5,411	22,052
March 2	Cleveland	W, 1-0	4-5	Rodney	Bauer	6,682	28,734
March 3	at Los Angeles (AL)	L, 1-4	4-6	Bedrosian	Estrada	7,407	
March 4	OFF DAY						
March 5	Texas	W, 4-1	5-6	Mengden	Jurado	4,809	33,543
March 6	at Seattle	W, 7-4	6-6	B.Anderson	LeBlanc	5,226	
March 7	at San Francisco	W, 5-1	7-6	Montas	Bumgarner	9,011	
March 8	San Diego	W, 6-5	8-6	Dull	Buchter	7,803	41,346
March 9	Milwaukee	L, 2-11	8-7	Houser	Blevins	9,007	50,353
March 10	San Francisco	W, 5-4		Schlitter	Law	8,625	58,978
	at Chicago (AL)	W, 7-6	10-7	Hendriks	Colome	5,486	
March 11	at Colorado	L, 3-6	10-8	Johnson	Bassitt	8,748	
March 12	at San Diego	Cancelled, Rain					
March 13	Chicago (NL)	W, 12-11	11-8	Montas	Zagurski	10,013	68,991
March 17	Nippon Ham (exhib.)	W, 5-1		Hendriks	Arihara	26,198	
March 18	Nippon Ham (exhib.)	T, 6-6		—	—	13,588	
March 24	*San Francisco	W, 5-0	12-8	B.Anderson	Rodriguez	23,967	92,958
March 25	*San Francisco	W, 5-4	13-8	Hendriks	Anderson	25,102	
March 26	*San Francisco	W, 4-2 (6)	14-8	Brooks	Samardzija	24,992	

\*indicates at San Francisco. ^indicates at Oakland

*Mike Fiers tossed his second career no-hitter and the 13th in Athletics history on May 7, 2019.*



**RECORDS**

# ATHLETICS YEAR-BY-YEAR

YEAR	POS.	W	L	PCT.	GA/GB	MANAGER	HOME	ROAD
1901	4	74	62	.544	-9	Connie Mack	42-24	32-38
1902	***1	83	53	.610	+5	Connie Mack	56-17	27-36
1903	2	75	60	.556	-14%	Connie Mack	44-21	31-39
1904	5	81	70	.536	-12%	Connie Mack	47-31	34-39
1905	***1	92	56	.622	+2	Connie Mack	50-23	42-33
1906	4	78	67	.538	-12	Connie Mack	48-23	30-44
1907	2	88	57	.607	-1%	Connie Mack	50-20	38-37
1908	6	68	85	.444	-22	Connie Mack	46-30	22-55
1909	2	95	58	.621	-3%	Connie Mack	49-27	46-31
1910	****1	102	48	.680	+14%	Connie Mack	57-19	45-29
1911	****1	101	50	.669	+13%	Connie Mack	54-20	47-30
1912	3	90	62	.592	-15	Connie Mack	45-32	45-30
1913	****1	96	57	.627	+6%	Connie Mack	50-26	46-31
1914	***1	99	53	.651	+8%	Connie Mack	51-24	48-29
1915	8	43	109	.283	-58%	Connie Mack	20-55	23-54
1916	8	36	117	.235	-54%	Connie Mack	23-53	13-64
1917	8	55	98	.359	-44%	Connie Mack	29-47	26-51
1918	8	52	76	.406	-24	Connie Mack	35-32	17-44
1919	8	36	104	.257	-52	Connie Mack	21-49	15-55
1920	8	48	106	.312	-50	Connie Mack	25-50	23-56
1921	8	53	100	.346	-45	Connie Mack	28-47	25-53
1922	7	65	89	.422	-29	Connie Mack	38-39	27-50
1923	6	69	83	.454	-29	Connie Mack	34-41	35-42
1924	5	71	81	.467	-20	Connie Mack	36-39	35-42
1925	2	88	64	.579	-8%	Connie Mack	51-26	37-38
1926	3	83	67	.553	-6	Connie Mack	44-27	39-40
1927	2	91	63	.591	-19	Connie Mack	50-27	41-36
1928	2	98	55	.641	-2%	Connie Mack	52-25	46-30
1929	****1	104	46	.693	+18	Connie Mack	57-16	47-30
1930	****1	102	52	.662	+8	Connie Mack	58-18	44-34
1931	***1	107	45	.704	+13%	Connie Mack	60-15	47-30
1932	2	94	60	.610	-13	Connie Mack	51-26	43-34
1933	3	79	72	.523	-19%	Connie Mack	46-29	33-43
1934	5	68	82	.453	-31	Connie Mack	34-40	34-42
1935	8	58	91	.389	-34	Connie Mack	30-42	28-49
1936	8	53	100	.346	-49	Connie Mack	31-46	22-54
1937	7	54	97	.358	-46%	Connie Mack (39-80)/Earle Mack (15-17)	27-50	27-47
1938	8	53	99	.349	-46	Connie Mack	28-47	25-52
1939	7	55	97	.362	-51%	Connie Mack (25-37)/Earle Mack (30-60)	28-48	27-49
1940	8	54	100	.351	-36	Connie Mack	29-42	25-58
1941	8	64	90	.416	-37	Connie Mack	36-41	28-49
1942	8	55	99	.357	-48	Connie Mack	25-51	30-48
1943	8	49	105	.318	-49	Connie Mack	27-51	22-54
1944	5	72	82	.468	-17	Connie Mack	39-37	33-45
1945	8	52	98	.347	-34%	Connie Mack	39-35	13-63
1946	8	49	105	.318	-55	Connie Mack	31-46	18-59
1947	5	78	76	.506	-19	Connie Mack	39-38	39-38
1948	4	84	70	.545	-12%	Connie Mack	36-41	48-29
1949	5	81	73	.526	-16	Connie Mack	52-25	29-48
1950	8	52	102	.338	-46	Connie Mack	29-48	23-54
1951	6	70	84	.455	-28	Jimmie Dykes	38-41	32-43
1952	4	79	75	.513	-16	Jimmie Dykes	45-32	34-43
1953	7	59	95	.383	-41%	Jimmie Dykes	27-50	32-45
1954	8	51	103	.331	-60	Eddie Joost	29-47	22-56
<b>Philadelphia Totals</b>		<b>3886</b>	<b>4248</b>	<b>.478</b>			<b>2146-1896</b>	<b>1740-2352</b>
1955	6	63	91	.409	-33	Lou Boudreau	33-43	30-48
1956	8	52	102	.338	-45	Lou Boudreau	22-55	30-47
1957	7	59	94	.386	-38%	Lou Boudreau (36-67)/Harry Craft (23-27)	37-40	22-54
1958	7	73	81	.474	-19	Harry Craft	43-34	30-47
1959	7	66	88	.429	-28	Harry Craft	37-40	29-48
1960	8	58	96	.377	-39	Bob Elliot	34-43	24-53
1961	9t	61	100	.379	-47%	Joe Gordon (26-33)/Hank Bauer (35-67)	33-47	28-53
1962	9	72	90	.444	-24	Hank Bauer	39-42	33-48

YEAR	POS.	W	L	PCT.	GA/GB	WILD CARD	MANAGER	HOME	ROAD
1963	8	73	89	.451	-31½		Ed Lopat	36-45	37-44
1964	10	57	105	.352	-42		Lopat (17-35)/Mel McGaha (40-70)	26-55	31-50
1965	10	59	103	.364	-43		McGaha (5-21)/Haywood Sullivan (54-82)	33-48	26-55
1966	7	74	86	.463	-23		Alvin Dark	42-39	32-47
1967	10	62	99	.385	-29½		Dark (52-69)/Luke Appling (10-30)	37-44	25-55
<b>Kansas City Totals</b>		<b>829</b>	<b>1224</b>	<b>.404</b>				<b>452-575</b>	<b>377-649</b>
1968	6	82	80	.506	-21		Bob Kennedy	44-38	38-42
1969	2	88	74	.543	-9		Hank Bauer (80-69)/McNamara (8-5)	49-32	39-42
1970	2	89	73	.549	-9		John McNamara	49-32	40-41
1971	**1	101	60	.627	+16		Dick Williams	46-35	55-25
1972	****1	93	62	.600	+5½		Dick Williams	48-29	45-33
1973	****1	94	68	.580	+6		Dick Williams	50-31	44-37
1974	****1	90	72	.556	+5		Alvin Dark	49-32	41-40
1975	**1	98	64	.605	+7		Alvin Dark	54-27	44-37
1976	2	87	74	.540	-2½		Chuck Tanner	51-30	36-44
1977	7	63	98	.391	-38½		Jack McKeon (26-27)/Winkles (37-71)	35-46	28-52
1978	6	69	93	.426	-23		Bobby Winkles (24-15)/McKeon (45-78)	38-42	31-51
1979	7	54	108	.333	-34		Jim Marshall	31-50	23-58
1980	2	83	79	.512	-14		Billy Martin	46-35	37-44
1981	**1	64	45	.587	+5		Billy Martin	35-21	29-24
1982	5	68	94	.420	-25		Billy Martin	36-45	32-49
1983	4	74	88	.457	-25		Steve Boros	42-39	32-49
1984	4	77	85	.475	-7		Boros (20-24)/Moore (57-61)	44-37	33-48
1985	4	77	85	.475	-14		Jackie Moore	43-36	34-49
1986	3t	76	86	.469	-16		Moore (29-44)/Jeff Newman (2-8)/ Tony La Russa (45-34)	47-36	29-50
1987	3	81	81	.500	-4		Tony La Russa	42-39	39-42
1988	***1	104	58	.642	+13		Tony La Russa	54-27	50-31
1989	****1	99	63	.611	+7		Tony La Russa	54-27	45-36
1990	****1	103	59	.636	+9		Tony La Russa	51-30	52-29
1991	4	84	78	.519	-11		Tony La Russa	47-34	37-44
1992	**1	96	66	.593	+6		Tony La Russa	51-30	45-36
1993	7	68	94	.420	-26		Tony La Russa	38-43	30-51
1994	2	51	63	.447	-1		Tony La Russa	24-32	27-31
1995	4	67	77	.465	-11½	7th (-12)	Tony La Russa	38-34	29-43
1996	3	78	84	.481	-12	t6th (-10)	Art Howe	40-41 <sup>1</sup>	38-43
1997	4	65	97	.401	-25	11th (-31)	Art Howe	35-46	30-51
1998	4	74	88	.457	-14	7th (-18)	Art Howe	39-42	35-46
1999	2	87	75	.537	-8	2nd (-7)	Art Howe	52-29	35-46
2000	**1	91	70	.565	+½	n/a	Art Howe	47-34	44-36
2001	*2	102	60	.630	-14	1st (+17)	Art Howe	53-28	49-32
2002	**1	103	59	.636	+4	n/a	Art Howe	54-27	49-32
2003	**1	96	66	.593	+3	n/a	Ken Macha	57-24	39-42
2004	2	91	71	.562	-1	2nd (-7)	Ken Macha	52-29	39-42
2005	2	88	74	.543	-7	3rd (-7)	Ken Macha	45-36	43-38
2006	**1	93	69	.574	+4	n/a	Ken Macha	49-32	44-37
2007	3	76	86	.469	-18	6th (-18)	Bob Geren	40-41	36-45
2008	3	75	86	.466	-24½	7th (-19½)	Bob Geren	43-38 <sup>2</sup>	32-48
2009	4	75	87	.463	-22	t7th (-20)	Bob Geren	40-41	35-46
2010	2	81	81	.500	-9	t5th (-14)	Bob Geren	47-34	34-47
2011	3	74	88	.457	-22	7th (-17)	Geren (27-36)/Bob Melvin (47-52)	43-38	31-50
2012	**1	94	68	.580	+1	n/a	Bob Melvin	50-31 <sup>1</sup>	44-37
2013	**1	96	66	.593	+5½	n/a	Bob Melvin	52-29	44-37
2014	*2	88	74	.543	-10	2nd (+1)	Bob Melvin	48-33	40-41
2015	5	68	94	.420	-20	12 (-18)	Bob Melvin	34-47	34-47
2016	5	69	93	.426	-26	10 (-20)	Bob Melvin	34-47	35-46
2017	5	75	87	.463	-26	t9 (-10)	Bob Melvin	46-35	29-52
2018	*2	97	65	.599	-6	2nd (+7)	Bob Melvin	50-31	47-34
2019	*2	97	65	.599	-10	1st (+4)	Bob Melvin	52-29 <sup>3</sup>	45-36
<b>Oakland Totals</b>		<b>4313</b>	<b>3980</b>	<b>.520</b>				<b>2338-1811</b>	<b>1975-2169</b>
<b>Athletics Totals</b>		<b>9028</b>	<b>9452</b>	<b>.489</b>				<b>4936-4282</b>	<b>4092-5170</b>

\* American League Wild Card Champions (4 times)

\*\* American League Western Division Champions (16 times)

\*\*\* American League Champions (15 times: Oakland 6 times, Philadelphia 9 times)

\*\*\*\* World Champions (9 times: Oakland 4 times, Philadelphia 5 times)

<sup>1</sup> includes 2-4 record at Las Vegas

<sup>2</sup> includes 1-1 record at Tokyo

<sup>3</sup> includes 0-2 record at Tokyo

# ATHLETICS VS. THE AMERICAN LEAGUE

YEAR	BAL	BOS	CHI	CLE	DET	MIL	NY	STL	WAS	TOTAL
1901	8-12	10-10	8-12	14-6	9-7	14-6			11-9	74-62
1902	13-6	11-9	10-10	12-8	16-4			9-10	12-6	83-53
1903		6-13	14-6	11-9	9-11		8-10	11-8	16-3	75-60
1904		9-13	14-8	10-11	12-10		9-12	11-10	16-6	81-70
1905		15-7	12-9	15-7	13-9		11-8	15-7	11-9	92-56
1906		14-8	9-12	10-12	13-6		8-13	9-11	15-5	78-67
1907		14-8	12-10	14-8	8-11		9-10	14-6	17-4	88-57
1908		12-10	9-13	6-16	8-14		14-8	8-13	11-11	68-85
1909		11-10	10-12	13-9	14-8		14-8	14-8	19-3	95-58
1910		18-4	14-8	14-7	13-9		12-9	17-5	14-6	102-48
1911		13-9	11-9	17-5	10-12		15-6	20-2	15-7	101-50
1912		7-15	10-12	14-8	13-9		17-5	16-6	13-7	90-62
1913		11-11	11-11	13-9	15-7		17-5	15-6	14-8	96-57
1914		9-12	17-5	19-3	12-9		14-8	15-7	13-9	99-53
1915		5-17	3-19	7-15	5-17		9-11	6-16	8-14	43-109
1916		6-16	4-18	4-18	4-18		7-15	5-17	6-15	36-117
1917		3-18	7-15	6-16	10-12		7-15	11-11	11-11	55-98
1918		6-13	10-11	7-13	11-9		4-8	8-10	6-12	52-76
1919		6-14	3-17	4-16	6-14		2-18	7-13	8-12	36-104
1920		9-13	6-16	6-16	10-12		3-19	8-14	6-16	48-106
1921		10-12	8-14	7-15	7-14		5-17	5-17	11-11	53-100
1922		12-10	10-12	11-11	6-16		5-17	9-13	12-10	65-89
1923		7-13	12-10	10-12	10-12		6-16	9-13	15-7	69-83
1924		10-12	11-11	11-11	11-11		8-12	13-9	7-15	71-81
1925		17-5	14-8	11-11	14-8		13-9	12-10	7-13	88-64
1926		14-8	15-6	8-14	11-11		13-9	15-7	7-12	83-67
1927		16-6	14-8	12-10	13-9		8-14	16-6	12-10	91-63
1928		18-3	16-6	16-6	14-8		6-16	16-6	12-10	98-55
1929		18-4	13-9	14-7	18-4		14-8	11-10	16-4	104-46
1930		18-4	16-6	15-7	15-7		12-10	16-6	10-12	102-52
1931		16-4	19-3	18-4	18-4		11-11	14-8	11-11	107-45
1932		18-4	15-7	12-10	15-7		8-14	16-6	10-12	94-60
1933		8-14	10-12	16-6	11-11		9-12	14-6	11-11	79-72
1934		9-12	13-9	9-13	10-12		7-15	9-12	11-9	68-82
1935		6-16	10-12	10-12	5-14		6-14	11-11	10-12	58-91
1936		9-13	7-15	9-13	5-17		6-16	11-10	6-16	53-100
1937		3-17	7-15	9-13	8-14		8-14	11-11	8-13	54-97
1938		8-14	10-12	4-18	8-14		5-16	12-9	6-16	53-99
1939		4-18	11-11	4-18	11-11		4-18	13-9	8-12	55-97
1940		4-18	6-16	8-14	11-11		9-13	8-14	8-14	54-100
1941		6-16	12-10	7-15	9-13		8-14	11-11	11-11	64-90
1942		8-14	10-12	6-16	9-13		6-16	6-16	10-12	55-99
1943		11-11	4-18	6-16	9-13		6-16	8-14	5-17	49-105
1944		11-11	13-9	10-12	11-11		9-13	9-13	9-13	72-82
1945		8-14	10-12	6-12	7-15		6-16	10-12	5-17	52-98
1946		5-17	10-12	7-15	5-17		6-16	10-12	6-16	49-105
1947		12-10	11-11	11-11	11-11		9-13	13-9	11-11	78-76
1948		10-12	16-6	6-16	10-12		10-12	18-4	14-8	84-70
1949		8-14	16-6	13-9	8-14		8-14	12-10	16-6	81-73
1950		3-19	11-11	5-17	5-17		7-15	8-14	13-9	52-102
1951		7-15	13-9	6-16	9-13		9-13	14-8	12-10	70-84
1952		10-12	11-11	9-13	17-5		9-13	14-8	9-13	79-75
1953		7-15	12-10	3-19	11-11		5-17	13-9	8-14	59-95
1954	12-10	7-15	5-17	4-18	9-13		4-18		10-12	51-103
1955	12-10	8-14	8-14	5-17	10-12		7-15		13-9	63-91
1956	7-15	10-12	8-14	5-17	6-16		4-18		12-10	52-102
1957	5-16	6-16	8-14	11-11	14-8		3-19		12-10	59-94
1958	10-12	10-12	10-12	12-10	10-12		9-13		12-10	73-81
1959	14-8	11-11	10-12	7-15	7-15		5-17		12-10	66-88
1960	9-13	9-13	7-15	7-15	12-10		7-15		7-15	58-96

YEAR	BAL	BOS	CHI	CLE	DET	HOU	KC	LAA	MIL	MIN	NYG	SEA	TB	TEX	TOR	TOTAL
1961	5-13	8-10	4-14	9-8	6-12			9-9		7-11	4-14			9-9		61-100
1962	8-10	8-10	9-9	7-11	6-12			6-12		8-10	5-13			15-3		72-90
1963	9-9	11-7	6-12	7-11	5-13			10-8		9-9	6-12			10-8		73-89
1964	5-13	6-12	2-16	8-10	7-11			6-12		9-9	6-12			8-10		57-105
1965	7-11	7-11	5-13	9-9	5-13			5-13		8-10	7-11			6-12		59-103
1966	5-11	9-9	5-13	12-6	12-6			9-9		8-10	5-13			9-9		74-86
1967	8-10	6-12	10-8	7-11	6-12			4-14		8-10	7-11			6-11		62-99
1968	9-9	10-8	8-10	12-6	5-13			13-5		10-8	8-10			7-11		82-80
1969	4-8	8-4	10-8	7-5	5-7		10-8	12-6	13-5	5-13	6-6			8-4		88-74
1970	5-7	5-7	16-2	5-7	6-6		11-7	10-8	10-8	5-13	6-6			10-2		89-73
1971	4-7	9-3	7-11	8-4	8-4		13-5	11-7	15-3	10-8	7-5			9-3		101-60
1972	6-6	3-9	8-7	10-2	8-4		11-7	10-8	8-4	9-8	9-3			11-4		93-62
1973	7-5	8-4	12-6	9-3	5-7		10-8	12-6	8-4	4-14	8-4			11-7		94-68
1974	6-6	4-8	11-7	7-5	7-5		10-8	12-6	7-5	13-5	5-7			8-10		90-72
1975	8-4	6-6	9-9	10-2	6-6		11-7	11-7	7-5	12-6	6-6			12-6		98-64
1976	8-4	8-4	9-8	8-4	6-6		9-9	12-6	7-5	7-11	6-6			7-11		87-74
1977	2-8	3-8	5-10	3-7	5-5		6-9	10-5	5-5	6-8	2-9	7-8		2-13	7-3	63-98
1978	0-11	5-5	8-7	6-4	4-6		5-10	6-9	1-9	6-9	2-8	13-2		6-9	7-4	69-93
1979	4-8	3-9	4-9	4-8	5-7		4-9	3-10	6-6	4-9	3-9	8-5		2-11	4-8	54-108
1980	5-7	3-9	7-6	6-6	6-6		7-6	10-3	5-7	7-6	4-8	8-5		7-6	8-4	83-79
1981	5-7	5-7	6-7	2-3	2-1		3-3	8-2	2-4	8-2	3-4	6-1		4-2	10-2	64-45
1982	5-7	4-8	4-9	8-4	3-9		6-7	4-9	5-7	10-3	5-7	6-7		5-8	3-9	68-94
1983	4-8	4-8	5-8	5-7	6-6		6-7	8-5	6-6	9-4	4-8	9-4		2-11	6-6	74-88
1984	6-6	5-7	7-6	5-7	3-9		8-5	6-7	8-4	5-8	4-8	8-5		8-5	4-8	77-85
1985	5-7	4-8	5-8	9-3	4-8		5-8	7-6	9-3	5-8	5-7	8-5		6-7	5-7	77-85
1986	7-5	5-7	6-7	2-10	6-6		5-8	3-10	7-5	7-6	7-5	10-3		3-10	8-4	76-86
1987	5-7	8-4	4-9	8-4	7-5		8-5	7-6	6-6	3-10	7-5	5-8		6-7	7-5	81-81
1988	8-4	9-3	8-5	8-4	8-4		5-8	9-4	9-3	8-5	6-6	9-4		8-5	9-3	104-58
1989	7-5	5-7	8-5	10-2	8-4		6-7	8-5	7-5	7-6	9-3	9-4		8-5	7-5	99-63
1990	8-4	8-4	5-8	8-4	6-6		9-4	9-4	7-5	7-6	12-0	9-4		8-5	7-5	103-59
1991	9-3	4-8	6-7	7-5	8-4		7-6	12-1	4-8	5-8	6-6	6-7		4-9	6-6	84-78
1992	6-6	7-5	8-5	6-6	6-6		9-4	8-5	5-7	8-5	6-6	12-1		9-4	6-6	96-66
1993	2-10	3-9	6-7	4-8	4-8		7-6	7-6	5-7	5-8	6-6	9-4		5-8	5-7	68-94
1994	5-7	3-9	3-6	0-6	4-5		3-7	6-3	1-4	5-2	5-7	4-3		7-3	5-1	51-63
1995	7-5	4-8	5-7	0-7	3-2		8-5	7-6	2-7	7-5	9-4	7-6		5-8	3-7	67-77
1996	4-9	5-8	7-5	6-6	8-4		7-5	7-6	5-7	7-6	3-9	8-5		7-6	4-8	78-84
1997	3-8	4-7	3-8	4-7	4-7		8-3	1-11	6-5	4-7	5-6	5-7		5-7	6-5	58-88
1998	3-8	2-9	7-4	8-3	4-7		4-7	7-5		7-4	3-8	5-7	5-6	6-6	5-6	66-80
1999	7-5	6-4	7-3	2-10	6-4		6-6	4-8		5-7	4-6	6-6	9-1	5-7	8-2	75-69
2000	8-4	5-5	3-6	6-6	4-6		8-4	8-5		7-5	3-6	9-4	7-2	5-7	7-3	80-63
2001	7-2	5-4	8-1	3-4	6-1		6-3	14-6		4-5	6-3	9-10	7-2	9-10	6-3	90-54
2002	5-4	3-6	7-2	5-2	6-1		8-1	11-9		6-3	4-5	8-11	8-1	13-6	3-6	87-57
2003	7-2	4-3	5-4	6-3	6-3		7-2	12-8		1-8	6-3	7-12	6-3	15-4	5-2	87-57
2004	7-0	1-8	7-2	3-6	5-4		7-2	9-10		5-2	2-7	11-8	7-2	11-9	6-3	81-63
2005	6-4	4-6	7-2	3-6	5-1		4-2	9-10		6-4	2-7	12-6	4-5	11-8	5-5	78-66
2006	4-2	7-3	3-3	6-3	4-5		5-4	8-11		4-6	6-3	17-2	6-3	9-10	6-4	85-59
2007	4-4	4-4	5-4	4-6	6-4		4-6	10-9		2-5	4-2	5-14	4-6	9-10	5-4	66-78
2008	5-0	4-6	4-5	4-5	6-3		3-6	9-10		5-5	1-5	10-9	3-6	7-12	4-6	65-78
2009	5-1	5-5	5-4	5-2	4-5		6-2	7-12		6-4	2-7	5-14	6-4	11-8	3-6	70-74
2010	7-3	5-4	5-4	6-3	3-3		6-3	8-11		3-6	1-9	13-6	4-5	9-10	3-4	73-71
2011	5-4	2-6	4-6	2-5	5-5		5-4	11-8		4-4	3-6	9-10	5-2	6-13	5-5	66-78
2012	5-4	8-1	3-3	8-2	3-4		4-5	10-9		5-4	5-5	12-7	5-4	11-8	5-4	84-60
2013	2-5	3-3	5-2	2-5	4-3	15-4	5-1	11-8		6-1	5-1	8-11	3-3	10-9	4-3	83-59
2014	4-2	4-3	3-4	4-2	2-5	11-8	2-5	9-10		6-1	4-2	9-10	4-2	9-10	4-3	75-67
2015	1-6	1-5	2-5	4-3	4-2	9-10	1-5	8-11		3-4	4-3	6-13	3-4	10-9	1-5	57-85
2016	4-3	1-5	2-5	2-4	3-4	6-13	6-1	7-12		4-2	3-4	7-12	5-2	9-10	3-3	62-80
2017	3-4	4-3	5-1	4-3	5-1	7-12	3-3	7-12		3-3	5-2	7-12	2-5	11-8	2-5	68-74
2018	5-1	4-2	5-2	4-2	7-0	7-12	5-2	9-10		5-2	3-3	9-10	2-5	13-6	7-0	85-57
2019	6-1	3-4	5-1	5-1	6-1	8-11	5-2	13-6		4-3	4-2	10-9	4-3	13-6	0-6	86-56
<b>Totals</b>		<b>889-1081</b>	<b>918-1035</b>	<b>938-1001</b>	<b>68-71</b>	<b>499-459</b>	<b>327-267</b>		<b>499-459</b>	<b>795-1149</b>	<b>109-76</b>	<b>360-301</b>	<b>109-76</b>	<b>475-455</b>	<b>224-201</b>	<b>8800-9256</b>
	<b>1010-947</b>									<b>1013-1010</b>						

**Note:** Baltimore record also includes Milwaukee Brewers (1901) and St. Louis Browns (1902-53). Houston total includes 5-1 record while in the NL. Minnesota record includes Washington Senators (1901-60). New York record includes Baltimore Orioles (1901-02). Milwaukee record includes Seattle Pilots (1969). Texas record includes Washington Senators (1961-71).

# ATHLETICS VS. THE NATIONAL LEAGUE

YEAR	ARI	ATL	CHI	CIN	COL	HOU	LA	MIA	MIL	NYM	PHI	PIT	STL	SD	SF	WAS	TOTAL
1997					1-3		1-3							3-1	2-2		7-9
1998	2-1				1-2		1-2							2-1	2-2		8-8
1999	2-1				3-0		3-0							1-2	3-3		12-6
2000	2-1				1-2		2-1							3-0	3-3		11-7
2001	3-0				3-0		2-1							2-1	2-4		12-6
2002				3-0		3-0			3-0			3-0			4-2		16-2
2003		1-2						1-2			1-2				3-3	3-0	9-9
2004			1-2	3-0								3-0	0-3		3-3		10-8
2005		2-1								2-1	2-1				4-2	0-3	10-8
2006	0-3				1-2		3-0							1-2	3-3		8-10
2007				2-1		2-1				0-3			1-2		5-1		10-8
2008	1-2	1-2						2-1			2-1				4-2		10-8
2009	1-2				0-3		1-2							2-1	1-5		5-13
2010			1-2	0-3								3-0	1-2		3-3		8-10
2011	2-1							1-2		1-2	1-2				3-3		8-10
2012	0-3				3-0		3-0							2-1	2-4		10-8
2013			2-1	2-2					2-1			2-1	2-1		3-1		13-7
2014		0-3						3-0		2-2	2-1				3-1	3-0	13-7
2015	2-1				2-1		3-1							3-1	1-5		11-9
2016			0-3	1-2					1-3			0-3	2-1		3-1		7-13
2017		0-3						1-3		1-2	2-1				2-2	1-2	7-13
2018	2-1				0-3		2-2							4-0	4-2		12-8
2019			1-2	2-1					2-1			1-2	4-0		1-3		11-9
<b>Totals</b>	<b>17-16</b>	<b>4-11</b>	<b>5-10</b>	<b>13-9</b>	<b>15-16</b>		<b>21-12</b>	<b>8-8</b>	<b>194-164</b>	<b>6-10</b>	<b>10-8</b>	<b>12-6</b>	<b>10-9</b>	<b>23-10</b>	<b>64-60</b>	<b>7-5</b>	<b>228-196</b>

Note: Washington record also includes Montreal Expos (2003). Milwaukee total includes 186-159 record while in the AL.

# ATHLETICS IN DIVISIONAL PLAY

YEAR	A.L. WEST			A.L. CENTRAL			A.L. EAST			NATIONAL LEAGUE		
	HOME	ROAD	TOTAL	HOME	ROAD	TOTAL	HOME	ROAD	TOTAL	HOME	ROAD	TOTAL
1969	26-19	24-21	50-40				23-13	15-21	38-34			
1970	27-18	25-20	52-38				22-14	15-21	37-35			
1971	24-21	32-13	56-34				22-14	23-12	45-26			
1972	28-13	21-21	49-34				20-16	24-12	44-28			
1973	26-19	23-22	49-41				24-12	21-15	45-27			
1974	31-14	23-22	54-36				18-18	18-18	36-36			
1975	32-13	23-22	55-35				22-14	21-15	43-29			
1976	27-18	17-27	44-45				24-12	19-17	43-29			
1977	23-22	13-31	36-53				12-24	15-21	27-45			
1978	23-21	21-25	44-46				15-21	10-26	25-47			
1979	15-24	10-29	25-53				16-26	13-29	29-55			
1980	25-14	21-18	46-32				21-21	16-26	37-47			
1981	15-11	20-6	35-17				20-10	9-18	29-28			
1982	19-20	16-23	35-43				17-25	16-26	33-51			
1983	22-17	17-22	39-39				20-22	15-27	35-49			
1984	25-14	17-22	42-36				19-23	16-26	35-49			
1985	21-16	15-26	36-42				22-20	19-23	41-43			
1986	18-20	15-24	33-44				29-16	14-26	43-42			
1987	17-22	16-23	33-45				25-17	23-19	48-36			
1988	24-15	23-16	47-31				30-12	27-15	57-27			
1989	25-14	21-18	46-32				29-13	24-18	53-31			
1990	22-17	25-14	47-31				29-13	27-15	56-28			
1991	25-14	15-24	40-38				22-20	22-20	44-40			
1992	29-10	25-14	54-24				22-20	20-22	42-42			
1993	20-19	19-20	39-39				18-24	11-31	29-55			
1994	8-5	9-4	17-9	5-14	7-11	12-25	11-13	11-16	22-29			
1995	13-7	6-13	19-20	11-15	11-16	22-31	14-12	12-14	26-26			
1996	11-9	11-8	22-17	18-12	14-17	32-29	11-20	13-18	24-38			
1997	5-13	6-12	11-25	13-14	12-16	25-30	13-15	9-18	22-33	4-4	3-5	7-9



YEAR	A.L. WEST			A.L. CENTRAL			A.L. EAST			NATIONAL LEAGUE		
	HOME	ROAD	TOTAL	HOME	ROAD	TOTAL	HOME	ROAD	TOTAL	HOME	ROAD	TOTAL
1998	9-9	9-9	18-18	16-12	14-13	30-25	10-17	8-20	18-37	4-4	4-4	8-8
1999	11-7	4-14	15-21	16-10	10-20	26-30	17-11	17-7	34-18	8-1	4-5	12-6
2000	13-6	9-10	22-16	13-17	15-10	28-27	14-9	16-11	30-20	7-2	4-5	11-7
2001	16-13	16-13	32-26	9-7	18-7	27-14	21-6	10-8	31-14	7-2	5-4	12-6
2002	19-10	13-16	32-26	19-6	13-3	32-9	8-10	15-12	23-22	8-1	8-1	16-2
2003	20-9	14-15	34-24	12-6	13-14	25-20	19-6	9-7	28-13	6-3	3-6	9-9
2004	17-12	14-15	31-27	16-8	11-8	27-16	12-7	11-13	23-20	7-2	3-6	10-8
2005	15-14	17-10	32-24	13-8	12-7	25-15	10-12	11-15	21-27	7-2	3-6	10-8
2006	16-12	18-11	34-23	14-8	8-13	22-21	15-7	14-8	29-15	4-5	4-5	8-10
2007	12-16	12-17	24-33	14-11	7-14	21-25	9-10	12-10	21-20	5-4	5-4	10-8
2008	14-14	12-17	26-31	13-9	9-15	22-24	11-11	6-12	17-23	5-4	5-4	10-8
2009	11-18	12-16	23-34	17-8	9-9	26-17	10-8	11-15	21-23	2-7	3-6	5-13
2010	18-11	12-16	30-27	9-8	14-11	23-19	14-12	6-13	20-25	6-3	2-7	8-10
2011	15-13	11-18	26-31	11-14	9-10	20-24	11-8	9-15	20-23	6-3	2-7	8-10
2012	16-12	17-12	33-24	12-7	11-11	23-18	16-9	12-9	28-18	6-3	4-5	10-8
2013	21-18	23-14	44-32	13-3	9-9	22-12	10-6	7-9	17-15	8-2	5-5	13-7
2014	18-19	20-19	38-38	9-8	8-9	17-17	13-4	7-8	20-12	8-2	5-5	13-7
2015	16-23	17-20	33-43	5-11	9-8	14-19	7-9	3-14	10-23	6-4	5-5	11-9
2016	13-24	16-23	29-47	10-6	7-10	17-16	9-9	7-8	16-17	2-8	5-5	7-13
2017	21-17	11-27	32-44	10-5	10-6	20-11	12-6	4-13	16-19	3-7	4-6	7-13
2018	19-20	19-18	38-38	13-3	13-5	26-8	11-5	10-6	21-11	7-3	5-5	12-8
2019	24-15	20-17	44-32	11-4	14-4	25-8	11-6	6-10	17-16	6-4	5-5	11-9
<b>Totals</b>	<b>980-771</b>	<b>1825-1678</b>	<b>845-907</b>	<b>287-276</b>	<b>322-234</b>	<b>609-510</b>	<b>860-688</b>	<b>709-828</b>	<b>1569-1516</b>	<b>96-116</b>	<b>132-80</b>	<b>228-196</b>

## OAKLAND A'S MONTH-BY-MONTH

Year	March	April	May	June	July	August	September	October
1968	-	8-10	13-14	17-12	15-15	16-17	13-12	-
1969	-	11-8	12-13	17-9	18-11	16-15	13-17	1-1
1970	-	8-12	17-11	17-10	15-12	13-17	18-11	1-0
1971	-	17-8	16-10	17-8	14-13	23-8	14-13	-
1972	-	7-4	18-8	18-11	16-15	14-13	18-10	2-1
1973	-	9-11	15-13	18-11	17-12	20-7	15-14	-
1974	-	10-10	17-11	14-14	20-8	15-14	14-13	0-2
1975	-	12-8	16-10	20-9	18-11	15-16	17-10	-
1976	-	9-8	12-17	15-13	17-11	17-12	16-11	1-2
1977	-	12-9	10-15	10-17	10-19	10-18	11-18	0-2
1978	-	16-5	11-15	11-18	17-13	7-21	7-20	0-1
1979	-	8-14	9-19	5-24	8-20	14-15	10-16	-
1980	-	12-8	13-13	7-21	19-10	14-14	16-11	2-2
1981	-	18-3	13-17	6-3	-	10-9	15-12	2-1
1982	-	11-11	12-16	10-18	11-15	14-15	9-17	1-2
1983	-	11-9	11-16	14-15	12-17	17-13	8-16	1-2
1984	-	14-10	9-17	15-14	10-18	14-14	15-12	-
1985	-	9-12	13-12	17-10	13-14	15-14	8-20	2-3
1986	-	11-10	12-16	7-22	14-12	17-11	13-13	2-2
1987	-	9-14	15-10	16-11	12-15	15-14	12-15	2-2
1988	-	16-7	19-8	13-14	16-12	20-9	19-7	1-1
1989	-	18-8	16-10	13-14	16-10	18-11	17-10	1-0
1990	-	14-5	18-9	15-12	17-14	18-9	20-8	1-2
1991	-	13-7	15-12	13-15	15-12	15-14	11-15	2-3
1992	-	14-8	13-14	18-9	15-11	19-10	15-12	2-2
1993	-	7-11	12-16	12-14	12-17	9-21	15-13	1-2
1994	-	7-17	8-19	17-9	15-11	4-7	-	-
1995	-	1-4	16-12	16-12	8-20	17-12	9-16	0-1
1996	-	13-12	11-16	14-15	17-10	11-19	12-12	-
1997	-	13-13	9-21	12-15	8-19	11-16	12-13	-
1998	-	12-14	10-17	15-13	11-16	15-15	11-13	-
1999	-	10-14	17-10	10-16	16-10	19-10	13-14	2-1
2000	-	12-13	15-13	18-7	13-14	11-16	21-7	1-0
2001	-	8-17	18-9	12-15	19-8	22-7	17-4	6-0
2002	-	15-11	10-17	21-7	15-12	24-4	18-8	-

RECORDS

## Oakland A's Month-by-Month, continued

Year	March	April	May	June	July	August	September	October
2003	-	17-10	14-13	15-12	16-11	20-9	14-11	-
2004	-	11-12	15-11	17-10	15-12	20-8	12-16	1-2
2005	-	12-12	7-20	19-8	20-6	17-11	11-17	2-0
2006	-	12-12	12-17	18-8	14-13	21-6	15-13	1-0
2007	-	12-13	14-13	15-13	9-18	17-12	9-17	-
2008	1-1	16-11	12-15	16-10	8-17	10-20	12-12	-
2009	-	8-11	11-18	13-15	12-14	14-15	17-10	0-4
2010	-	12-12	16-12	10-17	14-10	13-15	13-15	3-0
2011	-	13-14	14-15	9-17	13-13	11-17	14-12	-
2012	1-1	10-12	11-16	15-13	19-5	18-10	17-11	3-0
2013	-	16-12	16-12	16-11	15-10	14-13	19-8	-
2014	0-1	18-9	16-12	17-9	15-10	12-17	10-16	-
2015	-	9-14	11-19	15-12	10-14	13-15	8-19	2-1
2016	-	13-12	11-17	11-15	12-14	10-18	10-17	2-0
2017	-	11-14	12-15	12-16	12-14	11-16	16-12	1-0
2018	1-2	13-12	15-14	17-10	17-8	18-9	16-10	-
2019	3-3	11-15	16-10	17-11	15-9	17-9	18-8	-
<b>Totals</b>	<b>6-8</b>	<b>609-552</b>	<b>694-725</b>	<b>742-664</b>	<b>725-655</b>	<b>785-677</b>	<b>703-657</b>	<b>49-42</b>

## ATHLETICS FRANCHISE RECORDS

### TEAM GENERAL

#### Most Games Won

Season	107 (1931)
Home	60 (1931)
Road	55 (1971)
Consecutive	20 (Aug. 13-Sept. 4, 2002)
Consecutive, Home	22 (July 15-Aug. 31, 1931)
Consecutive, Road	14 (May 3-30, 1931)
vs. One Team	20 (St. Louis, 1911)
by Shutout	27 (1907, 1909)
by One Run	33 (2004)
in Extra Innings	14 (1988)
Month	26 (July, 1931)

#### Most Games Lost

Season	117 (1916)
Home	55 (1956, 1964)
Road	64 (1916)
Consecutive	20 (1916, 1943)
Consecutive, Home	13 (May 27-July 6, 1920)
Consecutive, Road	22 (July 11-Aug. 23, 1943)
vs. One Team	19 (five times, last: New York, 1957)
by Shutout	24 (1943)
Fewest Lost By Shutout	2 (1902, 1931 and 1932)
by One Run	40 (1908)
in Extra Innings	16 (1921)
Month	28 (July, 1916)

#### Most Games

Season	163 (1964, 1968)
Shutout	41 (1909)
One Run	65 (1908)
Extra Innings	24 (1921, 1945)
Month	40 (Aug., 1938)

#### Highest Winning Percentage

Season	.704 (1931)
Home	.800 (1931)
Road	.688 (1971)
Shutout Games	.857 (1931, 12-2)
One-Run Games	.698 (1928, 30-13)
Extra Inning Games	1.000 (1928, 8-0)
Month	.857 (Aug., 2002; 24-4) .857 (April, 1981; 18-3)
Homestand (min. 6 games)	1.000 (Aug. 23-29, 2004; 7-0) 1.000 (Sept. 3-10, 2001; 7-0) 1.000 (May 4-12, 1948; 7-0) 1.000 (11 times, last: July 3-8, 2014; 6-0)
Roadtrip (min. 6 games)	1.000 (May 9-21, 1931; 11-0) 1.000 (Aug. 19-28, 2002; 10-0) 1.000 (April 9-16, 1981; 8-0) 1.000 (April 5-11, 2013; 6-0)

#### Lowest Winning Percentage

Season	.235 (1916)
Home	.267 (1915)
Road	.169 (1916)
Shutout Games	.045 (1919, 1-21)
One-Run Games	.256 (1916, 11-32)
Extra Inning Games	.200 (1916, 2-8)
Month	.067 (July, 1916; 2-28)
Homestand (min. 6 games)	.000 (Aug. 10-16, 1956; 0-6) .000 (July 5-11, 1937; 0-6) .000 (Sept. 27-October 2, 1920; 0-6)
Road Trip (min. 6 games)	.000 (15 times. Most losses: 0-9, Sept. 22-October 1, 1995)

## Most Players Used

Season	56 (1915)
Pitchers, Season	34 (2018)
Game, Nine Innings	24 (vs. Seattle, Sept. 1, 2018) 24 (vs. Minnesota Sept. 28, 1972) 24 (vs. California, Sept. 6, 1966)
Game, Extra Innings	30 (vs. Chicago, Sept. 19, 1972; 15 inn.)
Pitchers, Game	9 (vs. Seattle, Sept. 1, 2018, 9 inn.) 9 (at New York-AL, Sept. 22, 2012; 14 inn.) 9 (at Boston, June 4, 2011; 14 inn.) 9 (vs. Seattle, Sept. 20, 1997; 15 inn.)

## Fewest Players Used

Season	19 (1905)
Pitchers, Season	7 (1905)

## Length of Game

Most Innings	24 (vs. Detroit, July 21, 1945) 24 (at Boston, Sept. 1, 1906)
Longest Time, 9 inn.	4:31 (at New York-AL, Aug. 25, 2011)
Longest Time, Extra Inn.	6:32 (vs. Los Angeles-AL, April 29, 2013)

## Left On Base

Season, Most	1274 (2004)
Season, Fewest	925 (1957)
Nine Inning Game, Most (since 1908)	17 (at Chicago, Sept. 18, 1982) 17 (at St. Louis, June 12, 1949, 2nd Game) 17 (at Washington, May 4, 1919)
Extra Inning Game, Most (since 1908)	21 (at Texas, July 1, 1979; 15 inn.) 21 (at Detroit, June 17, 1967; 19 inn.)
Extra Inning Game, Fewest	0 (N.Y., June 22, 1929; 14 inn.)

## Scoring Margin

Victory	22 (vs. Detroit, May 18, 1912; 24-2)
Shutout Victory	16 (six times, last: at Kansas City, June 1, 2018)
Defeat	23 (vs. Chicago, April 23, 1955; 6-29) 23 (vs. New York, May 24, 1936; 2-25)
Shutout Defeat	21 (New York, Aug. 13, 1939)
Largest Deficit Overcome to Win	12 (vs. Cle., June 15, 1925)
Largest Lead Surrendered in Loss	11 (at St.L., June 17, 1936)

## Errors

Season, Most	338 (1915)
Season, Fewest	80 (2019)
Game, Most (since 1905)	9 (vs. Boston, April 23, 1923) 9 (vs. Detroit, July 29, 1921)
Consecutive Games, No Errors	15 (June 25-July 9, 2016)

## Double Plays Turned

Most, Season	217 (1949)
Game	6 (several times, last: at Chicago, May 17, 1995)

## TEAM BATTING

### Batting Average

Highest	.307 (1925)
Lowest	.223 (1908)

### Slugging Percentage

Highest	.458 (2000)
Lowest	.292 (1908)

### On-Base Percentage

Highest	.372 (1927)
Lowest	.281 (1908)

## Most At Bats

Season	5728 (2004)
Game (since 1905)	84 (vs. Detroit, July 21, 1945; 24 inn.)
Game, Nine Inn. (since 1905)	52 (at Boston, May 1, 1929)

## Most Runs

Season	981 (1932)
Game	24 (vs. Boston, May 1, 1929) 24 (vs. Detroit, May 18, 1912)
Game, Loss	16 (at Texas, May 5, 2000; 16-17)
Game, Both Clubs	36 (Boston, June 29, 1950; 14-22)
Inning	13 (vs. California, July 5, 1996; 1st) 13 (vs. Chicago, April 21, 1956; 2nd) 13 (vs. Cleveland, June 15, 1925; 8th)
Consecutive Innings, No Runs	48 (Sept. 22-26, 1906)
Two Consecutive Games	34 (June 18-19, 2000) 34 (June 14-15, 1969)
Three Consecutive Games	44 (June 17-19, 2000)
Consecutive Games, One Or More Runs	113 (Aug. 23, 1931 to July 8, 1932)

## Most Hits

Season	1659 (1925)
Game, Nine Innings	29 (Boston, May 1, 1929)
Game, Extra Innings	29 (at Texas, July 1, 1979; 15 inn.)

## Most Singles

Season	1206 (1925)
Game (since 1905)	25 (at Texas, July 1, 1979; 15 inn.)

## Most Doubles

Season	336 (2004)
Game (since 1905)	10 (vs. Boston, July 8, 1905, G#2)

## Most Triples

Season	108 (1912)
Game	6 (vs. Detroit, May 18, 1912)

## Most Home Runs

Season	257 (2019)
Season, Home	129 (2017)
Season, Road	136 (2018)
Season, Grand Slam	14 (2000)
Season, Pinch Hit	8 (1970)
Season, Inside The Park	13 (1911)
Season, vs. One Team	35 (Seattle, 2019) 35 (Texas, 2019)
Season, Back-To-Back	13 (2000)
Players with 30 or More Home Runs	3 (1996, 1999, 2001, 2019)
Players with 20 or More Home Runs	7 (2019)
Players with 10 or More Home Runs	10 (2019)
Month	55 (June, 1996) 55 (Aug., 1999)
Game	8 (at California, June 27, 1996)
Game, Grand Slam	2 (at Seattle, Sept. 10, 2007) 2 (at Toronto, Aug. 24, 2003)
Inning	4 (vs. Chicago, April 27, 2002) 3rd inning: Hatteberg, Long, Pena, Menechino) 4 (vs. Tampa Bay, Aug. 1, 1999) 4th inning: Tejada, Chavez, Giambi, Jaha) 4 (vs. Boston, Aug. 21, 1997) 3rd inning: Giambi, Young, McDonald, Canseco)
Consecutive	3 (12 times, last: vs. Texas, April 15, 2006 (Chavez, Thomas, Bradley))
Consecutive Games with a Home Run	23 (July 2-27, 1996)
Two consecutive games	12 (June 25-27, 1996)

## Athletics Franchise Records, continued

### Most Total Bases

Season	2546 (1996)
Game	46 (at Houston, Sept. 10, 2019)

### Most Extra Base Hits

Season	572 (2019)
Game (since 1905)	11 (eight times, last: at Minnesota, Sept. 11, 2013)

### Most Runs Batted In

Season	923 (1932)
Game	23 (vs. Texas, Sept. 30, 2000) 23 (at Boston, May 1, 1929)

### Most Walks

Season	783 (1949)
Game	16 (vs. Chicago, May 2, 1952) 16 (at St. Louis, June 21, 1948)

### Most Strikeouts

Season	1491 (2017)
Game, Nine Innings	19 (at Cleveland, May 30, 2017) 19 (at Seattle, June 24, 1997)
Game, Extra Innings	21 (vs. Tampa Bay, July 30, 2012)

### Most Hit By Pitch

Season	88 (2001)
Game (since 1905)	5 (at Los Angeles-AL, Aug. 12, 2018) 5 (at Anaheim, June 7, 2001) 5 (at St. Louis, July 17, 1911)

### Most Sacrifice Hits

Season	147 (1906)
Game (since 1905)	7 (at St. Louis, June 23, 1935, G#2) 7 (vs. Cleveland, July 15, 1912)

### Most Sacrifice Flies

Season	77 (1984)
Game	3 (39 times, last: vs. Seattle, Sept. 27, 2017)

### Most Grounded Into Double Plays

Season	170 (1950) 170 (2006)
Game	5 (19 times, last: vs. San Diego, July 3, 2018)

### Most Stolen Bases

Season	341 (1976)
Season, vs. One Team (since 1905)	64 (New York, 1913)
Game (since 1905)	12 (at Minnesota, Aug. 1, 1976)

## TEAM PITCHING

### Earned Run Average

Lowest	1.79 (1910)
Highest	6.08 (1936)

### Complete Games

Most	136 (1904)
Fewest	1 (2012, 2017, 2019)
Consecutive (since 1908)	17 (Sept. 5-24, 1910)

### Shutouts

Most	27 (1907, 1909)
Fewest	1 (1919, 1997)
Consecutive	3 (10 times, last: Aug. 28-31, 1996)
Consecutive Shutout Innings	44 (Sept. 13-18, 1966)

### Saves

Most	64 (1988) 64 (1990)
Fewest	13 (1980)

### Innings Pitched

Most	1489.1 (1988)
Fewest	1324 (1938)

### Hits

Most, Season	1734 (1997)
Most, Game (since 1905)	33 (at Cle., July 10, 1932; 18 inn.)
Most, Nine Inning Game (since 1905)	29 (vs. Chicago, April 23, 1955)
Fewest, Season	1069 (1909)

### Runs Allowed

Most, Season	1045 (1936)
Most, Game	29 (vs. Chicago, April 23, 1955)
Most, Inning	14 (at Cleveland, June 18, 1950, G#2, 1st inn.) 14 (at Boston (July 4, 1948, 7th inn.)
Fewest, Season	408 (1909)

### Earned Runs Allowed

Most	913 (1936)
Fewest	282 (1910)

### Walks Allowed

Most, Season	827 (1915)
Most, Season, Intentional	78 (1968)
Most, Game	18 (Detroit, May 9, 1916)
Most, Game, Intentional	5 (three times, last: at California, Aug. 27, 1966)
Fewest, Season	366 (1904)
Fewest, Season, Intentional	17 (2017)

### Strikeouts

Most, Season	1299 (2019)
Most, Game	26 (vs. California, July 9, 1971; 20 inn.)
Most, Nine Inning Game	19 (vs. Detroit, Sept. 7, 2019)
Fewest, Season	371 (1924)

### Home Runs Allowed

Most, Season	220 (1964)
Most, Game	8 (vs. New York, June 28, 1939)
Most, Inning	5 (vs. Minnesota, June 9, 1966; 7th inn.)
Most Grand Slams, Season	8 (1993, 1999)
Fewest, Season	8 (1910)
Fewest Grand Slams, Season	0 (17 times. Last: 2003)

### Hit Batters

Most, Season	81 (1911)
Most, Game (since 1905)	5 (at Detroit, Aug. 11, 1965)
Fewest, Season	9 (1931)

### Wild Pitches

Most, Season	86 (2018)
Most, Game (since 1905)	5 (at Chicago, June 7, 1937)
Fewest, Season	13 (1946)

### Balks

Most, Season	76 (1988)
Most, Game	5 (at Seattle, April 13, 1988)
Fewest, Season	0 (1928)

## INDIVIDUAL BATTING

### Highest Batting Average

Career.....	.356 (Al Simmons, 1924-32, 40-41, 44)
Season, Right Hander .....	.426 (Nap Lajoie, 1901)
Season, Left Hander .....	.365 (Eddie Collins, 1911)
Season, Switch Hitter .....	.303 (Dave Philley, 1953)
Season, Pinch Hitter (min. 30 ab) .....	.452 (Elmer Valo, 1955)
Season, Designated Hitter.....	.328 (Erubiel Durazo, 2004)
Season, Rookie.....	.334 (Socks Seybold, 1901)

### Highest Slugging Percentage

Career.....	.640 (Jimmie Foxx, 1925-35)
Season, Right Hander .....	.749 (Jimmie Foxx, 1932)
Season, Left Hander .....	.660 (Jason Giambi, 2001)
Season, Switch Hitter .....	.469 (Jimmie Foxx, 1932)
Season, Rookie.....	.618 (Mark McGwire, 1997)

### Highest On-Base Percentage

Career.....	.440 (Jimmie Foxx, 1925-35)
Season, Left Hander .....	.477 (Jason Giambi, 2001)
Season, Right Hander .....	.469 (Jimmie Foxx, 1932)
Season, Switch Hitter .....	.381 (Nick Swisher, 2007)
Season, Rookie.....	.414 (Ferris Fain, 1947)

### Most Games Played

Career.....	1795 (Bert Campaneris, 1964-76)
Season .....	162 (13 times, last: <b>Marcus Semien, 2019</b> )
Season, Rookie.....	160 (Phil Garner, 1975)
Consecutive ...	594 (Miguel Tejada, June 2, 2000-Sept. 28, 2003)

### Most At Bats

Career.....	7180 (Bert Campaneris, 1964-76)
Season .....	670 (Al Simmons, 1932)
Season, Rookie.....	611 (Dick Howser, 1961)
Game .....	11 (Irv Hall vs. Detroit, July 21, 1945)

### Most Runs

Career.....	1270 (Rickey Henderson, 1979-84, 89-95, 98)
Season .....	152 (Al Simmons, 1930)
Season, Rookie.....	108 (Dick Howser, 1961)
Game .....	5 (several times, last: Luis Polonia at Kansas City, Sept. 9, 1988)

### Most Hits

Career.....	1882 (Bert Campaneris, 1964-76)
Season, Right Hander .....	253 (Al Simmons, 1925)
Season, Left Hander .....	214 (Doc Cramer, 1935)
Season, Switch Hitter .....	188 (Dave Philley, 1953)
Season, Rookie.....	183 (Al Simmons, 1924)
Game .....	6 (Joe DeMaestri at Detroit, July 8, 1955; 11 inn.) 6 (Roger Cramer vs. Detroit, July 13, 1935) 6 (Bob Johnson vs. Chi., June 16, 1934; 2nd game, 11 inn.) 6 (Jimmie Foxx at Cleveland, July 10, 1932; 18 inn.) 6 (Roger Cramer at Chicago, June 20, 1932) 6 (Jimmie Foxx vs. Wash., May 30, 1930; 1st game, 13 inn.) 6 (Danny Murphy at Boston, July 8, 1902)
Consecutive .	8 (several times, last: Josh Reddick, May 7-8, 2016)
Hitting Streak .....	29 (Billy Lamar, May 30-June 29, 1925)
Consecutive Games Reaching Base (since 1908) .....	62 (Mark McGwire, Sept. 16, 1995-June 18, 1996)
Consecutive At Bats, No Hits (since 1913) .....	42 (Tim Thompson, July 24-Aug. 19, 1957)

### Most Singles

Career.....	1472 (Bert Campaneris, 1964-76)
Season .....	174 (Al Simmons, 1925)
Season, Rookie.....	135 (Al Simmons, 1924)
Game .....	6 (Joe DeMaestri at Detroit, July 8, 1955; 11 inn.) 6 (Roger Cramer at Chicago, June 20, 1932)

### Most Doubles

Career.....	365 (Jimmy Dykes, 1918-32)
Season .....	53 (Al Simmons, 1926)
Season, Rookie.....	44 (Bob Johnson, 1933)
Game .....	4 (Frankie Hayes at Cleveland, July 25, 1936)

### Most Triples

Career.....	102 (Danny Murphy, 1902-13)
Season .....	21 (Frank Baker, 1912)
Season, Rookie.....	19 (Frank Baker, 1909)
Game .....	3 (Bert Campaneris vs. Cle., Aug. 29, 1967; 10 inn.)

### Most Home Runs

Career.....	363 (Mark McGwire, 1986-97)
Career, Pinch Hit .....	5 (Mark McGwire, 1986-97) 5 (Terry Steinbach, 1986-96) 5 (Mike Aldrete, 1993-95) 5 (Jeff Burroughs, 1982-84) 5 (Gus Zernial, 1951-57)
Career, Designated Hitter.....	98 (Dave Kingman, 1984-86)
Career, Grand Slams .....	9 (Mark McGwire, 1986-97) 9 (Gus Zernial, 1951-57) 9 (Sam Chapman, 1938-41, 45-51) 9 (Jimmie Foxx, 1925-35)
Career, Inside The Park .....	23 (Danny Murphy, 1902-13)
Career, Leadoff .....	43 (Rickey Henderson, 1979-84, 89-95, 98)
Season, Right Hander .....	58 (Jimmie Foxx, 1932)
Season, Left Hander .....	47 (Reggie Jackson, 1969)
Season, Switch Hitter .....	35 (Nick Swisher, 2006)
Season, Pinch Hitter.....	4 (Jeff Burroughs, 1982)
Season, Designated Hitter.....	46 ( <b>Khrist Davis, 2018</b> )
Season, Grand Slams .....	4 (Jason Giambi, 2000)
Season, Inside The Park .....	5 (Danny Murphy, 1911)
Season, Leadoff .....	7 (Rickey Henderson, 1993)
Season, Rookie .....	49 (Mark McGwire, 1987)
Season, Home .....	31 (Jimmie Foxx, 1933) 31 (Jimmie Foxx, 1932)
Season, Road .....	28 (Mark McGwire, 1996) 28 (Jose Canseco, 1991) 28 (Mark McGwire, 1987)
Month .....	15 (Bob Johnson, June, 1934) 15 (Mark McGwire, May, 1987)
Game ....	3 (28 times, last: <b>Khrist Davis vs. Texas, May 17, 2016</b> )
Game, Both Sides of Plate .....	nine times, last: Coco Crisp at New York-AL, Aug. 24, 2011
Two Consec. Games .....	5 (Josh Reddick, Aug. 9-10, 2013) 5 (Mark McGwire, June 10-11, 1995) 5 (Mark McGwire, June 27-28, 1987)
Inning.....	2 (Mark McGwire at Seattle, Sept. 22, 1996; 5th inn.)
Consecutive Games With Home Run .....	6 (Frank Thomas, Sept. 5-11, 2006)
Consecutive At Bats With Home Run.....	4 (Jimmie Foxx vs. Washington and N.Y., June 7-8, 1933) (Mike Epstein vs. Washington, June 15-16, 1971)
Home Run, First Major League At Bat .....	five times: (Terry Steinbach, Sept. 12, 1986 at Cleveland) (Joe Keough, Aug. 7, 1968 at New York, G#2) (Bert Campaneris, July 23, 1964 vs. Minnesota) (Gene Hasson, Sept. 9, 1937 vs. Washington, G#1) (Ace Parker, April 30, 1937 vs. Boston)

## Athletics Franchise Records, continued

Consecutive At Bats, No Home Runs (since 1908) ..... 1904  
(Irv Hall, April 20, 1943-Sept. 26, 1946)

### Most Runs Batted In

Career ..... 1178 (Al Simmons, 1924-32, 40-41, 44)  
Season, Right Hander ..... 169 (Jimmie Foxx, 1932)  
Season, Left Hander ..... 137 (Jason Giambi, 2000)  
Season, Switch Hitter ..... 101 (Ruben Sierra, 1993)  
Season, Designated Hitter ..... **118 (Chris Davis, 2018)**  
Season, Rookie ..... 118 (Mark McGwire, 1987)  
Game ..... 10 (Reggie Jackson at Boston, June 14, 1969)  
Inning ..... 6 (Matt Stairs vs. California, July 5, 1996; 1st inn.)  
6 (Joe Astroth at Washington, Sept. 23, 1950; 6th inn.)  
6 (Bob Johnson at Chicago, Aug. 29, 1937; 1st inn.)  
Consecutive Games With RBI 14 (Tris Speaker, May 16-30, 1928)

### Most Total Bases

Career ..... 2998 (Al Simmons, 1924-32, 40-41, 44)  
Season ..... 438 (Jimmie Foxx, 1932)  
Season, Rookie ..... 344 (Mark McGwire, 1987)  
Game ..... 16 (Jimmie Foxx at Cleveland, July 10, 1932; 18 inn.)

### Most Extra Base Hits

Career ..... 655 (Al Simmons, 1924-32, 40-41, 44)  
Season ..... 100 (Jimmie Foxx, 1932)  
Season, Rookie ..... 81 (Mark McGwire, 1987)  
Game ..... 4 (several times, last: Ryon Healy  
vs. Washington, June 3, 2017)

### Most Walks

Career ..... 1227 (Rickey Henderson, 1979-84, 89-95, 98)  
Career, Intentional ..... 84 (Reggie Jackson, 1967-75, 87)  
Season ..... 149 (Eddie Joost, 1949)  
Season, Rookie ..... 95 (Ferris Fain, 1947)  
Season, Intentional ..... 24 (Jason Giambi, 2001)  
Game ..... 5 (several times, last: Mark McGwire  
vs. Kansas City, April 26, 1997)  
Consecutive ..... 7 (Jose Canseco, Aug. 4-5, 1992)

### Most Strikeouts

Career ..... 1226 (Reggie Jackson, 1967-75, 87)  
Season ..... 197 (Jack Cust, 2008)  
Season, Rookie ..... 175 (Jose Canseco, 1986)  
Game ..... 5 (several times. Last: **Dustin Fowler  
at Houston, July 9, 2018**)  
Two Consecutive Games ..... 8 (Seth Smith, May 1-3, 2013)  
8 (Jose Canseco, July 14-16, 1997)  
8 (Rick Monday, April 28-29, 1970)

### Most Hit By Pitch

Career ..... 87 (Jimmy Dykes, 1918-32)  
Season ..... 20 (Jason Kendall, 2005)  
20 (Don Baylor, 1976)  
Season, Rookie ..... 15 (Olmedo Saenz, 1999)  
Game (since 1905) ..... 2 (59 times, last: **Mark Canha  
vs. Kansas City, Sept. 17, 2019**)

### Most Sacrifice Hits

Career ..... 188 (Jimmy Dykes, 1918-32)  
Season ..... 34 (Simon Nicholls, 1907)  
Season, Rookie ..... 34 (Simon Nicholls, 1907)  
Game (since 1905) ..... 3 (10 times, last: Ned Garver  
at Detroit, Sept. 23, 1960)

### Most Sacrifice Flies

Career ..... 59 (Mark McGwire, 1986-97)  
Season ..... 14 (Dave Kingman, 1984)  
Season, Rookie ..... 12 (Leo Posada, 1961)  
Game ..... 2 (32 times, last: Stephen Vogt  
at Tampa Bay, May 24, 2015)

### Most Grounded Into Double Plays

Career ..... 158 (Pete Suder, 1941-55)  
Season ..... 32 (Ben Grieve, 2000)  
Season, Rookie ..... 28 (George Kell, 1944)  
Game ..... 3 (Harry Simpson vs. Wash., June 12, 1957, G#2)  
3 (Benny McCoy vs. Washington, May 25, 1941)

### Most Stolen Bases

Career ..... 867 (Rickey Henderson, 1979-84, 89-95, 98)  
Season ..... 130 (Rickey Henderson, 1982)  
Season, Rookie ..... 42 (Mitchell Page, 1977)  
Game ..... 6 (Eddie Collins at St. Louis, Sept. 22, 1912; G#1)  
6 (Eddie Collins at Detroit, Sept. 11, 1912)  
Consecutive ..... 36 (Coco Crisp, July 16, 2011-June 19, 2012)

### Most Caught Stealing

Career ..... 219 (Rickey Henderson, 1979-84, 89-95, 98)  
Season ..... 42 (Rickey Henderson, 1982)  
Season, Rookie ..... 21 (Mike Edwards, 1978)  
Game ..... 3 (Rickey Henderson at California, July 27, 1982)  
3 (Joe Hauser vs. St. Louis, Aug. 18, 1922)

## INDIVIDUAL PITCHING

### Most Games Won

Career ..... 284 (Eddie Plank, 1901-14)  
Season, Right Hander ..... 31 (Jack Coombs, 1910)  
Season, Left Hander ..... 31 (Lefty Grove, 1931)  
Season, Rookie ..... 20 (Alex Kellner, 1949)  
20 (Scott Perry, 1918)  
Consecutive ..... 16 (Lefty Grove, 1931)

### Most Games Lost

Career ..... 162 (Eddie Plank, 1901-14)  
Season, Right Hander ..... 25 (Scott Perry, 1920)  
Season, Left Hander ..... 20 (Alex Kellner, 1950)  
Season, Rookie ..... 23 (Elmer Myers, 1916)  
Consecutive ..... 19 (Jack Nabors, 1916)

### Most Saves

Career ..... 320 (Dennis Eckersley, 1987-95)  
Season, Right Hander ..... 51 (Dennis Eckersley, 1992)  
Season, Left Hander ..... 22 (Sean Doolittle, 2014)  
Season, Rookie ..... 26 (Andrew Bailey, 2009)  
Consecutive Saves ..... 44 (Grant Balfour,  
May 5, 2012-July 22, 2013)

### Lowest Earned Run Average

Career ..... 1.97 (Rube Waddell, 1902-07)  
Season ..... 1.30 (Jack Coombs, 1910)  
Season, Rookie ..... 1.39 (Harry Kruise, 1909)

### Most Games

Career ..... 525 (Dennis Eckersley, 1987-95)  
Season ..... 84 (Billy Koch, 2002)  
Season, Rookie ..... 71 (Ryan Cook, 2012)  
71 (Aaron Small, 1997)

### Most Games Started

Career..... 459 (Eddie Plank, 1901-14)  
 Season..... 46 (Rube Waddell, 1904)  
 Season, Rookie..... 36 (Scott Perry, 1918)

### Most Complete Games

Career..... 362 (Eddie Plank, 1901-14)  
 Season..... 39 (Rube Waddell, 1904)  
 Season, Rookie..... 31 (Elmer Myers, 1916)  
 Consecutive (since 1905)..... 22 (Rick Langford,  
 May 23-Sept. 12, 1980)  
 Consecutive Won (since 1905)..... 11 (Bobby Shantz,  
 April 30-June 19, 1952)

### Most Shutouts

Career..... 59 (Eddie Plank, 1901-14)  
 Season..... 13 (Jack Coombs, 1910)  
 Season, Rookie..... 7 (Harry Krause, 1909)  
 Consecutive (since 1905)..... 4 (Jack Coombs, Sept. 9-21, 1910)  
 Consecutive Scoreless Innings..... 53.0 (Jack Coombs,  
 Sept. 5-25, 1910)

### Most Innings Pitched

Career..... 3860.2 (Eddie Plank, 1901-14)  
 Season..... 383 (Rube Waddell, 1904)  
 Season, Rookie..... 332.1 (Scott Perry, 1918)  
 Game..... 24 (Jack Coombs at Boston, Sept. 1, 1906)

### Hits

Career, Most..... 3438 (Eddie Plank, 1901-14)  
 Season, Most..... 360 (Jack Coombs, 1911)  
 Season, Rookie..... 295 (Scott Perry, 1918)  
 Game, Most..... 26 (Hod Lisenbee at Chicago, Sept. 11, 1936)  
 Game, Most, Extra Innings..... 29 (Eddie Rommel  
 at Cleveland, July 10, 1932)  
 Game, Fewest..... 0 (16 times, 14 complete)

### Most Runs

Career..... 1374 (Eddie Plank, 1901-14)  
 Season..... 169 (Elmer Myers, 1916)  
 Season, Rookie..... 169 (Elmer Myers, 1916)  
 Game (since 1902)..... 20 (Tom Sheehan at Washington,  
 Sept. 29, 1915; 2nd Game)

### Most Earned Runs

Career..... 1025 (Eddie Plank, 1901-14)  
 Season..... 146 (George Earnshaw, 1930)  
 Season, Rookie..... 130 (Buck Ross, 1936)  
 Game..... 15 (Win Noyes vs. Bos., Sept. 15, 1919)

### Most Walks

Career..... 913 (Eddie Plank, 1901-14)  
 Season..... 168 (Elmer Myers, 1916)  
 Season, Rookie..... 168 (Elmer Myers, 1916)  
 Game..... 16 (Bruno Haas vs. New York, June 23, 1915)

### Most Strikeouts

Career..... 1985 (Eddie Plank, 1901-14)  
 Season..... 349 (Rube Waddell, 1904)  
 Season, Rookie..... 182 (Elmer Myers, 1916)  
 Game, Nine Innings..... 16 (Jose Rijo at Seattle, April 19, 1986)  
 Game, Extra Innings..... 18 (Jack Coombs at Chicago,  
 Aug. 4, 1910; 16 inn.)  
 18 (Jack Coombs at Boston, Sept. 1, 1906; 24 inn.)  
 Inning..... 4 (Ryan Dull, April 17, 2018 vs. Chicago-AL; 8th inn.)  
 4 (Ryan Cook, April 27, 2012 at Baltimore; 8th inn.)  
 4 (Erik Hiljus, June 30, 2001 at Texas; 7th inn.)  
 4 (Blake Stein, July 27, 1998 at Tampa Bay; 4th inn.)

### Most Home Runs

Career..... 261 (Jim Hunter, 1965-74)  
 Season..... 40 (Orlando Peña, 1964)  
 Season, Rookie..... 28 (Jharell Cotton, 2017)  
 Game..... 6 (George Caster vs. Boston, Sept. 24, 1940)

### Most Hit Batters

Career..... 185 (Eddie Plank, 1901-14)  
 Season..... 32 (Chick Fraser, 1901)  
 Season, Rookie..... 25 (Chief Bender, 1903)  
 Game (since 1908)..... 4 (Byron Houck vs. Boston, Oct. 4, 1912)

### Most Wild Pitches

Career..... 87 (John Odom, 1964-75)  
 Season..... 22 (Mike Moore, 1992)  
 Season, Rookie..... 16 (Stu Flythe, 1936)  
 Game (since 1908)..... 4 (Stan Bahnsen vs. Cal., July 5, 1975)  
 4 (George Turbeville at Chicago, June 7, 1937)  
 4 (Al Kellogg at Cleveland, Sept. 29, 1908, G#2)

## OAKLAND ATHLETICS DOUBLEHEADERS

Team	Home		Road		Totals		Last Doubleheader	Result
	W-L-S		W-L-S		W-L-S			
Baltimore	5-1-0		3-3-6		8-4-6		September 23, 1999 at Baltimore	W, 9-6; L, 4-12
Boston	1-1-2		0-1-1		1-2-3		August 20, 1997 at Oakland	L, 5-7; L, 4-5 (13)
Chicago	6-6-4		5-6-6		11-12-10		June 22, 2018 at Chicago	W, 11-2; L, 4-6
Cleveland	2-0-5		4-5-6		6-5-11		September 14, 1996 at Cleveland	L, 2-9; L, 8-9
Detroit	3-0-3		1-1-5		4-1-8		August 22, 1998 at Oakland	W, 7-2; W, 7-1
Houston	1-0-0		0-0-0		1-0-0		September 9, 2017 at Oakland	W, 11-1; W, 11-4
Kansas City	4-1-7		3-5-4		7-6-11		September 4, 2008 at Kansas City	L, 4-5 (10); L, 6-9
Los Angeles (AL)	4-0-7		1-1-2		5-1-9		July 16, 2011 at Oakland	L, 2-4; W, 4-3 (10)
Milwaukee	2-0-4		3-1-4		5-1-8		August 10, 1997 at Oakland	W, 4-3; L, 5-9
Minnesota	4-4-3		3-10-10		7-14-13		May 26, 2001 at Minnesota	W, 5-4 (10); L, 6-7 (10)
New York	0-3-1		2-0-7		2-3-8		August 4, 1998 at Oakland	L, 4-10; L, 5-10
Philadelphia	0-0-0		0-1-0		0-1-0		June 8, 2003 at Philadelphia	L, 1-7; L, 3-8
Seattle	2-0-5		0-0-0		2-0-5		May 7, 2014 at Oakland	L, 4-6 (10); W, 2-0
Tampa Bay	0-0-0		0-0-1		0-0-1		June 10, 2017 at Tampa Bay	L, 5-6 (10); W, 7-2
Texas	2-3-9		2-3-5		4-6-14		May 29, 2009 at Texas	L, 3-6; L, 2-5
Toronto	1-0-2		1-1-1		2-1-3		July 8, 1995 at Oakland	L, 6-9; W, 6-3
<b>Totals</b>	<b>37-19-52</b>		<b>28-38-58</b>		<b>65-57-110</b>			

# OAKLAND ATHLETICS RECORDS

## TEAM GENERAL

### Most Games Won

Season	104 (1988)
Home	57 (2003)
Road	55 (1971)
Consecutive	20 (Aug. 13-Sept. 4, 2002)
Consecutive, Home	20 (Aug. 25, 2001-April 3, 2002)
Consecutive, Road	12 (Aug. 24-Sept. 12, 2012) 12 (July 31-Aug. 15, 1971)
vs. One Team	17 (Seattle, 2006)
by Shutout	23 (1972)
by One Run	33 (2004)
in Extra Innings	14 (1988)
Month	24 (Aug., 2002)
Homestand	11 (June 1-13, 2004)
Roadtrip	11 (May 29-June 11, 1972)

### Most Games Lost

Season	108 (1979)
Home	50 (1979)
Road	58 (1979)
Consecutive	14 (July 29-Aug. 12, 1977)
Consecutive, Home	12 (July 29-Aug. 21, 1977)
Consecutive, Road	15 (May 24-June 23, 1986)
vs. One Team	14 (Seattle, 2009) 14 (Seattle, 2007) 14 (Minnesota, 1973)
by Shutout	19 (1978)
Fewest Lost By Shutout	3 (2001, 2004, 2019)
by One Run	35 (2015)
in Extra Innings	14 (1976)
Month	24 (June, 1979)
Homestand	10 (July 26-Aug. 7, 1977)
Roadtrip	11 (July 15-29, 1993) 11 (June 12-25, 1978)

### Most Games

Season	163 (1968)
Shutout	31 (1972)
One Run	59 (1976)
Extra Innings	22 (1969 and 1976)
Month	33 (Aug., 1968)

### Highest Winning Percentage

Season	.642 (1988)
Home	.704 (2003)
Road	.688 (1971)
Shutout Games	.800 (2019, 12-3) .800 (1989, 20-5)
One-Run Games	.696 (2002, 32-14)
Extra Inning Games	.889 (1975, 8-1)
Month	.857 (Aug., 2002; 24-4) .857 (April, 1981; 18-3)
Homestand (min. 6 games)	1.000 (Aug. 23-29, 2004; 7-0) 1.000 (Sept. 3-10, 2001; 7-0) 1.000 (Sept. 10-16, 1992; 7-0) 1.000 (seven times, last: July 3-8, 2014; 6-0)
Roadtrip (min. 6 games)	1.000 (Aug. 19-28, 2002; 10-0) 1.000 (April 9-16, 1981; 8-0) 1.000 (April 5-11, 2013; 6-0)

### Lowest Winning Percentage

Season	.333 (1979)
Home	.383 (1979)
Road	.284 (1979)
Shutout Games	.100 (1997, 1-9)
One-Run Games	.352 (2015, 19-35)
Extra Inning Games	.231 (2009, 3-10)
Month	.172 (June, 1979; 5-24)
Homestand (min. 6 games)	.100 (July 6-15, 1979; 1-9)
Roadtrip (min. 6 games)	.000 (11 times. Most losses: 0-9, Sept. 22-October 1, 1995)

### Most Players Used

Season	54 (2007, 2017)
Pitchers, Season	34 (2018)
Game, Nine Innings	24 (vs. Seattle, Sept. 1, 2018) 24 (vs. Minnesota, Sept. 28, 1972)
Game, Extra Innings	30 (vs. Chicago, Sept. 19, 1972; 15 inn.)
Pitchers, Game	9 (vs. Seattle, Sept. 1, 2018; 9 inn.) 9 (at New York-AL, Sept. 22, 2012; 14 inn.) 9 (at Boston, June 4, 2011; 14 inn.) 9 (vs. Seattle, Sept. 20, 1997; 15 inn.)

### Fewest Players Used

Season	33 (1979)
Pitchers, Season	11 (1974)

### Length of Game

Most Innings	21 (at Washington, June 4, 1971)
Longest Time, Nine Innings	4:31 (at New York-AL, Aug. 25, 2011)
Longest Time, Extra Innings	6:32 (vs. Los Angeles-AL, April 29, 2013; 19 inn.)
Shortest Game	1:35 (vs. Kansas City, Sept. 28, 1971)

### Left On Base

Season, Most	1274 (2004)
Season, Fewest	1030 (1979)
Nine Inning Game, Most	17 (at Chicago, Sept. 18, 1982)
Extra Inning Game, Most	21 (at Texas, July 1, 1979; 15 inn.)
Extra Inning Game, Fewest	1 (at Minnesota, April 29, 2000, 10 inn.) 1 (vs. Chicago-AL, June 24, 1990, 10 inn.)

### Scoring Margin

Victory	21 (vs. Texas, Sept. 30, 2000; 23-2)
Shutout Victory	16 (at Kansas City, June 1, 2018) 16 (at Toronto, July 25, 2012) 16 (vs. San Francisco, June 26, 2005)
Defeat	16 (six times, last: at Baltimore, Aug. 16, 2015; 2-18)
Shutout Defeat	16 (at Kansas City, June 25, 1984)
Largest Deficit Overcome to Win	10 (vs. Minnesota, July 20, 2009)
Largest Lead Surrendered to Lose	8 (at Texas, May 5, 2000)

### Errors

Season, Most	190 (1977)
Season, Fewest	80 (2019)
Game, Most	7 (vs. Cleveland, June 7, 1987) 7 (at Chicago, Sept. 20, 1977) 7 (vs. Kansas City, July 24, 1976)
Consecutive Games, No Errors	15 (June 25-July 9, 2016)



## Double Plays Turned

Most, Season	195 (1996)
Game	6 (at Chicago, May 17, 1995) 6 (at Kansas City, Sept. 13, 1970)

## TEAM BATTING

### Batting Average

Highest	.270 (2000, 2004)
Lowest	.236 (1982)

### Slugging Percentage

Highest	.458 (2000)
Lowest	.343 (1968)

### On-Base Percentage

Highest	.360 (2000)
Lowest	.302 (1979)

### Most At Bats

Season	5728 (2004)
Game	76 (at Washington, June 4, 1971; 21 innings)
Game, Nine Innings	51 (at Houston, Sept. 10, 2019) 51 (at Boston, June 14, 1969)

### Most Runs

Season	947 (2000)
Game	23 (vs. Texas, Sept. 30, 2000)
Game, Loss	16 (at Texas, May 5, 2000; 16-17)
Game, Both Clubs	33 (at Texas, May 5, 2000; 16-17)
Inning	13 (vs. California, July 5, 1996; 1st)
Consecutive Innings, No Runs	31.0 (May 5-10, 1978)
Two Consecutive Games	34 (June 18-19, 2000) 34 (June 14-15, 1969)
Three Consecutive Games	44 (June 17-19, 2000)
Consecutive Games, One Or More Runs	104 (May 10-Sept. 8, 2019) 104 (June 18, 2001-April 10, 2002)

### Most Hits

Season	1545 (2004)
Game, Nine Innings	25 (at Houston, Sept. 10, 2019) 25 (at Boston, June 14, 1969)
Game, Extra Innings	29 (at Texas, July 1, 1979; 15 inn.)
Inning	10 (at Baltimore, Sept. 12, 2018; 3rd inn.) 10 (at Minnesota, Sept. 11, 2013; 4th inn.) 10 (at Kansas City, May 3, 2000; 7th inn.)

### Most Singles

Season	1061 (1983)
Game	25 (at Texas, July 1, 1979; 15 inn.)

### Most Doubles

Season	336 (2004)
Game	8 (seven times, last: vs. Houston, Aug. 18, 2018)

### Most Triples

Season	46 (2015)
Game	4 (at Texas, July 26, 2018)

### Most Home Runs

Season	257 (2019)
Season, Home	129 (2017)
Season, Road	136 (2018)
Season, Grand Slam	14 (2000)
Season, Inside The Park	2 (1968, 1970, 1979, 1986, 2000)
Season, vs. one team	35 (Seattle, 2019) 35 (Texas, 2019)
Season, Back-To-Back	13 (2000)

Players with 30 or More Home Runs	3 (1996, 1999, 2001, 2019)
Players with 20 or More Home Runs	7 (2019)
Players with 10 or More Home Runs	10 (2019)
Month	55 (June, 1996 and Aug., 1999)
Game	8 (at California, June 27, 1996)
Game, Grand Slam	2 (at Toronto, Aug. 24, 2003) 2 (at Seattle, Sept. 10, 2007)
Inning	4 (vs. Chicago, April 27, 2002) 3rd inning: Hatteberg, Long, Pena, Menechino 4 (vs. Tampa Bay, Aug. 1, 1999) 4th inning: Tejada, Chavez, Giambi, Jaha 4 (vs. Boston, Aug. 21, 1997) 3rd inning: Giambi, Young, McDonald, Canseco)
Consecutive	3 (eight times, last: vs. Texas, April 15, 2006 (Chavez, Thomas, Bradley))
Consecutive games with a home run	23 (July 2-27, 1996)
Two consecutive games	12 (June 25-27, 1996)
Three consecutive games	15 (June 25-28, 1996)
Four consecutive games	18 (June 25-29, 1996)

### Most Total Bases

Season	2546 (1996)
Game	46 (at Houston, Sept. 10, 2019)
Inning	21 (at Kansas City, May 3, 2000; 7th inn.)

### Most Extra Base Hits

Season	572 (2019)
Game	11 (at Minnesota, Sept. 11, 2013) 11 (at Arizona, June 17, 2008) 11 (at Chicago, April 26, 2001) 11 (at California, June 27, 1996)
Inning	5 (five times, last: at Texas, July 23, 2018; 7th)

### Most Runs Batted In

Season	908 (2000)
Game	23 (vs. Texas, Sept. 30, 2000)

### Most Walks

Season	770 (1999)
Game	15 (at Baltimore, Sept. 19, 2000)

### Most Strikeouts

Season	1491 (2017)
Game, Nine Innings	19 (at Cleveland, May 30, 2017) 19 (at Seattle, June 24, 1997)
Game, Extra Innings	21 (vs. Tampa Bay, July 30, 2012)

### Most Hit By Pitch

Season	88 (2001)
Game	5 (at Los Angeles-AL, Aug. 12, 2018) 5 (at Anaheim, June 7, 2001)

### Most Sacrifice Hits

Season	108 (1978)
Game	4 (nine times, last: vs. Cleveland, June 22, 1985)

### Most Sacrifice Flies

Season	77 (1984)
Game	3 (33 times, last: vs. Seattle, Sept. 27, 2017)

### Most Grounded Into Double Plays

Season	170 (2006)
Game	5 (10 times, last: vs. San Diego, July 3, 2018)

## Oakland Athletics Records, continued

### Most Stolen Bases

Season	341 (1976)
Season, vs. One Team	57 (Minnesota, 1976)
Game	12 (at Minnesota, Aug. 1, 1976)
Game, Steals of Home	2 (vs. Kansas City, May 28, 1980)
	2 (vs. Detroit, May 3, 1980)
Inning	5 (at Boston, July 17, 1983)

### TEAM PINCH HITTING

Highest Average, Season	.345 (1997)
At Bats, Season	213 (1969)
Hits, Season	57 (1997)
Home Runs, Season	8 (1970)
Runs Batted In, Season	31 (1997)
Pinch Hitters Used, Game	10 (vs. Chicago, Sept. 19, 1972; 15 inn.)
Pinch Hitters Used, Game, Nine innings	6 (nine times, last: Sept. 12, 2018 at Baltimore)

### TEAM PITCHING

#### Earned Run Average

Lowest	2.58 (1972)
Highest	5.48 (1997)

#### Complete Games

Most	94 (1980)
Fewest	1 (2012, 2017, 2019)
Consecutive	9 (Aug. 9-17, 1980)

#### Shutouts

Most	23 (1972)
Fewest	1 (1997)
Consecutive	3 (Aug. 28-31, 1996)
	3 (Aug. 14-16, 1983)
	3 (July 31-Aug. 2, 1972)
	3 (June 11-13, 1968)
Consecutive Shutout Innings	37 (Aug. 13-17, 1983)

#### Saves

Most	64 (1988 and 1990)
Fewest	13 (1980)

#### Innings Pitched

Most	1489.1 (1988)
Fewest	1429.1 (1979)

#### Hits

Most, Season	1734 (1997)
Most, Game	26 (at Baltimore, Aug. 16, 2015)
Most, Inning	10 (at Baltimore, Aug. 16, 2015; 5th inn.)
	10 (at New York, July 18, 1993; 7th inn.)
Fewest, Season	1170 (1972)

#### Runs Allowed

Most, Season	946 (1997)
Most, Game	22 (at New York-AL, Aug. 25, 2011)
Most, Inning	12 (vs. Texas, July 3, 1983; 15th inn.)
Fewest, Season	457 (1972)

#### Earned Runs Allowed

Most	880 (1997)
Fewest	406 (1972)

### Walks

Most, Season	680 (1993)
Most, Season, Intentional	78 (1968)
Most, Game	14 (vs. Detroit, Aug. 27, 1993)
Most, Game, Intentional	4 (11 times, last: vs. New York (AL), June 13, 2013)
Fewest, Season	406 (2014)
Fewest, Season, Intentional	17 (2017)

### Strikeouts

Most, Season	1299 (2019)
Most, Nine Inning Game	19 (vs. Detroit, Sept. 7, 2019)
Most, Extra Inning Game	26 (vs. Cal., July 9, 1971; 20 inn.)
Fewest, Season	695 (1984)

### Doubles

Most, Season	346 (1997)
Most, Game	11 (vs. Cleveland, July 1, 2018)

### Triples

Most, Season	48 (1983)
Most, Game	4 (at Toronto, Sept. 11, 1983)

### Home Runs

Most, Season	210 (2017)
Most, Game	7 (at Houston, Sept. 9, 2019)
	7 (at Seattle, April 11, 1985)
Most, Inning	4 (at Seattle, Sept. 21, 1996)
	4 (at Minnesota, May 16, 1983)
Most Grand Slams, Season	8 (1993 and 1999)
Fewest, Season	90 (1974)
Fewest Grand Slams, Season	0 (1974 and 2003)
Consecutive Innings, No HR	136.2 (June 19-July 4, 1974)

### Hit Batters

Most, Season	68 (2004)
Most, Game	4 (vs. Texas, April 20, 2003)
Fewest, Season	19 (1972)

### Wild Pitches

Most, Season	86 (2018)
Most, Game	4 (seven times, last: at Seattle, Sept. 27, 2019)
Fewest, Season	28 (1974)

### Balks

Most, Season	76 (1988)
Most, Game	5 (at Seattle, April 13, 1988)
Fewest, Season	1 (1974, 2000, 2013, 2014)

## INDIVIDUAL BATTING

### Highest Batting Average

Career	.300 (Jason Giambi, 1995-2001, 09)
Season, Left Hander	.342 (Jason Giambi, 2001)
Season, Right Hander	.336 (Carney Lansford, 1989)
Season, Switch Hitter	.294 (Billy Burns, 2015)
Season, Pinch Hitter	.636 (Mike Macfarlane, 1998)
Season, Designated Hitter	.328 (Erubiel Durazo, 2004)
Season, Rookie	.307 (Mitchell Page, 1977)

### Highest Slugging Percentage

Career	.551 (Mark McGwire, 1986-97)
Season, Right Hander	.730 (Mark McGwire, 1996)
Season, Left Hander	.660 (Jason Giambi, 2001)
Season, Switch Hitter	.493 (Nick Swisher, 2006)
Season, Rookie	.618 (Mark McGwire, 1987)

## Highest On-Base Percentage

Career.....	.409 (Rickey Henderson, 1979-84, 89-95, 98)
Season, Left Hander.....	.477 (Jason Giambi, 2001)
Season, Right Hander.....	.467 (Mark McGwire, 1996)
Season, Switch Hitter.....	.381 (Nick Swisher, 2007)
Season, Rookie.....	.405 (Mitchell Page, 1977)

## Most Games Played

Career.....	1,704 (Rickey Henderson, 1979-84, 89-95, 98)
Season.....	162 (12 times, last: <b>Marcus Semien, 2019</b> )
Season, Rookie.....	160 (Phil Garner, 1975)
Consecutive.....	594 (Miguel Tejada, June 2, 2000-Sept. 28, 2003)

## Most At Bats

Career.....	6,140 (Rickey Henderson, 1979-84, 89-95, 98)
Season.....	662 (Miguel Tejada, 2002)
Season, Rookie.....	600 (Jose Canseco, 1986)
Game.....	9 (11 times, last: Jed Lowrie vs. Los Angeles-AL, April 29, 2013)

## Most Runs

Career.....	1,270 (Rickey Henderson, 1979-84, 89-95, 98)
Season.....	<b>123 (Marcus Semien, 2019)</b>
	123 (Reggie Jackson, 1969)
Season, Rookie.....	104 (Terrence Long, 2000)
Game.....	5 (Luis Polonia at Kansas City, Sept. 9, 1988)
	5 (Mark McGwire at Cleveland, June 27, 1987)
	5 (Mike Edwards vs. Texas, Sept. 8, 1978)

## Most Hits

Career.....	1,768 (Rickey Henderson, 1979-84, 89-95, 98)
Season, Right Hander.....	204 (Miguel Tejada, 2002)
Season, Left Hander.....	190 (Mark Kotsay, 2004)
Season, Switch Hitter.....	175 (Jed Lowrie, 2013)
Season, Pinch Hitter.....	13 (Dave Magadan, 1997)
	13 (Tommy Davis, 1971)
	13 (Bob Johnson, 1969)
Season, Rookie.....	168 (Terrence Long, 2000)
	168 (Ben Grieve, 1998)
Game.....	5 (31 times, last: Josh Donaldson at Chicago-AL, Sept. 9, 2014)
Consecutive.....	8 (Josh Reddick, May 7-8, 2016)
	8 (Dave Magadan, Aug. 26-30, 1997)
	8 (Brent Gates, May 23-24, 1994)
Hitting Streak.....	25 (Jason Giambi, May 12-June 23, 1997)
Consecutive Games Reaching Base.....	62 (Mark McGwire, Sept. 16, 1995-June 18, 1996)
Consecutive At Bats, No Hits.....	40 (Jose Canseco, Aug. 8-23, 1986)

## Multiple Hit Games

Career.....	474 (Rickey Henderson, 1979-84, 89-95, 98)
Season.....	57 (Mark Kotsay, 2004)
	57 (Miguel Tejada, 2002)
Season, Rookie.....	49 (Terrence Long, 2000)
	49 (Brent Gates, 1993)
Season, Five-Hit Games.....	2 (Adam Kennedy, 2009)
	2 (Sal Bando, 1969)
Season, Four-Hit Games.....	5 (Carney Lansford, 1988)
	5 (Claudell Washington, 1975)
Season, Three-Hit Games.....	19 (Mark Kotsay, 2004)
	19 (Jason Giambi, 1999)
	19 (Carney Lansford, 1989)

## Most Singles

Career.....	1,271 (Rickey Henderson, 1979-84, 89-95, 98)
Season.....	153 (Carney Lansford, 1989)
Season, Rookie.....	121 (Billy Burns, 2015)
Game.....	5 (Stan Javier vs. Cleveland, July 18, 1988)
	5 (Sal Bando at Washington, Sept. 30, 1969)

## Most Doubles

Career.....	289 (Rickey Henderson, 1979-84, 89-95, 98)
Season.....	49 (Jed Lowrie, 2017)
Season, Rookie.....	41 (Ben Grieve, 1998)
Game.....	3 (31 times, last: <b>Sean Murphy at Texas, Sept. 13, 2019</b> )

## Most Triples

Career.....	41 (Rickey Henderson, 1979-84, 89-95, 98)
Season.....	12 (Phil Garner, 1976)
Season, Rookie.....	10 (Luis Polonia, 1987)
Game.....	2 (12 times, last: <b>Seth Brown vs. Los Angeles-AL, Sept. 3, 2019</b> )

## Most Home Runs

Career.....	363 (Mark McGwire, 1986-97)
Career, Pinch Hit.....	5 (Mark McGwire, 1986-97)
	5 (Terry Steinbach, 1986-96)
	5 (Mike Aldrete, 1993-95)
	5 (Jeff Burroughs, 1982-84)
Career, Designated Hitter.....	98 (Dave Kingman, 1984-86)
Career, Grand Slams.....	9 (Mark McGwire, 1986-97)
Career, Inside The Park.....	4 (Reggie Jackson, 1968-75, 87)
Career, Leadoff.....	43 (Rickey Henderson, 1979-84, 89-95, 98)
Season, Right Hander.....	52 (Mark McGwire, 1996)
Season, Left Hander.....	47 (Reggie Jackson, 1969)
Season, Switch Hitter.....	35 (Nick Swisher, 2006)
Season, Pinch Hitter.....	4 (Jeff Burroughs, 1982)
Season, Designated Hitter.....	<b>46 (Khris Davis, 2018)</b>
Season, Grand Slams.....	4 (Jason Giambi, 2000)
Season, Inside The Park.....	2 (Reggie Jackson, 1968)
Season, Leadoff.....	7 (Rickey Henderson, 1993)
Season, Rookie.....	49 (Mark McGwire, 1987)
Season, Home.....	27 (Jason Giambi, 2001)
Season, Road.....	28 (Mark McGwire, 1987 and 1996)
	28 (Jose Canseco, 1991)
Month.....	15 (Mark McGwire, May, 1987)
Game.....	3 (16 times, last: <b>Khris Davis vs. Texas, May 17, 2016</b> )
Game, Both Sides of Plate.....	eight times, last: Coco Crisp (at New York-AL, Aug. 24, 2011)
Two Consecutive Games.....	5 (Josh Reddick, Aug. 9-10, 2013)
	5 (Mark McGwire, June 27-28, 1987)
	5 (Mark McGwire, June 10-11, 1995)
Inning.....	2 (Mark McGwire, Sept. 22, 1996; 5th inn.)
Consecutive Games With Home Run.....	6 (Frank Thomas, Sept. 5-11, 2006)
Consecutive At Bats With Home Run.....	4 (Mike Epstein vs. Washington, June 15-16, 1971)
Home Run, First Major League At Bat.....	twice: (Terry Steinbach, Sept. 12, 1986 at Cleveland) (Joe Keough, Aug. 7, 1968 at New York, G#2)
Consecutive At Bats, No Home Runs.....	837 (Walt Weiss, April 26, 1990-October 4, 1992)

## Oakland Athletics Records, continued

### Most RBI

Career	941 (Mark McGwire, 1986-97)
Season, Left Hander	137 (Jason Giambi, 2000)
Season, Right Hander	131 (Miguel Tejada, 2002)
Season, Switch Hitter	101 (Ruben Sierra, 1993)
Season, Pinch Hitter	12 (Tommy Davis, 1971) 12 (Jeff Burroughs, 1982)
Season, Designated Hitter	118 (Chris Davis, 2018)
Season, Rookie	118 (Mark McGwire, 1987)
Game	10 (Reggie Jackson at Boston, June 14, 1969)
Inning	6 (Matt Stairs vs. California, July 5, 1996; 1st inn.)
Consecutive Games With RBI	10 (Rick Monday, April 20-30, 1969)

### Most Total Bases

Career	2640 (Rickey Henderson, 1979-84, 89-95, 98)
Season	347 (Jose Canseco, 1988)
Season, Rookie	344 (Mark McGwire, 1987)
Game	14 (Harold Baines vs. Baltimore, May 7, 1991)

### Most Extra Base Hits

Career	563 (Mark McGwire, 1986-97)
Season	87 (Jason Giambi, 2001)
Season, Rookie	81 (Mark McGwire, 1987)
Game	4 (six times, last: Ryon Healy vs. Washington, June 3, 2017)

### Most Walks

Career	1227 (Rickey Henderson, 1979-84, 89-95, 98)
Career, Intentional	84 (Reggie Jackson, 1968-75, 87)
Season	137 (Jason Giambi, 2000)
Season, Rookie	86 (Wayne Gross, 1977)
Season, Intentional	24 (Jason Giambi, 2001)
Game	5 (four times, last: Mark McGwire vs. Kansas City, April 26, 1997)
Consecutive	7 (Jose Canseco, Aug. 4-5, 1992)

### Most Strikeouts

Career	1180 (Reggie Jackson, 1968-75, 87)
Season	197 (Jack Cust, 2008)
Season, Rookie	175 (Jose Canseco, 1986)
Game	5 (seven times, last: <b>Dustin Fowler at Houston, July 9, 2018</b> )
Two Consecutive Games	8 (Seth Smith, May 1-3, 2013) 8 (Jose Canseco, July 14-16, 1997) 8 (Rick Monday, April 28-29, 1970)

### Most Hit By Pitch

Career	59 (Sal Bando, 1968-76)
Season	20 (Jason Kendall, 2005) 20 (Don Baylor, 1976)
Season, Rookie	15 (Olmedo Saenz, 1999)
Game	2 (40 times, last: <b>Mark Canha vs. Kansas City, Sept. 17, 2019</b> )

### Most Sacrifice Hits

Career	101 (Bert Campaneris, 1968-76)
Season	22 (Dwayne Murphy, 1980)
Season, Rookie	21 (Phil Garner, 1975)
Game	2 (64 times, last: Sonny Gray at Atlanta, Aug. 16, 2014)

### Most Sacrifice Flies

Career	59 (Mark McGwire, 1986-97)
Season	14 (Dave Kingman, 1984)
Season, Rookie	9 (Jose Canseco, 1986)
Game	2 (27 times, last: Stephen Vogt at Tampa Bay, May 24, 2015)

### Most Grounded Into Double Plays

Career	137 (Terry Steinbach, 1986-96)
Season	32 (Ben Grieve, 2000)
Season, Rookie	20 (Bobby Crosby, 2004)
Game	2 (206 times, last: Josh Phegley at Houston, Sept. 9, 2019)

### Most Stolen Bases

Career	867 (Rickey Henderson, 1979-84, 89-95, 98)
Season	130 (Rickey Henderson, 1982)
Season, Rookie	42 (Mitchell Page, 1977)
Game	5 (Rickey Henderson vs. Seattle, July 29, 1989) 5 (Bert Campaneris vs. Minnesota, May 24, 1976)
Consecutive	36 (Coco Crisp, July 16, 2011-June 19, 2012)

### Most Caught Stealing

Career	219 (Rickey Henderson, 1979-84, 89-95, 98)
Season	42 (Rickey Henderson, 1982)
Season, Rookie	21 (Mike Edwards, 1978)
Game	3 (Rickey Henderson at California, July 27, 1982)

## INDIVIDUAL PITCHING

### Most Games Won

Career	131 (Jim Hunter, 1968-74)
Season, Right Hander	27 (Bob Welch, 1990)
Season, Left Hander	24 (Vida Blue, 1971)
Season, Rookie	13 (Tommy Milone, 2012) 13 (Jarrod Parker, 2012)
Consecutive	13 (Jim Hunter, 1973)

### Most Games Lost

Career	105 (Rick Langford, 1977-86)
Season, Right Hander	20 (Brian Kingman, 1980)
Season, Left Hander	19 (Vida Blue, 1977)
Season, Rookie	19 (Rick Langford, 1977)
Consecutive	14 (Matt Keough, 1979)
Consecutive Over Two Seasons	18 (Matt Keough, Sept. 11, 1978-Aug. 8, 1979)

### Most Saves

Career	320 (Dennis Eckersley, 1987-95)
Season, Right Hander	51 (Dennis Eckersley, 1992)
Season, Left Hander	22 (Sean Doolittle, 2014)
Season, Rookie	26 (Andrew Bailey, 2009)
Consecutive Saves	44 (Grant Balfour, May 5, 2012-July 22, 2013)

### Lowest Earned Run Average

Career	2.74 (Dennis Eckersley, 1987-95)
Season, Starter	1.82 (Vida Blue, 1971)
Season, Reliever (min. 50 ip)	0.61 (Dennis Eckersley, 1990)
Season, Rookie (min. 100 ip)	2.93 (Dave Hamilton, 1972)

## Most Games

Career.....	525 (Dennis Eckersley, 1987-95)
Season.....	84 (Billy Koch, 2002)
Season, Rookie.....	71 (Ryan Cook, 2012)
	71 (Aaron Small, 1997)
Consecutive.....	6 (Buddy Groom, July 11-19, 1999)
	6 (Darold Knowles, Aug. 7-12, 1972)
	6 (Paul Lindblad, Aug. 21-27, 1970)
	6 (Bob Locker, Aug. 21-27, 1970)

## Most Games Started

Career.....	262 (Vida Blue, 1969-77)
Season.....	41 (Jim Hunter, 1974)
Season, Rookie.....	33 (Joe Blanton, 2005)

## Most Complete Games

Career.....	105 (Vida Blue, 1969-77)
Season.....	28 (Rick Langford, 1980)
Season, Rookie.....	8 (Steve McCatty, 1979)
Consecutive.....	22 (Rick Langford, May 23-Sept. 12, 1980)
Consecutive Won.....	9 (Rick Langford, July 15-Aug. 15, 1980)

## Most Shutouts

Career.....	28 (Vida Blue, 1969-77)
Season.....	8 (Vida Blue, 1971)
Season, Rookie.....	2 (Chris Codiroli, 1983)
	2 (John Johnson, 1978)
	2 (Vida Blue, 1970)
Consecutive.....	3 (Bobby Witt, June 23, 28, July 3, 1994)
	3 (Mike Torrez, Sept. 3, 7, 11, 1976)
Consecutive Scoreless IP, Reliever.....	39.0 (Brad Ziegler, 2008)
Consecutive Scoreless IP, Starter.....	37.0 (Mike Torrez, 1976)

## Most Innings Pitched

Career.....	1946.0 (Vida Blue, 1969-77)
Season.....	318 (Jim Hunter, 1974)
Season, Rookie.....	208.1 (Rick Langford, 1977)
Game.....	14.0 (four times, last: Steve McCatty vs. Seattle, Aug. 10, 1980)

## Hits

Career, Most.....	1650 (Vida Blue, 1969-77)
Season, Most.....	284 (Vida Blue, 1977)
Season, Rookie.....	223 (Rick Langford, 1977)
Season, Low-Hit Games (0,1,2).....	3 (Ron Darling, 1992)
	3 (Mike Torrez, 1976)
	3 (Jim Hunter, 1972)
Game, Most.....	17 (Mike Norris vs. Milwaukee, Sept. 26, 1980)
Game, Fewest.....	0

**Mike Fiers vs. Cincinnati, May 7, 2019**

**Sean Manaea vs. Boston, April 21, 2018**

Dallas Braden vs. Tampa Bay, May 9, 2010 (Perfect game)

Dave Stewart at Toronto, June 29, 1990

Mike Warren vs. Chicago, Sept. 29, 1983

Vida Blue, Glenn Abbott, Paul Lindblad and Rollie

Fingers vs. California, Sept. 28, 1975

Vida Blue vs. Minnesota, Sept. 21, 1970

Jim Hunter vs. Minnesota, May 8, 1968 (Perfect game)

Consecutive Games, Fewest... 3 (Bobby Witt, June 23-28, 1994)

## Most Runs

Career.....	784 (Dave Stewart, 1986-92, 95)
Season.....	144 (Matt Keough, 1982)
Season, Rookie.....	115 (Chris Codiroli, 1983)
Game.....	14 (Mike Oquist vs. New York, Aug. 3, 1998)

## Most Earned Runs

Career.....	712 (Dave Stewart, 1986-92, 95)
Season.....	133 (Matt Keough, 1982)
Season, Rookie.....	102 (Chris Codiroli, 1983)
Game.....	14 (Mike Oquist vs. New York, Aug. 3, 1998)

## Most Walks

Career.....	655 (Dave Stewart, 1986-92, 95)
Season.....	112 (John Odom, 1969)
Season, Rookie.....	102 (Eric Plunk, 1986)
Game.....	9 (five times, last: Kelly Downs vs. Baltimore, Aug. 31, 1992)

## Most Strikeouts

Career.....	1315 (Vida Blue, 1969-77)
Season.....	301 (Vida Blue, 1971)
Season, Rookie.....	150 (Brett Anderson, 2009)
Season, 10 strikeout games.....	11 (Vida Blue, 1971)
Game, nine innings.....	16 (Jose Rijo at Seattle, April 19, 1986)
Game, extra innings.....	17 (Vida Blue vs. Cal., July 9, 1971)
Two Consecutive Games.....	30 (Jose Rijo, April 19-24, 1986)
Three Consecutive Games.....	38 (Jose Rijo, April 19-30, 1986)
Inning.....	4 (Ryan Dull, April 17, 2018 vs. Chicago-AL; 8th inn.)
	4 (Ryan Cook, April 27, 2012 at Baltimore; 8th inn.)
	4 (Erik Hiljus, June 30, 2001 at Texas; 7th inn.)
	4 (Blake Stein, July 27, 1998 at Tampa Bay; 4th inn.)

## Most Home Runs

Career.....	207 (Jim Hunter, 1968-74)
Season.....	39 (Jim Hunter, 1973)
Season, Rookie.....	28 (Jharel Cotton, 2017)
Game.....	5 (Mike Fiers at Houston, Sept. 9, 2019)
	5 (Ted Lilly vs. Atlanta, June 11, 2003)
	5 (Dave Telgheder at Seattle, Sept. 21, 1996)
	5 (Curt Young at Detroit, July 7, 1988)
Consecutive IP, No HR, Starter.....	137.0 (Vida Blue, May 2-Aug. 1, 1976)
Consecutive IP, No HR, Reliever.....	90.1 (Paul Lindblad, May 31, 1975 to April 13, 1976)
	90.1 (Rollie Fingers, June 8 to October 2, 1976)

## Most Hit Batters

Career.....	65 (Barry Zito, 2000-06)
Season.....	13 (Chris Bassitt, 2019)
	13 (Barry Zito, 2001, 2005 and 2006)
Season, Rookie.....	10 (Steve McCatty, 1979)
Game 3 (11 times, last: Mike Fiers vs. Tampa Bay, June 22, 2019)	

## Most Wild Pitches

Career.....	79 (Dave Stewart, 1986-92, 95)
Season.....	22 (Mike Moore, 1992)
Season, Rookie.....	15 (Blake Stein, 1998)
Game.....	4 (Stan Bahnsen vs. California, July 5, 1975)

## ATHLETICS BIGGEST COMEBACK

On July 20, 2009, the A's set an Oakland record by overcoming a 10-run deficit to win. Trailing Minnesota 12-2 entering the bottom of the third inning, the A's scored three times in the third, twice in the fourth and seven times in the seventh to win 14-13. The all-time Athletics record is also the Major League record, set by the Philadelphia A's on June 15, 1925 against Cleveland. The A's trailed by 12 runs in that game and scored 13 times in the bottom of the eighth to win 17-15.

# FRANCHISE CAREER BATTING LEADERS

## Games

Campaneris	1795
Henderson	1704
Dykes	1702
Bando	1468
Johnson, B.	1459
Suder	1421
Davis, H.	1413
Murphy, Da.	1412
Miller	1361
Valo	1361

## Runs

Henderson	1270
Johnson, B.	997
Campaneris	983
Foxx	975
Simmons	969
Bishop	882
Dykes	881
Cochrane	823
Davis, H.	811
McGwire	773

## Doubles

Dykes	365
Simmons	348
Davis, H.	319
Johnson, B.	307
Miller	292
Henderson	289
Chavez	282
Murphy, Da.	279
Moses	274
Campaneris	270

## Walks

Henderson	1227
Bishop	1046
Johnson	853
McGwire	847
Valo	820
Bando	792
Foxx	781
Joost	768
Hartsell	733
Murphy, Dw.	694

## Stolen Bases

Henderson	867
Campaneris	566
Collins	377
North	232
Davis, H.	223
Hartsell	195
Oldring	187
Murphy, Da.	185
Baker, F.	172
Crisp	169

## At Bats

Campaneris	7180
Henderson	6140
Dykes	6023
Johnson, B.	5428
Davis, H.	5367
Bando	5145
Murphy, Da.	5138
Simmons	5130
Suder	5085
Chavez	4783

## Hits

Campaneris	1882
Simmons	1827
Henderson	1768
Dykes	1705
Johnson, B.	1617
Davis, H.	1500
Foxx	1492
Murphy, Da.	1489
Miller	1483
Lansford	1317
Cochrane	1317

## Triples

Murphy, Da.	102
Simmons	98
Baker	88
Collins	84
Davis, H.	82
Foxx	79
Oldring	75
Hartsel	74
Miller	74
Dykes	73

## Strikeouts

Jackson	1226
Canseco	1096
McGwire	1043
Campaneris	933
Chavez	922
Henderson	915
Murphy, Dw.	883
Green	785
Dykes	706
Bando	702

## Batting Average

Simmons	.356
Foxx	.339
Collins	.336
Cochrane	.321
Baker	.321
McInnis	.313
Miller	.311
Cramer	.308
Moses	.307
Hale	.305

(Min. 2500 plate appearances)



Bert "Campy" Campaneris

## Home Runs

McGwire	363
Foxx	302
Jackson	269
Canseco	254
Johnson, B.	252
Chavez	230
Simmons	209
Giambi	198
Bando	192
Zernial	191

## Total Bases

Simmons	2998
Johnson, B.	2824
Foxx	2813
Henderson	2640
Campaneris	2502
Dykes	2474
McGwire	2451
Jackson	2323
Chavez	2288
Miller	2206

## Slugging Percentage

Foxx	.640
Simmons	.584
McGwire	.551
Giambi	.531
Johnson, B.	.520
Canseco	.507
Jackson	.496
Cochrane	.490
Zernial	.489
Chavez	.478

(Min. 2500 plate appearances)

## Runs Batted In

Simmons	1178
Foxx	1075
Johnson, B.	1040
McGwire	941
Bando	796
Canseco	793
Chavez	787
Jackson	776
Dykes	764
Miller	762
Davis, H.	762

## Extra Base Hits

Simmons	655
Foxx	638
Johnson, B.	631
McGwire	563
Chavez	532
Jackson	530
Dykes	524
Henderson	497
Davis, H.	470
Miller	460

## On-Base Percentage

Foxx	.440
Fain	.426
Bishop	.423
Collins	.422
Cochrane	.412
Henderson	.409
Giambi	.406
Valo	.403
Simmons	.398
Johnson, B.	.395

(Min. 2500 plate appearances)

# OAKLAND CAREER BATTING LEADERS

## Games

Henderson.....	1704
Bando.....	1410
McGwire.....	1329
Chavez.....	1320
Jackson.....	1311
Campaneris.....	1295
Murphy.....	1213
Lansford.....	1203
Steinbach.....	1199
Rudi.....	1088

## Runs

Henderson.....	1270
McGwire.....	773
Jackson.....	743
Chavez.....	730
Bando.....	725
Campaneris.....	722
Canseco.....	662
Giambi.....	640
Lansford.....	617
Murphy.....	614

## Doubles

Henderson.....	289
Chavez.....	282
Giambi.....	241
Jackson.....	230
Rudi.....	214
Bando.....	208
Steinbach.....	205
Ellis.....	204
Lansford.....	201
McGwire.....	195

## Walks

Henderson.....	1227
McGwire.....	847
Bando.....	775
Murphy.....	694
Giambi.....	636
Jackson.....	623
Chavez.....	565
Tenace.....	475
Canseco.....	469
Phillips.....	413

## Stolen Bases

Henderson.....	867
Campaneris.....	398
North.....	232
Crisp.....	169
Lansford.....	146
Jackson.....	144
Davis, R.....	142
Canseco.....	135
Davis, M.....	121
Page.....	104

## At Bats

Henderson.....	6140
Campaneris.....	5159
Bando.....	4991
Chavez.....	4783
Lansford.....	4568
Jackson.....	4568
McGwire.....	4448
Steinbach.....	4162
Murphy.....	4047
Canseco.....	3970

## Hits

Henderson.....	1768
Campaneris.....	1355
Lansford.....	1317
Bando.....	1279
Chavez.....	1276
Jackson.....	1207
McGwire.....	1157
Steinbach.....	1144
Giambi.....	1100
Rudi.....	1079

## Triples

Henderson.....	41
Campaneris.....	39
Rudi.....	32
Phillips.....	29
Crisp.....	26
Lansford.....	23
Jackson.....	23
North.....	23
Bando.....	22
Ellis.....	22

## Strikeouts

Jackson.....	1180
Canseco.....	1096
McGwire.....	1043
Chavez.....	922
Henderson.....	915
Murphy.....	883
Steinbach.....	689
<b>Davis, K.....</b>	<b>682</b>
Bando.....	675
Giambi.....	674

## Batting Average

Giambi.....	300
Lansford.....	288
Henderson.....	288
Kotsay.....	282
Grieve.....	280
Steinbach.....	275
Rudi.....	273
North.....	271
Lowrie.....	271
Tejada.....	270

(Min. 2000 plate appearances)



Rickey Henderson

## Home Runs

McGwire.....	363
Jackson.....	268
Canseco.....	254
Chavez.....	230
Giambi.....	198
Bando.....	192
Henderson.....	167
<b>Davis, K.....</b>	<b>156</b>
Tejada.....	156
Murphy.....	153

## Total Bases

Henderson.....	2640
McGwire.....	2451
Chavez.....	2288
Jackson.....	2287
Bando.....	2107
Canseco.....	2012
Giambi.....	1949
Lansford.....	1846
Steinbach.....	1773
Campaneris.....	1764

## Slugging Percentage

McGwire.....	.551
Giambi.....	.531
Stairs.....	.509
Canseco.....	.507
<b>Davis, K.....</b>	<b>.501</b>
Jackson.....	.501
Chavez.....	.478
Grieve.....	.475
Tejada.....	.460
Cust.....	.457

(Min. 2000 plate appearances)

## Runs Batted In

McGwire.....	941
Canseco.....	793
Bando.....	789
Chavez.....	787
Jackson.....	770
Giambi.....	715
Henderson.....	648
Tejada.....	604
Steinbach.....	595
Murphy.....	563

## Extra Base Hits

McGwire.....	563
Chavez.....	532
Jackson.....	521
Henderson.....	497
Canseco.....	448
Giambi.....	446
Bando.....	422
Rudi.....	362
Tejada.....	358
Steinbach.....	351

## On-Base Percentage

Henderson.....	.409
Giambi.....	.406
Cust.....	.381
McGwire.....	.380
Tenace.....	.374
Grieve.....	.370
North.....	.364
Stairs.....	.363
Bando.....	.360
Jackson.....	.357

(Min. 2000 plate appearances)

# FRANCHISE CAREER PITCHING LEADERS

## Games

Eckersley	525
Plank	523
Fingers	502
Rommel	500
Lindblad	479
Walberg	412
Grove	402
Honeycutt	387
Bender	385
Hunter	363

## Complete Games

Plank	362
Bender	230
Grove	179
Waddell	168
Rommel	147
Coombs	135
Walberg	126
Hunter	116
Blue	105
Kellner	95

## Wins

Plank	284
Grove	195
Bender	193
Rommel	171
Hunter	161
Walberg	134
Waddell	131
Blue	124
Stewart	119
Coombs	115

## Innings Pitched

Plank	3860.2
Bender	2602.0
Rommel	2556.1
Hunter	2456.1
Grove	2401.0
Walberg	2186.2
Blue	1945.2
Waddell	1869.1
Kellner	1730.1
Stewart	1717.1

## Games Started

Plank	459
Hunter	340
Bender	288
Grove	267
Walberg	266
Blue	262
Rommel	249
Stewart	245
Kellner	239
Zito	224

## Shutouts

Plank	59
Waddell	37
Bender	37
Hunter	31
Blue	28
Coombs	28
Grove	20
Rommel	18
Dygart	16
Bush	15
Walberg	15

## Losses

Plank	162
Rommel	119
Walberg	114
Hunter	113
Kellner	108
Langford	105
Bender	102
Harriss	93
Blue	86
Naylor	83

## Walks

Plank	913
Walberg	853
Grove	740
Odom	732
Rommel	724
Kellner	717
Hunter	687
Marchildon	682
Stewart	655
Blue	617



Eddie Plank

## Saves

Eckersley	320
Fingers	136
Taylor	100
Street	94
Bailey	75
Isringhausen	75
Treinen	67
Balfour	64
Howell	61
Koch	44
Foulke	44

(Since 1969)

## Strikeouts

Plank	1985
Waddell	1576
Bender	1536
Grove	1523
Hunter	1520
Blue	1315
Stewart	1152
Zito	1098
Walberg	907
Hudson	899

## ERA

Waddell	1.97
Morgan	2.15
Bender	2.32
Plank	2.39
Coombs	2.60
Dygart	2.65
Grove	2.88
Fingers	2.91
Holtzman	2.92
Blue	2.94

(Min. 750 innings pitched)

## Winning Percentage

Grove	195-79	.712
Hudson	92-39	.702
Mulder	81-42	.659
Bender	193-102	.654
Plank	284-162	.637
Coombs	115-67	.632
Earnshaw	98-58	.628
Zito	102-63	.618
Welch	96-60	.615
Waddell	131-82	.615

(Min. 100 decisions)

## DESIGNATED HITTER RULE

A hitter may be designated to bat for the pitcher in any spot in the batting order in any game without affecting the status of the pitcher. The designated hitter must be selected and be included on the lineup cards presented to the umpire-in-chief prior to the game. Failure to do so precludes the use of a designated hitter for that game.

The designated hitter is "locked" into the batting order but may be removed for a pinch-hitter or pinch-runner, who in turn becomes the designated hitter. The designated hitter, while still in the game, may be used defensively but the pitcher then assumes the batting order of the replaced defensive player, thus terminating the designated hitter role. The designated hitter is eligible for all American League batting titles.



# OAKLAND CAREER PITCHING LEADERS

## Games

Eckersley	525
Fingers	502
Lindblad	391
Honeycutt	387
Groom	301
Blevins	281
Nelson	281
Taylor	281
Blue	273
Hunter	266

## Complete Games

Blue	105
Hunter	96
Langford	85
Holtzman	54
Keough	53
Norris	52
Stewart	49
McCatty	45
Dobson	42
Odom	34

## Wins

Hunter	131
Blue	124
Stewart	119
Zito	102
Welch	96
Hudson	92
Mulder	81
Holtzman	77
Langford	73
Odom	71

## Innings Pitched

Blue	1945.2
Hunter	1887.0
Stewart	1717.1
Langford	1468.0
Zito	1437.1
Welch	1271.1
Hudson	1240.2
Odom	1202.2
McCatty	1188.1
Norris	1124.1

## Games Started

Blue	262
Hunter	260
Stewart	245
Zito	224
Welch	195
Langford	195
Hudson	183
Odom	178
McCatty	161
Norris	157

## Shutouts

Blue	28
Hunter	24
Holtzman	13
Odom	11
Dobson	10
Langford	10
Stewart	9
Hudson	8
Mulder	8
four players tied	7

## Losses

Langford	105
Blue	86
Stewart	78
Hunter	77
Keough	75
Zito	63
McCatty	63
Odom	61
Fingers	61
Welch	60

## Walks

Stewart	655
Blue	617
Odom	598
Zito	566
McCatty	520
Norris	499
Hunter	493
Welch	469
Keough	456
Langford	402



Jim "Catfish" Hunter

## Saves

Eckersley	320
Fingers	136
Taylor	100
Street	94
Bailey	75
Isringhausen	75
Treinen	67
Balfour	64
Howell	61
Koch	44
Foulke	44

## Strikeouts

Blue	1315
Stewart	1152
Hunter	1139
Zito	1098
Hudson	899
Fingers	784
Welch	677
Odom	675
Mulder	668
Eckersley	658

## ERA

Eckersley	2.74
Fingers	2.91
Holtzman	2.92
Blue	2.94
Lindblad	2.97
Hunter	3.00
Hudson	3.30
Odom	3.38
Gray	3.42
Moore	3.54
<i>(Min. 500 innings pitched)</i>	

## Winning Percentage

Hudson	.92-39	.702
Mulder	.81-42	.659
Harden	.40-23	.635
Hunter	.131-77	.630
Zito	.102-63	.618
Lindblad	.42-26	.618
Welch	.96-60	.615
Stewart	.119-78	.604
Blue	.124-86	.590
Moore	.66-46	.589
<i>(Min. 60 decisions)</i>		

## RELIEF PITCHERS SAVE RULE

A pitcher is credited with a save when he meets all three of the following conditions:

1. He is the finishing pitcher in a game won by his club, and
2. He is not the winning pitcher, and
3. He qualifies under one of the following conditions:
  - a. He enters the game with a lead of no more than three runs and pitches for at least one inning, or
  - b. He enters the game with the potential tying run on base, at bat, or on deck (that is, the potential tying run is either on base or is one of the first two batsmen he faces), or
  - c. He pitches effectively for at least three innings

# FRANCHISE SEASON BATTING LEADERS

## Games

<b>Semien (2019)</b> .....	162
<b>Olson (2018)</b> .....	162
Tejada (2001, 02, 03)...	162
Long (2001, 02).....	162
Griffin (1985, 86).....	162
Bando (1968, 69, 73)...	162
Siebern (1962).....	162

## Runs

Simmons (1930).....	152
Fox (1932).....	151
Lajoie (1901).....	145
Simmons (1932).....	144
Collins (1912).....	137
Joost (1949).....	128
Fox (1930).....	127
Fox (1933).....	125
Collins (1913).....	125
<b>Semien (2019)</b> .....	123
Jackson (1969).....	123
Fox (1929).....	123

## Doubles

Simmons (1926).....	53
Lowrie (2017).....	49
Moses (1937).....	48
Lajoie (1901).....	48
Giambi (2001).....	47
McNair (1932).....	47
H. Davis (1905).....	47
Lowrie (2013).....	45
Seybold (1903).....	45
B. Johnson (1933).....	44

## Walks

Joost (1949).....	149
Giambi (2000).....	137
Fain (1949).....	136
Fain (1950).....	133
Giambi (2001).....	129
Bishop (1930).....	128
Bishop (1929).....	128
Joost (1952).....	122
Hartsel (1905).....	121
Valo (1949).....	119
Joost (1948).....	119

## Stolen Bases

RHenderson (1982)....	130
RHenderson (1983)....	108
RHenderson (1980)....	100
Collins (1910).....	81
North (1976).....	75
Collins (1909).....	67
RHenderson (1998)....	66
RHenderson (1984)....	66
RHenderson (1990)....	65
Collins (1912).....	63

## At Bats

Simmons (1932).....	670
Tejada (2002).....	662
Cramer (1933).....	661
<b>Semien (2019)</b> .....	657
Simmons (1925).....	654
Finney (1936).....	653
Moses (1937).....	649
Cramer (1934).....	649
Damon (2001).....	644
Cramer (1935).....	644

## Hits

Simmons (1925).....	253
Lajoie (1901).....	229
Simmons (1932).....	216
Cramer (1935).....	214
Fox (1932).....	213
Simmons (1929).....	212
Simmons (1930).....	211
Moses (1937).....	208
Fox (1933).....	204
Tejada (2002).....	204

## Triples

Baker (1912).....	21
Baker (1909).....	19
Da. Murphy (1910)....	18
Da. Murphy (1904)....	17
Simmons (1930).....	16
Miller (1929).....	16
Strunk (1915).....	16
Cimoli (1962).....	15
Witt (1916).....	15
Baker (1910).....	15
Collins (1910).....	15

## Strikeouts

Cust (2008).....	197
<b>Davis (2017)</b> .....	195
Cust (2009).....	185
<b>Davis (2018)</b> .....	175
Canseco (1986).....	175
Jackson (1968).....	171
<b>Davis (2016)</b> .....	166
Cust (2007).....	164
<b>Olson (2018)</b> .....	163
Jackson (1971).....	161

## Batting Average

Lajoie (1901).....	.422
Simmons (1931).....	.390
Simmons (1925).....	.387
Simmons (1930).....	.381
Collins (1911).....	.365
Simmons (1929).....	.365
Fox (1932).....	.364
Cochrane (1930).....	.357
Cobb (1927).....	.357
Fox (1933).....	.356
Lamar (1925).....	.356



Al Simmons

## Home Runs

Fox (1932).....	58
McGwire (1996).....	52
McGwire (1987).....	49
<b>Davis (2018)</b> .....	48
Fox (1933).....	48
Jackson (1969).....	47
Canseco (1991).....	44
Fox (1934).....	44
<b>Davis (2017)</b> .....	43
Giambi (2000).....	43

## Total Bases

Fox (1932).....	438
Fox (1933).....	403
Simmons (1930).....	392
Simmons (1925).....	392
Simmons (1929).....	373
Simmons (1932).....	367
Fox (1930).....	358
Moses (1937).....	357
Fox (1934).....	352
Canseco (1988).....	347

## Slugging Percentage

Fox (1932).....	.749
McGwire (1996).....	.730
Simmons (1930).....	.708
Fox (1933).....	.703
Giambi (2001).....	.660
Fox (1934).....	.653
Giambi (2000).....	.647
Lajoie (1901).....	.635
Simmons (1929).....	.642
Simmons (1931).....	.641

## Runs Batted In

Fox (1932).....	169
Simmons (1930).....	165
Fox (1933).....	163
Simmons (1929).....	157
Fox (1930).....	156
Simmons (1932).....	151
Giambi (2000).....	137
Tejada (2002).....	131
Baker (1912).....	130
Fox (1934).....	130

## Extra Base Hits

Fox (1932).....	100
Fox (1933).....	94
Simmons (1930).....	93
Giambi (2001).....	87
Jackson (1969).....	86
Moses (1937).....	86
Simmons (1929).....	84
<b>Semien (2019)</b> .....	83
Fox (1930).....	83
Simmons (1926).....	82

## On-Base Percentage

Giambi (2001).....	.477
Giambi (2000).....	.476
Fox (1932).....	.469
McGwire (1996).....	.467
Fox (1929).....	.463
Lajoie (1901).....	.459
Fox (1935).....	.461
Cochrane (1933).....	.459
Collins (1914).....	.452
Collins (1911).....	.451
Fain (1951).....	.451

# OAKLAND SEASON BATTING LEADERS

## Games

<b>Semien (2019)</b> .....	162
<b>Olson (2018)</b> .....	162
Tejada (2001, 02, 03)...	162
Long (2001, 02).....	162
Griffin (1985, 86).....	162
Bando (1968, 69, 73)...	162

## Runs

<b>Semien (2019)</b> .....	123
Jackson (1969).....	123
Canseco (1988).....	120
RHenderson (1990)....	119
RHenderson (1982)....	119
Giambi (1999).....	115
Canseco (1991).....	115
RHenderson (1984)....	113
RHenderson (1980)....	111
Giambi (2001).....	109

## Doubles

Lowrie (2017).....	49
Giambi (2001).....	47
Lowrie (2013).....	45
<b>Semien (2019)</b> .....	43
Chavez (2001).....	43
<b>Chapman (2018)</b> .....	42
Tejada (2003).....	42
<b>Piscotty (2018)</b> .....	41
Grieve (1998).....	41
Giambi (1997).....	41

## Walks

Giambi (2000).....	137
Giambi (2001).....	129
RHenderson (1998)....	118
Bando (1970).....	118
RHenderson (1980)....	117
McGwire (1996).....	116
RHenderson (1982)....	116
Jackson (1969).....	114
Bando (1969).....	111
Cust (2008).....	111

## Stolen Bases

RHenderson (1982)....	130
RHenderson (1983)....	108
RHenderson (1980)....	100
North (1976).....	75
RHenderson (1998)....	66
RHenderson (1984)....	66
RHenderson (1990)....	65
Campaneris (1969)....	62
Campaneris (1968)....	62
RHenderson (1991)....	58

## At Bats

Tejada (2002).....	662
<b>Semien (2019)</b> .....	657
Damon (2001).....	644
Campaneris (1968)....	642
Tejada (2003).....	636
<b>Semien (2018)</b> .....	632
Sierra (1993).....	630
Canseco (1987).....	630
Long (2001).....	629
Armas (1980).....	628

## Hits

Tejada (2002).....	204
Kotsay (2004).....	190
<b>Semien (2019)</b> .....	187
Canseco (1988).....	187
Lansford (1989).....	185
Washington (1975)....	182
Giambi (1999).....	181
Rudi (1972).....	181
Lansford (1984).....	179
RHenderson (1980)....	179

## Triples

Garner (1976).....	12
Polonia (1987).....	10
Burns (2015).....	9
Byrnes (2003).....	9
Rudi (1972).....	9
Campaneris (1968)....	9
six players tied.....	8

## Strikeouts

Cust (2008).....	197
<b>Davis (2017)</b> .....	195
Cust (2009).....	185
<b>Davis (2018)</b> .....	175
Canseco (1986).....	175
Jackson (1968).....	171
<b>Davis (2016)</b> .....	166
Cust (2007).....	164
<b>Olson (2018)</b> .....	163
Jackson (1971).....	161

## Batting Average

Giambi (2001).....	.342
Lansford (1989).....	.336
Giambi (2000).....	.333
RHenderson (1990)....	.325
Durazo (2004).....	.321
RHenderson (1981)....	.319
Giambi (1999).....	.315
Kotsay (2004).....	.314
McGwire (1996).....	.312
Washington (1975)....	.308
Tejada (2002).....	.308



Reggie Jackson

## Home Runs

McGwire (1996).....	52
McGwire (1987).....	49
<b>Davis (2018)</b> .....	48
Jackson (1969).....	47
Canseco (1991).....	44
<b>Davis (2017)</b> .....	43
Giambi (2000).....	43
<b>Davis (2016)</b> .....	42
McGwire (1992).....	42
Canseco (1988).....	42

## Total Bases

Canseco (1988).....	347
McGwire (1987).....	344
<b>Semien (2019)</b> .....	343
Giambi (2001).....	343
Tejada (2002).....	336
Jackson (1969).....	334
Giambi (2000).....	330
Giambi (1999).....	318
Canseco (1991).....	318
<b>Davis (2018)</b> .....	316

## Slugging Percentage

McGwire (1996).....	.730
Giambi (2001).....	.660
Giambi (2000).....	.647
McGwire (1987).....	.618
Jackson (1969).....	.608
McGwire (1992).....	.585
RHenderson (1990)....	.577
Canseco (1988).....	.569
Jaha (1999).....	.556
Canseco (1991).....	.556

## Runs Batted In

Giambi (2000).....	137
Tejada (2002).....	131
Canseco (1988).....	124
<b>Davis (2018)</b> .....	123
Giambi (1999).....	123
Canseco (1991).....	122
Giambi (2001).....	120
McGwire (1987).....	118
Kingman (1984).....	118
Jackson (1969).....	118

## Extra Base Hits

Giambi (2001).....	87
Jackson (1969).....	86
<b>Semien (2019)</b> .....	83
McGwire (1987).....	81
Jackson (1975).....	78
<b>Davis (2018)</b> .....	77
Canseco (1991).....	77
Canseco (1988).....	76
<b>Chapman (2019)</b> .....	75
Chavez (2001).....	75

## On-Base Percentage

Giambi (2001).....	.477
Giambi (2000).....	.476
McGwire (1996).....	.467
RHenderson (1990)....	.439
Giambi (1999).....	.422
RHenderson (1980)....	.420
Jaha (1999).....	.414
RHenderson (1983)....	.414
RHenderson (1994)....	.411
Jackson (1969).....	.410

# FRANCHISE SEASON PITCHING LEADERS

## Games

Koch (2002) .....	84
Wyatt (1964) .....	81
<b>Petit (2019) .....</b>	<b>80</b>
Groom (1997) .....	78
Groom (1999) .....	76
Fingers (1974) .....	76
<b>Hendriks (2019) .....</b>	<b>75</b>
Balfour (2012) .....	75
Breslow (2010) .....	75
Bradford (2002) .....	75
Groom (1998) .....	75
Fingers (1975) .....	75

## Complete Games

Waddell (1904) .....	39
Plank (1904) .....	37
Plank (1905) .....	35
Coombs (1910) .....	35
Fraser (1901) .....	35
Waddell (1903) .....	34
Plank (1907) .....	33
Plank (1903) .....	33
Plank (1902) .....	31
Myers (1916) .....	31
Henley (1904) .....	31

## Wins

Grove (1931) .....	31
Coombs (1910) .....	31
Grove (1930) .....	28
Coombs (1911) .....	28
Welch (1990) .....	27
Rommell (1922) .....	27
Waddell (1905) .....	27
Plank (1904) .....	26
Plank (1912) .....	26
three players tied .....	25

## Innings Pitched

Waddell (1904) .....	383.0
Plank (1904) .....	357.1
Coombs (1910) .....	353.0
Plank (1905) .....	346.2
Plank (1907) .....	343.2
Coombs (1911) .....	336.2
Plank (1903) .....	336.0
Perry (1918) .....	332.1
Fraser (1901) .....	331.0
Waddell (1905) .....	328.2

## Games Started

Waddell (1904) .....	46
Plank (1904) .....	43
Hunter (1974) .....	41
Plank (1905) .....	41
eight players tied .....	40

## Shutouts

Coombs (1910) .....	13
Blue (1971) .....	8
Plank (1907) .....	8
Waddell (1906) .....	8
Waddell (1904) .....	8
Bush (1916) .....	8
six players tied .....	7

## Loses

Perry (1920) .....	25
Bush (1916) .....	24
Myers (1916) .....	23
Rommel (1921) .....	23
Naylor (1920) .....	23
Wyckoff (1915) .....	22
Ditmar (1956) .....	22
Kelley (1937) .....	21
Harris (1943) .....	21
nine tied with .....	20

## Walks

Myers (1916) .....	168
Wyckoff (1915) .....	165
Marchildon (1947) .....	141
Marchildon (1942) .....	140
Earnshaw (1930) .....	139
Cain (1933) .....	137
Fraser (1901) .....	132
Grove (1925) .....	131
Marchildon (1948) .....	131
Bush (1916) .....	130



Lefty Grove

## Saves

Eckersley (1992) .....	51
Eckersley (1990) .....	48
Eckersley (1988) .....	45
Koch (2002) .....	44
Foulke (2003) .....	43
Eckersley (1991) .....	43
Treinen (2018) .....	38
Balfour (2013) .....	38
Street (2006) .....	37
Eckersley (1993) .....	36
Caudill (1984) .....	36
<i>(Since 1969)</i>	

## Strikeouts

Waddell (1904) .....	349
Waddell (1903) .....	302
Blue (1971) .....	301
Waddell (1905) .....	287
Waddell (1907) .....	232
Coombs (1910) .....	224
Plank (1905) .....	210
Waddell (1902) .....	210
Grove (1930) .....	209
three players tied .....	205

## ERA

Coombs (1910) .....	1.30
Krause (1909) .....	1.39
Waddell (1905) .....	1.48
Morgan (1910) .....	1.55
Bender (1910) .....	1.58
Waddell (1904) .....	1.62
Morgan (1909) .....	1.65
Bender (1909) .....	1.66
Plank (1909) .....	1.76
Blue (1971) .....	1.82

## Winning Percentage

Grove (1931) .....	31-4	.886
Bender (1914) .....	17-3	.850
Grove (1930) .....	28-5	.848
Zito (2002) .....	23-5	.821
Bender (1910) .....	23-5	.821
Welch (1990) .....	27-6	.818
Plank (1912) .....	26-6	.813
Hunter (1973) .....	21-5	.808
Coombs (1910) .....	31-9	.775
Waddell (1902) .....	24-7	.774
Shantz (1952) .....	24-7	.774
<i>(Min. 20 decisions)</i>		

## LASTS BY A'S PITCHERS

<b>Run:</b>	Brett Anderson, Aug. 6, 2019 at Chicago (NL)
<b>Hit:</b>	Homer Bailey, Aug. 14, 2019 at San Francisco
<b>Double:</b>	Joe Kennedy, June 12, 2007 at Houston
<b>Triple:</b>	John Odom, Aug. 22, 1971 vs. Boston (Game 1)

<b>Homer:</b>	John Odom, Sept. 4, 1972 vs. California (Game 1) (Ken Holtzman homered in Game 4 of the 1974 World Series vs. Los Angeles on Oct. 16)
<b>RBI:</b>	Homer Bailey, Aug. 14, 2019 at San Francisco
<b>Walk:</b>	Frankie Montas, May 5, 2019 at Pittsburgh
<b>Stolen Base:</b>	Gene Nelson, July 3, 1988 at Toronto (pinch runner)

# OAKLAND SEASON PITCHING LEADERS

## Games

Koch (2002) .....	84
<b>Petit (2019) .....</b>	<b>80</b>
Groom (1997) .....	78
Groom (1999) .....	76
Fingers (1974) .....	76
<b>Hendriks (2019) .....</b>	<b>75</b>
Balfour (2012) .....	75
Breslow (2010) .....	75
Bradford (2002) .....	75
Groom (1998) .....	75
Fingers (1975) .....	75

## Complete Games

Langford (1980) .....	28
Norris (1980) .....	24
Blue (1971) .....	24
Hunter (1974) .....	23
Keough (1980) .....	20
Blue (1976) .....	20
Langford (1981) .....	18
six players tied .....	16

## Wins

Welch (1990) .....	27
Hunter (1974) .....	25
Blue (1971) .....	24
Zito (2002) .....	23
Stewart (1990) .....	22
Norris (1980) .....	22
Blue (1975) .....	22
seven players tied .....	21

## Innings Pitched

Hunter (1974) .....	318.1
Blue (1971) .....	312.0
Blue (1976) .....	298.1
Holtzman (1973) .....	297.1
Hunter (1972) .....	295.1
Langford (1980) .....	290.0
Norris (1980) .....	284.1
Blue (1974) .....	282.1
Blue (1977) .....	279.2
Blue (1975) .....	278.0

## Games Started

Hunter (1974) .....	41
Blue (1974) .....	40
Holtzman (1973) .....	40
Dobson (1970) .....	40
Hunter (1970) .....	40
Torrez (1976) .....	39
Blue (1971) .....	39
Blue (1977) .....	38
Blue (1975) .....	38
Holtzman (1975) .....	38
Holtzman (1974) .....	38

## Shutouts


Blue (1971) .....	8
Blue (1976) .....	6
Hunter (1974) .....	6
Nash (1968) .....	6
Hunter (1972) .....	5
Dobson (1970) .....	5
10 players tied .....	4

## Losses

Kingman (1980) .....	20
Blue (1977) .....	19
Langford (1977) .....	19
Keough (1982) .....	18
Keough (1979) .....	17
Holtzman (1974) .....	17
Candiotti (1998) .....	16
Langford (1982) .....	16
Langford (1979) .....	16
Smith (2008) .....	16

## Walks

Odom (1969) .....	112
Stewart (1988) .....	110
Rijo (1986) .....	108
Holtzman (1975) .....	108
Moore (1991) .....	105
Stewart (1991) .....	105
Stewart (1987) .....	105
Blue (1973) .....	105
Moore (1992) .....	103
Appier (2000) .....	102
Plunk (1986) .....	102



Vida Blue

## Saves

Eckersley (1992) .....	51
Eckersley (1990) .....	48
Eckersley (1988) .....	45
Koch (2002) .....	44
Foulke (2003) .....	43
Eckersley (1991) .....	43
Treinen (2018) .....	38
Balfour (2013) .....	38
Street (2006) .....	37
Eckersley (1993) .....	36
Caudill (1984) .....	36

## Strikeouts

Blue (1971) .....	301
Zito (2001) .....	205
Stottlemire (1995) .....	205
Stewart (1987) .....	205
Gonzalez (2011) .....	197
Haren (2007) .....	192
Stewart (1988) .....	192
Hunter (1972) .....	191
Blue (1975) .....	189
Gray (2014) .....	183

## ERA

Blue (1971) .....	1.82
Hunter (1972) .....	2.04
Nash (1968) .....	2.28
McCatty (1981) .....	2.32
Blue (1976) .....	2.36
Odom (1968) .....	2.45
Hunter (1974) .....	2.49
Torrez (1976) .....	2.50
Odom (1972) .....	2.50
Holtzman (1972) .....	2.51

## Winning Percentage

Zito (2002) .....	23-5	.821
Welch (1990) .....	27-6	.818
Hunter (1973) .....	21-5	.808
Hudson (2000) .....	20-6	.769
Blue (1971) .....	24-8	.750
Hunter (1972) .....	21-7	.750
Colón (2013) .....	18-6	.750
Dobson (1971) .....	15-5	.750
Mulder (2002) .....	19-7	.731
Davis (1989) .....	19-7	.731

(Min. 20 decisions)

RECORDS

## LONGEST STREAKS BY OAKLAND A'S PITCHERS

### Scoreless

37	August 13 to August 17, 1983
29	September 17 to September 21, 2019
29	June 11 to June 14, 1968
29	August 27 to August 31, 1996
29	April 9 to April 12, 1978
29	May 27 to May 30, 1976
29	June 3 to June 5, 1972
29	July 30 to August 2, 1972
29	July 21 to July 24, 1968

### Homerless

136.2	June 19-July 4, 1974
96.0	June 23-July 4, 1999
92.0	July 28-August 6, 1970
91.2	April 11-21, 1971
83.0	June 24-July 2, 1978
80.0	May 9-20, 1977
77.0	May 21-31, 1977

# ATHLETICS YEAR-BY-YEAR BATTING

Year	AVG.	AB	R	H	2B	3B	HR	RBI	BB	SO	SH	SF	HP	SB	CS	SLG	OBP
1901	.289	4882	805	1409	239	87	35	665	301	344	78		53	173		.395	.337
1902	.287	4762	775	1369	235	67	38	673	343	293	118		38	201		.389	.340
1903	.264	4673	597	1236	227	68	32	502	268	513	101		32	157		.363	.309
1904	.249	5088	557	1266	197	77	31	486	313	605	137		41	137		.336	.298
1905	.255	5146	623	1310	256	51	24	511	376	644	165		34	190		.338	.310
1906	.247	4883	561	1206	213	49	32	489	385		157		43	165		.330	.308
1907	.255	5010	582	1276	220	44	22	485	384		176		27	137		.329	.311
1908	.223	5065	486	1131	183	50	21	392	368		177		37	116		.292	.281
1909	.256	4906	605	1257	186	88	21	498	403		248		64	205		.343	.321
1910	.266	5154	673	1373	191	105	19	541	409		196		47	207		.355	.326
1911	.296	5199	861	1540	237	93	35	692	424		232		65	226		.398	.357
1912	.282	5111	779	1442	204	108	22	620	485		201		38	258		.377	.349
1913	.280	5044	794	1412	223	80	33	660	534	547	174		65	221		.375	.356
1914	.272	5126	749	1392	165	80	29	627	545	517	218		52	231	188	.352	.348
1915	.237	5081	545	1204	183	72	16	440	436	634	137		54	127	89	.311	.304
1916	.242	5010	447	1212	169	65	19	380	406	631	157		30	151		.313	.303
1917	.254	5109	529	1296	177	62	17	457	435	519	205		33	112		.323	.316
1918	.243	4278	412	1039	124	44	22	356	343	485	124		26	83		.308	.303
1919	.244	4730	457	1156	175	71	35	396	349	565	125		30	103		.334	.300
1920	.252	5256	558	1324	220	49	44	470	353	593	169		43	50	67	.338	.304
1921	.274	5465	657	1497	256	64	82	601	424	565	136		29	69	56	.389	.330
1922	.270	5211	705	1409	229	63	111	631	437	591	170		34	60	63	.402	.331
1923	.271	5196	661	1407	229	64	53	577	445	517	172		44	72	62	.370	.334
1924	.281	5184	685	1459	251	59	63	608	374	482	157		38	79	66	.389	.334
1925	.307	5399	831	1659	298	79	76	767	453	432	187		31	67	59	.434	.364
1926	.269	5046	677	1359	259	65	61	619	523	452	238		26	56	46	.383	.341
1927	.303	5296	841	1606	281	70	56	767	551	326	219		30	101	63	.414	.372
1928	.295	5226	829	1540	323	75	89	759	533	442	196		37	59	48	.436	.364
1929	.296	5204	901	1539	288	76	122	845	543	440	214		29	61	38	.451	.365
1930	.294	5345	951	1573	319	74	125	895	599	531	188		31	48	33	.452	.369
1931	.287	5377	858	1544	311	64	118	798	528	543	78		35	25	23	.435	.355
1932	.290	5537	981	1606	303	52	172	923	647	630	94		21	38	23	.457	.366
1933	.285	5330	875	1519	297	57	139	831	625	618	80		15	34	34	.440	.362
1934	.280	5317	764	1491	236	50	144	708	491	584	99		13	57	35	.425	.343
1935	.279	5269	710	1470	243	44	112	671	475	602	86		17	43	35	.406	.341
1936	.269	5373	714	1443	240	60	72	663	524	590	74		19	59	43	.376	.336
1937	.267	5228	699	1398	278	60	94	649	583	557	70		5	95	48	.397	.341
1938	.270	5229	726	1410	243	62	98	686	605	590	78		22	65	53	.396	.348
1939	.271	5309	711	1438	282	55	98	666	503	532	138		15	60	34	.400	.336
1940	.262	5304	703	1391	242	53	105	648	556	656	69		19	48	33	.387	.334
1941	.268	5336	713	1431	240	69	85	660	574	588	76		8	27	36	.387	.340
1942	.249	5285	549	1315	213	46	33	517	440	490	74		23	44	45	.325	.309
1943	.232	5244	497	1219	174	44	26	462	430	465	95		29	55	42	.297	.294
1944	.257	5312	525	1364	169	47	36	475	422	490	121		17	42	32	.327	.314
1945	.245	5296	494	1297	201	37	33	440	449	463	96		19	25	45	.316	.306
1946	.253	5200	529	1317	220	51	40	481	482	594	105		9	39	30	.338	.318
1947	.252	5198	633	1311	218	52	61	581	605	563	144		24	37	33	.349	.333
1948	.260	5181	729	1345	231	47	68	685	726	523	120		22	40	32	.362	.353
1949	.260	5123	726	1331	214	49	82	680	783	493	117		25	36	25	.369	.361
1950	.261	5212	670	1361	204	53	100	627	685	493	73		23	42	25	.378	.349
1951	.262	5277	736	1381	262	43	102	685	677	565	61		34	47	36	.386	.349
1952	.253	5163	664	1305	212	35	89	634	683	561	102		27	52	43	.359	.343
1953	.256	5455	632	1398	205	38	116	588	498	602	51		24	41	24	.372	.321
1954	.236	5206	542	1228	191	41	94	503	504	677	54	31	28	30	29	.342	.305
<b>Phila.</b>	<b>.266</b>	<b>278846</b>	<b>36513</b>	<b>74211</b>	<b>12386</b>	<b>3308</b>	<b>3502</b>	<b>32670</b>	<b>26237</b>	<b>7327</b>	<b>1674</b>	<b>5003</b>				<b>.372</b>	<b>.333</b>
1955	.261	5335	638	1395	189	46	121	593	463	725	57	34	26	22	36	.382	.322
1956	.252	5256	619	1325	204	41	112	581	480	727	67	37	20	40	30	.370	.315
1957	.244	5170	563	1262	195	40	166	535	364	760	62	36	24	35	27	.394	.295
1958	.247	5261	642	1297	196	50	138	605	452	747	64	43	25	22	36	.381	.307
1959	.263	5264	681	1383	231	43	117	638	481	780	69	38	33	34	24	.390	.326
1960	.249	5226	615	1303	212	34	110	566	513	744	75	32	12	16	11	.366	.316
1961	.247	5423	683	1342	216	47	90	632	580	772	89	47	25	58	22	.354	.320

Year	AVG.	AB	R	H	2B	3B	HR	RBI	BB	SO	SH	SF	HP	SB	CS	SLG	OBP
1962	.263	5576	745	1467	220	58	116	691	556	803	78	50	42	76	21	.386	.332
1963	.247	5495	615	1356	225	38	95	582	529	829	77	46	25	47	26	.353	.313
1964	.239	5524	621	1321	216	29	166	594	548	1104	53	25	42	34	20	.379	.311
1965	.240	5393	585	1294	186	59	110	546	521	1020	74	35	35	110	51	.358	.309
1966	.236	5328	564	1259	212	56	70	509	421	982	71	27	26	132	50	.337	.294
1967	.233	5349	533	1244	212	50	69	481	452	1019	59	36	42	132	59	.330	.296
<b>K.C.</b>	<b>.248</b>	<b>69600</b>	<b>8104</b>	<b>17248</b>	<b>2714</b>	<b>591</b>	<b>1480</b>	<b>7553</b>	<b>6360</b>	<b>11012</b>	<b>895</b>	<b>486</b>	<b>377</b>	<b>758</b>	<b>413</b>	<b>.368</b>	<b>.312</b>
1968	.240	5406	569	1300	192	40	94	522	472	1022	78	35	35	147	61	.343	.304
1969	.249	5614	740	1400	210	28	148	680	617	953	74	35	63	100	39	.376	.328
1970	.249	5376	678	1338	208	24	171	630	584	977	73	36	36	131	68	.392	.325
1971	.252	5494	691	1383	195	25	160	642	542	1018	80	38	37	80	53	.384	.321
1972	.240	5200	604	1248	195	29	134	565	463	886	100	36	47	87	48	.366	.306
1973	.260	5507	758	1431	216	28	147	714	595	919	67	53	35	128	57	.389	.333
1974	.247	5331	689	1315	205	37	132	637	568	876	60	51	38	164	93	.373	.321
1975	.254	5415	758	1376	220	33	151	703	609	846	74	35	51	183	82	.391	.333
1976	.246	5353	686	1319	208	33	113	625	592	818	58	58	45	341	123	.361	.323
1977	.240	5358	605	1284	176	37	117	548	516	910	64	46	36	176	89	.352	.308
1978	.245	5321	532	1304	200	31	100	492	433	800	108	27	25	144	117	.351	.303
1979	.239	5348	573	1276	188	32	108	541	482	751	75	46	20	104	69	.346	.302
1980	.259	5495	686	1424	212	35	137	635	506	824	99	41	19	175	82	.385	.322
1981	.247	3677	458	910	119	26	104	430	342	647	46	32	16	98	47	.379	.312
1982	.236	5448	691	1286	211	27	149	659	582	948	50	54	20	232	87	.367	.309
1983	.262	5516	708	1447	237	28	121	662	524	872	55	62	31	235	98	.381	.326
1984	.259	5457	738	1415	257	29	158	697	568	871	37	77	22	145	64	.404	.327
1985	.264	5581	757	1475	230	34	155	690	508	861	63	47	16	117	58	.401	.325
1986	.252	5435	731	1370	213	25	163	683	553	983	56	51	32	139	61	.390	.322
1987	.260	5511	806	1432	263	33	199	761	593	1056	50	48	36	140	63	.428	.333
1988	.263	5602	800	1474	251	22	156	752	580	926	54	55	65	129	54	.399	.336
1989	.261	5416	712	1414	220	25	127	659	562	855	36	62	34	157	55	.381	.331
1990	.254	5433	733	1379	209	22	164	693	651	992	60	48	46	141	54	.391	.336
1991	.248	5410	760	1342	246	19	159	716	642	981	41	49	50	151	64	.389	.331
1992	.258	5387	745	1389	219	24	142	693	707	831	72	59	49	143	59	.386	.346
1993	.254	5543	715	1408	260	21	158	679	622	1048	46	49	33	131	59	.394	.330
1994	.260	3885	549	1009	178	13	113	515	417	686	24	51	18	91	39	.399	.330
1995	.264	4916	730	1296	228	18	169	694	565	911	32	58	45	112	46	.420	.341
1996	.265	5630	861	1492	283	21	243	823	640	1114	35	39	58	58	35	.452	.344
1997	.260	5589	764	1451	274	23	197	714	642	1181	49	40	49	71	36	.423	.339
1998	.257	5490	804	1413	295	13	149	755	633	1122	58	46	55	131	47	.397	.338
1999	.259	5519	893	1430	287	20	235	845	770	1129	39	41	71	70	37	.446	.355
2000	.270	5560	947	1501	281	23	239	908	750	1159	26	44	52	40	15	.458	.360
2001	.264	5573	884	1469	334	22	199	835	640	1021	25	59	88	68	29	.439	.345
2002	.261	5558	800	1450	279	28	205	772	609	1008	20	36	68	46	20	.432	.339
2003	.254	5497	768	1398	317	24	176	742	556	898	22	53	59	48	14	.417	.327
2004	.270	5728	793	1545	336	15	189	752	608	1061	25	43	55	47	22	.433	.343
2005	.262	5627	772	1476	310	20	155	739	537	819	19	40	52	31	22	.407	.330
2006	.260	5500	771	1429	266	22	175	735	650	976	25	56	50	61	20	.412	.340
2007	.256	5577	741	1430	295	16	171	711	664	1119	18	56	49	52	20	.407	.338
2008	.242	5451	646	1318	270	23	125	610	574	1226	30	35	48	88	21	.369	.318
2009	.262	5584	759	1464	307	21	135	723	527	1046	31	54	50	133	48	.397	.328
2010	.256	5448	663	1396	276	30	109	619	527	1061	43	51	47	156	38	.378	.324
2011	.244	5452	645	1330	280	29	114	612	509	1094	34	57	50	117	43	.369	.311
2012	.238	5527	713	1315	267	32	195	676	550	1387	27	34	45	122	32	.404	.310
2013	.254	5521	767	1403	301	25	186	725	573	1178	21	49	45	74	28	.419	.327
2014	.244	5545	729	1354	253	33	146	686	586	1104	19	43	49	83	20	.381	.320
2015	.251	5600	694	1405	277	46	146	661	475	1119	14	38	40	78	29	.395	.312
2016	.246	5500	653	1352	270	21	169	634	442	1145	13	34	33	50	23	.395	.304
2017	.246	5464	739	1344	305	15	234	708	565	1491	13	40	43	57	22	.436	.319
2018	.252	5579	813	1407	322	20	227	778	550	1381	6	44	76	35	21	.439	.325
2019	.249	5561	845	1384	292	23	257	800	578	1338	7	36	87	49	21	.448	.327
<b>Oak.</b>	<b>.254</b>	<b>281515</b>	<b>37666</b>	<b>71400</b>	<b>12943</b>	<b>1343</b>	<b>8325</b>	<b>35480</b>	<b>29550</b>	<b>52245</b>	<b>2351</b>	<b>2407</b>	<b>2319</b>	<b>5886</b>	<b>2552</b>	<b>.398</b>	<b>.327</b>

Year	AVG.	AB	R	H	2B	3B	HR	RBI	BB	SH	HP	SB	SLG	OBP
<b>Totals</b>	<b>.259</b>	<b>629961</b>	<b>82283</b>	<b>162859</b>	<b>28043</b>	<b>5242</b>	<b>13307</b>	<b>75703</b>	<b>62147</b>	<b>10573</b>	<b>4370</b>	<b>11647</b>	<b>.383</b>	<b>.328</b>

# ATHLETICS YEAR-BY-YEAR PITCHING

Year	ERA	CG	SV	SHO	IP	H	R	ER	HR	BB	SO	HB	WP	OPP. AVG.
1901	4.00	124		6	1200.2	1346	761	534	20	374	350	59	40	.280
1902	3.29	114		5	1216.1	1292	636	444	33	368	455	63	29	.273
1903	2.98	112		10	1207.1	1124	519	400	20	315	728	71	38	.249
1904	2.35	136		26	1361.1	1149	503	355	13	366	887	63	23	.227
1905	2.19	117		19	1383.1	1137	492	337	21	409	895	63	40	.228
1906	2.60	107		19	1322.0	1135	543	382	9	425	749	57	30	.235
1907	2.35	106		27	1354.2	1106	511	353	13	378	789	67	36	.222
1908	2.56	102		23	1400.1	1194	562	398	10	410	741	53	46	.235
1909	1.93	110		27	1378.0	1069	408	296	9	386	728	62	31	.218
1910	1.79	123		24	1421.2	1103	441	282	8	450	789	55	42	.221
1911	3.01	97		13	1375.2	1343	601	460	17	487	739	81	34	.265
1912	3.32	95		11	1357.0	1273	658	501	12	518	601	57	30	.258
1913	3.19	69		17	1351.1	1200	592	479	24	532	630	39	48	.229
1914	2.78	89		24	1404.0	1264	529	433	18	521	720	28	37	.249
1915	4.29	78		6	1348.1	1358	888	643	22	827	588	57	68	.278
1916	3.92	94		11	1343.2	1311	776	585	26	715	575	31	53	.267
1917	3.27	80		8	1365.2	1310	691	496	23	562	516	23	37	.250
1918	3.22	80		13	1156.0	1106	538	413	13	486	277	35	20	.264
1919	4.26	72		1	1239.1	1371	742	587	44	503	417	29	25	.290
1920	3.93	79		6	1380.1	1612	834	602	56	461	423	40	27	.300
1921	4.61	75		2	1400.1	1645	894	717	85	548	431	32	34	.300
1922	4.59	73		4	1362.1	1573	830	695	107	469	373	32	22	.297
1923	4.08	65		7	1364.2	1465	761	619	68	550	400	23	23	.280
1924	4.39	68		8	1345.0	1527	778	656	43	597	371	28	19	.292
1925	3.87	61		8	1381.2	1468	713	594	60	544	495	36	30	.276
1926	3.00	62		10	1346.0	1362	570	448	38	451	571	31	22	.268
1927	3.97	66		8	1384.0	1467	726	611	65	442	553	36	18	.278
1928	3.36	81		15	1367.2	1349	615	511	66	424	607	22	19	.256
1929	3.44	70		9	1357.0	1371	615	519	73	487	573	15	28	.264
1930	4.28	72		8	1371.0	1457	751	652	84	488	672	20	25	.274
1931	3.47	97		12	1365.1	1342	626	526	73	457	574	9	20	.258
1932	4.45	95		10	1386.0	1477	752	686	112	511	595	18	21	.271
1933	4.81	69		6	1343.2	1523	853	718	77	644	423	17	33	.283
1934	5.01	68		8	1337.0	1429	838	745	84	693	480	23	33	.275
1935	5.12	58		7	1326.1	1486	869	754	73	704	469	25	35	.285
1936	6.08	68		3	1352.1	1645	1045	913	131	696	405	24	67	.300
1937	4.85	65		6	1335.0	1490	854	720	105	613	469	17	40	.281
1938	5.48	56		4	1324.0	1573	956	806	142	599	473	18	28	.292
1939	5.79	50		6	1342.2	1687	1022	864	148	579	397	19	35	.307
1940	5.22	72		4	1345.0	1543	932	780	135	534	488	15	40	.283
1941	4.83	64		3	1365.1	1516	840	733	136	557	386	18	46	.279
1942	4.45	67		5	1374.2	1404	801	679	89	639	546	21	35	.263
1943	4.05	73		5	1394.0	1421	717	627	73	536	503	35	24	.265
1944	3.26	72		10	1397.1	1345	594	506	58	390	534	31	30	.252
1945	3.62	65		11	1381.0	1380	638	556	55	571	531	22	18	.262
1946	3.90	61		10	1342.2	1371	680	582	83	577	562	25	13	.264
1947	3.51	70		12	1391.1	1291	614	543	85	597	493	14	14	.247
1948	4.43	74		7	1368.2	1456	735	673	86	638	486	15	35	.275
1949	4.23	85		9	1365.0	1359	725	642	105	758	490	19	33	.263
1950	5.49	50		3	1346.1	1528	913	821	138	729	466	31	39	.287
1951	4.47	52		7	1358.0	1421	745	674	109	569	437	32	30	.272
1952	4.15	73		11	1384.1	1402	723	639	113	526	562	35	21	.263
1953	4.67	51		7	1409.0	1475	799	731	121	594	566	57	51	.271
1954	5.18	49		3	1371.1	1523	875	789	141	685	555	39	40	.285
<b>Phila.</b>	<b>3.91</b>	<b>4281</b>		<b>544</b>	<b>72953.0</b>	<b>74574</b>	<b>38624</b>	<b>31709</b>	<b>3572</b>	<b>28889</b>	<b>29533</b>	<b>1887</b>	<b>1755</b>	
1955	5.35	29		9	1382.0	1486	911	822	175	707	572	42	36	.278
1956	4.86	30		3	1370.1	1424	831	740	187	679	636	42	38	.271
1957	4.19	26		6	1369.2	1344	710	637	153	565	626	25	45	.260
1958	4.15	42		9	1398.1	1405	713	645	150	467	721	28	31	.262
1959	4.35	44		8	1360.2	1452	760	658	148	492	703	46	41	.274
1960	4.38	44		4	1374.0	1428	756	668	160	525	664	43	37	.271



Year	ERA	CG	SV	SHO	IP	H	R	ER	HR	BB	SO	HB	WP	OPP. AVG.
1961	4.74	32		5	1415.0	1519	863	746	141	629	703	53	58	.275
1962	4.79	32	4	4	1434.0	1450	837	764	199	655	825	42	63	.263
1963	3.92	35		11	1458.0	1417	704	635	156	540	887	44	43	.256
1964	4.71	18		6	1455.2	1516	836	761	220	614	966	54	55	.269
1965	4.24	18	7	7	1433.0	1399	755	675	161	574	882	39	67	.256
1966	3.56	19		11	1435.0	1281	648	567	106	630	854	39	52	.241
1967	3.68	26		10	1428.0	1265	660	584	125	558	990	37	44	.238
<b>K.C.</b>	<b>4.37</b>	<b>395</b>		<b>93</b>	<b>18313.2</b>	<b>18386</b>	<b>9984</b>	<b>8902</b>	<b>2081</b>	<b>7635</b>	<b>10029</b>	<b>534</b>	<b>610</b>	
1968	2.94	45		18	1455.2	1220	544	476	124	505	997	31	55	.227
1969	3.71	42	36	14	1480.2	1356	678	611	163	586	887	39	55	.245
1970	3.30	33	40	15	1442.2	1253	593	529	134	542	858	34	56	.234
1971	3.05	57	36	18	1469.1	1229	564	498	131	501	999	33	37	.228
1972	2.58	42	43	23	1417.2	1170	457	406	96	418	862	19	29	.226
1973	3.29	46	41	16	1457.1	1311	615	532	143	494	797	30	52	.241
1974	2.95	49	28	12	1439.2	1322	551	472	90	430	755	25	27	.246
1975	3.27	36	44	10	1448.0	1267	606	526	102	523	784	37	47	.236
1976	3.26	39	29	15	1459.1	1412	598	528	96	415	711	30	40	.255
1977	4.04	32	25	4	1436.2	1459	749	645	145	560	788	24	55	.265
1978	3.62	26	29	11	1433.1	1401	690	577	106	582	750	26	37	.259
1979	4.75	41	20	4	1429.1	1606	860	754	147	654	726	49	72	.288
1980	3.46	94	13	9	1471.2	1347	642	566	142	521	769	31	51	.244
1981	3.30	60	10	11	993.0	883	403	364	80	370	505	28	30	.240
1982	4.54	42	22	6	1456.0	1506	819	735	177	648	697	30	58	.268
1983	4.35	22	33	12	1454.1	1462	782	703	135	626	719	31	43	.263
1984	4.48	15	44	6	1430.0	1554	796	712	155	592	695	35	47	.278
1985	4.41	10	41	6	1453.0	1451	787	712	172	607	785	25	48	.259
1986	4.31	22	37	8	1433.0	1334	760	686	166	667	937	34	62	.247
1987	4.32	18	40	6	1445.2	1442	789	694	176	531	1042	36	52	.258
1988	3.44	22	64	9	1489.1	1376	620	569	116	553	983	29	62	.247
1989	3.09	17	57	20	1448.1	1287	576	497	103	510	930	28	71	.239
1990	3.18	18	64	16	1456.0	1287	570	514	123	494	831	27	50	.238
1991	4.57	14	49	10	1444.1	1425	776	734	155	655	892	55	60	.260
1992	3.73	8	58	9	1447.0	1396	672	599	129	601	843	41	67	.256
1993	4.90	8	42	2	1452.1	1551	846	791	157	680	864	49	39	.276
1994	4.80	12	23	9	1003.1	979	589	535	128	510	732	34	42	.257
1995	4.93	8	34	4	1273.0	1320	761	698	153	556	890	53	56	.269
1996	5.20	7	34	5	1456.1	1638	900	841	205	644	884	52	60	.287
1997	5.48	2	38	1	1445.1	1734	946	880	197	642	953	64	51	.301
1998	4.81	12	39	4	1434.0	1555	866	766	179	529	922	56	68	.276
1999	4.69	6	48	5	1438.1	1537	846	750	160	569	967	54	57	.274
2000	4.58	7	43	11	1435.1	1535	813	730	158	615	963	48	46	.274
2001	3.59	13	44	9	1463.1	1384	645	583	153	440	1117	46	42	.249
2002	3.68	9	48	19	1452.0	1391	654	593	135	474	1021	62	40	.252
2003	3.63	16	48	14	1441.2	1336	643	582	140	499	1018	54	41	.246
2004	4.17	10	35	8	1471.1	1466	742	682	164	544	1034	68	39	.262
2005	3.69	9	38	12	1450.1	1315	658	594	154	504	1075	60	41	.241
2006	4.21	5	54	11	1451.2	1525	727	679	162	529	1003	55	43	.272
2007	4.28	4	36	9	1448.0	1468	758	689	138	530	1036	43	52	.263
2008	4.01	4	33	7	1435.0	1364	690	640	135	576	1061	54	30	.253
2009	4.26	2	38	10	1447.1	1486	761	685	156	523	1124	36	43	.265
2010	3.56	7	38	17	1431.2	1315	626	566	153	512	1070	38	42	.245
2011	3.71	6	39	12	1447.2	1380	679	597	136	519	1160	41	53	.250
2012	3.48	1	47	13	1470.0	1360	614	569	147	462	1136	46	40	.245
2013	3.56	6	46	13	1452.0	1339	625	574	163	428	1183	35	56	.242
2014	3.22	7	31	13	1463.1	1269	572	524	147	406	1244	48	59	.233
2015	4.14	5	28	15	1444.2	1402	729	664	172	474	1179	47	62	.254
2016	4.51	2	42	7	1433.1	1459	761	718	185	464	1188	50	70	.263
2017	4.67	1	35	6	1431.0	1444	826	743	210	502	1202	61	84	.261
2018	3.81	2	44	14	1465.2	1303	674	621	184	474	1237	53	86	.236
2019	3.97	1	45	12	1465.0	1342	680	646	201	477	1299	66	74	.242
<b>Oak.</b>	<b>3.95</b>	<b>1022</b>	<b>1973</b>	<b>550</b>	<b>74294.1</b>	<b>71953</b>	<b>36128</b>	<b>32579</b>	<b>7678</b>	<b>27667</b>	<b>49104</b>	<b>2180</b>	<b>2679</b>	

Year	ERA	CG	SHO	IP	H	R	ER	HR	BB	SO	HB	WP
<b>Totals</b>	<b>3.98</b>	<b>5698</b>	<b>1187</b>	<b>165561.0</b>	<b>164913</b>	<b>84736</b>	<b>73190</b>	<b>13331</b>	<b>64191</b>	<b>88666</b>	<b>4601</b>	<b>5044</b>

# ATHLETICS YEAR-BY-YEAR FIELDING

Year	AVG.	G	PO	A	E	TC	DP	TP	PB
1901	.942	137	3600	1903	337	5840	93	0	23
1902	.953	137	3646	1819	270	5735	75	0	13
1903	.960	137	3618	1613	217	5448	66	0	20
1904	.959	155	4080	1835	250	6165	67	0	21
1905	.957	152	4101	1746	265	6112	64	0	21
1906	.955	149	3941	1728	267	5936	86	1	17
1907	.958	150	4046	1959	263	6268	67	0	14
1908	.957	157	4158	1886	272	6316	68	1	20
1909	.961	153	4105	1894	245	6244	92	1	14
1910	.965	155	4255	2001	230	6486	117	0	10
1911	.964	152	4121	1896	225	6242	100	0	14
1912	.959	153	4100	2023	263	6386	115	0	17
1913	.966	153	4048	1958	212	6218	108	1	13
1914	.966	158	4198	1938	213	6349	116	1	25
1915	.947	154	4044	2023	338	6405	118	0	17
1916	.951	154	4021	2126	314	6461	126	0	19
1917	.961	154	4078	2064	251	6393	106	0	17
1918	.959	130	3458	1850	228	5536	136	0	7
1919	.956	140	3702	1902	257	5861	96	1	9
1920	.959	156	4120	2173	266	6559	125	0	13
1921	.958	155	4182	2005	274	6461	144	0	14
1922	.966	155	4072	1978	215	6265	118	1	16
1923	.964	153	4064	1935	221	6220	127	1	23
1924	.971	152	4025	1943	180	6148	157	0	12
1925	.966	153	4117	1931	211	6259	148	0	13
1926	.972	150	4041	1869	171	6081	131	1	10
1927	.970	155	4161	1897	190	6248	124	1	10
1928	.970	153	4107	1728	181	6016	124	0	10
1929	.975	151	4065	1587	146	5798	117	0	10
1930	.976	154	4127	1651	145	5923	121	0	11
1931	.976	153	4088	1614	141	5843	151	0	10
1932	.979	154	4160	1736	124	6020	142	0	15
1933	.966	152	4032	1750	203	5985	121	0	9
1934	.967	153	4012	1809	196	6017	166	0	12
1935	.967	149	3964	1690	190	5844	150	0	11
1936	.965	154	4061	1773	209	6043	152	0	21
1937	.967	154	4002	1725	198	5925	150	0	15
1938	.965	154	3964	1637	206	5807	119	0	15
1939	.965	153	4028	1678	210	5916	131	0	14
1940	.960	154	4035	1667	238	5940	131	0	15
1941	.967	154	4095	1733	200	6028	150	0	20
1942	.968	154	4062	1678	188	5928	124	0	23
1943	.973	155	4180	1741	162	6083	148	0	19
1944	.971	155	4192	1745	176	6113	127	0	12
1945	.973	153	4140	1903	168	6211	160	0	9
1946	.971	155	4028	1594	167	5789	141	1	7
1947	.976	156	4174	1689	143	6006	161	0	5
1948	.981	154	4108	1710	113	5931	180	1	7
1949	.976	154	4102	1710	140	5952	217	0	10
1950	.974	154	4033	1732	155	5920	208	0	9
1951	.978	154	4073	1849	136	6058	204	0	12
1952	.977	155	4150	1766	140	6056	148	0	11
1953	.977	157	4218	1710	137	6065	161	0	15
1954	.971	156	4104	1655	169	5928	163	0	12
<b>Phila.</b>	<b>.966</b>	<b>8213</b>	<b>218406</b>	<b>98155</b>	<b>11226</b>	<b>327787</b>	<b>6957</b>	<b>12</b>	<b>761</b>
1955	.976	155	4142	1729	146	6017	174	0	14
1956	.973	154	4111	1785	166	6062	187	0	19
1957	.979	154	4108	1720	125	5953	162	0	22
1958	.979	156	4196	1730	125	6051	166	0	34
1959	.973	154	4086	1669	160	5915	156	0	15
1960	.979	155	4122	1666	127	5915	149	0	17
1961	.972	162	4260	1755	175	6190	160	0	17

Year	AVG.	G	PO	A	E	TC	DP	TP	PB
1962	.979	162	4294	1724	132	6150	131	0	25
1963	.980	162	4373	1722	127	6222	131	0	11
1964	.974	163	4361	1669	158	6188	152	0	18
1965	.977	162	4300	1620	139	6059	142	0	20
1966	.977	160	4320	1646	139	6105	154	1	20
1967	.978	161	4279	1533	132	5944	120	0	17
<b>K.C.</b>	<b>.977</b>	<b>2060</b>	<b>54952</b>	<b>21968</b>	<b>1851</b>	<b>78771</b>	<b>1984</b>	<b>1</b>	<b>249</b>
1968	.977	163	4367	1659	145	6171	136	0	20
1969	.979	162	4442	1788	136	6366	162	0	26
1970	.977	162	4328	1680	141	6149	152	0	12
1971	.981	161	4408	1660	117	6185	157	0	17
1972	.979	155	4253	1689	130	6072	146	0	13
1973	.978	162	4372	1710	137	6219	170	0	9
1974	.977	162	4319	1704	141	6164	154	0	10
1975	.977	162	4344	1686	143	6173	140	0	13
1976	.977	161	4378	1821	144	6343	130	0	11
1977	.970	161	4310	1762	190	6262	136	0	12
1978	.971	162	4300	1626	179	6105	145	0	10
1979	.972	162	4288	1718	174	6180	137	3	15
1980	.979	162	4415	1631	130	6176	115	0	9
1981	.980	109	2979	1080	81	4140	74	1	2
1982	.974	162	4368	1647	160	6175	140	0	8
1983	.974	162	4363	1602	157	6122	157	1	14
1984	.975	162	4290	1508	146	5944	159	0	9
1985	.977	162	4359	1566	140	6065	136	0	19
1986	.978	162	4299	1596	135	6030	120	0	16
1987	.977	162	4337	1649	142	6128	123	0	18
1988	.983	162	4468	1629	105	6202	151	0	10
1989	.979	162	4345	1640	129	6114	159	0	13
1990	.986	162	4368	1630	87	6085	152	0	14
1991	.982	162	4333	1608	107	6048	150	0	8
1992	.979	162	4341	1576	125	6042	158	0	8
1993	.982	162	4357	1625	111	6093	161	0	15
1994	.979	114	3010	1122	88	4220	105	0	5
1995	.981	144	3819	1486	102	5407	151	0	4
1996	.984	162	4369	1778	103	6250	195	1	11
1997	.980	162	4336	1765	122	6223	170	0	5
1998	.977	162	4302	1654	141	6097	155	0	13
1999	.980	162	4315	1700	122	6137	166	0	18
2000	.978	161	4306	1726	134	6166	164	1	8
2001	.980	162	4390	1756	125	6271	151	0	4
2002	.984	162	4356	1798	102	6256	144	0	9
2003	.983	162	4325	1779	107	6211	145	0	9
2004	.986	162	4414	1809	91	6314	172	0	14
2005	.986	162	4351	1649	88	6088	166	0	5
2006	.986	162	4355	1626	84	6065	173	0	10
2007	.985	162	4344	1687	90	6121	153	0	16
2008	.984	161	4305	1573	98	5976	169	0	8
2009	.983	162	4342	1592	105	6039	155	0	5
2010	.984	162	4295	1704	99	6098	147	0	8
2011	.979	162	4343	1529	124	5996	145	0	6
2012	.982	162	4410	1568	111	6089	135	1	12
2013	.983	162	4356	1377	97	5830	112	0	15
2014	.982	162	4390	1634	111	6135	150	0	10
2015	.979	162	4334	1642	126	6102	154	0	14
2016	.984	162	4300	1630	97	6027	152	0	11
2017	.980	162	4293	1597	121	6011	162	0	16
2018	.985	162	4397	1594	89	6080	125	0	17
2019	.987	162	4395	1464	80	5939	123	0	19
<b>Oak.</b>	<b>.980</b>	<b>8294</b>	<b>222883</b>	<b>84729</b>	<b>6289</b>	<b>313901</b>	<b>7659</b>	<b>8</b>	<b>603</b>

Year	AVG.	G	PO	A	E	TC	DP	TP	PB
<b>Totals</b>	<b>.973</b>	<b>18567</b>	<b>496241</b>	<b>204852</b>	<b>19366</b>	<b>720459</b>	<b>16600</b>	<b>21</b>	<b>1613</b>

# ATHLETICS YEAR-BY-YEAR BATTING LEADERS

## Batting Average

1901 Lajoie.....	.426
1902 Cross.....	.339
1903 Seybold.....	.299
1904 Davis.....	.308
1905 Davis.....	.284
1906 Seybold.....	.316
1907 Nicholls.....	.302
1908 Collins.....	.273
1909 Collins.....	.346
1910 Collins.....	.322
1911 Collins.....	.365
1912 Collins.....	.348
1913 Collins.....	.345
1914 Collins.....	.344
1915 McInnis.....	.314
1916 Strunk.....	.316
1917 McInnis.....	.303
1918 Burns.....	.352
1919 Burns.....	.296
1920 Dugan.....	.322
1921 Witt.....	.315
1922 Miller.....	.336
1923 Hauser.....	.307
1924 Miller.....	.342
1925 Simmons.....	.384
1926 Simmons.....	.343
1927 Simmons.....	.392
1928 Simmons.....	.351
1929 Simmons.....	.365
1930 Simmons.....	.381
1931 Simmons.....	.390
1932 Foxx.....	.364
1933 Foxx.....	.356
1934 Foxx.....	.334
1935 Foxx.....	.346
1936 Moses.....	.345
1937 Moses.....	.320
1938 Johnson.....	.313
1939 Johnson.....	.338
1940 Moses.....	.309
1941 Siebert.....	.334
1942 Johnson.....	.291
1943 Estalella.....	.259
1944 Siebert.....	.306
1945 Estalella.....	.299
1946 Rosar.....	.283
1947 McCosky.....	.328
1948 McCosky.....	.326
1949 Valo.....	.283
1950 Lehner.....	.309
1951 Fain.....	.344
1952 Fain.....	.327
1953 Philley.....	.303
1954 Finigan.....	.302
1955 Power.....	.319
1956 Power.....	.309
1957 Lopez.....	.294
1958 Cerv.....	.305
1959 Tuttle.....	.300
1960 Siebern.....	.279
1961 Siebern.....	.296
1962 Siebern.....	.308
1963 Causey.....	.280

1964 Causey.....	.281
1965 Campaneris.....	.270
1966 Cater.....	.292
1967 Cater.....	.270
1968 Cater.....	.290
1969 Bando.....	.281
1970 Campaneris.....	.279
1971 Jackson.....	.277
1972 Rudi.....	.305
1973 Jackson.....	.293
1974 Rudi.....	.293
1975 Washington.....	.308
1976 North.....	.276
1977 Page.....	.307
1978 Page.....	.285
1979 Revering.....	.288
1980 Henderson.....	.303
1981 Henderson.....	.319
1982 Henderson.....	.267
1983 Henderson.....	.292
1984 Lansford.....	.300
1985 Davis.....	.287
1986 Griffin.....	.285
1987 McGwire.....	.289
1988 Canseco.....	.307
1989 Lansford.....	.336
1990 R. Henderson.....	.325
1991 Baines.....	.295
1992 Bordick.....	.300
1993 Gates.....	.290
1994 Berroa.....	.306
1995 Henderson.....	.300
1996 McGwire.....	.312
1997 Giambi.....	.293
1998 Giambi.....	.295
1999 Giambi.....	.315
2000 Giambi.....	.333
2001 Giambi.....	.342
2002 Tejada.....	.308
2003 Chavez.....	.282
2004 Durazo.....	.321
2005 Ellis.....	.316
2006 Payton.....	.296
2007 Stewart.....	.290
2008 Suzuki.....	.279
2009 Sweeney.....	.293
2010 Ellis.....	.291
2011 Pennington.....	.264
2012 Céspedes.....	.292
2013 Donaldson.....	.301
2014 Donaldson.....	.255
2015 Burns.....	.294
2016 Valencia.....	.287
2017 Lowrie.....	.277
2018 Chapman.....	.278
2019 Semien.....	.285

## Games

1901 Fultz.....	132
1902 four players tied	137
1903 four players tied	137
1904 Cross.....	155
1905 Murphy.....	150
1906 Davis.....	145

1907 Davis.....	149
1908 Nicholls.....	150
1909 Collins.....	153
1910 Collins.....	153
1911 Baker.....	148
1912 Collins.....	153
McInnis.....	153
1913 Baker.....	149
1914 Collins.....	152
1915 Strunk.....	132
1916 Strunk.....	150
1917 McInnis.....	150
1918 Burns.....	130
1919 Burns.....	126
1920 Walker.....	149
1921 Dykes.....	155
1922 Galloway.....	155
1923 Hauser.....	146
1924 Simmons.....	152
1925 Simmons.....	153
1926 Simmons.....	147
1927 Cobb.....	134
1928 Miller.....	139
1929 Foxx.....	149
1930 Miller.....	154
1931 Foxx.....	139
1932 Foxx.....	154
Simmons.....	154
1933 Cramer.....	152
Higgins.....	152
1934 Cramer.....	153
1935 Cramer.....	149
1936 Johnson.....	153
1937 Moses.....	154
1938 Johnson.....	152
1939 Johnson.....	150
1940 Siebert.....	154
1941 Johnson.....	149
1942 Siebert.....	153
1943 Hall.....	151
1944 Hayes.....	155
1945 Hall.....	151
1946 Chapman.....	146
1947 Joost.....	151
1948 Majeski.....	148
Suder.....	148
1949 Chapman.....	154
1950 Fain.....	151
1951 Joost.....	140
1952 Philley.....	151
1953 Philley.....	157
1954 DeMaestri.....	146
1955 Finigan.....	150
1956 Lopez.....	151
1957 DeMaestri.....	135
1958 Lopez.....	151
1959 Williams.....	130
1960 Tuttle.....	151
1961 Howser.....	158
1962 Siebern.....	162
1963 Charles.....	158
1964 Colavito.....	160
1965 Harrelson.....	150
Hershberger.....	150

1966 Hershberger.....	146
1967 Campaneris.....	147
1968 Bando.....	162
1969 Bando.....	162
1970 Bando.....	155
1971 Bando.....	153
1972 Bando.....	152
1973 Bando.....	162
1974 Rudi.....	158
Tenace.....	158
1975 Bando.....	160
Garner.....	160
1976 Garner.....	159
1977 Sanguillen.....	152
1978 Ravinguiri.....	152
1979 Newman.....	143
1980 Murphy.....	159
1981 Armas.....	109
1982 Murphy.....	151
1983 Phillips.....	148
1984 Phillips.....	154
1985 Griffin.....	162
1986 Griffin.....	162
1987 Canseco.....	159
1988 Canseco.....	158
1989 D. Henderson.....	152
1990 McGwire.....	156
1991 Gallego.....	159
1992 Bordick.....	154
1993 Bordick.....	159
1994 Bordick.....	114
1995 Berroa.....	141
1996 Bordick.....	155
1997 Spiezio.....	147
1998 Grieve.....	155
1999 Tejada.....	159
2000 Tejada.....	160
2001 Long.....	162
Tejada.....	162
2002 Long.....	162
Tejada.....	162
2003 Tejada.....	162
2004 Hatteberg.....	152
2005 Chavez.....	160
2006 Swisher.....	157
2007 Ellis.....	150
Swisher.....	150
2008 Cust.....	148
Suzuki.....	148
2009 Cust.....	149
2010 Barton.....	159
2011 Pennington.....	148
2012 Reddick.....	156
2013 Donaldson.....	158
2014 Donaldson.....	158
2015 Semien.....	155
2016 Semien.....	159
2017 K. Davis.....	153
Lowrie.....	153
2018 Olson.....	162
2019 Semien.....	162

**At Bats**

1901	Fultz	561
1902	Cross	558
1903	Cross	554
1904	Cross	607
1905	Davis	602
1906	Davis	551
1907	Davis	582
1908	Nicholls	550
1909	Collins	572
1910	Collins	583
1911	Baker	592
1912	Baker	577
1913	Baker	565
1914	McInnis	576
1915	Lajoie	490
1916	Witt	563
1917	McInnis	567
1918	Burns	505
1919	Burns	470
1920	Walker	585
1921	Johnson	613
1922	Galloway	571
1923	Hauser	537
1924	Simmons	594
1925	Simmons	658
1926	Simmons	581
1927	Hale	501
1928	Miller	510
1929	Simmons	581
1930	Miller	585
1931	Miller	534
1932	Simmons	670
1933	Cramer	661
1934	Cramer	649
1935	Cramer	644
1936	Finney	653
1937	Moses	649
1938	Moses	589
1939	Johnson	544
1940	Siebert	595
1941	Chapman	552
1942	Johnson	552
1942	Siebert	612
1943	Siebert	558
1944	Hayes	581
1945	Hall	616
1946	Chapman	545
1947	Chapman	551
1948	Majeski	590
1949	Chapman	589
1950	Chapman	553
1951	Joost	553
1952	Philly	586
1953	Philly	620
1954	DeMaestri	539
1955	Power	596
1956	Lopez	561
1957	Power	467
1958	Lopez	564
1959	Williams	488
1960	Lumpe	574
1961	Howser	611
1962	Lumpe	641
1963	Charles	603
1964	Causey	604
1965	Campaneris	578

1966	Campaneris	573
1967	Campaneris	601
1968	Campaneris	642
1969	Bando	609
1970	Campaneris	603
1971	Campaneris	569
1972	Campaneris	625
1973	Campaneris	601
1974	Rudi	593
1975	Jackson	593
1976	Baylor	595
1977	Sanguillen	571
1978	Revering	521
1979	Newman	516
1980	Armas	628
1981	Armas	440
1982	Murphy	543
1983	Henderson	513
1984	Lansford	597
1985	Griffin	614
1986	Canseco	600
1987	Canseco	630
1988	Canseco	610
1989	D. Henderson	579
1990	McGwire	523
1991	Canseco	572
	D. Henderson	572
1992	Bordick	504
1993	Sierra	630
1994	Sierra	426
1995	Berroa	546
1996	Berroa	586
1997	Spiezio	538
1998	Grieve	583
1999	Tejada	593
2000	Tejada	607
2001	Damon	644
2002	Tejada	662
2003	Tejada	636
2004	Kotsay	606
2005	Chavez	625
2006	Payton	557
2007	Ellis	583
2008	Crosby	556
2009	Suzuki	570
2010	Barton	556
2011	Crisp	531
2012	Reddick	611
2013	Lowrie	603
2014	Donaldson	608
2015	Lawrie	562
2016	Semien	568
2017	Healy	576
2018	Semien	632
2019	Semien	657

**Runs**

1901	Lajoie	145
1902	Fultz	109
	Hartsel	109
1903	Pickering	93
1904	Murphy	80
	Cross	80
1905	Davis	92
1906	Hartsel	96
1907	Hartsel	93
1908	Davis	65

1909	Collins	104
1910	Baker	83
1911	Murphy	104
1912	Collins	137
1913	Collins	125
1914	Collins	122
1915	Strunk	76
1916	Strunk	71
1917	Strunk	83
1918	Burns	63
1919	Burns	61
1920	Dykes	81
1921	Johnson	93
1922	Walker	111
1923	Hauser	93
1924	Hauser	97
1925	Simmons	122
1926	Simmons	90
1927	Cobb	104
1928	Bishop	104
1929	Foxx	123
1930	Simmons	152
1931	Bishop	115
1932	Foxx	151
1933	Foxx	125
1934	Foxx	120
1935	Foxx	118
1936	Finney	100
1937	Moses	113
1938	Johnson	114
1939	Johnson	115
1940	Johnson	93
1941	Johnson	98
1942	Johnson	78
1943	White	69
1944	Hayes	62
1945	Siebert	62
	Hall	62
1946	Chapman	77
1947	Chapman	84
1948	Joost	99
1949	Joost	128
1950	Chapman	93
1951	Joost	107
1952	Joost	94
1953	Zernial	85
1954	Jacobs	63
1955	Power	91
1956	Lopez	91
1957	Zernial	56
1958	Cerv	93
1959	Tuttle	74
1960	Tuttle	75
1961	Howser	108
1962	Siebern	114
1963	Charles	82
1964	Colavito	89
1965	Campaneris	67
1966	Campaneris	82
1967	Campaneris	85
1968	Campaneris	86
1969	Jackson	123
1970	Campaneris	97
1971	Jackson	87
1972	Rudi	94
1973	Jackson	99
1974	Jackson	90

1975	Jackson	91
1976	North	91
1977	Page	85
1978	Page	62
1979	Revering	63
1980	Henderson	111
1981	Henderson	89
1982	Henderson	119
1983	Henderson	105
1984	Henderson	113
1985	Davis	92
1986	Canseco	85
1987	McGwire	97
1988	Canseco	120
1989	Lansford	81
1990	R. Henderson	119
1991	Canseco	115
1992	McGwire	87
1993	R. Henderson	77
	Sierra	77
1994	Javier	75
1995	Berroa	87
1996	McGwire	104
1997	Giambi	66
1998	Henderson	101
1999	Giambi	115
2000	Giambi	108
2001	Giambi	109
2002	Tejada	108
2003	Tejada	98
2004	Byrnes	91
2005	Chavez	92
2006	Swisher	106
2007	Ellis	84
	Swisher	84
2008	Cust	77
2009	Cust	88
2010	Barton	79
2011	Crisp	69
	Willingham	69
2012	Reddick	85
2013	Crisp	93
2014	Donaldson	93
2015	Burns	70
2016	Davis	85
2017	K. Davis	91
2018	Chapman	100
2019	Semien	123

**Hits**

1901	Lajoie	229
1902	Cross	189
1903	Cross	162
1904	Cross	177
1905	Davis	171
1906	Davis	161
1907	Davis	155
1908	Murphy	139
1909	Collins	198
1910	Collins	188
1911	Baker	198
1912	Baker	200
1913	Baker	190
1914	Baker	182
1915	Strunk	144
1916	Strunk	172
1917	McInnis	172



1922 Miller.....12	1977 Page.....8	<b>1913 Baker.....12</b>	1979 Newman.....22
1923 Hauser.....10	1978 Page.....7	<b>1914 Baker.....9</b>	1980 Armas.....35
1924 Simmons.....9	1979 Murphy.....4	1915 Oldring.....6	<b>1981 Armas.....22</b>
1925 Simmons.....12	1980 Armas.....8	1916 Schang.....7	1982 Armas.....28
1926 Simmons.....10	1981 Henderson.....7	1917 Bodie.....7	1983 Murphy.....17
1927 Simmons.....11	1982 Henderson.....4	<b>1918 Walker.....11</b>	Lopes.....17
1928 Cochrane.....12	Heath.....4	1919 Walker.....10	1984 Kingman.....35
1929 Miller.....16	1983 Henderson.....7	1920 Walker.....17	1985 Kingman.....30
1930 Simmons.....16	1984 Lansford.....5	1921 Walker.....33	1986 Kingman.....35
1931 Simmons.....13	Heath.....5	1922 Walker.....27	<b>1987 McGwire.....49</b>
1932 Simmons.....9	1985 Griffin.....7	1923 Hauser.....16	<b>1988 Canseco.....42</b>
Foxx.....9	1986 Griffin.....6	1924 Hauser.....27	1989 McGwire.....33
1933 Higgins.....11	1987 Polonia.....10	1925 Simmons.....24	1990 McGwire.....39
1934 Cramer.....9	1988 Phillips.....4	1926 Simmons.....19	<b>1991 Canseco.....44</b>
1935 Foxx.....7	Polonia.....4	1927 Simmons.....15	1992 McGwire.....42
Warstler.....7	1989 Phillips.....6	1928 Hauser.....16	1993 Sierra.....22
1936 Johnson.....14	1990 R. Henderson.....3	1929 Simmons.....34	1994 Sierra.....23
1937 Moses.....13	Randolph.....3	1930 Foxx.....37	1995 McGwire.....39
1938 Finney.....12	1991 three players tied...4	1931 Foxx.....30	<b>1996 McGwire.....52</b>
1939 Johnson.....9	1992 Wilson.....5	<b>1932 Foxx.....58</b>	1997 McGwire.....34
1940 Moses.....9	1993 Sierra.....5	<b>1933 Foxx.....48</b>	1998 Giambi.....27
1941 Chapman.....9	1994 Bordick.....4	1934 Foxx.....44	1999 Stairs.....38
Brancato.....9	1995 Gates.....4	<b>1935 Foxx.....36</b>	2000 Giambi.....43
Suder.....9	1996 Bordick.....4	1936 Johnson.....25	2001 Giambi.....38
1942 Valo.....10	Young.....4	1937 Moses.....25	2002 Chavez.....34
1943 Siebert.....7	1997 McDonald.....4	Johnson.....25	Tejada.....34
1944 Estalella.....9	Spiezio.....4	1938 Johnson.....30	2003 Chavez.....29
1945 Peck.....9	1998 three players tied...2	1939 Johnson.....23	2004 Chavez.....29
1946 Valo.....6	1999 Phillips.....4	1940 Johnson.....31	2005 Chavez.....27
McQuinn.....6	Tejada.....4	1941 Chapman.....25	2006 Thomas.....39
1947 McCosky.....7	2000 Piatt.....5	1942 Johnson.....13	2007 Cust.....26
1948 Fain.....6	2001 Damon.....4	1943 Estalella.....11	2008 Cust.....33
Chapman.....6	Long.....4	1944 Hayes.....13	2009 Cust.....25
Coleman.....6	2002 four players tied...4	1945 Estalella.....8	2010 Kouzmanoff.....16
1949 Valo.....12	2003 Byrnes.....9	1946 Chapman.....20	2011 Willingham.....29
1950 Dillinger.....9	2004 Dye.....4	1947 Chapman.....14	2012 Reddick.....32
1951 Valo.....8	2005 Ellis.....5	1948 Joost.....16	2013 Moss.....30
1952 Michaels.....5	2006 Scutaro.....6	1949 Chapman.....24	2014 Donaldson.....29
1953 Philley.....9	2007 Buck.....5	1950 Chapman.....23	2015 Reddick.....20
1954 Finigan.....6	2008 Barton.....5	<b>1951 Zernial.....33</b>	2016 Davis.....42
Valo.....6	2009 Davis.....5	1952 Zernial.....29	2017 Davis.....43
1955 Power.....10	2010 Pennington.....8	1953 Zernial.....42	<b>2018 Davis.....48</b>
<b>1956 Simpson.....11</b>	2011 Weeks.....8	1954 Wilson.....15	2019 Chapman.....36
1957 Simpson.....6	2012 Weeks.....8	1955 Zernial.....30	Olson.....36
DeMaestri.....6	2013 Céspedes.....4	1956 Simpson.....21	
1958 Tuttle.....9	2014 Reddick.....7	1957 Zernial.....27	
1959 Maris.....7	2015 Burns.....9	1958 Cerv.....38	
1960 Siebern.....6	2016 Burns.....5	1959 Cerv.....20	
1961 Lumpe.....9	Crisp.....4	1960 Siebern.....19	
<b>1962 Cimoli.....15</b>	2017 Lowrie.....3	1961 Siebern.....18	
1963 Cimoli.....11	2018 Chapman.....7	1962 Siebern.....25	
1964 Green.....5	2019 Semien.....6	1963 Siebern.....16	
Mathews.....5		1964 Colavito.....34	
<b>1965 Campaneris.....12</b>	<b>Home Runs</b>	1965 Harrelson.....23	
1966 Campaneris.....10	<b>1901 Lajoie.....14</b>	1966 Repoz.....11	
1967 Campaneris.....6	<b>1902 Seybold.....16</b>	1967 Monday.....14	
Monday.....6	1903 Seybold.....8	1968 Jackson.....29	
1968 Campaneris.....9	<b>1904 Davis.....10</b>	1969 Jackson.....47	
1969 Green.....6	<b>1905 Davis.....8</b>	1970 Mincher.....27	
1970 Monday.....7	<b>1906 Davis.....12</b>	1971 Mincher.....32	
1971 Monday.....4	<b>1907 Davis.....8</b>	1972 Epstein.....26	
Rudi.....4	1908 Davis.....5	<b>1973 Jackson.....32</b>	
<b>1972 Rudi.....9</b>	1909 Murphy.....5	1974 Jackson.....29	
1973 Campaneris.....6	1910 Murphy.....4	<b>1975 Jackson.....36</b>	
1974 Campaneris.....8	Oldring.....4	1976 Bando.....27	
1975 Washington.....7	<b>1911 Baker.....11</b>	1977 Gross.....22	
<b>1976 Garner.....12</b>	<b>1912 Baker.....10</b>	1978 Page.....17	

### Runs Batted In

<b>1901 Lajoie.....125</b>
1902 Cross.....108
1903 Cross.....90
1904 Murphy.....77
<b>1905 Davis.....83</b>
<b>1906 Davis.....96</b>
1907 Davis.....87
1908 Murphy.....66
1909 Baker.....85
1910 Collins.....81
1911 Baker.....115
<b>1912 Baker.....130</b>
<b>1913 Baker.....117</b>
1914 McInnis.....95
1915 Lajoie.....61
1916 McInnis.....60
1917 Bodie.....74
1918 Burns.....70
1919 Walker.....64
1920 Walker.....82
1921 Walker.....101

## Athletics Year-By-Year Batting Leaders, continued

1922 Walker.....99	1987 McGwire.....118	1929 Simmons.....642	1994 Berroa.....485
1923 Hauser.....94	<b>1988 Canseco.....124</b>	1930 Simmons.....708	1995 McGwire.....685
1924 Hauser.....115	1989 Parker.....97	1931 Simmons.....641	<b>1996 McGwire.....730</b>
1925 Simmons.....129	1990 McGwire.....108	<b>1932 Foxx.....749</b>	1997 Giambi.....495
1926 Simmons.....109	1991 Canseco.....122	<b>1933 Foxx.....703</b>	1998 Stairs.....511
1927 Simmons.....108	1992 McGwire.....104	1934 Foxx.....653	1999 Jaha.....556
1928 Simmons.....107	1993 Sierra.....101	<b>1935 Foxx.....636</b>	2000 Giambi.....647
<b>1929 Simmons.....157</b>	1994 Sierra.....92	1936 Johnson.....525	<b>2001 Giambi.....660</b>
1930 Simmons.....165	1995 McGwire.....90	1937 Johnson.....556	2002 Chavez.....513
1931 Simmons.....128	1996 McGwire.....113	1938 Johnson.....552	2003 Chavez.....514
<b>1932 Foxx.....169</b>	1997 McGwire.....81	1939 Johnson.....553	2004 Durazo.....523
<b>1933 Foxx.....163</b>	Giambi.....81	1940 Johnson.....514	2005 Chavez.....466
1934 Foxx.....130	1998 Giambi.....110	1941 Chapman.....543	2006 Thomas.....545
1935 Foxx.....115	1999 Giambi.....123	1942 Johnson.....451	2007 Cust.....504
1936 Johnson.....121	2000 Giambi.....137	1943 Siebert.....328	2008 Cust.....476
1937 Johnson.....108	2001 Giambi.....120	1944 Siebert.....423	2009 Suzuki.....421
1938 Johnson.....113	2002 Tejada.....131	1945 Estalella.....435	2010 Barton.....405
1939 Johnson.....114	2003 Tejada.....106	1946 Chapman.....429	2011 Willingham.....477
1940 Johnson.....103	2004 Durazo.....88	1947 Fain.....423	2012 Céspedes.....505
1941 Johnson.....107	2005 Chavez.....101	1948 Majeski.....454	2013 Moss.....522
1942 Johnson.....80	2006 Thomas.....114	1949 Chapman.....455	2014 Donaldson.....456
1943 Estalella.....63	2007 Cust.....82	1950 Lehner.....436	2015 Reddick.....449
1944 Hayes.....78	2008 Cust.....77	1951 Zernial.....525	2016 Davis.....524
1945 Kell.....56	2009 Suzuki.....88	1952 Zernial.....452	2017 Davis.....528
1946 Chapman.....67	2010 Suzuki.....71	1953 Zernial.....559	2018 Davis.....549
1947 Chapman.....83	Kouzmanoff.....71	1954 Finigan.....421	2019 Olson.....545
1948 Majeski.....120	2011 Willingham.....98	1955 Zernial.....508	
1949 Chapman.....108	2012 Reddick.....85	1956 Simpson.....490	<b>Walks</b>
1950 Chapman.....95	2013 Donaldson.....93	1957 Zernial.....471	1901 Seybold.....40
<b>1951 Zernial.....125</b>	2014 Donaldson.....98	1958 Cerv.....592	<b>1902 Hartsel.....87</b>
1952 Zernial.....100	2015 Reddick.....77	1959 Cerv.....479	1903 Pickering.....53
1953 Zernial.....108	2016 Davis.....102	1960 Siebern.....471	1904 Hartsel.....75
1954 Zernial.....62	2017 Davis.....110	1961 Siebern.....475	<b>1905 Hartsel.....121</b>
1955 Zernial.....84	2018 Davis.....123	1962 Siebern.....495	<b>1906 Hartsel.....88</b>
1956 Simpson.....105	2019 Semien.....92	1963 Siebern.....410	<b>1907 Hartsel.....106</b>
1957 Zernial.....69		1964 Colavito.....507	<b>1908 Hartsel.....93</b>
1958 Cerv.....104	<b>Slugging Percentage</b>	1965 Harrelson.....429	1909 Collins.....62
1959 Cerv.....87	<b>1901 Lajoie.....635</b>	1966 Campaneris.....369	1910 Hartsel.....58
1960 Siebern.....69	1902 Seybold.....503	1967 Monday.....419	1911 Collins.....62
1961 Siebern.....98	1903 Seybold.....462	1968 Jackson.....452	1912 Collins.....101
1962 Siebern.....117	1904 Davis.....511	<b>1969 Jackson.....608</b>	1913 Collins.....85
1963 Siebern.....83	1905 Davis.....422	1970 Mincher.....460	1914 Collins.....97
1964 Colavito.....102	1906 Davis.....459	1971 Jackson.....508	1915 Schang.....66
1965 Harrelson.....106	1907 Davis.....399	1972 Epstein.....490	1916 Strunk.....66
1966 Green.....62	1908 Collins.....379	<b>1973 Jackson.....531</b>	1917 Strunk.....68
1967 Monday.....58	1909 Collins.....449	1974 Jackson.....514	1918 Jamieson.....54
1968 Jackson.....74	1910 Murphy.....436	1975 Jackson.....511	1919 Witt.....46
1969 Jackson.....118	1911 Baker.....502	1976 Tenace.....458	1920 Dykes.....52
1970 Bando.....75	1912 Baker.....541	1977 Page.....521	1921 Witt.....77
1971 Bando.....94	1913 Baker.....492	1978 Page.....459	1922 Walker.....61
1972 Bando.....77	1914 Collins.....452	1979 Revering.....483	1923 Hauser.....94
<b>1973 Jackson.....117</b>	1915 Strunk.....427	1980 Armas.....500	1924 Hauser.....56
1974 Bando.....103	1916 Strunk.....421	1981 Armas.....480	1925 Bishop.....87
1975 Jackson.....104	1917 Bodie.....418	1982 Armas.....433	1926 Bishop.....116
1976 Rudi.....94	1918 Burns.....467	1983 Lopes.....423	1927 Bishop.....105
1977 Page.....75	1919 Walker.....450	1984 Kingman.....505	1928 Bishop.....97
1978 Page.....70	1920 Dugan.....442	1985 Davis.....484	<b>1929 Bishop.....128</b>
1979 Revering.....77	1921 Walker.....504	1986 Canseco.....457	1930 Bishop.....128
1980 Armas.....109	1922 Miller.....553	<b>1987 McGwire.....618</b>	1931 Bishop.....112
1981 Armas.....76	1923 Hauser.....473	<b>1988 Canseco.....569</b>	1932 Foxx.....116
1982 Murphy.....94	1924 Hauser.....516	1989 McGwire.....467	1933 Bishop.....106
1983 Murphy.....75	1925 Simmons.....596	1990 R. Henderson.....577	Cochrane.....106
1984 Kingman.....118	1926 Simmons.....566	1991 Canseco.....556	<b>1934 Foxx.....111</b>
1985 Kingman.....91	1927 Simmons.....645	<b>1992 McGwire.....585</b>	1935 Foxx.....114
1986 Canseco.....117	1928 Simmons.....558	1993 R. Henderson.....553	1936 Johnson.....88



1937 Johnson.....98	2003 Durazo.....100	1957 Zernial.....84	<b>Stolen Bases</b>
1938 Werber.....93	<b>2004 Chavez.....95</b>	1958 DeMaestri.....84	1901 Fultz.....36
1939 Johnson.....99	2005 Chavez.....98	1959 Cerv.....87	<b>1902 Hartsel.....47</b>
1940 Johnson.....83	2006 Swisher.....57	1960 Williams.....68	1903 Pickering.....40
1941 Johnson.....95	2007 Cust.....105	Siebern.....68	1904 Murphy.....22
McCoy.....95	2008 Cust.....111	1961 Siebern.....91	<b>1905 Hoffman.....46</b>
1942 Johnson.....82	2009 Cust.....93	1962 Cimoli.....89	1906 Hartsel.....31
1943 White.....61	<b>2010 Barton.....110</b>	1963 Siebern.....82	1907 Oldring.....29
1944 Siebert.....62	2011 Matsui.....56	<b>1964 Mathews.....143</b>	1908 Davis.....20
1945 Estalella.....74	Willingham.....56	1965 Harrelson.....112	1909 Collins.....67
1946 McQuinn.....64	2012 Reddick.....55	1966 Green.....101	<b>1910 Collins.....81</b>
1947 Joost.....114	2013 Donaldson.....76	1967 Monday.....107	1911 Collins.....38
1948 Joost.....119	2014 Donaldson.....76	<b>1968 Jackson.....171</b>	Baker.....38
1949 Joost.....149	2015 Vogt.....56	<b>1969 Jackson.....142</b>	1912 Collins.....63
1950 Fain.....133	2016 Semien.....51	<b>1970 Jackson.....135</b>	1913 Collins.....54
1951 Joost.....106	2017 K. Davis.....73	<b>1971 Jackson.....161</b>	1914 Collins.....58
1952 Joost.....122	Lowrie.....73	1972 Jackson.....125	1915 Walsh.....22
1953 Robinson.....63	2018 Lowrie.....78	1973 Jackson.....116	1916 Walsh.....27
1954 Finigan.....64	2019 Semien.....87	1974 Jackson.....105	1917 McInnis.....18
1955 Finigan.....61		Tenace.....105	1918 Kopp.....22
1956 Lopez.....63	<b>Strikeouts</b>	1975 Jackson.....133	1919 Kopp.....16
1957 Lopez.....41	1913 Murphy.....44	1976 North.....95	1920 Walker.....9
1958 Tuttle.....74	Schang.....44	1977 Gross.....84	1921 Witt.....16
1959 Maris.....58	1914 Murphy.....46	1978 Page.....95	1922 Miller.....10
1960 Siebern.....72	1915 Walsh.....64	1979 Page.....93	Galloway.....10
1961 Howser.....92	1916 Witt.....71	<b>1980 Armas.....123</b>	1923 Mathews.....16
1962 Siebern.....110	1917 Grover.....53	<b>1981 Armas.....115</b>	1924 Simmons.....16
1963 Siebern.....79	1918 Dugan.....55	1982 Armas.....128	1925 Galloway.....16
1964 Causey.....88	Kopp.....55	1983 Murphy.....105	1926 Simmons.....10
1965 Harrelson.....66	1919 Thomas.....52	1984 Kingman.....119	1927 Cobb.....22
1966 Hersberger.....47	1920 Dykes.....73	1985 Murphy.....123	1928 Miller.....10
1967 Gosger.....53	1921 Dykes.....75	1986 Canseco.....175	1929 Miller.....24
1968 Monday.....72	<b>1922 Dykes.....98</b>	1987 Canseco.....157	1930 Miller.....13
1969 Jackson.....114	1923 Hauser.....52	1988 Canseco.....128	1931 Miller.....5
1970 Bando.....118	1924 Simmons.....60	1989 D. Henderson.....131	1932 McNair.....8
1971 Bando.....86	1925 Dykes.....49	1990 Canseco.....158	Dykes.....8
1972 Epstein.....68	1926 Simmons.....49	1991 Canseco.....152	1933 Johnson.....8
1973 Tenace.....101	1927 Hale.....32	1992 McGwire.....105	Cochrane.....8
<b>1974 Tenace.....110</b>	1928 Hauser.....45	1993 D. Henderson.....113	1934 Johnson.....12
1975 Tenace.....106	<b>1929 Foxx.....70</b>	1994 Javier.....76	1935 Warstler.....8
1976 Tenace.....81	<b>1930 Foxx.....66</b>	1995 Berroa.....98	1936 Newsome.....13
1977 Gross.....86	<b>1931 Foxx.....84</b>	1996 Berroa.....122	<b>1937 Werber.....35</b>
1978 Page.....53	1932 Foxx.....96	1997 Canseco.....122	1938 Werber.....19
1979 Murphy.....83	<b>1933 Foxx.....93</b>	1998 Grieve.....123	1939 Johnson.....15
1980 Henderson.....117	1934 Foxx.....75	1999 Jaha.....129	1940 Hayes.....9
1981 Murphy.....73	<b>1935 Foxx.....99</b>	2000 Grieve.....130	1941 Chapman.....6
<b>1982 Henderson.....116</b>	1936 Johnson.....71	2001 Long.....103	Johnson.....6
<b>1983 Henderson.....103</b>	1937 Peters.....59	2002 Chavez.....119	1942 Valo.....13
1984 Henderson.....88	1938 Chapman.....94	2003 Durazo.....105	1943 Welaj.....12
1985 Murphy.....84	1939 Nagel.....86	2004 Crosby.....141	White.....12
1986 Phillips.....76	<b>1940 Chapman.....96</b>	2005 Chavez.....129	1944 Garrison.....10
1987 McGwire.....71	1941 Johnson.....75	2006 Swisher.....152	1945 Peck.....5
1988 Canseco.....78	1942 Johnson.....61	<b>2007 Cust.....164</b>	1946 Valo.....9
1989 McGwire.....83	1943 White.....51	<b>2008 Cust.....197</b>	1947 Valo.....11
<b>1990 McGwire.....110</b>	1944 Estalella.....60	<b>2009 Cust.....185</b>	1948 Fain.....10
1991 R. Henderson.....98	1945 Estalella.....46	2010 Cust.....127	Valo.....10
1992 R. Henderson.....95	1946 Chapman.....66	2011 Willingham.....150	1949 Valo.....14
1993 R. Henderson.....85	<b>1947 Joost.....110</b>	2012 Reddick.....151	1950 Valo.....12
1994 Henderson.....72	1948 Joost.....87	2013 Moss.....140	1951 Valo.....11
1995 McGwire.....88	1949 Joost.....80	2014 Moss.....153	1952 Valo.....12
1996 McGwire.....116	1950 Chapman.....79	2015 Lawrie.....144	1953 Philley.....13
1997 McGwire.....58	<b>1951 Zernial.....99</b>	2016 Davis.....166	1954 Jacobs.....17
<b>1998 Henderson.....118</b>	1952 Joost.....94	2017 Davis.....195	1955 Valo.....5
1999 Giambi.....105	1953 Zernial.....79	2018 Davis.....175	1956 Pilarcik.....9
<b>2000 Giambi.....137</b>	1954 Finigan.....66	2019 Chapman.....147	1957 Martin.....7
<b>2001 Giambi.....129</b>	1955 Zernial.....90		1958 Tuttle.....7
2002 Justice.....70	1956 Simpson.....82		1959 Tuttle.....10

## Athletics Year-By-Year Batting Leaders, continued

1960 Snyder ..... 7	1977 Page ..... 42	1994 Javier ..... 24	2009 Davis ..... 41
1961 Howser ..... 37	1978 Dilone ..... 50	1995 Javier ..... 36	2010 Davis ..... 50
1962 Charles ..... 20	1979 Henderson ..... 33	1996 Battle ..... 10	<b>2011 Crisp ..... 49</b>
1963 Tartabull ..... 16	<b>1980 Henderson ..... 100</b>	1997 McDonald ..... 13	2012 Crisp ..... 39
1964 Charles ..... 12	<b>1981 Henderson ..... 56</b>	<b>1998 Henderson ..... 66</b>	2013 Crisp ..... 21
<b>1965 Campaneris ..... 51</b>	<b>1982 Henderson ..... 130</b>	1999 Phillips ..... 11	2014 Gentry ..... 20
<b>1966 Campaneris ..... 52</b>	<b>1983 Henderson ..... 108</b>	Velarde ..... 11	2015 Burns ..... 26
<b>1967 Campaneris ..... 55</b>	<b>1984 Henderson ..... 66</b>	2000 Velarde ..... 9	2016 Burns ..... 14
<b>1968 Campaneris ..... 62</b>	1985 Collins ..... 29	2001 Damon ..... 27	2017 R. Davis ..... 26
1969 Campaneris ..... 62	1986 Griffin ..... 33	2002 Chavez ..... 8	2018 Semien ..... 14
<b>1970 Campaneris ..... 42</b>	1987 Polonia ..... 29	2003 Byrnes ..... 10	2019 Laureano ..... 13
1971 Campaneris ..... 34	1988 Canseco ..... 40	Tejada ..... 10	
<b>1972 Campaneris ..... 52</b>	1989 R. Henderson ..... 52	2004 Byrnes ..... 17	<b>Bold denotes tied or led league</b>
1973 North ..... 53	<b>1990 R. Henderson ..... 65</b>	2005 Kendall ..... 8	
<b>1974 North ..... 54</b>	<b>1991 R. Henderson ..... 58</b>	2006 Kendall ..... 11	
1975 Washington ..... 40	1992 R. Henderson ..... 48	2007 Stewart ..... 11	
<b>1976 North ..... 75</b>	1993 R. Henderson ..... 31	2008 Davis ..... 25	

## ATHLETICS YEAR-BY-YEAR PITCHING LEADERS

<b>Wins</b>	1941 Knott ..... 13	1978 Johnson ..... 11	2017 Manaea ..... 12
1901 Fraser ..... 20	1942 Marchildon ..... 17	1979 Langford ..... 12	2018 Manaea ..... 12
1902 Waddell ..... 24	1943 Flores ..... 12	1980 Norris ..... 22	2019 Fiers ..... 15
1903 Plank ..... 23	1944 Christopher ..... 14	1981 McCatty ..... 14	
1904 Plank ..... 26	1945 Christopher ..... 13	1982 Langford ..... 11	<b>Losses</b>
<b>1905 Waddell ..... 26</b>	1946 Marchildon ..... 13	Keough ..... 11	1901 Fraser ..... 15
1906 Plank ..... 19	1947 Marchildon ..... 19	1983 Codiroli ..... 12	1902 Plank ..... 15
1907 Plank ..... 24	1948 Fowler ..... 15	1984 Burris ..... 13	1903 Plank ..... 16
1908 Vickers ..... 18	1949 Kellner ..... 20	1985 Codiroli ..... 14	Waddell ..... 16
1909 Plank ..... 19	1950 Hooper ..... 15	1986 Young ..... 13	1904 Plank ..... 17
<b>1910 Coombs ..... 31</b>	1951 Shantz ..... 18	<b>1987 Stewart ..... 20</b>	Waddell ..... 17
<b>1911 Coombs ..... 28</b>	<b>1952 Shantz ..... 24</b>	1988 Stewart ..... 21	Henley ..... 17
1912 Plank ..... 26	1953 Kellner ..... 11	1989 Stewart ..... 21	1905 Plank ..... 12
1913 Bender ..... 21	Byrd ..... 11	<b>1990 Welch ..... 27</b>	Henley ..... 12
1914 Bender ..... 17	1954 Portocarrero ..... 9	1991 Moore ..... 17	1906 Waddell ..... 16
Bush ..... 17	1955 Ditmar ..... 12	1992 Moore ..... 17	1907 Plank ..... 16
1915 Wyckoff ..... 10	1956 Ditmar ..... 12	1993 Witt ..... 14	1908 Vickers ..... 19
1916 Bush ..... 15	1957 Trucks ..... 9	1994 Darling ..... 10	1909 Morgan ..... 11
1917 Bush ..... 11	Morgan ..... 9	1995 Stottlemire ..... 14	Coombs ..... 11
1918 Perry ..... 21	1958 Garver ..... 12	1996 Wasdin ..... 8	1910 Morgan ..... 12
1919 Johnson ..... 9	1959 Daley ..... 16	1997 Small ..... 9	1911 Coombs ..... 12
Kinney ..... 9	1960 Daley ..... 16	1998 Rogers ..... 16	1912 Brown ..... 11
1920 Perry ..... 11	1961 Bass ..... 11	1999 Heredia ..... 13	1913 Brown ..... 11
1921 Rommel ..... 16	1962 Rakow ..... 14	<b>2000 Hudson ..... 20</b>	1914 Bush ..... 12
<b>1922 Rommel ..... 27</b>	1963 Wickersham ..... 12	<b>2001 Mulder ..... 21</b>	<b>1915 Wyckoff ..... 22</b>
1923 Rommel ..... 18	Pena ..... 12	<b>2002 Zito ..... 23</b>	<b>1916 Bush ..... 24</b>
1924 Rommel ..... 18	1964 Pena ..... 12	2003 Hudson ..... 16	1917 Bush ..... 17
<b>1925 Rommel ..... 21</b>	1965 Sheldon ..... 10	2004 Mulder ..... 17	<b>1918 Perry ..... 19</b>
1926 Grove ..... 13	Talbot ..... 10	2005 Haren ..... 14	1919 Naylor ..... 18
1927 Grove ..... 20	1966 Krausse ..... 14	Zito ..... 14	<b>1920 Perry ..... 25</b>
<b>1928 Grove ..... 24</b>	1967 Hunter ..... 13	2006 Blanton ..... 16	<b>1921 Rommel ..... 23</b>
<b>1929 Earnshaw ..... 24</b>	1968 Odom ..... 16	Zito ..... 16	<b>1922 Harris ..... 20</b>
<b>1930 Grove ..... 28</b>	1969 Odom ..... 15	2007 Haren ..... 15	<b>1923 Rommel ..... 19</b>
<b>1931 Grove ..... 31</b>	Dobson ..... 15	2008 Duchscherer ..... 10	1924 Rommel ..... 15
1932 Grove ..... 25	1970 Hunter ..... 18	2009 Anderson ..... 11	1925 Walberg ..... 14
<b>1933 Grove ..... 24</b>	1971 Blue ..... 24	2010 Cahill ..... 18	1926 Grove ..... 13
1934 Marcum ..... 14	1972 Hunter ..... 21	2011 Gonzalez ..... 16	1927 Grove ..... 13
1935 Marcum ..... 17	1973 Holtzman ..... 21	2012 Milone ..... 13	1928 Walberg ..... 12
1936 Kelley ..... 15	Hunter ..... 21	Parker ..... 13	1929 Walberg ..... 11
1937 Kelley ..... 13	<b>1974 Hunter ..... 25</b>	2013 Colón ..... 18	1930 Earnshaw ..... 13
1938 Caster ..... 16	1975 Blue ..... 22	2014 Kazmir ..... 15	1931 Walberg ..... 12
1939 Nelson ..... 10	1976 Blue ..... 18	2015 Gray ..... 14	1932 Earnshaw ..... 13
1940 Babich ..... 14	1977 Blue ..... 14	2016 Graveman ..... 10	Mahaffey ..... 13





1937 Caster.....	19	1998 Rogers .....	7	<b>2003 Foulke .....</b>	<b>43</b>	1949 Kellner .....	245
1938 Caster.....	20	1999 Rogers .....	3	2004 Dotel .....	22	1950 Brissie .....	246
1939 Nelson.....	12	2000 Heredia .....	2	2005 Street .....	23	1951 Kellner .....	210
1940 Babich.....	16	Hudson .....	2	2006 Street .....	37	1952 Shantz .....	280
1941 Marchildon.....	14	2001 Mulder.....	6	2007 Embree .....	17	1953 Byrd .....	237
1942 Marchildon.....	18	2002 Hudson.....	4	2008 Street .....	18	1954 Portocarrero.....	248
1943 Harris.....	15	<b>2003 Mulder.....</b>	<b>9</b>	2009 Bailey .....	26	1955 Ditmar .....	175
1944 Newsom.....	18	<b>2004 Mulder.....</b>	<b>5</b>	2010 Bailey .....	25	1956 Ditmar .....	254
1945 Christopher.....	17	2005 Haren.....	3	2011 Bailey .....	24	1957 Garver .....	145
1946 Marchildon.....	16	2006 Haren.....	2	2012 Balfour.....	24	1958 Terry .....	217
1947 Marchildon.....	21	Loaiza.....	2	2013 Balfour.....	38	1959 Daley .....	216
1948 Fowler.....	16	2007 Blanton .....	3	2014 Doolittle .....	22	1960 Herbert .....	253
1949 Kellner.....	19	2008 Smith.....	2	2015 Clippard.....	17	1961 Archer .....	205
1950 Kellner.....	15	2009 Anderson.....	1	2016 Madson.....	30	1962 Rakow .....	235
Brissie.....	15	Tomko.....	1	2017 Casilla.....	16	1963 Wickersham.....	238
1951 Shantz.....	13	2010 Braden.....	5	2018 Treinen.....	38	1964 Pena.....	219
1952 Shantz.....	27	2011 McCarthy .....	5	2019 Hendriks .....	25	1965 Talbot.....	198
1953 Kellner.....	14	2012 Milone.....	1			1966 Krausse.....	178
1954 Portocarrero.....	16	2013 Colón.....	3	<b>Innings Pitched</b>		1967 Hunter.....	260
1955 Ditmar.....	7	2014 Gray .....	2	1901 Fraser.....	331	1968 Hunter.....	234
1956 Ditmar.....	14	Kazmir.....	2	1902 Plank.....	300	1969 Hunter.....	247
1957 Garver.....	6	Samardzija.....	2	1903 Plank.....	336	1970 Dobson.....	267
1958 Garver.....	10	2015 Gray .....	3	1904 Waddell.....	383	1971 Blue.....	213
1959 Daley.....	12	2016 Gravenman.....	2	1905 Plank.....	347	1972 Hunter.....	295
1960 Herbert.....	14	2017 Mengden.....	1	1906 Waddell.....	273	1973 Holtzman.....	297
1961 Archer.....	9	2018 Manaea.....	1	1907 Plank.....	344	1974 Hunter.....	318
1962 Rakow.....	11	Mengden.....	1	1908 Vickers.....	300	1975 Blue.....	278
1963 Drabowsky.....	9	2019 Fiers.....	1	1909 Plank.....	275	1976 Blue.....	298
Pena.....	9			1910 Coombs.....	353	1977 Blue.....	279.2
1964 Pena.....	5	<b>Saves</b>		1911 Coombs.....	337	1978 Keough.....	197.1
1965 Segui.....	5	1969 Fingers.....	12	1912 Coombs.....	262	1979 Langford.....	219.0
1966 Nash.....	5	1970 Grant.....	24	1913 Bender.....	237	<b>1980 Langford.....</b>	<b>290.0</b>
1967 Hunter.....	13	<b>1971 Fingers.....</b>	<b>17</b>	1914 Shawkey.....	237	1981 Langford.....	195.1
1968 Nash.....	12	1972 Fingers.....	21	1915 Wyckoff.....	276	1982 Langford.....	237.1
1969 Dobson.....	11	1973 Fingers.....	22	1916 Myers.....	315	1983 Codiroli.....	205.2
1970 Dobson.....	13	1974 Fingers.....	18	1917 Bush.....	233	1984 Burris.....	211.2
1971 Blue.....	24	1975 Fingers.....	24	<b>1918 Perry.....</b>	<b>332</b>	1985 Codiroli.....	226.0
1972 Holtzman.....	16	1976 Fingers.....	20	1919 Naylor.....	205	1986 Young.....	198.0
Hunter.....	16	1977 Bair.....	7	1920 Perry.....	264	1987 Stewart.....	261.1
1973 Holtzman.....	16	Lacey.....	7	1921 Rommel.....	285	<b>1988 Stewart.....</b>	<b>275.2</b>
1974 Hunter.....	23	1978 Sosa.....	14	1922 Rommel.....	294	1989 Stewart.....	257.2
1975 Holtzman.....	13	1979 Heaverlo.....	9	1923 Rommel.....	298	<b>1990 Stewart.....</b>	<b>267.0</b>
Blue.....	13	1980 Lacey.....	6	1924 Rommel.....	278	1991 Stewart.....	226.0
1976 Blue.....	20	1981 Beard.....	3	1925 Rommel.....	261	1992 Moore.....	223.0
1977 Blue.....	16	Jones.....	3	1926 Grove.....	258	1993 Witt.....	220.0
1978 Johnson.....	7	1982 Beard.....	11	1927 Grove.....	262	1994 Darling.....	160.0
1979 Langford.....	14	1983 Beard.....	10	1928 Grove.....	262	1995 Stottlemyre.....	209.2
<b>1980 Langford.....</b>	<b>28</b>	1984 Caudill.....	36	1929 Grove.....	275	1996 Wengert.....	161.1
<b>1981 Langford.....</b>	<b>18</b>	1985 Howell.....	29	1930 Earnshaw.....	296	1997 Wengert.....	134.0
1982 Langford.....	15	1986 Howell.....	16	<b>1931 Walberg.....</b>	<b>291</b>	1998 Rogers.....	238.2
1983 Codiroli.....	7	1987 Eckersley.....	16	1932 Grove.....	292	1999 Heredia.....	200.1
1984 Burris.....	5	Howell.....	16	1933 Grove.....	275	2000 Hudson.....	202.1
1985 Codiroli.....	4	<b>1988 Eckersley.....</b>	<b>45</b>	1934 Marcum.....	232	2001 Hudson.....	235.0
1986 Andujar.....	7	1989 Eckersley.....	33	1935 Marcum.....	243	2002 Hudson.....	238.1
1987 Stewart.....	8	1990 Eckersley.....	48	1936 Kelley.....	235	2003 Hudson.....	240.0
<b>1988 Stewart.....</b>	<b>14</b>	1991 Eckersley.....	43	1937 Caster.....	232	2004 Mulder.....	225.2
1989 Stewart.....	8	<b>1992 Eckersley.....</b>	<b>51</b>	1938 Caster.....	281	2005 Zito.....	228.1
<b>1990 Stewart.....</b>	<b>11</b>	1993 Eckersley.....	36	1939 Nelson.....	198	2006 Haren.....	223.0
1991 Welch.....	7	1994 Eckersley.....	19	1940 Babich.....	229	2007 Blanton.....	230.0
1992 Darling.....	4	1995 Eckersley.....	29	1941 Marchildon.....	204	2008 Smith.....	190.1
1993 Witt.....	5	1996 Taylor.....	17	1942 Marchildon.....	244	2009 Cahill.....	178.2
1994 Witt.....	5	1997 Taylor.....	23	1943 Flores.....	231	2010 Gonzalez.....	200.2
1995 Ontiveros.....	2	1998 Taylor.....	33	1944 Newsom.....	265	2011 Cahill.....	207.2
Stottlemyre.....	2	1999 Taylor.....	26	1945 Newsom.....	257	2012 Milone.....	190.0
1996 Prieto.....	2	2000 Isringhausen.....	33	1946 Marchildon.....	227	2013 Griffin.....	200.0
1997 Oquist.....	1	2001 Isringhausen.....	34	1947 Marchildon.....	277	2014 Gray.....	219.0
Wengert.....	1	2002 Koch.....	44	1948 Marchildon.....	226	2015 Gray.....	208.0

## Athletics Year-By-Year Pitching Leaders, continued

2016	Graveman.....	186.0
2017	Manaea.....	158.2
2018	Manaea.....	160.2
2019	Fiers.....	184.2

### Strikeouts

1901	Fraser.....	110
1902	Waddell.....	210
1903	Waddell.....	202
1904	Waddell.....	349
1905	Waddell.....	287
1906	Waddell.....	296
1907	Waddell.....	232
1908	Dygart.....	164
1909	Bender.....	161
1910	Coombs.....	224
1911	Coombs.....	185
1912	Coombs.....	120
1913	Plank.....	151
1914	Plank.....	110
1915	Wyckoff.....	157
1916	Myers.....	182
1917	Bush.....	121
1918	Perry.....	81
1919	Kinney.....	97
1920	Naylor.....	90
1921	Harriss.....	92
1922	Harriss.....	102
1923	Harriss.....	89
1924	Rommel.....	72
1925	Grove.....	116
1926	Grove.....	194
1927	Grove.....	174
1928	Grove.....	183
1929	Grove.....	170
1930	Grove.....	209
1931	Grove.....	175
1932	Grove.....	188
1933	Grove.....	114
1934	Marcum.....	92
1935	Marcum.....	99
1936	Kelley.....	82
1937	Caster.....	100
1938	Caster.....	112
1939	Nelson.....	75
1940	Babich.....	94
1941	Marchildon.....	74
1942	Marchildon.....	110
1943	Flores.....	113
1944	Newsom.....	142
1945	Newsom.....	127
1946	Marchildon.....	96
1947	Marchildon.....	128
1948	Brissie.....	127
1949	Brissie.....	118
1950	Brissie.....	101
1951	Kellner.....	94
1952	Shantz.....	152
1953	Byrd.....	122
1954	Portocarrero.....	132
1955	Ditmar.....	79
1956	Ditmar.....	126
1957	Terry.....	80
1958	Terry.....	134

1959	Daley.....	125
1960	Daley.....	126
1961	Archer.....	110
1962	Rakow.....	159
1963	Pena.....	128
1964	Pena.....	184
1965	Segui.....	119
1966	Hunter.....	103
1967	Hunter.....	196
1968	Hunter.....	172
1969	Odom.....	150
	Hunter.....	150
1970	Hunter.....	178
1971	Blue.....	301
1972	Hunter.....	191
1973	Blue.....	158
1974	Blue.....	174
1975	Blue.....	189
1976	Blue.....	166
1977	Blue.....	157
1978	Keough.....	108
1979	Langford.....	101
1980	Norris.....	180
1981	McCatty.....	91
1982	Norris.....	83
1983	Conroy.....	112
1984	Burris.....	93
1985	Codioli.....	111
1986	Rijo.....	176
1987	Stewart.....	205
1988	Stewart.....	192
1989	Moore.....	172
1990	Stewart.....	166
1991	Moore.....	153
1992	Stewart.....	130
1993	Witt.....	131
1994	Witt.....	111
1995	Stottlemire.....	205
1996	Reyes.....	78
1997	Karsay.....	92
1998	Rogers.....	138
1999	Hudson.....	132
2000	Hudson.....	169
2001	Zito.....	205
2002	Zito.....	182
2003	Hudson.....	162
2004	Harden.....	167
2005	Zito.....	171
2006	Haren.....	176
2007	Haren.....	192
2008	Eveland.....	118
2009	Anderson.....	150
2010	Gonzalez.....	171
2011	Gonzalez.....	197
2012	Parker.....	140
2013	Griffin.....	171
2014	Gray.....	183
2015	Gray.....	169
2016	Manaea.....	124
2017	Manaea.....	140
2018	Manaea.....	108
2019	Bassitt.....	141

### Walks

1901	Fraser.....	132
1902	Husting.....	91
1903	Waddell.....	85
1904	Waddell.....	91
1905	Waddell.....	90
	Bender.....	90
1906	Waddell.....	92
1907	Plank.....	85
	Dygart.....	85
1908	Dygart.....	97
1909	Coombs.....	73
1910	Morgan.....	117
1911	Coombs.....	119
1912	Coombs.....	94
1913	Houck.....	122
1914	Wyckoff.....	103
1915	Wyckoff.....	165
1916	Myers.....	168
1917	Bush.....	111
1918	Perry.....	111
1919	Kinney.....	91
1920	Naylor.....	86
1921	Moore.....	122
1922	Harriss.....	94
1923	Rommel.....	108
1924	Rommel.....	94
1925	Grove.....	131
1926	Grove.....	101
1927	Walberg.....	91
1928	Earnshaw.....	100
1929	Earnshaw.....	125
1930	Earnshaw.....	139
1931	Walberg.....	109
1932	Walberg.....	103
1933	Cain.....	137
1934	Cain.....	128
1935	Dietrich.....	101
1936	Rhodes.....	102
1937	Caster.....	107
1938	Caster.....	117
1939	Ross.....	95
1940	Babich.....	80
1941	Marchildon.....	118
1942	Marchildon.....	140
1943	Black.....	110
1944	Newsom.....	82
1945	Newsom.....	103
1946	Marchildon.....	114
1947	Marchildon.....	141
1948	Marchildon.....	131
1949	Kellner.....	129
1950	Brissie.....	117
1951	Kellner.....	93
1952	Byrd.....	98
1953	Byrd.....	115
1954	Portocarrero.....	114
1955	Ditmar.....	86
1956	Ditmar.....	108
1957	Trucks.....	62
1958	Garver.....	66
1959	Daley.....	62
	Herbert.....	62
1960	Daley.....	96

1961	Walker.....	96
1962	Pfister.....	106
1963	Wickersham.....	79
1964	Segui.....	94
1965	Talbot.....	86
1966	Hunter.....	64
1967	Nash.....	87
1968	Odom.....	98
1969	Odom.....	112
1970	Odom.....	100
1971	Blue.....	88
1972	Odom.....	87
1973	Blue.....	105
1974	Blue.....	98
1975	Holtzman.....	108
1976	Torrez.....	87
1977	Blue.....	86
1978	Keough.....	85
1979	Norris.....	94
1980	McCatty.....	99
1981	Norris.....	63
1982	Keough.....	101
1983	Conroy.....	98
1984	Burris.....	90
1985	Birtas.....	91
1986	Rijo.....	108
1987	Stewart.....	105
1988	Stewart.....	110
1989	Moore.....	83
1990	Moore.....	84
1991	Moore.....	105
	Stewart.....	105
1992	Moore.....	103
1993	Witt.....	91
1994	Van Poppel.....	89
1995	Stottlemire.....	80
1996	Johns.....	69
1997	Prieto.....	70
1998	Haynes.....	88
1999	Haynes.....	80
2000	Appier.....	102
2001	Zito.....	80
2002	Zito.....	78
2003	Zito.....	88
2004	Mulder.....	83
2005	Zito.....	89
2006	Zito.....	99
2007	Gaudin.....	100
2008	Smith.....	87
2009	Cahill.....	72
2010	Gonzalez.....	92
2011	Gonzalez.....	91
2012	Parker.....	63
2013	Parker.....	63
2014	Gray.....	74
2015	Gray.....	59
2016	Graveman.....	47
2017	Manaea.....	55
2018	Cahill.....	41
2019	Fiers.....	53

**Bold denotes tied or led league**

# ATHLETICS HOME RUN HISTORY

## 25 OR MORE HOME RUNS IN A SEASON

NO.	PLAYER	YEAR	NO.	PLAYER	YEAR	NO.	PLAYER	YEAR
58	Jimmie Foxx	1932	34	Al Simmons	1929	28	Bob Johnson	1935
52	Mark McGwire	1996		Bob Johnson	1934		Jim Gentile	1964
49	Mark McGwire	1987		Rocky Colavito	1964		Tony Armas	1982
48	Jimmie Foxx	1933		Mark McGwire	1997		Rickey Henderson	1990
	<b>Khris Davis</b>	<b>2018</b>		Eric Chavez	2002		Ben Griever	1999
47	Reggie Jackson	1969		Miguel Tejada	2002	27	Joe Hauser	1924
44	Jimmie Foxx	1934	33	Jimmie Foxx	1929		Gus Zernial	1957
	Jose Canseco	1991		Gus Zernial	1951		Don Mincher	1970
43	Jason Giambi	2000		Dwayne Murphy	1984		Sal Bando	1976
	<b>Khris Davis</b>	<b>2017</b>		Jose Canseco	1986		Dwayne Murphy	1982
42	Gus Zernial	1953		Mark McGwire	1989		Matt Stairs	1997
	Jose Canseco	1988		Jason Giambi	1999		Jason Giambi	1998
	Mark McGwire	1992		Jack Cust	2008		Ben Griever	2000
	<b>Khris Davis</b>	<b>2016</b>		<b>Marcus Semien</b>	<b>2019</b>		Miguel Tejada	2003
39	Mark McGwire	1990	32	Reggie Jackson	1971		Eric Chavez	2005
	Mark McGwire	1995		Reggie Jackson	1973		<b>Marcus Semien</b>	<b>2016</b>
	Frank Thomas	2006		Mark McGwire	1988		<b>Stephen Piscotty</b>	<b>2018</b>
38	Bob Cerv	1958		Eric Chavez	2001	26	Mike Epstein	1972
	Matt Stairs	1999		Josh Reddick	2012		Gene Tenace	1974
	Jason Giambi	2001	31	Bob Johnson	1940		Matt Stairs	1998
37	Tilly Walker	1922		Sal Bando	1969		Eric Chavez	2000
	Jimmie Foxx	1930		Jose Canseco	1987		Jack Cust	2007
	Jose Canseco	1990		Miguel Tejada	2001		Yoenis Cespedes	2013
36	Al Simmons	1930	30	Jimmie Foxx	1931		<b>Mark Canha</b>	<b>2019</b>
	Jimmie Foxx	1935		Bob Johnson	1938	25	Bob Johnson	1936
	Reggie Jackson	1975		Gus Zernial	1955		Bob Johnson	1937
	Geronimo Berroa	1996		Dave Kingman	1985		Wally Moses	1937
	<b>Matt Chapman</b>	<b>2019</b>		Miguel Tejada	2000		Sam Chapman	1941
	<b>Matt Olson</b>	<b>2019</b>		Brandon Moss	2013		Norm Siebern	1962
35	Al Simmons	1932	29	Gus Zernial	1952		Reggie Jackson	1972
	Tony Armas	1980		Reggie Jackson	1968		Dave Henderson	1991
	Dave Kingman	1984		Sal Bando	1973		Jack Cust	2009
	Dave Kingman	1986		Reggie Jackson	1974		Brandon Moss	2014
	Terry Steinbach	1996		Gene Tenace	1975		Ryon Healy	2017
	John Jaha	1999		Eric Chavez	2003		Matt Joyce	2017
	Nick Swisher	2006		Eric Chavez	2004			
				Josh Willingham	2011			
				Josh Donaldson	2014			
				<b>Matt Olson</b>	<b>2018</b>			

RECORDS

## MILESTONE HOME RUNS

### Franchise

1	Lave Cross	Apr. 30, 1901
1,000	Mickey Cochrane	May 15, 1927
2,000	Jimmie Foxx	June 21, 1935
3,000	Sam Chapman	Sept. 30, 1949
4,000	Hector Lopez	Aug. 17, 1958
5,000	Jim Nash	May 22, 1968
6,000	Gene Tenace	May 25, 1975
7,000	Carney Lansford	July 3, 1983
8,000	Jose Canseco	Sept. 2, 1989
9,000	Mark McGwire	May 28, 1996
10,000	Miguel Tejada	Apr. 14, 2001
11,000	Bobby Kielty	June 15, 2006
12,000	Brandon Moss	June 5, 2013
13,000	Jonathan Lucroy	Aug. 25, 2018

### Oakland

1	Reggie Jackson	Apr. 10, 1968
1,000	Claudell Washington	May 6, 1975
2,000	Rickey Henderson	June 5, 1983
3,000	Dave Parker	Aug. 13, 1989
4,000	Jason Giambi	May 17, 1996
5,000	Jason Giambi	Sept. 24, 2000
6,000	Bobby Crosby	May 31, 2006
7,000	Brandon Moss	May 13, 2013
8,000	Marcus Semien	Aug. 11, 2018

**HOME RUN LEADERS BY POSITION**

**Franchise – Career**

P	John Odom (1964-75)	12
C	Terry Steinbach (1986-96)	116
1B	Mark McGwire (1986-97)	349
2B	Mark Ellis (2002-11)	84
3B	Eric Chavez (1998-10)	223
SS	Miguel Tejada (1997-03)	156
LF	Bob Johnson (1933-42)	201
CF	Dwayne Murphy (1978-87)	152
RF	Reggie Jackson (1967-75; 87)	225
DH	Dave Kingman (1984-86)	98

**Franchise – Season**

P	John Odom (1969)	5
C	Terry Steinbach (1996)	34
1B	Jimmie Foxx (1932)	51
2B	Mark Ellis (2007)	19
3B	<b>Matt Chapman (2019)</b>	<b>36</b>
SS	Miguel Tejada (2002)	34
LF	Gus Zernial (1953)	41
CF	Dwayne Murphy (1984)	33
RF	Reggie Jackson (1969)	45
DH	<b>Khrist Davis (2018)</b>	<b>46</b>

**Oakland – Career**

P	John Odom (1968-75)	12
C	Terry Steinbach (1986-96)	116
1B	Mark McGwire (1986-97)	349
2B	Mark Ellis (2002-11)	84
3B	Eric Chavez (1998-10)	223
SS	Miguel Tejada (1997-03)	156
LF	Rickey Henderson (1979-84; 89-95; 98)	156
CF	Dwayne Murphy (1978-87)	152
RF	Reggie Jackson (1968-75; 87)	225
DH	Dave Kingman (1984-86)	98

**Oakland – Season**

P	John Odom (1969)	5
C	Terry Steinbach (1996)	34
1B	Mark McGwire (1987)	48
2B	Mark Ellis (2007)	19
3B	<b>Matt Chapman (2019)</b>	<b>36</b>
SS	Miguel Tejada (2002)	34
LF	<b>Khrist Davis (2017)</b>	<b>34</b>
CF	Dwayne Murphy (1984)	33
RF	Reggie Jackson (1969)	45
DH	<b>Khrist Davis (2018)</b>	<b>46</b>

**GRAND SLAM LEADERS**

**Franchise – Career**

1.	Jimmie Foxx (1925-35)	9
	Sam Chapman (1938-41, 45-51)	9
	Gus Zernial (1951-57)	9
	Mark McGwire (1986-97)	9
5.	Bob Johnson (1933-42)	8
	Terry Steinbach (1986-96)	8
	Jason Giambi (1995-01)	8
8.	Sal Bando (1966-76)	7
	Matt Stairs (1996-00)	7
	Miguel Tejada (1997-03)	7

**Franchise – Season**

1.	Jason Giambi (2000)	4
2.	Jimmie Foxx (1932)	3
	Jimmie Foxx (1934)	3
	Bob Johnson (1938)	3
	Gus Zernial (1952)	3
	Gene Tenace (1974)	3
	Dave Kingman (1984)	3
	Ben Grieve (2000)	3
	Miguel Tejada (2001)	3
	Brandon Moss (2014)	3

**Oakland – Career**

1.	Mark McGwire (1986-97)	9
2.	Terry Steinbach (1986-96)	8
	Jason Giambi (1995-01; 09)	8
4.	Sal Bando (1968-76)	7
	Matt Stairs (1996-00)	7
	Miguel Tejada (1997-03)	7
7.	Gene Tenace (1969-76)	6
8.	Joe Rudi (1968-76; 82)	5
	Dave Kingman (1984-86)	5
	Eric Chavez (1998-10)	5

**Oakland – Season**

1.	Jason Giambi (2000)	4
2.	Gene Tenace (1974)	3
	Dave Kingman (1984)	3
	Ben Grieve (2000)	3
	Miguel Tejada (2001)	3
	Brandon Moss (2014)	3
7.	27 times; last: <b>Marcus Semien (2017)</b>	<b>2</b>

**INSIDE-THE-PARK HOME RUN LEADERS**

**Franchise – Career**

1.	Danny Murphy (1902-13)	23
2.	Harry Davis (1901-11; 13-17)	11
3.	Topsy Hartsel (1902-11)	11
	Stuffy McInnis (1909-17)	10
5.	Rube Oldring (1906-18)	9

**Franchise – Season**

1.	Danny Murphy (1911)	5
2.	four times; last: Danny Murphy (1910)	4

**Oakland – Career**

1.	Reggie Jackson (1968-75; 87)	4
2.	18 times	1

**Oakland – Season**

1.	Reggie Jackson (1968)	2
2.	20 times; last: Nick Swisher (2006)	1



## PINCH HIT HOME RUN LEADERS

### Franchise – Career

1.	Gus Zernial (1951-57)	5
	Jeff Burroughs (1982-84)	5
	Mark McGwire (1986-97)	5
	Terry Steinbach (1986-96)	5
	Mike Aldrete (1993-95)	5
6.	George Alusik (1962-64)	4
	Matt Stairs (1996-00)	4
	Olmedo Saenz (1999-02)	4
	Derek Norris (2012-14)	4
10.	12 players tied	3

### Franchise – Season

1.	Jeff Burroughs (1982)	4
2.	Allie Clark (1952)	3
	Kite Thomas (1952)	3
	Bob Cerv (1957)	3
	Frank Fernandez (1970)	3
	Rich McKinney (1977)	3
	Jeff Newman (1978)	3
	Derek Norris (2013)	3
9.	22 times, last: <b>Chad Pinder (2019)</b>	2

### Oakland – Career

1.	Jeff Burroughs (1982-84)	5
	Mark McGwire (1986-87)	5
	Terry Steinbach (1986-96)	5
	Mike Aldrete (1993-95)	5
5.	Matt Stairs (1996-00)	4
	Olmedo Saenz (1999-02)	4
	Derek Norris (2012-14)	4
8.	seven players tied	3

### Oakland – Season

1.	Jeff Burroughs (1982)	4
2.	Frank Fernandez (1970)	3
	Rich McKinney (1977)	3
	Jeff Newman (1978)	3
	Derek Norris (2013)	3
6.	12 times; last: <b>Chad Pinder (2019)</b>	2

## LEAD OFF HOME RUN LEADERS

### Franchise – Career

1.	Rickey Henderson (1979-84; 89-95; 98)	43
2.	Eddie Joost (1947-54)	19
3.	Coco Crisp (2010-16)	15
4.	Bert Campaneris (1964-76)	13
5.	Max Bishop (1924-33)	9
6.	Wally Moses (1935-41; 49-51)	9
7.	Topsy Hartsel (1902-11)	6
	<b>Marcus Semien (2015-19)</b>	6
9.	four players tied	5

### Franchise – Season

1.	Rickey Henderson (1993)	7
2.	Eddie Joost (1948)	6
	Bert Campaneris (1970)	6
4.	Rickey Henderson (1990)	5
	Rickey Henderson (1991)	5
	Rickey Henderson (1992)	5
	Coco Crisp (2013)	5
8.	eight times, last: <b>Marcus Semien (2019)</b>	4

### Oakland – Career

1.	Rickey Henderson (1979-84; 89-95; 98)	43
2.	Coco Crisp (2010-16)	15
3.	Bert Campaneris (1968-76)	10
4.	<b>Marcus Semien (2015-19)</b>	6
5.	Mark Kotsay (2004-07)	5
	Matt Joyce (2017-18)	5
7.	Eric Byrnes (2000-04)	4
	Tony Phillips (1982-89; 99)	4
9.	Scott Brosius (1991-97)	3
	Mark Ellis (2002-11)	3

### Oakland – Season

1.	Rickey Henderson (1993)	7
2.	Bert Campaneris (1970)	6
3.	Rickey Henderson (1990)	5
	Rickey Henderson (1991)	5
	Rickey Henderson (1992)	5
	Coco Crisp (2013)	5
7.	five times, last: <b>Marcus Semien (2019)</b>	4

## GAME ENDING HOME RUN LEADERS

### Franchise – Career

1.	Reggie Jackson (1967-75; 87)	5
	Rickey Henderson (1979-84; 89-95; 98)	5
	Matt Stairs (1996-00)	5
4.	Jimmie Foxx (1925-35)	4
	Al Simmons (1924-32; 40-41; 44)	4
	Dwayne Murphy (1978-87)	4
	Josh Donaldson (2010, 12-14)	4
	<b>Khrist Davis (2016-19)</b>	4
9.	15 players tied	3

### Franchise – Season

1.	Reggie Jackson (1971)	3
	Dave Kingman (1986)	3
	Matt Stairs (1999)	3
	Josh Donaldson (2014)	3
5.	13 times, last: <b>Matt Chapman (2019)</b>	2

### Oakland – Career

1.	Reggie Jackson (1968-75; 87)	5
	Rickey Henderson (1979-84; 89-95; 98)	5
	Matt Stairs (1996-00)	5
4.	Dwayne Murphy (1978-87)	4
	Josh Donaldson (2010, 12-14)	4
	<b>Khrist Davis (2016-19)</b>	4
7.	nine players tied	3

### Oakland – Season

1.	Reggie Jackson (1971)	3
	Dave Kingman (1986)	3
	Matt Stairs (1999)	3
	Josh Donaldson (2014)	3
5.	11 times; last: <b>Matt Chapman (2019)</b>	2

## Athletics Home Run History, continued

### ATHLETICS GAMES OF SIX OR MORE HOME RUNS

No.	Opponent	H/A	Date	Hitters
8	California	A	June 27, 1996	Berroa, Brosius 2, Giambi, Herrera, McGwire, Steinbach, Young
7	Cleveland (2)	A	July 6, 1990	Canseco, R. Henderson 2, Lansford, McGwire 2, Quirk
7	Detroit	H	June 3, 1921	Dugan, Dykes 2, Perkins, Walker, Welch 2
6	Houston	A	Sept. 10, 2019	Murphy 2, Olson 2, Davis, Semien
6	Seattle	H	July 17, 2019	Canha 2, Profar 2, Laureano, Pinder
6	Baltimore	H	June 18, 2019	Davis, Grossman, Laureano, Pinder, Piscotty, Taylor
6	Arizona	A	June 17, 2008	Ellis 2, Chavez, Crosby, Davis, Suzuki
6	Kansas City	A	May 10, 2007	Chavez, Cust 2, Johnson 2, Putnam
6	Anaheim	H	Sept. 11, 2003	Byrnes, Chavez 2, Ellis, Hernandez, McMillon
6	Tampa Bay	H	Sept. 9, 2000	Ja. Giambi 2, Grieve, Hernandez, Long, Tejada
6	Cleveland	H	Aug. 24, 1999	Hinch, Jaha 2, Spiezio, Velarde 2
6	Toronto	H	Aug. 18, 1998	Christenson, Giambi, Spiezio 2, Stairs 2
6	Boston	H	Aug. 21, 1997	Bellhorn, Canseco, Giambi, McDonald, Spiezio, Young
6	Minnesota	H	Aug. 3, 1991	Baines, Canseco, D. Henderson 3, McGwire
6	Cleveland	H	July 18, 1980	Armas 2, Essian, Murphy, Page 2

### OPPONENT GAMES OF SIX OR MORE HOME RUNS

No.	Opponent	H/A	Date	Hitters
7	Houston	A	Sept. 9, 2019	Alvarez 2, Chirinos 2, Altuve, Brantley, Bregman
7	Seattle	A	Apr. 11, 1985	Cowens, Bradley, Presley, Thomas 3, Henderson
6	Minnesota	A	May 2, 2017	Dozier 2, Buxton, Castro, Mauer, Sano
6	Baltimore	A	May 8, 2016	Alvarez, Machado 2, Rickard, Schoop, Trumbo
6	Boston	A	Apr. 19, 1994	Vaughn 2, Cooper, Naehring 2, Greenwell
6	Minnesota	H	Aug. 15, 1993	Brito 2, Puckett 2, Harper, Reboulet
6	California	A	Apr. 23, 1985	Jackson 2, Narron, Schofield, Grich, DeCinces
6	Seattle	A	Aug. 2, 1983	Owen, D. Henderson 2, S. Henderson 2, Ramos
6	Detroit	H	Aug. 17, 1969	Northrup, Wert, Tresh, Kaline 2, Stanley

### MOST HOME RUNS, INNING – ATHLETICS

No.	Opponent	H/A	Date	Hitters
4	Chicago	H	Apr. 27, 2002	Hatteberg, Long, Pena, Menechino (3)
4	Tampa Bay	H	Sept. 1, 1999	Tejada, Chavez, Giambi, Jaha (4)
4	Boston	H	Aug. 21, 1997	Giambi, Young, McDonald, Canseco (3)

### MOST HOME RUNS, INNING – OPPONENTS

No.	Opponent	H/A	Date	Hitters
5	Minnesota	A	June 9, 1966	Rollins, Versalles, Oliva, Mincher, Killebrew (7)
4	Seattle	A	Sept. 21, 1996	Rodriguez, Griffey, Martinez, Sorrento (3)
4	Minnesota	A	May 16, 1983	Mitchell, Gaetti, Hatcher, Engle (9)
4	Minnesota	H	May 2, 1964	Oliva, Allison, Hall, Killebrew (11)
4	Boston	H	Aug. 26, 1957	Zauchin, Lepcio, Malzone, Piersall (7)
4	Boston	H	Sept. 24, 1940	Williams, Foxx, Cronin, Tabor (6)

### CONSECUTIVE HOME RUNS - ATHLETICS

No.	Opponent	H/A	Date	Hitters
3	Texas	H	April 15, 2006	Chavez, Thomas, Bradley
3	Kansas City	H	June 23, 2000	Velarde, Ja. Giambi, Grieve
3	Kansas City	A	June 16, 2000	Chavez, Tejada, Hernandez
3	Cleveland	A	July 6, 1990	R. Henderson, Lansford, Canseco
3	Cleveland	A	May 16, 1990	Canseco, McGwire, Hassey
3	Cleveland	A	June 3, 1980	Revering, Page, Armas
3	Kansas City	H	June 19, 1979	Gross, Revering, Heath
3	Minnesota (G1)	H	June 22, 1969	Kubiak, Jackson, Bando
3	New York	H	Aug. 19, 1962	Cimoli, Causey, Bryan
3	St. Louis	A	July 17, 1934	Johnson, Foxx, Higgins
3	Cleveland	H	June 18, 1930	Simmons, Foxx, Miller
3	Washington	H	May 2, 1922	Walker, Perkins, Miller

## CONSECUTIVE HOME RUNS - OPPONENTS

No.	Opponent	H/A	Date	Hitters	Pitchers
4	Minnesota	H	May 2, 1964	Oliva, Allison, Hall, Killebrew	Pfister (3), Handrahan
3	17 times, most recent:				
	Tampa Bay	H	May 29, 2018	Cron, Wendle, Ramos	Gossett
	Los Angeles	H	Sept. 18, 2008	Morales, Napoli, Wood	Foulke
	Seattle	A	Sept. 21, 1996	Rodriguez, Griffey, Martinez	Telgheder
	Kansas City	A	Sept. 28, 1986	Brett, White, Quirk	Stewart
	Toronto	A	Apr. 26, 1984	Upshaw, Bell, Barfield	Warren
	Seattle	A	Aug. 2, 1983	S. Henderson, D. Henderson, Ramos	Krueger (2), Codiroli
	Milwaukee	H	June 5, 1982	Young, Cooper, Oglivie	Beard (2), Owchinko
	Baltimore	A	May 8, 1979	Murray, May, Roenicke	Todd

## MOST HOME RUNS — ATHLETICS

HR	Player	Date
3	Joe Hauser at Cleveland	Aug. 2, 1924
3	Mickey Cochrane at St. Louis	May 21, 1925
3	Jimmie Foxx at Cleveland	July 10, 1932
3	Al Simmons vs. Detroit	July 15, 1932
3	Jimmie Foxx vs. New York	June 8, 1933
3	Ed Coleman vs. Chicago	Aug. 17, 1934
3	Pinky Higgins vs. Boston	June 27, 1935
3	Sam Chapman vs. Boston	Aug. 15, 1946
3	Hector Lopez vs. Washington	June 26, 1958
3	Preston Ward vs. Baltimore	Sept. 9, 1958
3	Bob Cerv vs. Boston	Aug. 20, 1959
3	Manny Jimenez at Baltimore	July 4, 1964
3	Reggie Jackson vs. Seattle	July 2, 1969
3	Dave Kingman at Seattle	April 16, 1984

HR	Player	Date
3	Mark McGwire at Cleveland	June 27, 1987
3	Jose Canseco at Toronto	July 3, 1988
3	Harold Baines vs. Baltimore	May 7, 1991
3	Dave Henderson vs. Minnesota	Aug. 3, 1991
3	Mark McGwire at Boston	June 11, 1995
3	Ernie Young vs. Minnesota	May 10, 1996
3	Geronimo Berroa at New York	May 22, 1996
3	Geronimo Berroa vs. Minnesota	Aug. 12, 1996
3	Miguel Tejada vs. Los Angeles	June 11, 1999
3	Miguel Tejada at Texas	June 30, 2001
3	Erubiel Durazo at Baltimore	Aug. 18, 2004
3	Josh Reddick at Toronto	Aug. 9, 2013
3	Danny Valencia at Tampa Bay	May 15, 2016
3	<b>Khris Davis vs. Texas</b>	<b>May 17, 2016</b>

## MOST HOME RUNS — OPPONENTS

HR	Player	Date
4	Lou Gehrig, New York (AL)	June 3, 1932
4	Pat Seerey, Chicago (AL)	July 18, 1948 (G#1)
4	Babe Ruth, New York (AL)	May 21, 1930 (G#1)
3	Lou Gehrig, New York (AL)	May 22, 1930 (G#2)
3	Goose Goslin, St. Louis	Aug. 19, 1930
3	Tony Lazzeri, New York (AL)	May 24, 1936
3	Merv Connors, Chicago (AL)	Sept. 17, 1938 (G#2)
3	Jim Tabor, Boston	July 4, 1939 (G#2)
3	Al Rosen, Cleveland	April 29, 1952
3	Al Kaline, Detroit	April 17, 1955
3	Lee Thomas, Los Angeles	Sept. 5, 1961 (G#2)

HR	Player	Date
3	Jim King, Washington	June 8, 1964
3	Jim Rice, Boston	Aug. 29, 1977
3	Larry Herndon, Detroit	May 18, 1982
3	Gorman Thomas, Seattle	April 11, 1985
3	Danny Tartabull, Kansas City	July 6, 1991
3	Jack Clark, Boston	July 31, 1991
3	Manny Ramirez, Cleveland	Aug. 25, 1998
3	Juan Gonzalez, Texas	Sept. 24, 1999
3	John Buck, Toronto	April 29, 2010
3	Miguel Cabrera, Detroit	May 28, 2010
3	Jarrett Parker, San Francisco	Sept. 26, 2015

## HOME RUN IN FIRST GAME WITH THE OAKLAND A'S

Player	Opponent (Date)
*Joe Keough	at New York (Aug. 7, 1968) (G2)
Don Mincher	at Kansas City (April 7, 1970)
*Don Baylor	at California (April 9, 1976)
Earl Williams	Minnesota (April 9, 1977)
Mike Heath	Kansas City (June 19, 1979)
*Terry Steinbach	at Cleveland (Sept. 12, 1986)
*Dave Henderson	Seattle (April 4, 1988)
Scott Brosius	Seattle (Aug. 7, 1991)
*Tilson Brito	Milwaukee (Aug. 10, 1997) (G2)
Ed Sprague, Jr.	Cleveland (Aug. 2, 1998)
Tom Wilson	Chicago-AL (May 19, 2001)
David Justice	Texas (April 1, 2002)
Erubiel Durazo	Seattle (April 1, 2003)
*Jay Payton	Texas (July 15, 2005)

Player	Opponent (Date)
*Frank Thomas	New York (April 3, 2006)
Jack Cust	at Tampa Bay (May 6, 2007)
*Adam Rosales	at Los Angeles-AL (April 11, 2010)
*Josh Willingham	Seattle (April 1, 2011)
Jonny Gomes	vs. Seattle at Tokyo (March 29, 2012)
Chris Young	Seattle (April 3, 2013)
*Adam Dunn	Seattle (Sept. 1, 2014)
*Ben Zobrist	Texas (April 6, 2015)
Brett Eibner	Chicago-NL (Aug. 5, 2016)
<b>Franklin Barreto</b>	<b>at Chicago-AL (June 24, 2017)</b>
Chris Herrmann	Minnesota (July 2, 2019)
<b>Sean Murphy</b>	<b>Los Angeles-AL (Sept. 4, 2019)</b>

\*indicates players who homered in their first at bat.

## Athletics Home Run History, continued

### COLISEUM HOME RUNS

Since its opening in 1968 a total of 7,527 Major League home runs have been hit in the Coliseum during the regular season, an average of 144.8 per year.

#### COLISEUM CAREER HOME RUN LEADERS

Player	No.
Mark McGwire	166
Reggie Jackson	146*
Jose Canseco	122*
Eric Chavez	115
Jason Giambi	115*
Sal Bando	90
Miguel Tejada	83
Rickey Henderson	82*
Khristian Davis	76
Dwayne Murphy	67
Matt Stairs	67*

\* Home Runs hit while non-Athletic (included in individual total):  
Canseco (8), Giambi (6), Henderson (3), Jackson (13), Stairs (3)

#### NON-A'S COLISEUM CAREER HOME RUN LEADERS

Player	No.
Alex Rodriguez	21
Mark Teixeira	20
Rafael Palmeiro	20
Jay Buhner	18
Carlton Fisk	18
Mike Trout	18
Brian Downing	17
Juan Gonzalez	17
seven players tied	16

## OAKLAND ATHLETICS STREAKS

### CONSECUTIVE WINS

#### Overall

20	August 13-September 4, 2002
14	April 23-May 9, 1988
11	May 16-27, 2019
11	August 2-12, 2001
11	April 9-19, 1981
10	June 8-18, 2006
10	August 23-September 2, 2003
10	September 8-18, 1992
9	seven times, last: April 3-12, 2013

#### Home

20*	August 25, 2001-April 3, 2002
12	August 13-September 14, 2002
11	May 17-June 13, 2013
10	August 11-September 1, 2006
10	April 11-May 3, 1991
9	June 18-July 1, 2005
9	May 2-28, 1999
9	September 6-29, 1992
9	Sept. 26, 1977-April 14, 1978
9	August 7-15, 1976
9	August 19-September 19, 1970

\*streak includes final 17 games of 2001  
and first three games of 2002

#### Road

12	August 24-September 12, 2012
12	July 31-August 15, 1971
11	April 9-26, 1981
10	August 19-28, 2002
9	Sept. 24, 1989-April 26, 1990
9	April 23-May 3, 1988
8	May 16-June 4, 2019
8	July 19-August 2, 2005
8	June 16-24, 2002
8	August 16-31, 2001
8	April 13-26, 1990
8	June 3-10, 1972
8	May 31-June 20, 1971

### CONSECUTIVE LOSSES

#### Overall

14	July 29-August 12, 1977
12*	Sept. 22, 1995-April 4, 1996
12	April 19-30, 1994
11	June 8-18, 1978
10	May 30-June 9, 2011
10	July 28-August 7, 2008
9	seven times, last: May 22-June 1, 2012

\*streak includes final nine games of 1995  
and first three games of 1996

#### Home

12	July 29-August 21, 1977
11	Sept. 19, 1978-April 15, 1979
9	June 4-20, 1982
8	June 23-July 9, 1979
8	May 3-22, 1994
8	April 8-May 1, 2001
8	September 9-24, 2016
8	June 19-July 3, 2017
7	August 20-September 6, 1978
7	June 2-9, 1979
7	September 11-27, 1987
7	August 30-September 17, 1993

#### Road

15	May 24-June 23, 1986
13	May 31-June 30, 1979
12*	September 5, 1995-April 9, 1996
11	May 21-June 9, 2005
10	May 14-30, 1981
10	April 19-May 6, 1994
9	seven times, last: May 24-June 11, 2016

\*streak includes final 11 games of 1995  
and first game of 1996

# ATHLETICS LOW-HIT GAMES

## ATHLETICS NO-HITTERS (13 NINE INNINGS; 3 LESS THAN 9)

Date	Pitchers	Opponent	Score
July 22, 1905	Weldon Henley	at St. Louis (1st game)	6-0
Aug. 15, 1905	Rube Waddell	vs. St. Louis*	2-0
Aug. 29, 1906	Jimmy Dygert & Rube Waddell	vs. Chicago*	4-3
Oct. 5, 1907	Rube Vickers	at Washington (2nd game, Perfect Game)*	4-0
May 12, 1910	Chief Bender	vs. Cleveland	4-0
Aug. 26, 1916	Joe Bush	vs. Cleveland	5-0
Sept. 9, 1945	Dick Fowler	vs. St. Louis (2nd game)	1-0
Sept. 3, 1947	Bill McCahan	vs. Washington	3-0
May 8, 1968	Jim Hunter	vs. Minnesota (Perfect Game)	4-0
Sept. 21, 1970	Vida Blue	vs. Minnesota	6-0
Sept. 28, 1975	Vida Blue, Glenn Abbott, Paul Lindblad, Rollie Fingers	vs. California	5-0
Sept. 29, 1983	Mike Warren	vs. Chicago	3-0
June 29, 1990	Dave Stewart	at Toronto	5-0
May 9, 2010	Dallas Braden	vs. Tampa Bay (Perfect Game)	4-0
April 21, 2018	Sean Manaea	vs. Boston	3-0
May 7, 2019	Mike Fiers	vs. Cincinnati	2-0

\*5 innings

## NO-HITTERS AGAINST ATHLETICS (14)

Date	Pitchers	Opponent	Score
May 5, 1904	Cy Young	at Boston (Perfect Game)	0-3
Sept. 20, 1908	Frank Smith	at Chicago	0-1
Sept. 4, 1923	Sam Jones	vs. New York	0-2
Sept. 7, 1923	Howard Ehmke	vs. Boston	0-4
July 10, 1947	Don Black	at Cleveland (1st game)	0-3
May 6, 1953	Bobo Holloman	at St. Louis	0-6
Aug. 26, 1962	Jack Kralick	at Minnesota	0-1
Aug. 13, 1969	Jim Palmer	at Baltimore	0-8
July 3, 1970	Clyde Wright	at California	0-4
July 30, 1973	Jim Bibby	vs. Texas	0-6
July 19, 1974	Dick Bosman	at Cleveland	0-4
July 28, 1976	John Odom & Francisco Barrios	vs. Chicago	1-2
June 11, 1990	Nolan Ryan	vs. Texas	0-5
July 13, 1991	Bob Milacki, Mike Flanagan, Mark Williamson & Gregg Olson	vs. Baltimore	0-2

## OAKLAND ATHLETICS ONE-HITTERS (35)

Date	Pitchers	Broken Up By	Inn.	Opponent	H/A	Score
June 7, 1968	John Odom	Dave Johnson	9 (2 outs)	Baltimore	A	6-1
Aug. 10, 1968	John Odom, Diego Segui, Jack Aker	Frank Howard	1	Washington	A	4-1
May 24, 1970	Chuck Dobson	Gail Hopkins	1	Chicago	A	5-1
Sept. 11, 1970	Vida Blue	Pat Kelly	8	Kansas City	A	3-0
July 16, 1971	Vida Blue	Tony Taylor	4	Detroit	H	4-0
May 31, 1973	Ken Holtzman, Rollie Fingers	Matty Alou	7	New York	A	6-0
June 8, 1975	Ken Holtzman	Tom Veryzer	9 (2 outs)	Detroit	H	4-0
June 10, 1975	Jim Perry	Al Bumbry	6	Baltimore	H	4-0
Aug. 28, 1976	Vida Blue	Mickey Stanley	9 (1 out)	Detroit	H	5-2
May 9, 1979	Mike Norris	Gary Roenicke	7	Baltimore	A	4-2
July 5, 1979	Rick Langford	Brian Downing	5	California	A	3-0
June 23, 1984	Tim Conroy, Bill Caudill	Alan Bannister	5	Texas	H	5-1
Oct. 5, 1986	Curt Young	Kevin Seitzer	7	Kansas City	H	6-0
June 9, 1987	Curt Young	Kenny Williams	8	Chicago	H	8-3
Aug. 4, 1988	Dave Stewart	Jay Buhner	3	Seattle	H	2-0
May 26, 1989	Todd Burns, Rick Honeycutt, Eric Plunk	Rickey Henderson	4	New York	A	4-0
Apr. 14, 1992	Ron Darling, Rick Honeycutt	Keith Miller	8	Kansas City	A	1-3
June 23, 1994	Bobby Witt	Greg Gagne	6	Kansas City	H	4-0
May 27, 1995	Steve Ontiveros	Luis Polonia	6	New York	H	3-0
Aug. 28, 2000	Tim Hudson	Frank Thomas	4	Chicago	H	3-0
July 6, 2001	Mark Mulder	Danny Bautista	8	Arizona	A	3-0
July 19, 2002	Cory Lidle	Juan Gonzalez	8	Texas	H	10-0

## Athletics Low-Hit Games, continued

Date	Pitchers	Broken Up By	Inn.	Opponent	H/A	Score
August 4, 2002	Cory Lidle, Ricardo Rincon, Chad Bradford, Billy Koch	Wendell Magee	6	Detroit	H	4-0
August 21, 2002	Cory Lidle	Ellis Burks	1	Cleveland	A	6-0
June 26, 2005	Rich Harden, Ron Flores, Kiko Calero	Deivi Cruz	5	San Francisco	H	16-0
April 8, 2006	Barry Zito, Kiko Calero, Joe Kennedy, Huston Street	Richie Sexson	2	Seattle	A	3-0
June 30, 2007	Chad Gaudin, Rich Harden	Johnny Damon	6	New York (AL)	A	7-0
May 24, 2008	Justin Duchscherer, Huston Street	David Ortiz	7	Boston	H	3-0
Sept. 16, 2009	Trevor Cahill, Michael Wuertz, Andrew Bailey	Marlon Byrd	2	Texas	A	4-0
Sept. 23, 2010	Dallas Braden, Brad Ziegler	Nelson Cruz	1	Texas	H	5-0
June 28, 2011	Gio Gonzalez, Andrew Bailey	Emilio Bonifacio	1	Florida	H	1-0
April 6, 2015	Sonny Gray, Evan Scribner	Ryan Rua	8	Texas	H	8-0
April 23, 2015	Jesse Chavez, Dan Otero, Tyler Clippard	Kole Calhoun	3	Los Angeles (AL)	A	0-2
June 11, 2015	Scott Kazmir, Evan Scribner	Elvis Andrus	5	Texas	H	7-0
Sept. 12, 2018	Liam Hendriks, Daniel Mengden, Ryan Dull, J.B. Wendelken, Aaron Brooks	Trey Mancini	1	Baltimore	A	10-0

## MOST RECENT ONE-HITTERS AGAINST ATHLETICS (31 TOTAL)

Date	Pitchers	Opponent	H/A	Score
May 30, 2018	Nathan Eovaldi, Wilmer Font, Vidal Nuno	Tampa Bay	H	0-6
July 31, 2015	Danny Salazar, Cody Allen	Cleveland	H	1-2
May 21, 2014	Erik Bedard, Brad Boxberger, Jake McGee, Joel Peralta, Grant Balfour	Tampa Bay	A	3-2
May 22, 2012	C.J. Wilson, Ernesto Frieri	Los Angeles (AL)	H	0-5
May 19, 2012	Ryan Vogelsong, Javier Lopez, Clay Hensley	San Francisco	A	0-4
April 10, 2012	Danny Duffy, Aaron Crow	Kansas City	H	0-3
Aug. 21, 2011	Luis Perez, Casey Janssen	Toronto	H	0-1
Sept. 2, 2010	CC Sabathia, Jonathan Albaladejo	New York (AL)	A	0-5
Aug. 16, 2010	Shaun Marcum	Toronto	H	1-3
June 7, 2007	Curt Schilling	Boston	H	0-1
July 7, 2006	John Lackey	Los Angeles (AL)	H	0-3
June 20, 2006	Jason Jennings, Tom Martin, Brian Fuentes	Colorado	A	0-6
May 21, 2006	Matt Cain	San Francisco	H	0-6
May 2, 1998	Roger Clemens, Paul Quantrill	Toronto	H	0-7
Sept. 2, 1996	David Cone, Mariano Rivera	New York (AL)	H	0-5

## OAKLAND ATHLETICS STEALS OF HOME

<b>1968</b>	Sal Bando vs. Detroit, May 26 Danny Cater vs. Chicago, September 24 Danny Cater vs. Minnesota, September 28	<b>1984</b>	Carney Lansford vs. Kansas City, June 18
<b>1969</b>	Danny Cater vs. Seattle, May 4	<b>1985</b>	Rob Picciolo at Boston, May 11 Mike Davis at Chicago, June 20 Donnie Hill vs. Cleveland, June 21 Mike Gallego at Chicago, September 21
<b>1974</b>	Angel Mangual vs. Detroit, May 27	<b>1986</b>	Alfredo Griffin at Seattle, April 18 Carney Lansford at Milwaukee, May 1 Dwayne Murphy at Milwaukee, July 6
<b>1976</b>	Claudell Washington vs. Minnesota, September 15	<b>1987</b>	Reggie Jackson at Seattle, April 18
<b>1978</b>	Taylor Duncan vs. Kansas City, July 2 (Game 1)	<b>1989</b>	Mike Gallego vs. California, April 22
<b>1979</b>	Wayne Gross at Seattle, April 11	<b>1991</b>	Jose Canseco at Minnesota, April 23 Mike Gallego at Seattle, August 15 Scott Brosius at Kansas City, October 2
<b>1980</b>	Rickey Henderson vs. California, April 20 Wayne Gross vs. Detroit, May 3 Dwayne Murphy vs. Detroit, May 3 Dwayne Murphy vs. Kansas City, May 28 Wayne Gross vs. Kansas City, May 28 Jeff Cox at Chicago, July 4 Rickey Henderson vs. Cleveland, July 19	<b>1992</b>	Mike Bordick vs. Kansas City, April 6 Carney Lansford vs. Detroit, July 19
<b>1981</b>	Dave McKay vs. Toronto, September 30	<b>1997</b>	Jose Canseco at Texas, May 22
<b>1982</b>	Davey Lopes at Seattle, April 17 Dave McKay vs. Cleveland, May 8 Rickey Henderson at Chicago, June 8 Rickey Henderson at California, July 26 Jeff Burroughs vs. Boston, August 20	<b>1998</b>	Miguel Tejada vs. Tampa Bay, September 6
<b>1983</b>	Bill Almon vs. Milwaukee, May 24 Mike Heath at Chicago, September 7 Mike Davis vs. Toronto, September 25	<b>2000</b>	Jason Giambi at Los Angeles (NL), June 11 Eric Chavez at Toronto, September 1
		<b>2006</b>	Jay Payton at Baltimore, July 17
		<b>2008</b>	Bobby Crosby at Texas, May 11 Carlos Gonzalez vs. Florida, June 22
		<b>2017</b>	Mark Canha at Los Angeles (AL), August 5
		<b>2018</b>	Mark Canha vs. Toronto, July 31

# CAREER GAMES PLAYED LEADERS

## FRANCHISE LEADERS

### Catcher

Mickey Cochrane.....	1148
Cy Perkins.....	1095
Terry Steinbach.....	1050
Frank Hayes.....	959
Kurt Suzuki.....	684
Ossee Schreckengost... 597	
Ramon Hernandez.....	591
Mike Heath.....	537
Mike Powers.....	518
Joe Astroth.....	511

### First Base

Harry Davis.....	1390
Mark McGwire.....	1251
Jimmie Foxx.....	1020
Stuffy McInnis.....	956
Dick Siebert.....	940
Ferris Fain.....	830
Jason Giambi.....	728
Joe Hauser.....	539
Daric Barton.....	534
Norm Siebern.....	471

### Second Base

Dick Green.....	1158
Max Bishop.....	1139
Mark Ellis.....	1021
Eddie Collins.....	996
Danny Murphy.....	810
Pete Suder.....	805
Jimmy Dykes.....	676
Jerry Lumpe.....	653
Tony Phillips.....	529
Mike Gallego.....	452

### Third Base

Sal Bando.....	1446
Eric Chavez.....	1233
Carney Lansford.....	1096
Frank Baker.....	896
Jimmy Dykes.....	791
Wayne Gross.....	719
Ed Charles.....	695
Lave Cross.....	675
Sammy Hale.....	641
Hank Majeski.....	583

### Shortstop

Bert Campaneris.....	1702
Chick Galloway.....	971
Miguel Tejada.....	935
Eddie Joost.....	907
Joe DeMaestri.....	890
Jack Barry.....	877
<b>Marcus Semien.....</b>	<b>716</b>
Mike Bordick.....	715
Monte Cross.....	711
Bobby Crosby.....	582

### Outfield

Rickey Henderson.....	1592
Bob Johnson.....	1399
Al Simmons.....	1256
Bing Miller.....	1230
Sam Chapman.....	1230
Reggie Jackson.....	1196
Dwayne Murphy.....	1177
Elmer Valo.....	1168
Topsy Hartsel.....	1110
Rube Oldring.....	1061

### Designated Hitter

Dave Kingman.....	428
Mitchell Page.....	355
<b>Khrist Davis.....</b>	<b>352</b>
Jack Cust.....	303
Erubiel Durazo.....	292
Dave Baines.....	271
Billy Williams.....	251
Geronimo Berroa.....	234
Dave Parker.....	201
Jose Canseco.....	196

### Pitcher

Dennis Eckersley.....	525
Eddie Plank.....	524
Rollie Fingers.....	502
Eddie Rommel.....	500
Paul Lindblad.....	479
Rube Walberg.....	412
Lefty Grove.....	402
Rick Honeycutt.....	387
Chief Bender.....	385
Jim Hunter.....	363

## OAKLAND LEADERS

### Catcher

Terry Steinbach.....	1050
Kurt Suzuki.....	684
Ramon Hernandez.....	591
Mike Heath.....	537
Gene Tenace.....	446
Jeff Newman.....	438
Dave Duncan.....	423
Jason Kendall.....	368
Jim Essian.....	316
Stephen Vogt.....	315

### First Base

Mark McGwire.....	1251
Jason Giambi.....	728
Daric Barton.....	534
Scott Hatteberg.....	420
Bruce Bochte.....	387
Gene Tenace.....	385
Dave Revering.....	337
<b>Matt Olson.....</b>	<b>336</b>
Dan Johnson.....	283
Danny Cater.....	253

### Second Base

Mark Ellis.....	1021
Dick Green.....	721
Tony Phillips.....	529
Mike Gallego.....	452
Brent Gates.....	397
Jed Lowrie.....	378
Eric Sogard.....	323
Phil Garner.....	322
Scott Spiezio.....	300
Mike Edwards.....	269

### Third Base

Sal Bando.....	1395
Eric Chavez.....	1233
Carney Lansford.....	1096
Wayne Gross.....	719
Scott Brosius.....	398
<b>Matt Chapman.....</b>	<b>385</b>
Josh Donaldson.....	376
Jack Hannahan.....	218
Craig Paquette.....	193
Kevin Kouzmanoff.....	188

### Shortstop

Bert Campaneris.....	1272
Miguel Tejada.....	935
<b>Marcus Semien.....</b>	<b>716</b>
Mike Bordick.....	715
Bobby Crosby.....	582
Walt Weiss.....	522
Cliff Pennington.....	466
Alfredo Griffin.....	461
Rob Picciolo.....	452
Mario Guerrero.....	301

### Outfield

Rickey Henderson.....	1592
Dwayne Murphy.....	1177
Reggie Jackson.....	1162
Jose Canseco.....	851
Joe Rudi.....	846
Mike Davis.....	695
Tony Armas.....	679
Coco Crisp.....	665
Dave Henderson.....	636
Bill North.....	627

### Designated Hitter

Dave Kingman.....	428
Mitchell Page.....	355
<b>Khrist Davis.....</b>	<b>352</b>
Jack Cust.....	303
Erubiel Durazo.....	292
Harold Baines.....	271
Billy Williams.....	251
Geronimo Berroa.....	234
Dave Parker.....	201
Jose Canseco.....	196

### Pitcher

Dennis Eckersley.....	525
Rollie Fingers.....	502
Paul Lindblad.....	391
Rick Honeycutt.....	387
Buddy Groom.....	301
Jerry Blevins.....	281
Gene Nelson.....	281
Bill Taylor.....	281
Vida Blue.....	273
Jim Hunter.....	266

## OAKLAND A'S CONSECUTIVE GAMES PLAYED

594	Miguel Tejada (June 2, 2000-September 28, 2003)
456	Terrence Long (July 13, 2000 to June 4, 2003)
347	Alfredo Griffin (April 9, 1985-April 30, 1987)
<b>243</b>	<b>Marcus Semien (June 28, 2018-present)</b>
203	Danny Cater (July 7, 1968-August 24, 1969)

199	Sal Bando (August 27, 1968-April 14, 1970)
198	Tony Armas (July 11, 1980-April 16, 1982)
176	Sal Bando (June 13, 1970-June 27, 1971)
169	Sal Bando (April 6, 1973-April 14, 1974)
169	Gene Tenace (May 25, 1973-May 31, 1974)

# HOMESTANDS AND ROAD TRIPS

## BEST HOMESTANDS

W-L	Year	Dates	Opponents
7-0	2004	Aug. 23-29	Baltimore 4, Tampa Bay 3
7-0	2001	Sept. 3-10	Baltimore 3, Tampa Bay 3, Texas 1
7-0	1992	Sept. 10-16	Seattle 4, Minnesota 3
6-0	2014	July 3-8	Toronto 4, San Francisco 2
6-0	2012	Sept. 28-Oct. 3	Seattle 3, Texas 3
6-0	2006	June 13-18	Seattle 3, Los Angeles (NL) 3
6-0	2003	Aug. 26-31	Baltimore 3, Tampa Bay 3
6-0	2001	Sept. 21-27	Seattle 3, Anaheim 3
6-0	2001	Aug. 7-12	Boston 3, New York 3
6-0	2001	May 15-20	New York 3, Chicago 3
6-0	1970	Sept. 1-6	Chicago 3, Kansas City 3
11-1	2004	June 1-13	Chicago 2, Toronto 4, Cincinnati 3, Pittsburgh 3
9-1	1976	Aug. 6-15	California 4, Milwaukee 3, Boston 3

## WORST HOMESTANDS

W-L	Year	Dates	Opponents
1-9	1979	July 6-15	New York 4, Baltimore 3, Boston 3
1-8	2001	April 6-15	Anaheim 3, Seattle 3, Texas 3
1-8	1993	Aug. 27-Sept. 5	Detroit 3, Toronto 3, Baltimore 3
1-8	1982	June 15-23	Chicago 3, Toronto 3, Kansas City 3
1-7	1978	Aug. 15-23	New York 2, Boston 3, Baltimore 3
1-6	1994	April 27-May 4	Boston 2, New York 3, Baltimore 2
2-10	1977	July 26-Aug. 7	California 3, New York 3, Baltimore 2, Boston 4
1-5*	2016	Sept. 19-25	Houston 3, Texas 3

\*13 times total; homestand listed is most recent

## BEST ROAD TRIPS

W-L	Year	Dates	Opponents
10-0	2002	Aug. 19-28	Cleveland 4, Detroit 3, Kansas City 3
8-0	1981	April 9-16	Minnesota 4, California 4
6-0	2013	April 5-11	Houston 3, Los Angeles 3
10-1	1988	April 21-May 3	Chicago 4, Toronto 3, Cleveland 2, Detroit 2
10-1	1971	April 12-22	Milwaukee 2, Minnesota 2, Chicago 4, California 3
8-1	1990	Sept. 3-12	Boston 3, New York 3, Seattle 3
6-1*	2019	Sept. 9-15	Houston 4, Texas 3

\*10 times total; road trip listed is most recent

## WORST ROAD TRIPS

W-L	Year	Dates	Opponents
0-9	1995	Sept. 22-Oct. 1	Seattle 3, Texas 2, California 4
0-8	1994	April 19-26	Boston 3, New York 3, Baltimore 2
0-8	1976	May 17-23	Minnesota 2, Kansas City 2, Chicago 4
0-7	2015	Aug. 11-17	Toronto 3, Baltimore 4
0-7	1998	July 21-27	Baltimore 3, Tampa Bay 4
0-7	1986	June 5-11	Chicago 4, Cleveland 3
0-7	1979	June 11-17	Detroit 2, Cleveland 2, Toronto 3
0-6	2017	Aug. 28-Sept. 3	Los Angeles (AL) 3, Seattle 3
0-6	1999	May 18-23	Kansas City 3, Minnesota 3
0-6	1998	April 10-15	New York 3, Boston 3
0-6	1995	July 14-18	Cleveland 4, Milwaukee 2
1-9	2011	June 3-12	Boston 3, Baltimore 3, Chicago 4
1-9	2008	August 1-10	Boston 3, Toronto 4, Detroit 3
1-9	1981	May 12-21	New York 3, Milwaukee 3, Baltimore 2, Boston 2

All homestand and road trip records based on a minimum of six games.

# LONGEST GAMES IN OAKLAND HISTORY

Innings	Opponent	Date	Score
21	at Washington	June 4, 1971	W, 5-3
20	California	July 9, 1971	W, 1-0
19	Chicago	Aug. 10-11, 1972	W, 5-3
19	Los Angeles (AL)	April 29, 2013	W, 10-8
18	Baltimore	Aug. 24, 1969	W, 9-8
18	Minnesota	Sept. 6, 1969	L, 6-8
18	at Minnesota	August 8, 2004	W, 6-5
18	New York (AL)	June 13, 2013	W, 3-2
17	Milwaukee	May 23, 1983	W, 5-4
17	Los Angeles (NL)	June 17, 2006	W, 5-4
16	California	Apr. 8, 1982	L, 6-8
16	Seattle (1)	Apr. 11, 1982	L, 3-6
16	Minnesota	Apr. 20, 1982	W, 4-3
16	Chicago	June 10, 1983	W, 2-1
16	at Toronto	July 3, 1988	W, 9-8
16	at Cleveland	July 4, 1988	W, 4-2
16	at New York (AL)	August 9, 2002	W, 3-2
16	at Cleveland	August 31, 2011	L, 3-4



# GAME TIMES

## LONGEST GAMES IN OAKLAND HISTORY

Time	Opponent	W-L	Date
6:32	Los Angeles-AL (19)	W, 10-8	April 29, 2013
6:00	at New York-AL (16)	W, 3-2	Aug. 9, 2002
5:48	Chicago-AL (14)	W, 12-11	April 18, 2018
5:43	at New York-AL (14)	L, 9-10	Sept. 22, 2012
5:35	New York-AL (18)	W, 3-2	June 13, 2013
5:31	California (16)	L, 8-6	Apr. 8, 1982

Time	Opponent	W-L	Date
5:31	Chicago (19) *	W, 5-3	Aug. 10, 1972
5:19	Texas (15)	L, 4-16	July 3, 1983
5:19	at Washington (21)	W, 5-3	June 4, 1971
5:18	Seattle (1) (16)	L, 6-3	Apr. 11, 1982

\* Suspended game; completed on August 11, 1972.

## LONGEST NINE-INNING GAMES IN OAKLAND HISTORY

Time	Opponent	W-L	Date
4:31	at New York (AL)	L, 9-22	Aug. 25, 2011
4:15	San Francisco	L, 8-9	June 23, 2012
4:15	at Tampa Bay	W, 13-9	May 31, 2002
4:13	at Los Angeles (AL)	L, 9-10	June 5, 2019
4:12	at Los Angeles (AL)	W, 11-10	August 6, 2017

Time	Opponent	W-L	Date
4:09	at Texas	W, 9-8	Sept. 13, 2013
4:09	Detroit	W, 12-7	Apr. 7, 1993
4:08	at Texas	L, 9-12	Sept. 9, 2007
4:06	at Houston	W, 12-5	April 25, 2014
4:06	at New York (AL)	L, 17-13	Apr. 10, 1998

## QUICKEST NINE-INNING GAMES IN OAKLAND HISTORY

Time	Opponent	W-L	Date
1:35	Kansas City	W, 2-1	Sept. 28, 1971
1:37	New York	L, 3-0	May 10, 1975
1:39	Texas	W, 4-1	May 22, 1973
1:39	Boston	W, 3-2	Aug. 8, 1975
1:42	at New York	W, 6-0	May 31, 1973

Time	Opponent	W-L	Date
1:43	Cleveland	W, 3-1	May 3, 1974
1:43	at Texas (1)	W, 1-0	Sept. 15, 1978
1:43	at Minnesota	L, 1-0	Aug. 12, 1979
1:44	Detroit	W, 4-0	June 8, 1975
1:44	Texas	W, 1-0	July 30, 1975

**Note:** The last time the A's played a game in under 2:00 was on July 8, 2008 vs. Seattle in Oakland (1:49).

# OAKLAND A'S AT THE ALL-STAR BREAK

Year	Record	Pos.	GB/GA	Leader
1968	39-43	6	-15.5	Detroit
1969	53-39	2	-4.0	Minnesota
1970	47-40	3	-9.5	Minnesota
1971	56-31	1	+11.5	Oakland
1972	56-35	1	+6.5	Oakland
1973	56-42	1	+2.5	Oakland
1974	55-41	1	+5.0	Oakland
1975	55-32	1	+8.5	Oakland
1976	44-41	3	-8.5	Kansas City
1977	39-51	6	-15.0	Chicago
1978	43-44	4	-3.5	California
1979	25-69	7	-30.5	California
1980	36-45	4	-11.5	Kansas City
1981	37-23*	1	+1.5	Oakland
1982	38-50	6	-12.0	California
1983	37-43	5	-8.0	Texas
1984	43-45	4	-3.0	Chicago
1985	46-41	2	-6.0	California
1986	34-56	7	-15.5	California
1987	46-41	t2	-2.0	Minnesota
1988	54-34	1	+5.5	Oakland
1989	52-36	2	-1.5	California
1990	51-31	1	+1.0	Oakland
1991	44-38	5	-2.5	Texas
1992	51-36	2	-2.0	Minnesota
1993	38-46	6	-6.0	Chicago
1994	39-48	2	-3.0	Texas

Year	Record	Pos.	GB/GA	Leader
1995	36-35	3	-4.0	California/Texas
1996	43-45	t3	-8.5	Texas
1997	37-52	4	-13.0	Seattle
1998	41-45	3	-8.0	Anaheim
1999	43-44	2	-5.0	Texas
2000	48-38	3	-3.0	Seattle
2001	44-43	2	-19.0	Seattle
2002	50-38	3	-5.0	Seattle
2003	54-39	2	-4.0	Seattle
2004	47-39	2	-2.0	Texas
2005	44-43	3	-7.5	Los Angeles
2006	45-43	t1	—	Oakland/Texas
2007	44-44	3	-9	Los Angeles
2008	51-44	2	-6	Los Angeles
2009	37-49	4	-12	Los Angeles
2010	43-46	3	-7.5	Texas
2011	39-53	4	-12	Texas
2012	43-43	3	-9	Texas
2013	56-39	1	+2	Oakland
2014	59-36	1	+1½	Oakland
2015	41-50	5	-8½	Los Angeles
2016	38-51	4	-15½	Texas
2017	39-50	5	-21	Houston
2018	55-42	3	-8	Houston
2019	51-41	2	-7	Houston

\* Strike Break

# HIGH SCORING GAMES IN OAKLAND HISTORY

## ATHLETICS

Score	Opponent	Date
23-2	Texas	Sept. 30, 2000
21-7	at Houston	Sept. 10, 2019
21-3	Los Angeles (AL)	Sept. 20, 2018
21-3	at Kansas City	June 18, 2000
21-7	at Boston	June 14, 1969
20-2	Boston	Aug. 31, 2012
19-4	at Kansas City	Aug. 26, 2019
19-5	Texas	Sept. 29, 1991
19-5	at New York	Aug. 29, 1989
19-3	at Milwaukee	May 15, 1985
18-3	at Minnesota	Sept. 11, 2013
18-2	at California	June 27, 1996

## OPPONENTS

Score	Opponent	Date
22-9	at New York	Aug. 25, 2011
20-4	at Detroit	Apr. 13, 1993
20-6	Cleveland	May 4, 1991
20-11	at Minnesota	Apr. 27, 1980
18-2	at Baltimore	Aug. 16, 2015
18-3	at Colorado	July 18, 2000
18-2	San Francisco	June 4, 2000
18-2	New York	Aug. 26, 1997
18-5	Baltimore	Aug. 15, 1996
18-11	at Toronto	July 29, 1995

# BIGGEST COMEBACKS AND BLOWN LEADS

## BIGGEST COME-FROM-BEHIND VICTORIES IN OAKLAND HISTORY

Deficit	Score	Inn.	Opponent	Date	Final Score
10	2-12	B3	Minnesota	July 20, 2009	14-13
8	0-8	B2	Kansas City	June 18, 1993	10-9
8	0-8	T3	at Toronto	August 21, 2006	12-10
8	2-10	T7	at Texas	July 24, 2018	13-10 (10)
7	1-8	T6	at Chicago	May 22, 1970	9-8
7	0-7	B5	Minnesota	Sept. 28, 1972	8-7
7	0-7	T3	at California	July 30, 1983 (1)	13-8
7	1-8	T6	at Chicago	May 21, 1993	12-11
7	0-7	B3	Boston	May 3, 1999	12-11 (10)
7	1-8	B3	Baltimore	June 19, 2000	13-12 (10)
7	0-7	B5	Detroit	Sept. 2, 2007	8-7 (10)
7	2-9	T5	at Los Angeles (AL)	Sept. 26, 2009	15-10

**Notes:** The all-time Athletics franchise record for biggest come-from-behind victory is also the Major League record, set by the Philadelphia A's on June 15, 1925 against Cleveland...the A's trailed by 12 runs in that game but scored 13 runs in the bottom of the eighth inning to win, 17-15...twice in Oakland history the A's have erased leads of eight or more runs, only to eventually lose the game...in the second game of a doubleheader at Toronto on Sept. 15, 1982, the A's trailed the Blue Jays 11-2 after six innings, but came back to tie the game at 11 before the Blue Jays scored one run in the bottom of the ninth for the 12-11 victory...on April 14, 2001, the A's trailed the Texas Rangers, 8-0 heading into the bottom of the fourth inning and tied the game at eight before the Rangers scored one in the top of the ninth for the 9-8 victory.

## LARGEST LEADS SURRENDERED IN OAKLAND LOSSES

Lead	Score	Inn.	Opponent	Date	Final Score
8	15-7	B7	at Texas	May 5, 2000	16-17
7	7-0	T5	Kansas City	Sept. 6, 1978	8-11 (12)
7	7-0	B6	at Texas	May 25, 2006	7-8
6*	7-1	B3	at Los Angeles (AL)	June 5, 2019	9-10

\*16 times total; game listed is most recent

**Notes:** The A's blew an 11-0 lead to Kansas City on Sept. 4, 2002, but won the game 12-11 on a pinch hit, game-ending home run by Scott Hatteberg in the bottom of the ninth inning...the win gave the A's their American League-record 20th consecutive victory...three other times in Oakland history the A's have blown seven-run leads only to win the game...the last time was on April 24, 1997 vs. Minnesota, when the A's led 8-1 after four innings and fell behind 11-8 before tying the game in the bottom of the ninth...the A's eventually won in 11 innings, 12-11...the Athletics franchise record was set on June 17, 1936 when the Philadelphia A's led the St. Louis Browns 13-2 entering the bottom of the sixth inning...the Browns scored once in the bottom of the sixth, three times in the seventh, seven times in the eighth and once in the ninth for a 14-13 win.

# THE LAST TIME IT HAPPENED

## OAKLAND PITCHING – TEAM

**No-Hitter:** vs. Cincinnati, May 7, 2019 (Fiers)

**One-Hitter:** at Baltimore, September 12, 2018 (Hendriks, Mengden, Dull, Wendelken, Brooks)

**Two-Hitter:** vs. Texas, September 20, 2019 (Fiers, Bassitt)

**Back-to-Back Complete Games:** at Chicago, July 31, 2010 (Braden) and Aug. 1 (Gonzalez); vs. Kansas City, Aug. 2 (Cahill)

**Four Straight Complete Games:** April 24-28, 1982 (at California; at California; at Baltimore DH)

**Back-to-Back Shutouts:** vs. Kansas City, Sept. 18, 2019 (1-0) and vs. Texas, Sept. 20, 2019 (8-0)

**Back-to-Back Complete Game Shutouts:** vs. Tampa Bay, Sept. 9 (Hudson) and Sept. 10 (Zito), 2000

**Back-to-Back 10 Strikeout Games by Individuals:** vs. Detroit, September 7 (Bassitt, 11) and 8 (Manaea, 10), 2019

## OAKLAND PITCHING – INDIVIDUAL

**No-Hitter:** Mike Fiers vs. Cincinnati, May 7, 2019

**One-Hitter:** Cory Lidle at Cleveland, August 21, 2002

**Two-Hitter:** Daniel Mengden vs. Arizona, May 26, 2018

**10 or More Strikeouts:** Homer Bailey (11) vs. Kansas City, September 18, 2019

**12 or More Strikeouts:** Trevor Cahill (12) vs. Baltimore, May 5, 2018

**13 or More Strikeouts:** Todd Stottlemyre (15) vs. Kansas City, June 16, 1995

**Back-to-Back Games, 10 or More Strikeouts:** Brandon McCarthy at Cle., Aug. 29, 2011 (10); vs. Sea., Sept. 3, 2011 (10)

**Four Strikeouts in One Inning:** Ryan Dull vs. Chicago (AL), April 17, 2018 (8th)

**Complete Game, ML Debut:** Mike Morgan vs. Baltimore, June 11, 1978

**Complete Game Shutout, ML Debut:** Mike Norris vs. Chicago, Apr. 10, 1975

**Back-to-Back Complete Games:** Brandon McCarthy at Cleveland, August 29, 2011; vs. Seattle, September 3, 2011

**Three Straight Complete Games:** Mark Mulder vs. Minnesota, May 9; at Kansas City, May 15; vs. Kansas City, May 21, 2004

**Back-to-Back Shutouts:** Mark Mulder at Arizona, July 6, 2001; vs. Los Angeles, July 12, 2001

**More Than 9 Innings Pitched:** Todd Stottlemyre (10.0) vs. Kansas City, June 16, 1995

**Position Player Pitched:** Nick Martini at Houston, July 22, 2019

**Home Run by Pitcher:** John "Blue Moon" Odom vs. California, Sept. 4, 1972 (G1)

## OAKLAND HITTING – TEAM

**Three Straight Home Runs:** vs. Texas, April 15, 2006 (Chavez, Thomas, Bradley)

**Three Home Runs, Inning:** at Houston, September 10, 2019 (Murphy, Semien, Olson)

**Four Home Runs, Inning:** vs. Chicago (B3), Apr. 27, 2002 (Hatteberg, Long, Pena, Menechino)

**Five or More Home Runs, Game:** 5, at Texas, September 13, 2019 (Davis 2, Laureano, Olson, Semien)

**Six or More Home Runs, Game:** 6, at Houston, September 10, 2019 (Murphy 2, Olson 2, Davis, Semien)

**Seven or More Home Runs, Game:** 8 at California, June 27, 1996 (Berroa, Brosius 2, Giambi, Herrera, McGwire, Steinbach, Young)

**Two Grand Slams, Game:** at Seattle, September 10, 2007 (Suzuki and Johnson)

**Home Runs by First Two Batters of Game:** Terrence Long and Randy Velarde vs. Kansas City, May 16, 2000

**10 or More Plate Appearances, Inning:** 12 vs. Texas, September 21, 2019 (1st)

**13 or More Plate Appearances, Inning:** 13 vs. Baltimore, June 18, 2019 (6th)

**14 or More Plate Appearances, Inning:** 15 at Baltimore, September 12, 2018 (3rd)

**16 or More Plate Appearances, Inning:** 18 vs. California, July 5, 1996 (1st)

**10 or More Runs, Inning:** vs. Baltimore, June 18, 2019 (10 in b-6th)

**20 or More Hits, Game:** at Houston, September 10, 2019 (25)

**Back-to-Back Games of 10 or More Runs:** at Baltimore, April 9-10, 2019 (13-2, 10-3)

**Three Straight Games of 10 or More Runs:** vs. Houston, September 9-10, 2017 (11-1, 11-4, 10-2)

**Four or More Stolen Bases, Game:** at Los Angeles (AL), August 5, 2017 (4)

**Five or More Stolen Bases, Game:** vs. Chicago (AL), July 5, 2017 (6)

**Seven or More Stolen Bases, Game:** at Tampa Bay, August 6, 2011 (7)

**Three or More Stolen Bases, Inning:** vs. Chicago (AL), July 5, 2017 (3 in 4th)

**Four or More Stolen Bases, Inning:** vs. Seattle, September 8, 2010 (4 in 6th)

**No Strikeouts, Game:** at Detroit, July 1, 2014

## OAKLAND HITTING – INDIVIDUAL

**Lead-Off Home Run:** Marcus Semien at Seattle, September 27, 2019

**Inside-the-Park Home Run:** Nick Swisher at New York, June 11, 2006

(Note: Mark Kotsay had an ITPHR at Minnesota in Game 2 of the ALDS, October 4, 2006)

**Pinch-Hit Home Run:** Nick Martini at Chicago (NL), August 5, 2019

**Pinch Hit Grand Slam:** Scott Sizemore at Texas, September 10, 2011

**Pinch Hit Game Ending Home Run:** Chris Carter vs. Seattle, July 6, 2012

**Walk Off Home Run:** Matt Olson vs. Milwaukee, July 30, 2019

**Walk Off Grand Slam:** Khris Davis vs. Texas, May 17, 2016

**Inside-the-Park Grand Slam:** Jim Essian vs. Toronto, June 10, 1979

## *The Last Time It Happened, continued*

**Inside-the-Park Walk Off Home Run:** Reggie Jackson vs. Boston, August 22, 1971

**Two Home Runs, Game:** Khris Davis at Texas, September 13, 2019

**Three Home Runs, Game:** Khris Davis vs. Texas, May 17, 2016

**Back-to-Back Multi-Homer Games:** Matt Chapman at San Francisco, August 14, 2019 and vs. Houston, August 15, 2019

**Two Players, Multi-HR, Same Game:** Sean Murphy and Matt Olson at Houston, September 10, 2019

**Two Home Runs, Same Inning:** Mark McGwire at Seattle (T5), Sept. 22, 1996

**Home Runs From Both Sides of the Plate:** Coco Crisp at New York (AL), August 24, 2011

**Home Run First Major League At Bat:** Terry Steinbach at Cleveland, Sept. 12, 1986

**Home Run, First Major League Hit:** Sean Murphy vs. Los Angeles (AL), Sept. 4, 2019

**Hit First Major League At Bat:** Seth Brown at Kansas City, August 26, 2019

**Five Hits, Game:** Josh Donaldson at Chicago (AL), September 9, 2014

**Two Hits, Same Inning:** Matt Chapman vs. Texas, September 21, 2019 (1st)

**Five or More RBI, Same Inning:** Mark McGwire at Seattle, September 22, 1996 (5th)

**Three Steals, Game:** Rajai Davis at Los Angeles (AL), August 5, 2017

**Four Steals, Game:** Rajai Davis vs. Chicago (AL), July 5, 2017

**Five Steals, Game:** Rickey Henderson vs. Seattle, July 29, 1989

**Steal of Home:** Mark Canha vs. Toronto, July 31, 2018

**Hitting for the Cycle:** Mark Ellis vs. Boston, June 4, 2007

**Two Strikeouts, Inning:** Khris Davis vs. Houston, September 9, 2017 (G#1)

**Hitless Streak, 20 or more at bats:** 20, Josh Phegley, August 27-September 5, 2019

**Hitless Streak, 21 or more at bats:** 25, Trevor Plouffe, May 27-June 5, 2017

**Hitless Streak, 26 or more at bats:** 28, Stephen Vogt, July 23-August 3, 2015

**Hitless Streak, 29 or more at bats (single season):** 33, Josh Donaldson, June 6-15, 2014

**Hitless Streak, 34 or more at bats (single season):** 34, Adam Rosales, June 30-September 26, 2011

## **OAKLAND FIELDING**

**Four or More Errors, Game:** 4, vs. Tampa Bay, May 30, 2018

**Five or More Errors, Game:** 5, vs. Seattle, April 1, 2011

**Six or More Errors, Game:** 7 vs. Cleveland, June 7, 1987

**Three Errors by Team, Inning:** at Houston, April 29, 2018

**Triple Play:** vs. Minnesota, August 21, 2012 (Josh Donaldson to Adam Rosales to Chris Carter)

**Turned Four or More DPs, Game:** 5 vs. Seattle, May 24, 2018

## **OAKLAND MISCELLANEOUS – TEAM**

**Four-Game Series, Sweep:** at Detroit, May 16-19, 2019

**Four-Game Series, Swept:** at Toronto, July 24-27, 2017

**Tie Game:** vs. Detroit, May 24, 1968 (2-2)

**Three Consecutive Extra Inning Games:** at Chicago, April 11-13, 2011 (10, 10, 10)

**Rain Shortened Game:** at Detroit, August 27, 2013

**Game Postponed:** at Texas, April 13, 2019

**Game Cancelled:** at Baltimore, September 6, 2008

**Game Suspended:** at Detroit, May 19, 2019 (completed at Oakland, September 6)

**Played a Game Under 2:00:** 1:49, July 8, 2008 vs. Seattle

**Doubleheader:** at Chicago (AL), June 22, 2018

**Scheduled Doubleheader:** at Tampa Bay, June 10, 2017

**Day-Night Doubleheader:** at Texas, June 8, 2019

**Doubleheader, Sweep:** vs. Houston, September 9, 2017 (11-1, 11-4)

**Doubleheader, Swept:** at Texas, May 29, 2009 (3-6, 2-5)


**Player Ejection:** Stephen Piscotty vs. Houston, June 2, 2019

**Manager Ejection:** Bob Melvin at Tampa Bay, June 12, 2019

**Coach Ejection:** Darren Bush vs. Los Angeles (AL), September 4, 2017



*Matt Chapman and  
Matt Olson both won  
their second consecutive  
American League Gold  
Gloves in 2019.*



## ATHLETICS HISTORY

---

From its beginnings in Philadelphia to its current version in Oakland, the Athletics franchise has been one of the most storied in Major League history. The A's have won nine World Championships, 15 Pennants and 16 Divisions Titles in 119 years in the American League. Only the New York Yankees (27) and St. Louis Cardinals (11) have won more World Series and only the Yankees (40) have more American League Pennants.

The A's were one of the eight original AL franchises when the league was born in 1901. Connie Mack was named manager of the Philadelphia entry and would guide the A's for 50 years, winning five World Championships and 3,582 games. The Hall of Famer was also an owner of the club for all 54 years in Philadelphia.

Under Mack's leadership, the A's would win six of the first 14 AL Pennants, including World Series titles in 1910, 11 and 13. The first dynasty featured the "\$100,000 infield" of Stuffy McInnis, Eddie Collins, Jack Barry and Frank "Home Run" Baker as well as Hall of Fame pitchers Chief Bender, Eddie Plank and Rube Waddell. Waddell led the AL in strikeouts each year from 1902-07 and Baker earned the "Home Run" nickname by topping the AL in round trippers from 1911-14, with 11, 10, 12 and nine.

The A's won 99 games in 1914 but dropped off to 43 wins in 1915 as the club sold off many of its star players, a pattern that would continue throughout the history of the franchise. The A's had seven straight last place finishes through 1921, but a second dynasty was on the horizon.

Mack again began to assemble Hall of Fame talent in the mid-20's, putting together one of the most feared batting orders in baseball history with catcher Mickey Cochrane, first baseman Jimmie Foxx and outfielder Al Simmons. Add in another Hall of Famer on the mound in Lefty Grove and the A's would win 100 games in three straight seasons, including back-to-back World Championships in 1929 and '30.

The A's won their ninth AL Pennant with a 107-win season in 1931 as Grove won AL Most Valuable Player honors. Foxx won back-to-back MVPs in 1932 and 1933, setting franchise records for home runs (58) and RBI (169) in 1932. However, economics again led Mack to sell or trade his best players. The club would post 13 consecutive losing seasons from 1934-46 and would finish no higher than fourth place in the final 21 years in Philadelphia.

Connie Mack managed his final season in 1950 at the age of 87 and the Mack family sold the club to Arnold Johnson, who moved the A's to Kansas City in 1955.

The A's finished in sixth place in their first season in Kansas City, but that would be their highest finish in the midwest, which featured 13 losing seasons. The club again began to develop talent, but most, including the likes of Roger Maris and 1952 AL MVP Bobby Shantz, would end up being traded to the Yankees. Following the death of Johnson in 1960, the A's were sold to Charlie Finley.

Finley began assembling another talented group of A's players, signing Jim "Catfish" Hunter, Rollie Fingers, Bert Campaneris and Joe Rudi and drafting Reggie Jackson, Sal Bando and Vida Blue. While most of these players had limited time with the Kansas City A's, they would form the nucleus of the next A's dynasty.

The A's moved to Oakland in 1968 and won 82 games that year for their first winning season in 16 years. After back-to-back second place finishes in 1969 and '70, the A's won five straight American League West titles from 1971-75. Anchored by Hall of Famers Hunter, Fingers and Jackson, the A's won three straight World Championships from 1972-74.

Although the A's won 98 games in 1975, the third Athletics dynasty was already coming to an end with the departure of Hunter via free agency prior to the season. The rest of the players would be traded in the next two years and the A's reached a low in Oakland with a 108-loss season in 1979. However, that year saw the debut of the next A's superstar, Rickey Henderson.

Billy Martin was hired to manage the A's in 1980 and Henderson flourished under Martin, stealing 100 bases that year and a record 130 in 1982. Finley sold the A's to Haas Family following the 1980 season and Billy Ball, featuring Henderson on the bases and starting pitchers going the distance, was born. The A's won the West in the strike-shortened 1981 season but would face a seven-year drought before returning to the postseason.

The turnaround began in 1986 with the hiring of Tony La Russa as manager and the signing of Dave Stewart as a free agent. A trade for future Hall of Famer Dennis Eckersley in 1987 led to the emergence of the modern day closer, and three straight rookies of the year in Jose Canseco (1986), Mark McGwire (1987) and Walt Weiss (1988) gave the A's the ingredients for a run of four AL West Championships in five years from 1988-92.

Oakland made three straight World Series appearances from 1988-90, including a World Championship in 1989 that was buoyed by the return of Henderson to Oakland. Two years later on May 1, 1991, Henderson would break Lou Brock's Major League stolen base record with his 939th steal.

The A's had MVPs in 1988 (Canseco), 1990 (Henderson) and 1992 (Eckersley) and Cy Youngs in Bob Welch (1990) and Eckersley (1992), but this time it was age that ended the A's run. While the A's have not won the World Series since the 1989 sweep of the cross-bay rival San Francisco Giants, there has been no shortage of postseason berths in the 21st century.

The Moneyball teams of the early 2000's featuring the Big Three of Tim Lincecum, Mark Mulder and 2002 Cy Young winner Barry Zito, and the offensive power of 2000 MVP Jason Giambi, 2002 MVP Miguel Tejada and Gold Glove Eric Chavez, made four straight postseason appearances from 2000-03 and another in 2006. The 2002 club set a then-AL record with a 20-game winning streak, capped off by a Scott Hatteberg pinch hit home run.

The Bob Melvin-led A's have returned to the postseason five times in the last eight years, including back-to-back AL West titles in 2012-13.

# NOTABLE PERFORMANCES & AWARD WINNERS

## WORLD CHAMPIONSHIPS (9)

Year	Record	Opponent
1910	102-48	Chicago
1911	101-50	New York
1913	96-57	New York
1929	104-46	Chicago
1930	102-52	St. Louis
1972	93-62	Cincinnati
1973	94-68	New York
1974	90-72	Los Angeles
1989	99-63	San Francisco

## AMERICAN LEAGUE PENNANTS (15)

Year	Record	Manager
1902	83-53	Connie Mack
1905	92-56	Connie Mack
1910	102-48	Connie Mack
1911	101-50	Connie Mack
1913	96-57	Connie Mack
1914	99-53	Connie Mack
1929	104-46	Connie Mack
1930	102-52	Connie Mack
1931	107-45	Connie Mack
1972	93-62	Dick Williams
1973	94-68	Dick Williams
1974	90-72	Alvin Dark
1988	104-58	Tony La Russa
1989	99-63	Tony La Russa
1990	103-59	Tony La Russa

## AMERICAN LEAGUE WEST DIVISION TITLES (16)

Year	Record	Manager
1971	101-60	Dick Williams
1972	93-62	Dick Williams
1973	94-68	Dick Williams
1974	90-72	Alvin Dark
1975	98-64	Alvin Dark
1981	64-45	Billy Martin
1988	104-58	Tony La Russa
1989	99-63	Tony La Russa
1990	103-59	Tony La Russa
1992	96-66	Tony La Russa
2000	91-70	Art Howe
2002	103-59	Art Howe
2003	96-66	Ken Macha
2006	93-69	Ken Macha
2012	94-68	Bob Melvin
2013	96-66	Bob Melvin

## AMERICAN LEAGUE WILD CARDS (4)

Year	Record	Manager
2001	102-60	Art Howe
2014	88-74	Bob Melvin
2018	97-65	Bob Melvin
2019	97-65	Bob Melvin

## AMERICAN LEAGUE

### MOST VALUABLE PLAYERS (11)

Lefty Grove	1931
Jimmie Foxx	1932
Jimmie Foxx	1933
Bobby Shantz	1952
Vida Blue	1971
Reggie Jackson	1973
Jose Canseco	1988
Rickey Henderson	1990
Dennis Eckersley	1992
Jason Giambi	2000
Miguel Tejada	2002

### AMERICAN LEAGUE CY YOUNG AWARDS (5)

Vida Blue	1971
Jim Hunter	1974
Bob Welch	1990
Dennis Eckersley	1992
Barry Zito	2002

### AMERICAN LEAGUE ROOKIES OF THE YEAR (8)

Harry Byrd	1952
Jose Canseco	1986
Mark McGwire	1987
Walt Weiss	1988
Ben Grievie	1998
Bobby Crosby	2004
Huston Street	2005
Andrew Bailey	2009

### AMERICAN LEAGUE MANAGERS OF THE YEAR (4)

Tony La Russa	1988
Tony La Russa	1992
<b>Bob Melvin</b>	<b>2012</b>
<b>Bob Melvin</b>	<b>2018</b>

## POSTSEASON BESTS

World Championships		Division Titles	
Yankees	27	Yankees	19
Cardinals	11	Braves	19
<b>Athletics</b>	<b>9</b>	Dodgers	18
Red Sox	9	<b>Athletics</b>	<b>16</b>
Giants	8	Cardinals	15
League Championships*		Postseason Appearances	
Yankees	40	Yankees	55
Giants	21	Dodgers	33
Dodgers	20	Cardinals	29
Cardinals	19	<b>Athletics</b>	<b>28</b>
<b>Athletics</b>	<b>15</b>	Giants	26

\*since 1901

**LEAGUE LEADERS**

**Batting Champions (6)**

Year	Name	Avg.
1901	Nap Lajoie	.426
1930	Al Simmons	.381
1931	Al Simmons	.390
1933	Jimmie Foxx	.356
1951	Ferris Fain	.344
1952	Ferris Fain	.327

**Home Run Champions (23)**

Year	Name	HR
1901	Nap Lajoie	14
1902	Socks Seybold	16
1904	Harry Davis	10
1905	Harry Davis	8
1906	Harry Davis	12
1907	Harry Davis	8
1911	Frank Baker	11
1912	Frank Baker	10
1913	Frank Baker	12
1914	Frank Baker	9
1918	Tilly Walker	11
1932	Jimmie Foxx	58
1933	Jimmie Foxx	48
1935	Jimmie Foxx	36
1951	Gus Zernial	33
1973	Reggie Jackson	32
1975	Reggie Jackson	36
1981	Tony Armas	22
1987	Mark McGwire	49
1988	Jose Canseco	42
1991	Jose Canseco	44
1996	Mark McGwire	52
2018	Khris Davis	48

**RBI Champions (11)**

Year	Name	RBI
1901	Nap Lajoie	125
1905	Harry Davis	83
1906	Harry Davis	96
1912	Frank Baker	130
1913	Frank Baker	117
1929	Al Simmons	157
1932	Jimmie Foxx	169
1933	Jimmie Foxx	163
1951	Gus Zernial	125
1973	Reggie Jackson	117
1988	Jose Canseco	124

**ERA Champions (12)**

Year	Name	ERA
1905	Rube Waddell	1.48
1909	Harry Krause	1.39
1926	Lefty Grove	2.51
1929	Lefty Grove	2.82
1930	Lefty Grove	2.54
1931	Lefty Grove	2.05
1932	Lefty Grove	2.84
1970	Diego Segui	2.56
1971	Vida Blue	1.82
1974	Catfish Hunter	2.49
1981	Steve McCatty	2.32
1994	Steve Ontiveros	2.65

**Strikeout Champions (13)**

Year	Name	Tot.
1902	Rube Waddell	210
1903	Rube Waddell	302
1904	Rube Waddell	349
1905	Rube Waddell	287
1906	Rube Waddell	196
1907	Rube Waddell	232
1925	Lefty Grove	116
1926	Lefty Grove	194
1927	Lefty Grove	174
1928	Lefty Grove	183
1929	Lefty Grove	170
1930	Lefty Grove	209
1931	Lefty Grove	175

**LEAGUE AWARDS**

**AL Pitcher of the Month**

Rick Langford	August, 1979
Matt Keough	April, 1981
Jay Howell	June, 1985
Steve Ontiveros	June, 1987
Dave Stewart	April, 1988
Mike Moore	July, 1989
Dave Stewart	April, 1990
Dave Stewart	September, 1990
Tim Hudson	September, 2000
Mark Mulder	July, 2001
Barry Zito	August, 2001
Barry Zito	September, 2001
Mark Mulder	June, 2002
Cory Lidle	August, 2002
Barry Zito	July, 2005
Esteban Loaiza	August, 2006

Dan Haren	May, 2007
Bartolo Colón	June, 2013
Sonny Gray	April, 2014
Sonny Gray	July, 2014
Scott Kazmir	July, 2015
Rich Hill	May, 2016
<b>Sean Manaea</b>	<b>April, 2018</b>

**AL Player of the Month**

Gene Tenace	September, 1975
Mike Davis	April, 1985
Carney Lansford	May, 1988
Jose Canseco	September, 1988
Jose Canseco	May, 1990
Dave Henderson	April, 1991
Mark McGwire	June, 1996
Jason Giambi	September, 2000
Jason Giambi	May, 2001
Jermaine Dye	August, 2001
Eric Chavez	September, 2001
Josh Donaldson	September, 2013

**AL Rookie of the Month**

Bobby Crosby	June, 2004
Joe Blanton	June, 2005
Joe Blanton	August, 2005
Andrew Bailey	August, 2009
Brett Anderson	September, 2009
Jemile Weeks	June, 2011
Yoenis Céspedes	September, 2012
Nate Freiman	May, 2013
Ryon Healy	September, 2016

**World Series Most Valuable Player**

Gene Tenace	1972
Reggie Jackson	1973
Rollie Fingers	1974
Dave Stewart	1989

**ALCS Most Valuable Player**

Dennis Eckersley	1988
Rickey Henderson	1989
Dave Stewart	1990

**All-Star Game Most Valuable Player**

Terry Steinbach	1988
-----------------	------

**Outstanding Designated Hitter Award**

Dave Kingman	1984
Dave Parker	1989
<b>Khris Davis</b>	<b>2018</b>

**RECENT PLAYER OF THE WEEK AWARD WINNERS**

**Mark Canha, August 25, 2019**  
**Ramón Laureano, July 21, 2019**  
**Marcus Semien, June 9, 2019**  
**Mike Fiers, May 12, 2019\***  
**Sean Manaea, April 22, 2018\***  
 Yonder Alonso, May 7, 2017  
**Khris Davis, September 18, 2016\***  
 Josh Reddick, May 3, 2015\*  
 Sonny Gray and Josh Reddick, September 28, 2014\*

Jon Lester, September 14, 2014  
 Brandon Moss, May 18, 2014  
 Brandon Moss, September 1, 2013  
 Josh Donaldson, April 28, 2013  
 Josh Reddick, September 3, 2012  
 Yoenis Céspedes, July 16, 2012  
 Brandon Moss, June 18, 2012  
 Hideki Matsui, July 25, 2011  
 Gio Gonzalez, July 4, 2011\*  
 Trevor Cahill, August 9, 2010

Dallas Braden, May 10, 2010  
 Mark Ellis, August 10, 2009  
 Jack Cust, May 5, 2008  
 Jack Cust and Dan Johnson, May 14, 2007  
 Frank Thomas, September 11, 2006  
 Mark Kotsay, July 17, 2006  
 Eric Chavez, May 30, 2005

\*indicates co-Player of the Week



**Roberto Clemente Award**

Dave Stewart .....1990

**Joe Cronin Award**

Rickey Henderson .....1982

Jose Canseco .....1988

Dave Stewart .....1990

**Executive of the Year****Billy Beane** .....2018**TEAM AWARDS****Dave Stewart Community Service Award**

Ernie Young .....1996

Scott Spiezio .....1997

Tom Candiotti .....1998

Art Howe .....1999

Jason Giambi .....2000

Terrence Long .....2001

Tim Hudson .....2002

Scott Hatteberg .....2003

Eric Chavez .....2004

Barry Zito .....2005

Mark Kotsay .....2006

Mark Ellis .....2007

Dana Eveland .....2008

Dallas Braden/Kurt Suzuki .....2009

Craig Breslow .....2010

Josh Willingham .....2011

Jonny Gomes .....2012

Sean Doolittle .....2013

Jed Lowrie .....2014

Stephen Vogt .....2015

Stephen Vogt .....2016

**Liam Hendriks** .....2017**Chad Pinder** .....2018**Liam Hendriks** .....2019**Jim "Catfish" Hunter Award**

Tim Hudson .....2004

Mark Ellis .....2005

Jason Kendall .....2006

Mark Ellis .....2007

Mike Sweeney .....2008

Kurt Suzuki .....2009

Ben Sheets .....2010

Josh Willingham .....2011

Jonny Gomes .....2012

Coco Crisp .....2013

Stephen Vogt .....2014

Stephen Vogt .....2015

Stephen Vogt .....2016

Jed Lowrie .....2017

**Matt Chapman** .....2018**Marcus Semien** .....2019**Walter A. Haas, Jr. Community****Achievement Award**

Dave Stewart .....1987

Storm Davis .....1988

Dave Stewart .....1989

Dave Henderson .....1990

Dennis Eckersley .....1991

Dennis Eckersley/Terry Steinbach .....1992

Mike Bordick/Terry Steinbach .....1993

**BBWAA AWARDS****Bill Rigney "Good Guy" Award**

Matt Stairs .....1997

Rickey Henderson .....1998

Jason Giambi .....1999

Eric Chavez .....2000

Johnny Damon .....2001

Scott Hatteberg .....2002

Tim Hudson .....2003

Mark Kotsay .....2004

Bobby Crosby .....2005

Frank Thomas .....2006

Mark Ellis .....2007

Huston Street .....2008

Kurt Suzuki .....2009

Kurt Suzuki .....2010

Gio Gonzalez .....2011

Jonny Gomes .....2012

Brandon Moss .....2013

Sean Doolittle .....2014

Stephen Vogt .....2015

**Marcus Semien** .....2016

Jed Lowrie .....2017

**Stephen Piscotty** .....2018**Bob Melvin** .....2019**Local Chapter MVP**

Joe Rudi .....1974

Rollie Fingers .....1975

Vida Blue .....1976

Jason Giambi .....2000

**PLAYERS CHOICE AWARDS****AL Outstanding Pitcher of the Year**

Barry Zito .....2002

**AL Outstanding Rookie**

Ben Grieve .....1998

Terrence Long .....2000

Bobby Crosby .....2004

Huston Street .....2005

**AL Comeback Player of the Year**

Dennis Eckersley .....1992

John Jaha .....1999

Frank Thomas .....2006

**Man of the Year**

Mark McGwire .....1996

**THE SPORTING NEWS AWARDS****Major League Player of the Year**

Reggie Jackson .....1973

**AL Most Valuable Player**

Al Simmons .....1929

Jimmie Foxx .....1932

Jimmie Foxx .....1933

**AL Player of the Year**

Ferris Fain .....1951

Reggie Jackson .....1973

Tony Armas .....1981

Jose Canseco .....1988

**AL Pitcher of the Year**

Bobby Shantz .....1952

Vida Blue .....1971

Jim Hunter .....1974

Bob Welch .....1990

Dennis Eckersley .....1992

Barry Zito .....2002

**AL Rookie Player of the Year**

Dick Howser .....1961

Mitchell Page .....1977

Jose Canseco .....1986

Mark McGwire .....1987

Walt Weiss .....1988

Ben Grieve .....1998

Bobby Crosby .....2004

Huston Street .....2005

**AL Rookie Pitcher of the Year**

Jim Nash .....1966

Tim Hudson .....1999

**AL Fireman of the Year**

Jack Aker .....1966

Dennis Eckersley .....1988

Dennis Eckersley .....1991

Dennis Eckersley .....1992

Billy Koch .....2002

Keith Foulke .....2003

**AL Comeback Player of the Year**

Storm Davis .....1988

John Jaha .....1999

**ML Manager of the Year**

Billy Martin .....1981

**AL Manager of the Year**

Tony La Russa .....1988

Tony La Russa .....1992

**Bob Melvin** .....2018**ML Executive of the Year****Billy Beane** .....1999**Billy Beane** .....2012**Billy Beane** .....2018**Sportsman of the Year**

Charles O. Finley .....1972

Mark McGwire .....1997

**Major League All-Star Team**

Mickey Cochrane, C .....1925

Eddie Rommel, P .....1925

Al Simmons, OF .....1927

Mickey Cochrane, C .....1928

Lefty Grove, P .....1928

Jimmie Foxx, 1B .....1929

Al Simmons, OF .....1929

Mickey Cochrane, C .....1929

Lefty Grove, P .....1929

Al Simmons, OF .....1930

Mickey Cochrane, C .....1930

Lefty Grove, P .....1930

Al Simmons, OF .....1931

Mickey Cochrane, C .....1931

Lefty Grove, P .....1931

Jimmie Foxx, 1B .....1932

Lefty Grove, P .....1932

## Athletics History, continued

Jimmie Foxx, 1B	1933
Mike Higgins, 3B	1934
Doc Cramer, OF	1935
Mike Higgins, 3B	1936
Ferris Fain, 1B	1951
Ferris Fain, 1B	1952
Bobby Shantz, P	1952

### American League All-Star Team

Norm Siebern, 1B	1962
Reggie Jackson, OF	1969
Vida Blue, LHP	1971
Joe Rudi, OF	1972
Sal Bando, 3B	1973
Bert Campaneris, SS	1973
Ken Holtzman, LHP	1973
Reggie Jackson, OF	1973
Sal Bando, 3B	1974
Bert Campaneris, SS	1974
Jim Hunter, RHP	1974
Joe Rudi, OF	1974
Reggie Jackson, OF	1975
Joe Rudi, OF	1976
Dwayne Murphy, OF	1981
Rickey Henderson, OF	1981
Tony Armas, OF	1981
Dave Kingman, DH	1984
Jose Canseco, OF	1988
Dennis Eckersley, RP	1988
Dave Stewart, RHP	1988
Carney Lansford, 3B	1989
Jose Canseco, OF	1990
Rickey Henderson, OF	1990
Bob Welch, RHP	1990
Jose Canseco, OF	1991
Mark McGwire, 1B	1992
Mark McGwire, 1B	1996
Mark Mulder, LHP	2001
Eric Chavez, 3B	2002
Barry Zito, LHP	2002
<b>Matt Olson, 1B</b>	<b>2018</b>
<b>Matt Olson, 1B</b>	<b>2019</b>
<b>Marcus Semien, SS</b>	<b>2019</b>
<b>Liam Hendriks, RP</b>	<b>2019</b>

### WIRE SERVICE AWARDS

#### AP Player of the Year

Jose Canseco	1988
--------------	------

#### AP Manager of the Year

Billy Martin	1980
--------------	------

#### UPI Manager of the Year

Tony La Russa	1992
---------------	------

#### AP Major League All-Star Team

Rickey Henderson, OF	1990
Bob Welch, RHP	1990
Jose Canseco, OF	1991
Dennis Eckersley, RP	1992
Mark McGwire, 1B	1992
Mark McGwire, 1B	1996

#### UPI AL All-Star Team

Mark McGwire, 1B	1992
Dennis Eckersley, RP	1992

#### UPI AL Comeback Player of the Year

Dave Kingman	1984
Dave Henderson	1988
Mark McGwire	1992

#### UPI Executive of the Year

Sandy Alderson	1988
Sandy Alderson	1990

### MISCELLANEOUS AWARDS

#### Organization of the Year

Baseball America	1982
Topps	1998
Baseball America	1999
Howe Sports Data	1999
Topps	1999
Topps	2004

#### Baseball America Executive of the Year

<b>Billy Beane</b>	<b>2002</b>
<b>Billy Beane</b>	<b>2013</b>

#### AL Rawlings Gold Glove

Joe Rudi, OF	1974
Joe Rudi, OF	1975
Joe Rudi, OF	1976
Dwayne Murphy, OF	1980
Mike Norris, P	1980
Dwayne Murphy, OF	1981
Mike Norris, P	1981
Rickey Henderson, OF	1981
Dwayne Murphy, OF	1982
Dwayne Murphy, OF	1983
Dwayne Murphy, OF	1984
Dwayne Murphy, OF	1985
Alfredo Griffin, SS	1985
Mark McGwire, 1B	1990
Eric Chavez, 3B	2001
Eric Chavez, 3B	2002
Eric Chavez, 3B	2003
Eric Chavez, 3B	2004
Eric Chavez, 3B	2005
Eric Chavez, 3B	2006
Josh Reddick, OF	2012
<b>Matt Olson, 1B</b>	<b>2018</b>
<b>Matt Chapman, 3B</b>	<b>2018</b>
<b>Matt Olson, 1B</b>	<b>2019</b>
<b>Matt Chapman, 3B</b>	<b>2019</b>

#### Platinum Glove

<b>Matt Chapman, AL</b>	<b>2018</b>
<b>Matt Chapman, AL</b>	<b>2019</b>

#### Wilson Defensive Player of the Year

Josh Reddick, AL OF	2012
Josh Reddick, AL OF	2013
<b>Matt Chapman, ML and ML 3B</b>	<b>2018</b>
<b>Matt Chapman, ML 3B</b>	<b>2019</b>

#### AL Silver Slugger Award

Rickey Henderson	1981
Jose Canseco	1988

Jose Canseco	1990
Rickey Henderson	1990
Jose Canseco	1991
Mark McGwire	1992
Mark McGwire	1996
Jason Giambi	2001
Eric Chavez	2002

#### AL Rolaids Relief Man Award

Dennis Eckersley	1988
Dennis Eckersley	1992
Billy Koch	2002
Keith Foulke	2003

#### Topps ML Rookie All-Star Team

Dick Howser, OF	1961
Ed Charles, 3B	1962
Manny Jimenez, OF	1962
Bert Campaneris, SS	1964
Jim Nash, RHP	1966
Rick Monday, OF	1967
Angel Mangual, OF	1971
Claudell Washington, OF	1974
Wayne Gross, 3B	1977
Mitchell Page, OF	1977
Dave Revering, 1B	1978
John Johnson, LHP	1978
Bob Kearney, C	1983
Jose Canseco, OF	1986
Mark McGwire, 1B	1987
Walt Weiss, SS	1988
Felix Jose, OF	1990
Tony Batista, 2B	1996
Ben Grieve, OF	1998
A.J. Hinch, C	1998
Terrence Long, OF	2000
Mark Ellis, 2B	2002
Bobby Crosby, SS	2004
Dan Johnson, 1B	2005
Huston Street, P	2005
Brad Ziegler, P	2008
Yoenis Céspedes, OF	2012

#### Tony Conigliaro Award

Jim Mecir	2003
<b>Stephen Piscotty</b>	<b>2018</b>

#### The Hutch Award

Carney Lansford	1992
Jason Giambi	2000
<b>Stephen Piscotty</b>	<b>2018</b>

#### AL Chalmers Award\*

Eddie Collins	1914
---------------	------

#### Early American League MVPs\*

Mickey Cochrane, C	1928
--------------------	------

\* The Baseball Writers' Association of America has officially balloted and named the MVP in each major league since 1931. The earlier awards were known as the Chalmers (automobile) Award (1911-14) and then the league made the award from 1922 through 1928.

# ATHLETICS HALL OF FAME


The Athletics Hall of Fame was founded in 2018 to honor the individuals who have shaped the identity and success of the Athletics franchise.

The inaugural class of seven featured the five Oakland A's National Baseball Hall of Famers: Catfish Hunter, Rollie Fingers, Reggie Jackson, Dennis Eckersley and Rickey Henderson, as well as four-time 20-game winner Dave Stewart and owner Charlie Finley.

The first induction ceremony, which has become an annual affair, took place on Sept. 5, 2018. Members of the Athletics Hall of Fame will be honored with a display in the future.



## ATHLETICS HALL OF FAMERS




**Vida Blue**  
Oakland A's 1969-77  
Inducted Sept. 21, 2019

Vida Blue made his Major League debut in 1969 eight days before his 20th birthday, tossed a no-hitter in 1970, and then burst onto the national scene in 1971 when he won both the American League Cy Young Award and Most Valuable Player Award after compiling a 24-8 record, a league-leading 1.82 ERA and 301 strikeouts. Blue started two All-Star Games for the AL in 1971 and 1975, and in between pitched for the A's three consecutive World Champions.



**Bert Campaneris**  
Kansas City A's 1964-67  
Oakland A's 1968-76  
Inducted Sept. 21, 2019

When you trace the roots of the A's three straight World Championships from 1972 to 1974, it all began on April 25, 1961, when the Kansas City A's signed a 19-year-old Cuban named Dagoberto Campaneris. "Campy" played 13 seasons for the A's and was a six-time All-Star. He stole 649 bases in his career and led the American League in steals six times. Campaneris homered twice in his debut and famously played all nine positions in a nine-inning game on Sept. 8, 1965.



**Dennis Eckersley**  
Oakland A's 1987-95  
Inducted Sept. 5, 2018


When Dennis Eckersley was traded to the A's in April of 1987, he had a successful 12-year career as a starting pitcher. By the time his nine seasons in Oakland concluded, he redefined the role of closer, saving an Athletics record 320 games. Born in Oakland and raised in Fremont, he was the AL MVP and Cy Young winner in 1992. Eckersley was a four-time All-Star with Oakland and was a member of the A's World Championships in 1989.

## ATHLETICS RETIRED NUMBERS

No.	Player	Date Retired
9	Reggie Jackson	May 22, 2004
24	Rickey Henderson	August 1, 2009
27	Jim "Catfish" Hunter	June 9, 1991
34	Rollie Fingers	July 5, 1993
34	Dave Stewart	May 23, 2020
43	Dennis Eckersley	August 13, 2005

## THE RON BERGMAN AWARD

The Ron Bergman Award was established in 2019 to honor a journalist for meritorious contributions to the coverage of the Athletics. The award is named after the inaugural recipient, Ron Bergman, who covered the A's for the Oakland Tribune and San Jose Mercury News, and was the author of *Mustache Gang*, which chronicled the A's first World Championship in Oakland in 1972.



**Rollie Fingers**  
Oakland A's 1968-76  
*Inducted Sept. 5, 2018*

Rollie Fingers made his ML debut with Oakland in 1968 and was used both as a starter and reliever over his first four seasons. He moved to the bullpen full time in 1972, when the A's began their run of three consecutive World Championships. Fingers spent the first nine seasons of his 17-year Hall of Fame career with Oakland. The mustachioed right-hander was a four-time All-Star with the A's and earned 1974 World Series MVP honors.



**Charlie Finley**  
Kansas City A's 1961-67;  
Oakland A's 1968-80  
*Inducted Sept. 5, 2018*

After purchasing the Kansas City A's following the 1960 season, Charlie Finley moved the club to Oakland in 1968 where the team he assembled would win three consecutive World Championships from 1972-74. He would be remembered as much for his off-field antics and innovations as he proposed the designated hitter, interleague play and World Series night games. Finley also introduced baseball to Charlie O the mule, Harvey the mechanical rabbit, white cleats, colorful uniforms and more.



**Walter A. Haas, Jr.**  
Oakland A's 1981-95  
*Inducted Sept. 21, 2019*

Walter A. Haas, Jr. purchased the A's following the 1980 season and during his 15 years as owner, Oakland won five American League West titles, three AL Pennants and the 1989 World Championship. The A's set franchise records for attendance five times, but Haas will be remembered just as much for his commitment to the community and staying in the background while bright young innovators grew the A's reputation to one of the best in baseball.



**Rickey Henderson**  
Oakland A's 1979-84, 89-93,  
94-95, 98  
*Inducted Sept. 5, 2018*

Raised in Oakland and drafted by the A's, Rickey Henderson went on to become the greatest player in Oakland A's history and one of the greatest leadoff hitters of all time. He played 14 of his 25 seasons in an Oakland uniform and finished his career in 2003 as the all-time leader in stolen bases (1,406), runs scored (2,295) and walks (2,190). Henderson was a six-time All-Star with the A's, AL MVP in 1990 and a member of the 1989 A's World Champions.




**Jim "Catfish" Hunter**  
Kansas City A's 1965-67;  
Oakland A's 1968-74  
*Inducted Sept. 5, 2018*

Jim "Catfish" Hunter was the anchor of the A's teams that won three consecutive World Championships from 1972 to 1974. He had four straight 20-win seasons with Oakland, including a career-high 25 victories in 1974 when he won the AL Cy Young. Hunter was a six-time All-Star with the A's and tossed the first perfect game in Oakland history on May 8, 1968. He pitched three seasons in Kansas City and seven in Oakland and was inducted to the National Hall of Fame in 1987.



**Reggie Jackson**  
Kansas City A's 1967;  
Oakland A's 1968-75, 87  
*Inducted Sept. 5, 2018*

"Mr. October" was born in 1973 when Reggie Jackson earned World Series MVP honors as the A's won their second of three straight World Championships. He was also named AL MVP that year after leading the league in runs, home runs and RBI. Jackson made his debut with the Kansas City A's in 1967, spent the next eight seasons with Oakland and then concluded his 21-year Hall of Fame career with the A's in 1987. He played in six All-Star Games in an Oakland uniform.



**Tony La Russa**  
**Oakland A's 1986-95**  
*Inducted Sept. 21, 2019*

Tony La Russa managed the A's for 10 seasons from 1986 to 1995. Under his guidance, the A's won four American League West titles, three consecutive AL Pennants from 1988 to 1990 and the World Championship in 1989. La Russa won 798 games during his tenure with Oakland, including 104 in 1988 when he was named AL Manager of the Year. He would garner the honor again in 1992 and was elected to the National Baseball Hall of Fame in 2014.



**Mark McGwire**  
**Oakland A's 1986-97**  
*Inducted Sept. 21, 2019*

Mark McGwire played 12 seasons with Oakland and hit 363 home runs, breaking the franchise record in 1996. He was named to nine American League All-Star teams, including six straight beginning in 1987 when he was named AL Rookie of the Year after hitting 49 home runs. He earned the AL Gold Glove for first basemen in 1990 and hit 52 home runs in 1996. The A's reached the Postseason four times with McGwire, highlighted by a World Championship in 1989.



**Dave Stewart**  
**Oakland A's 1986-92, 95**  
*Inducted Sept. 5, 2018*

Born in Oakland and a graduate of St. Elizabeth High School, Dave Stewart spent six seasons in the majors with three teams before breaking through with the A's. He joined Oakland in 1986 and would go on to win 20 games in four consecutive seasons from 1987-90. The big-game pitcher went 8-3 with a 2.22 ERA in 14 postseason starts for Oakland, including two wins in the 1989 World Series when he earned MVP honors in the A's sweep of the Giants.

## ATHLETICS IN THE NATIONAL BASEBALL HALL OF FAME

Players (7)	Year Inducted	Pos.	Career Avg.	Years With Athletics
Frank Baker	1955	3B	.307	1908-14
Mickey Cochrane	1947	C	.320	1925-33
Eddie Collins	1939	2B	.333	1906-14; 27-30
Jimmie Foxx	1951	1B	.325	1925-35
Rickey Henderson	2009	OF	.279	1979-1984; 89-93; 94-95; 98
Reggie Jackson	1993	OF	.262	1967-75; 87
Al Simmons	1953	OF	.334	1924-32; 40-41; 44

Pitchers (7)	Year Inducted	Career Record	Career ERA	Years With Athletics
Chief Bender	1953	212-127	2.46	1903-14
Dennis Eckersley	2004	197-171, 390 SVs	3.50	1987-95
Rollie Fingers	1992	114-118, 341 SVs	2.90	1968-76
Lefty Grove	1947	300-141	3.06	1925-33
Jim Hunter	1987	224-166	3.26	1965-74
Eddie Plank	1946	326-194	2.35	1901-14
Rube Waddell	1946	193-143	2.16	1902-07

Managers (3)	Year Inducted	Career Record	Years With Athletics
Tony La Russa	2014	2728-2365	1986-95
Connie Mack	1937	3776-4025	1901-50
Dick Williams	2008	1571-1451	1971-73

**Other Hall of Famers Who Spent Part of Their Career With the Athletics (24):** Harold Baines (1990-92); Orlando Cepeda (1972); Ty Cobb (1927-28); Jimmy Collins (1907-08); Stan Coveleski (1912); Elmer Flick (1902); Nellie Fox (1947-49); Rich Gossage (1992-93); Whitey Herzog (1958-60); Waite Hoyt (1931); George Kell (1943-46); Nap Lajoie (1901-02; 1915-16); Willie McCovey (1976); Joe Morgan (1984); Satchel Paige (1965); Herb Pennock (1912-15); Mike Piazza (2007); Tim Lincecum (1999); Enos Slaughter (1955-56); Tris Speaker (1928); Don Sutton (1985); Frank Thomas (2006; 08); Zack Wheat (1927); Billy Williams (1975-76)

**Broadcasters Who Spent Part of Their Careers With the Athletics (Ford C. Frick Award):** By Saam (1938-54); Al Helfer (1968-69); Harry Caray (1970); Bob Elson (1971); Jon Miller (1974); Lon Simmons (1981-1995); Bill King (1981-2005)

# ATHLETICS ALL-STAR GAME SELECTIONS

1933 Connie Mack (manager), Jimmie Foxx (1b), Lefty Grove (p)  
 1934 Jimmie Foxx (1b), Pinky Higgins (3b)  
 1935 Jimmie Foxx (1b), Bob Johnson (of)  
 1936 Pinky Higgins (3b)  
 1937 Wally Moses (of)  
 1938 Bob Johnson (of)  
 1939 Russell Blackburne (coach), Frank Hayes (c), Bob Johnson (of)  
 1940 Frank Hayes (c), Bob Johnson (of)  
 1941 Frank Hayes (c)  
 1942 Bob Johnson (of)  
 1943 Russell Blackburne (coach), Dick Siebert (1b)  
 1944 Frank Hayes (c), Bobo Newsom (p)  
 1945 NO GAME  
 1946 Buddy Rosar (c), Sam Chapman (of)  
 1947 Buddy Rosar (c)  
 1948 Buddy Rosar (c)\*, Joe Coleman (p)  
 1949 Eddie Joost (ss)\*, Lou Brissie (p), Alex Kellner (p)  
 1950 Ferris Fain (1b)  
 1951 Ferris Fain (1b)\*, Bobby Shantz (p)  
 1952 Ferris Fain (1b), Bobby Shantz (p), Eddie Joost (ss)  
 1953 Gus Zernial (of)\*, Eddie Robinson (1b)  
 1954 Jim Finigan (3b)  
 1955 Jim Finigan (3b)\*, Vic Power (1b)  
 1956 Harry Simpson (of), Vic Power (1b)  
 1957 Joe DeMaestri (ss)  
 1958 Bob Cerv (of)\*  
 1959 Harry Craft (coach), Bud Daley (p), Roger Maris (of)\*\*\*\*  
 1960 Bud Daley (p)  
 1961 Dick Howser (ss)  
 1962 Norm Siebern (1b), Hank Bauer (coach)\*\*\*\*  
 1963 Norm Siebern (1b-of)  
 1964 John Wyatt (p)  
 1965 John O'Donoghue (p)  
 1966 Jim Hunter (p)  
 1967 Jim Hunter (p)  
 1968 Bert Campaneris (ss), Rick Monday (of), John Odum (p)  
 1969 Sal Bando (3b)\*, Reggie Jackson (of)\*, John Odum (p)  
 1970 Jim Hunter (p)  
 1971 Vida Blue (p), Dave Duncan (c), Reggie Jackson (of)  
 1972 Dick Williams (coach), Sal Bando (3b), Bert Campaneris (ss), Ken Holtzman (p), Jim Hunter (p), Reggie Jackson (of)\*, Joe Rudi (of)  
 1973 Dick Williams (manager), Sal Bando (3b), Bert Campaneris (ss), Rollie Fingers (p), Ken Holtzman (p), Jim Hunter (p), Reggie Jackson (of)\*  
 1974 Sal Bando (3b), Bert Campaneris (ss)\*, Rollie Fingers (p), Jim Hunter (p), Reggie Jackson (of)\*, Joe Rudi (of)  
 1975 Alvin Dark (manager), Wes Stock (coach), Vida Blue (p), Bert Campaneris (ss)\*, Rollie Fingers (p), Reggie Jackson (of)\*, Joe Rudi (of)\*, Gene Tenace (c), Claudell Washington (of)  
 1976 Rollie Fingers (p), Phil Garner (2b)  
 1977 Vida Blue (p), Wayne Gross (3b)  
 1978 Matt Keough (p)  
 1979 Jeff Newman (c)  
 1980 Rickey Henderson (of)  
 1981 Tony Armas (of), Mike Norris (p)  
 1982 Billy Martin (manager), Art Fowler (coach), Jackie Moore (coach), Rickey Henderson (of)\*  
 1983 Rickey Henderson (of)

1984 Bill Caudill (p), Rickey Henderson (of), Jackie Moore (coach)  
 1985 Jay Howell (p)  
 1986 Jose Canseco (of)  
 1987 Tony La Russa (coach), Rene Lachemann (coach), Jay Howell (p), Mark McGwire (1b)  
 1988 Jose Canseco (of)\*, Dennis Eckersley (p), Carney Lansford (3b), Mark McGwire (1b)\*, Terry Steinbach (c)\*  
 1989 Tony La Russa (manager), Dave Duncan (coach), Art Kusnyer (coach), Jose Canseco (of)\*\*\*, Mark McGwire (1b)\*, Mike Moore (p), Terry Steinbach (c)\*, Dave Stewart (p)\*  
 1990 Tony La Russa (manager), Dave Duncan (coach), Dave McKay (coach), Jose Canseco (of)\*, Dennis Eckersley (p), Rickey Henderson (of)\*, Mark McGwire (1b)\*, Bob Welch (p)\*  
 1991 Tony La Russa (manager), Dave Duncan (coach), Rene Lachemann (coach), Tommie Reynolds (coach), Harold Baines (of), Dennis Eckersley (p), Dave Henderson (of)\*, Rickey Henderson (of)\*, Mark McGwire (1b)\*\*  
 1992 Jose Canseco (of)\*\*\*, Dennis Eckersley (p), Mark McGwire (1b)\*  
 1993 Terry Steinbach (c)  
 1994 Ruben Sierra (of)  
 1995 Mark McGwire (1b)\*\*\*, Steve Ontiveros (rhp)  
 1996 Mark McGwire (1b)  
 1997 Mark McGwire (1b)  
 1998 Art Howe (coach), Ben Grieve (of)  
 1999 John Jaha (1b)  
 2000 Jason Giambi (1b)\*, Tim Hudson (rhp), Jason Istringhausen (rhp)  
 2001 Jason Giambi (1b)  
 2002 Miguel Tejada (ss), Barry Zito (lhp)  
 2003 Ramon Hernandez (c), Keith Foulke (rhp), Mark Mulder (lhp), Barry Zito (lhp)\*\*\*\*  
 2004 Mark Mulder (lhp)\*, Tim Hudson (rhp)\*\*\*  
 2005 Justin Duchscherer (rhp), Ken Macha (coach)  
 2006 Barry Zito (lhp)  
 2007 Dan Haren (rhp)\*  
 2008 Justin Duchscherer (rhp)  
 2009 Andrew Bailey (rhp)  
 2010 Andrew Bailey (rhp), Trevor Cahill (rhp)\*\*\*\*\*, Bob Geren (coach)  
 2011 Gio Gonzalez (lhp)  
 2012 Ryan Cook (rhp), Bob Melvin (coach)  
 2013 Grant Balfour (rhp), Bartolo Colon\*\*\*\* (rhp)  
 2014 Yoenis Cespedes (of), Josh Donaldson (3b)\*, Sean Doolittle (lhp), Scott Kazmir (lhp), Brandon Moss (1b/of), Derek Norris (c), Jeff Samardzija (rhp)\*\*\*\*\*  
 2015 Sonny Gray (rhp)\*\*\*\*\*, Stephen Vogt (c)  
 2016 Stephen Vogt (c)  
 2017 Yonder Alonso (1b)  
 2018 Jed Lowrie (2b), Blake Treinen (p)  
 2019 Matt Chapman (3b), Liam Hendriks (p)

\* All-Star Game Starters

\*\* Elected Starter, Injured

\*\*\* Injured, did not play

\*\*\*\* Second game addition

\*\*\*\*\* Ineligible List, did not play

\*\*\*\*\* Named to NL All-Star Team, ineligible list

# OAKLAND ATHLETICS IN SEASON OPENERS

Year	Date	Opponent	W-L	Score	WP	LP	Attendance
1968	April 10	at Baltimore	L	1-3	Phoebus	Hunter	22,050
1969	April 8	Chicago	W	5-2	Odum	Peters	23,610
1970	April 7	at Kansas City	W	6-4	Odum	Bunker	18,127
1971	April 5	at Washington	L	0-8	Bosman	Blue	45,061
1972	April 15	Minnesota	W	4-3 (11)	Locker	LaRoche	9,912
1973	April 6	Minnesota	L	3-8	Blyleven	Hunter	37,972
1974	April 4	at Texas	W	7-2	Hunter	Bibby	21,907
1975	April 8	Chicago	W	3-2	Blue	Wood	17,474
1976	April 9	at California	W	5-2	Torrez	Tanana	30,094
1977	April 9	Minnesota	W	7-4	Torrez	Schuler	12,562
1978	April 7	at California	L	0-1	Tanana	Langford	29,194
1979	April 6	Minnesota	L	3-5	Goltz	Langford	10,387
1980	April 10	Minnesota	L	7-9 (12)	Corbett	McCatty	24,415
1981	April 9	at Minnesota	W	5-1	Norris	Koosman	42,658
1982	April 6	California	W	3-2 (11)	Jones	Aase	48,348
1983	April 4	Cleveland	L	5-8	Sutcliffe	Langford	34,831
1984	April 3	Milwaukee	W	6-5	Burmeier	Fingers	45,398
1985	April 9	at Seattle	L	3-6	Moore	Codioli	37,161
1986	April 8	Minnesota	L	2-3	Viola	Codioli	44,726
1987	April 7	at Minnesota	L	4-5 (10)	Frazier	Krueger	43,548
1988	April 4	Seattle	W	4-1	Stewart	Langston	45,333
1989	April 3	Seattle	W	3-2	Stewart	Langston	46,163
1990	April 9	Minnesota	W	8-3	Stewart	Anderson	45,207
1991	April 9	Minnesota	W	7-2	Stewart	Morris	44,373
1992	April 6	Kansas City	W	5-3	Honeycutt	Aquino	44,078
1993	April 5	Detroit	W	9-4	Welch	Moore	43,370
1994	April 5	at Milwaukee	L	7-11	Kiefer	Ontiveros	52,012
1995	April 26	at Toronto	L	1-13	Cone	Stewart	50,426
1996	April 1	vs. Toronto*	L	6-9	Hanson	Reyes	7,292
1997	April 2	Cleveland	L	7-9	Kline	Wengert	41,332
1998	April 1	Boston	L	0-2	Martinez	Candiotti	36,915
1999	April 4	New York	W	5-3 (8)	Mathews	Stanton	46,380
2000	April 3	Detroit	L	4-7	Nomo	Appier	53,498
2001	April 2	at Seattle	L	4-5	Rhodes	Mecir	45,911
2002	April 1	Texas	W	8-3	Mulder	Park	43,908
2003	April 1	Seattle	W	5-0	Hudson	Garcia	41,723
2004	April 5	Texas	W	5-4	Bradford	Nelson	45,122
2005	April 4	at Baltimore	L	0-4	Lopez	Zito	48,271
2006	April 3	New York	L	2-15	Johnson	Zito	35,077
2007	April 2	at Seattle	L	0-4	Hernandez	Haren	46,002
2008	March 25	vs. Boston**	L	5-6 (10)	Okajima	Street	44,628
2009	April 6	at Los Angeles	L	0-3	Saunders	Braden	43,220
2010	April 5	Seattle	L	3-5	League	Ziegler	30,686
2011	April 1	Seattle	L	2-6	Hernandez	Breslow	36,067
2012	March 28	vs. Seattle**	L	1-3	Wilhelmsen	Carignan	44,227
2013	April 1	Seattle	L	0-2	Hernandez	Anderson	36,067
2014	March 31	Cleveland	L	0-2	Allen	Johnson	36,067
2015	April 6	Texas	W	8-0	Gray	Gallardo	36,067
2016	April 4	Chicago (AL)	L	3-4	Sale	Hill	35,067
2017	April 3	Los Angeles (AL)	W	4-2	Graveman	Nolasco	36,067
2018	March 29	Los Angeles (AL)	W	6-5 (11)	Hatcher	Ramirez	27,764
2019	March 20	vs. Seattle**	L	7-9	Gonzales	Fiers	45,787

\*Las Vegas, Nev. \*\*Tokyo, Japan

Overall Record: 23-29 (Oakland 19-14, Road 4-11, Tokyo 0-3, Las Vegas 0-1)

## OAKLAND A'S OPENING DAY TRIVIA

### Youngest Opening Day Starters

Claudell Washington, LF (1975)	20 yrs, 220 days
Rickey Henderson, LF (1980)	21 yrs, 107 days
Eric Chavez, 3B (1999)	21 yrs, 119 days
Claudell Washington, RF (1976)	21 yrs, 222 days
Vida Blue, P (1971)	21 yrs, 251 days

### Oldest Opening Day Starters

Reggie Jackson, DH (1987)	40 yrs, 324 days
Tom Candiotti, P (1998)	40 yrs, 213 days
Joe Morgan, 2B (1984)	40 yrs, 197 days
Tony Phillips, 2B (1999)	39 yrs, 345 days
Randy Velarde, 2B (2002)	39 yrs, 128 days

# OAKLAND A'S OPENING DAY LINEUPS

**1968**  
 Campaneris ..... SS  
 R. Jackson ..... RF  
 Bando ..... 3B  
 Webster ..... 1B  
 Donaldson ..... 2B  
 Pagliaroni ..... C  
 Gosger ..... LF  
 Monday ..... CF  
 Hunter ..... P

**1969**  
 Campaneris ..... SS  
 R. Jackson ..... RF  
 Hershberger ..... LF  
 Bando ..... 3B  
 Cater ..... 1B  
 Green ..... 2B  
 Monday ..... CF  
 Duncan ..... C  
 Odom ..... P

**1970**  
 Campaneris ..... SS  
 Monday ..... CF  
 F. Alou ..... LF  
 R. Jackson ..... RF  
 Bando ..... 3B  
 Mincher ..... 1B  
 Green ..... 2B  
 Fernandez ..... C  
 Odom ..... P

**1971**  
 Campaneris ..... SS  
 F. Alou ..... LF  
 R. Jackson ..... RF  
 Mincher ..... 1B  
 Bando ..... 3B  
 Monday ..... CF  
 Duncan ..... C  
 Green ..... 2B  
 Blue ..... P

**1972**  
 Campaneris ..... SS  
 Rudi ..... LF  
 R. Jackson ..... RF  
 Bando ..... 3B  
 Epstein ..... 1B  
 B. Brooks ..... CF  
 Duncan ..... C  
 Green ..... 2B  
 Holtzman ..... P

**1973**  
 North ..... DH  
 Maxvill ..... SS  
 Rudi ..... LF  
 R. Jackson ..... RF  
 Bando ..... 3B  
 Tenace ..... 1B  
 Conigliaro ..... CF  
 Fosse ..... C  
 Green ..... 2B  
 Hunter ..... P

**1974**  
 North ..... CF  
 Campaneris ..... SS  
 Bando ..... 3B  
 R. Jackson ..... RF  
 Tenace ..... 1B  
 Rudi ..... LF  
 D. Johnson ..... DH  
 Fosse ..... C  
 Green ..... 2B  
 Hunter ..... P

**1975**  
 North ..... CF  
 Campaneris ..... SS  
 Bando ..... 3B  
 R. Jackson ..... RF  
 Rudi ..... 1B  
 B. Williams ..... DH  
 Tenace ..... C  
 C. Washington ..... LF  
 Garner ..... 2B  
 Blue ..... P

**1976**  
 North ..... CF  
 Campaneris ..... SS  
 C. Washington ..... RF  
 Baylor ..... 1B  
 Rudi ..... LF  
 Bando ..... 3B  
 Tenace ..... C  
 B. Williams ..... DH  
 Garner ..... 2B  
 M. Torrez ..... P

**1977**  
 North ..... CF  
 Scott ..... 2B  
 Page ..... LF  
 Allen ..... 1B  
 Sanguillen ..... C  
 Gross ..... 3B  
 E. Williams ..... DH  
 Armas ..... RF  
 Picciolo ..... SS  
 M. Torrez ..... P

**1978**  
 Dilone ..... LF  
 North ..... CF  
 Thomasson ..... 1B  
 Armas ..... RF  
 G. Alexander ..... DH  
 Essian ..... C  
 Lopus ..... 3B  
 Guerrero ..... SS  
 Staggs ..... 2B  
 Langford ..... P

**1979**  
 Burke ..... LF  
 Dilone ..... RF  
 Page ..... DH  
 Newman ..... C  
 Revering ..... 1B  
 Edwards ..... 2B  
 Armas ..... CF  
 Klutts ..... 3B  
 Picciolo ..... SS  
 Langford ..... P

**1980**  
 Henderson ..... LF  
 Murphy ..... CF  
 Heath ..... C  
 Newman ..... 1B  
 Essian ..... DH  
 Armas ..... RF  
 Guerrero ..... SS  
 Klutts ..... 3B  
 Picciolo ..... 2B  
 Langford ..... P

**1981**  
 Henderson ..... LF  
 Murphy ..... CF  
 C. Johnson ..... DH  
 Armas ..... RF  
 Heath ..... C  
 Newman ..... 1B  
 Babitt ..... 2B  
 McKay ..... 3B  
 Picciolo ..... SS  
 Norris ..... P

**1982**  
 Henderson ..... LF  
 Murphy ..... CF  
 Meyer ..... DH  
 Armas ..... RF  
 Gross ..... 3B  
 Spencer ..... 1B  
 Lopus ..... 2B  
 Kearney ..... C  
 Stanley ..... SS  
 Langford ..... P

**1983**  
 Henderson ..... LF  
 Davis ..... RF  
 Lansford ..... 3B  
 Murphy ..... CF  
 Burroughs ..... DH  
 Moore ..... 1B  
 Lopus ..... 2B  
 Kearney ..... C  
 Phillips ..... SS  
 Langford ..... P

**1984**  
 Henderson ..... LF  
 Murphy ..... CF  
 Morgan ..... 2B  
 Lansford ..... 3B  
 Bochte ..... 1B  
 Kingman ..... DH  
 Davis ..... RF  
 Heath ..... C  
 Hill ..... SS  
 McCatty ..... P

**1985**  
 Collins ..... LF  
 Lansford ..... 3B  
 Murphy ..... CF  
 Kingman ..... DH  
 Bochte ..... 1B  
 Heath ..... C  
 Davis ..... RF  
 Hill ..... 2B  
 Griffin ..... SS  
 Codiroli ..... P

**1986**  
 Phillips ..... 2B  
 Murphy ..... CF  
 Baker ..... DH  
 Kingman ..... 1B  
 Canseco ..... LF  
 Lansford ..... 3B  
 Davis ..... RF  
 Griffin ..... SS  
 Tettleton ..... C  
 Codiroli ..... P

**1987**  
 Davis ..... RF  
 Phillips ..... 2B  
 Lansford ..... 3B  
 Canseco ..... LF  
 Jackson ..... DH  
 Murphy ..... CF  
 R. Nelson ..... 1B  
 Tettleton ..... C  
 Griffin ..... SS  
 Young ..... P

**1988**  
 Phillips ..... 2B  
 Lansford ..... 3B  
 Canseco ..... RF  
 McGwire ..... 1B  
 Parker ..... LF  
 Henderson ..... CF  
 Baylor ..... DH  
 Steinbach ..... C  
 Weiss ..... SS  
 Stewart ..... P

**1989**  
 Phillips ..... LF  
 D. Henderson ..... CF  
 Lansford ..... 3B  
 McGwire ..... 1B  
 Steinbach ..... C  
 Parker ..... DH  
 Hubbard ..... 2B  
 Javier ..... RF  
 Weiss ..... SS  
 Stewart ..... P

**1990**  
 R. Henderson ..... LF  
 Lansford ..... 3B  
 Canseco ..... RF  
 McGwire ..... 1B  
 D. Henderson ..... CF  
 Steinbach ..... C  
 Javier ..... DH  
 Gallego ..... 2B  
 Weiss ..... SS  
 Stewart ..... P

**1991**  
 R. Henderson ..... LF  
 D. Henderson ..... CF  
 Canseco ..... RF  
 Baines ..... DH  
 Steinbach ..... C  
 McGwire ..... 1B  
 Riles ..... 3B  
 Weiss ..... SS  
 Gallego ..... 2B  
 Stewart ..... P

**1992**  
 R. Henderson ..... LF  
 Wilson ..... CF  
 Canseco ..... RF  
 Baines ..... DH  
 McGwire ..... 1B  
 Steinbach ..... C  
 Lansford ..... 3B  
 Bordick ..... SS  
 Blankenship ..... 2B  
 Stewart ..... P



**1993**

R. Henderson ..... LF  
 D. Henderson ..... CF  
 Sierra ..... RF  
 McGwire ..... 1B  
 Neel ..... DH  
 Steinbach ..... C  
 Browne ..... 3B  
 Bordick ..... SS  
 Blankenship ..... 2B  
 Welch ..... P

**1994**

Henderson ..... LF  
 Javier ..... CF  
 Sierra ..... RF  
 McGwire ..... 1B  
 Gates ..... 2B  
 Neel ..... DH  
 Steinbach ..... C  
 Brosius ..... 3B  
 Bordick ..... SS  
 Witt ..... P

**1995**

Henderson ..... LF  
 Javier ..... CF  
 Berroa ..... DH  
 Sierra ..... RF  
 McGwire ..... 1B  
 Steinbach ..... C  
 Brosius ..... 3B  
 Gallego ..... 2B  
 Bordick ..... SS  
 Stewart ..... P

**1996**

Young ..... CF  
 Gates ..... 2B  
 Giambi ..... 1B  
 Berroa ..... DH  
 Plantier ..... LF  
 Muñoz ..... RF  
 Steinbach ..... C  
 Lovullo ..... 3B  
 Bordick ..... SS  
 Reyes ..... P

**1997**

Batista ..... SS  
 Brosius ..... 3B  
 Canseco ..... RF  
 McGwire ..... 1B  
 Berroa ..... DH  
 Giambi ..... LF  
 Young ..... CF  
 Spiezio ..... 2B  
 Williams ..... C  
 Prieto ..... P

**1998**

Henderson ..... LF  
 Magadan ..... 3B  
 Grieve ..... RF  
 Stairs ..... DH  
 Giambi ..... 1B  
 Spiezio ..... 2B  
 Hinch ..... C  
 McDonald ..... CF  
 Bournigal ..... SS  
 Candiotti ..... P

**1999**

Phillips ..... 2B  
 McDonald ..... CF  
 Giambi ..... DH  
 Stairs ..... RF  
 Jaha ..... 1B  
 Grieve ..... LF  
 Chavez ..... 3B  
 Hinch ..... C  
 Tejada ..... SS  
 Heredia ..... P

**2000**

Becker ..... CF  
 Tejada ..... SS  
 Giambi, Ja. .... 1B  
 Jaha ..... DH  
 Stairs ..... RF  
 Grieve ..... LF  
 Hernandez ..... C  
 Chavez ..... 3B  
 Menechino ..... 2B  
 Appier ..... P

**2001**

Damon ..... LF  
 Ortiz ..... 2B  
 Giambi, Ja. .... 1B  
 Saenz ..... DH  
 Chavez ..... 3B  
 Tejada ..... SS  
 Long ..... CF  
 Giambi, Je. .... RF  
 Hernandez ..... C  
 Hudson ..... P

**2002**

Giambi, Je. .... LF  
 Velarde ..... 2B  
 Hatteberg ..... DH  
 Justice ..... RF  
 Chavez ..... 3B  
 Tejada ..... SS  
 Long ..... CF  
 Hernandez ..... C  
 Pena ..... 1B  
 Mulder ..... P

**2003**

Ellis ..... 2B  
 Hatteberg ..... 1B  
 Tejada ..... SS  
 Chavez ..... 3B  
 Dye ..... RF  
 Durazo ..... DH  
 Young ..... LF  
 Hernandez ..... C  
 Singleton ..... CF  
 Hudson ..... P

**2004**

Kotsay ..... CF  
 Kieley ..... LF  
 Chavez ..... 3B  
 Dye ..... RF  
 Durazo ..... DH  
 Karros ..... 1B  
 Crosby ..... SS  
 Miller ..... C  
 Scutaro ..... 2B  
 Hudson ..... P

**2005**

Kotsay ..... CF  
 Kendall ..... C  
 Chavez ..... 3B  
 Durazo ..... DH  
 Hatteberg ..... 1B  
 Byrnes ..... LF  
 Crosby ..... SS  
 Swisher ..... RF  
 Ellis ..... 2B  
 Zito ..... P

**2006**

Ellis ..... 2B  
 Kotsay ..... CF  
 Crosby ..... SS  
 Chavez ..... 3B  
 Thomas ..... DH  
 Bradley ..... RF  
 Payton ..... LF  
 Kendall ..... C  
 Swisher ..... 1B  
 Zito ..... P

**2007**

Kendall ..... C  
 Stewart ..... LF  
 Bradley ..... CF  
 Piazza ..... DH  
 Chavez ..... 3B  
 Swisher ..... 1B  
 Crosby ..... SS  
 Buck ..... RF  
 Ellis ..... 2B  
 Haren ..... P

**2008**

Buck ..... RF  
 Ellis ..... 2B  
 Barton ..... 1B  
 Cust ..... DH  
 Brown ..... LF  
 Crosby ..... SS  
 Hannahan ..... 3B  
 Suzuki ..... C  
 R. Sweeney ..... CF  
 Blanton ..... P

**2009**

Sweeney ..... CF  
 Cabrera ..... SS  
 Giambi ..... DH  
 Holliday ..... LF  
 Garciparra ..... 1B  
 Chavez ..... 3B  
 Suzuki ..... C  
 Cust ..... RF  
 Ellis ..... 2B  
 Braden ..... P

**2010**

Davis ..... CF  
 Barton ..... 1B  
 Sweeney ..... RF  
 Kouzmanoff ..... 3B  
 Suzuki ..... C  
 Chavez ..... DH  
 Ellis ..... 2B  
 Buck ..... LF  
 Pennington ..... SS  
 Sheets ..... P

**2011**

Crisp ..... CF  
 Barton ..... 1B  
 DeJesus ..... RF  
 Willingham ..... LF  
 Matsui ..... DH  
 Suzuki ..... C  
 Ellis ..... 2B  
 Kouzmanoff ..... 3B  
 Pennington ..... SS  
 Cahill ..... P

**2012**

Weeks ..... 2B  
 Pennington ..... SS  
 Crisp ..... LF  
 Smith ..... DH  
 Suzuki ..... C  
 Reddick ..... RF  
 Céspedes ..... CF  
 Allen ..... 1B  
 Sogard ..... 3B  
 McCarthy ..... P

**2013**

Crisp ..... CF  
 Jaso ..... C  
 Reddick ..... RF  
 Céspedes ..... LF  
 Lowrie ..... SS  
 Moss ..... 1B  
 Donaldson ..... 3B  
 Smith ..... DH  
 Sogard ..... 2B  
 Anderson ..... P

**2014**

Crisp ..... CF  
 Donaldson ..... 3B  
 Lowrie ..... SS  
 Moss ..... DH  
 Céspedes ..... LF  
 Jaso ..... C  
 Reddick ..... RF  
 Barton ..... 1B  
 Sogard ..... 2B  
 Gray ..... P

**2015**

Gentry ..... RF  
 Fuld ..... CF  
 Zobrist ..... LF  
 Butler ..... DH  
 Davis ..... 1B  
 Lawrie ..... 3B  
 Vogt ..... C  
 Semien ..... SS  
 Sogard ..... 2B  
 Gray ..... P

**2016**

Burns ..... CF  
 Lowrie ..... 2B  
 Reddick ..... RF  
 Valencia ..... 3B  
 Davis ..... LF  
 Butler ..... DH  
 Canha ..... 1B  
 Vogt ..... C  
 Semien ..... SS  
 Hill ..... P

**2017**

R. Davis ..... CF  
 Joyce ..... RF  
 Healy ..... DH  
 K. Davis ..... LF  
 Vogt ..... C  
 Lowrie ..... 2B  
 Plouffe ..... 3B  
 Alonso ..... 1B  
 Semien ..... SS  
 Graveman ..... P

**2018**

Joyce ..... LF  
 Semien ..... SS  
 Lowrie ..... 2B  
 Davis ..... DH  
 Olson ..... 1B  
 Piscotty ..... RF  
 Chapman ..... 3B  
 Lucroy ..... C  
 Powell ..... CF  
 Graveman ..... P

**2019**

Laureano ..... CF  
 Chapman ..... 3B  
 Piscotty ..... RF  
 Davis ..... DH  
 Pinder ..... LF  
 Olson ..... 1B  
 Profar ..... 2B  
 Semien ..... SS  
 Hundley ..... C  
 Fiers ..... P

## THE CHAMPIONSHIP YEARS

**1910:** Finished with a 102-48 record and outdistanced the New York Highlanders by 14.5 games in the American League standings...defeated the Chicago Cubs in five games to win the first of five World Championships in Philadelphia...102 wins set a new American League record...opened the season in Washington in a game attended by President William Howard Taft, who honored the game by throwing out the first ball, setting a precedent which was followed by each of his successors until the Senators left Washington following the 1971 season...the pitching staff, headlined by Jack Coombs, Chief Bender, Cy Morgan and Eddie Plank, finished with a 1.79 ERA...Coombs emerged as the ace of the pitching staff and finished with a 31-9 record and a 1.30 ERA, including 13 shutouts...compiled a 46-inning scoreless streak during the season...the infield of Stuffie McInnis, Eddie Collins, Jack Barry and Frank Baker would become known as the “\$100,000 Infield”...won the first three games of the World Series before the Cubs took game four, 4-3 in 10 innings...Coombs won his third game of the series in Game 5, out pitching Mordecai Brown to lift the A's to their first world title.



**1910 PHILADELPHIA ATHLETICS** – Front row: Topsy Hartsel, Stuffie McInnis, Tom Atkins, Harry Krause, bat boy Louis Van Zelt, Jim Dygert, Eddie Collins, Jack Barry and Pat Livingston; Second row: Rube Oldring, Bris Lord, Danny Murphy, Manager Connie Mack, Eddie Plank, Jack Lapp and Amos Strunk; Top row: Harry Davis, Frank Baker, Jack Coombs, Ira Thomas, Chief Bender, Ben Hauser, Claude Derrick, Cy Morgan and Pat Donohue.

**1911:** Dominated the American League for the second straight season, finishing with a 101-50 record...defeated the New York Giants in six games to capture a second straight world championship...offense was paced by Eddie Collins, Frank Baker, Stuffie McInnis, Eddie Murphy and Bris Lord...Baker captured the American League home run title with 11 round trippers, earning him the nickname “Home Run” Baker...clinched the pennant on Sept. 26 with an 11-5 win over Detroit at Shibe Park, as Baker hit two doubles and two home runs...faced the New York Giants in the World Series in a rematch of the 1905 Fall Classic, won by the Giants...Christy Mathewson and Chief Bender squared-off in Game 1, just as they did in the 1905 Series finale...a run-scoring double by New York’s Josh Devore in the seventh inning broke a 1-1 tie as the Giants captured the first game...the A’s won Game 2, 3-1, behind the pitching of Eddie Plank and a home run by Baker...A’s took a 2-1 lead in the series by winning Game 3, 3-2 in 11 innings at the Polo Grounds...after heavy rains forced postponement of the series for a week, the A’s captured Game 4 at Shibe Park, 4-2, as Bender outdueled Mathewson...the Giants staved off elimination by winning Game 5 at the Polo Grounds, 4-3 in 10 innings...the A’s routed the Giants, 13-2 in Game 6 to capture their second straight World Series title.



**1911 PHILADELPHIA ATHLETICS** – Front row: Topsy Hartsel, Doc Martin, Dave Danforth, Louis Van Zeldt (mascot), Stuffie McInnis, Eddie Collins, Jack Barry; Row two: Rube Oldring, Bris Lord, Danny Murphy, Manager Connie Mack, Eddie Plank, Jack Lapp, Amos Strunk; Top row: Harry Davis, Frank Baker, Jack Coombs, Harry Krause, Ira Thomas, Chief Bender, Claude Derrick, Cy Morgan, Padding Livingston

**1913:** The Athletics post a 96-57 regular season record and outdistanced Washington by six and a half games to reclaim the American League pennant...defeated the New York Giants in five games to capture their third World Series title in four years...moved into first place in April and stayed atop the AL standings the rest of the way...Jack Coombs, three years removed from a 31-win season, missed the entire campaign with typhoid fever...Chief Bender (21-10), Eddie Plank (18-10), Boardwalk Brown (17-

11), Byron “Duke” Houck (14-6) and rookie “Bullet” Joe Bush (14-6) anchored the pitching staff... the “\$100,000 Infield” turned in another solid season...Frank Baker hit .336 to go along with an American League-best 12 home runs and 117 RBI...Stuffy McInnis hit .324 with 90 RBI, Collins finished with a .345 average while Barry batted .275...the Athletics and Giants split the first two games of the series before the A’s won Games 3, 4 and 5 to capture their third World Series title.



**1913 PHILADELPHIA ATHLETICS** – Front row: Byron Houck, Eddie Murphy, Eddie Plank, Amos Strunk, Danny Murphy, Jimmy Walsh, John Taff; Middle row: Tom Daley, Wally Schang, Jack Lapp, Boardwalk Brown, Chief Bender, Weldon Wyckoff, Harry Davis, Billy Orr; Top row: Joe Bush, Stuffy McInnis, Jack Barry, Eddie Collins, Frank Baker, Manager Connie Mack, Rube Oldring, Ira Thomas

**1929:** Behind a high-powered offense that featured six .300 hitters and the league’s best pitching staff paced by Lefty Grove and George Earnshaw, the A’s finished with a 104-46 record and captured the American League pennant by 18 games over the New York Yankees...defeated the Chicago Cubs in five games to win their fourth World Series title...the championship was the culmination of a long journey back to the top of the baseball world for Connie Mack’s club...after winning the 1914 pennant, the A’s spent the next seven seasons in the AL cellar before finishing seventh in 1922...finished sixth in 1923, fifth in ’24, second in ’25, third in ’26 and second in ’27 and ’28 before winning the pennant in 1929...Al Simmons leads the American League with 157 RBI and finished second with a .365 batting average...Jimmie Foxx hit .354 with 33 home runs while catcher Mickey Cochrane finished with a .331 average...Bing Miller (.335), Jimmy Dykes (.327) and Mule Haas (.313) also topped the .300 mark for the season...Earnshaw (24-8, 3.29) and Grove (20-6, 2.81) combined for 44 wins.

**1930:** After posting a 102-52 regular season record, the Athletics successfully defended their World Championship by defeating a hard-nosed St. Louis Cardinals team in six games...offensively, Al Simmons led the AL with a .381 average to go along with 36 home runs...Jimmie Foxx hit .335 and his 37 home runs ranked tied for third in the league behind Babe Ruth (49) and Lou Gehrig (41)...Mickey Cochrane finished the year with a .357 average...Lefty Grove posts a 28-5 record to go along with a 2.54 ERA while George Earnshaw finished with a 22-13 record and a 4.44 ERA...the 1931 Athletics won a franchise record 107 games, but were denied a third straight championship after losing to the St. Louis Cardinals in a seven-game World Series...after finishing second in 1932 and third in 1933, the A’s would average 92 losses a season for the next 21 years before relocating to Kansas City for the 1955 season.

**1972:** The Swingin’ A’s finished with a 93-62 regular season record and held off the Chicago White Sox to capture a second straight American League West title...defeated the Detroit Tigers in five games in the



**1929 PHILADELPHIA ATHLETICS** – Front row: Mule Haas, Joe Boley, Homer Summa, Walter French, Carroll Yerkes, Earl Mack, Eddie Collins, Jim Cronin, Sammy Hale, Max Bishop; Middle row: Charlie Perkins, Eddie Rommel, Jimmy Foxx, Trainer E.E. Ebling, Business Manager R. Von Ohl, Manager Connie Mack, President Thomas Shibe, Kid Gleason, Howard Ehmke, Jimmy Dykes, Mickey Cochrane; Top row: Bill Shores, Bevo Lebourveau, George Burns, Lefty Grove, Rube Walberg, Steve Pflueger, George Earnshaw, Al Simmons, Bing Miller, Bill Breckinridge, Jack Quinn

American League Championship Series to advance to the World Series, where they defeated the heavily-favored Cincinnati Reds in seven games...the pitching staff, led by Jim “Catfish” Hunter (21-7), Ken Holtzman (19-11), John “Blue Moon” Odom (15-6) and closer Rollie Fingers (11-9, 21 saves), finished second in the American League with a 2.58 ERA...a contract dispute forced Vida Blue, who won both the AL Cy Young Award and league MVP honors a year before, to miss spring training and he did not make his first start until May 28th...led by Mike Epstein (26) and Reggie Jackson (25), the A’s led the

## The Championship Years, continued

American League with 134 home runs...Jackson tore a hamstring muscle in the fifth game of the ALCS vs. Detroit and was sidelined for the World Series...Gene Tenace, who hit just .225 with five home runs during the regular season, hits a then-Fall Classic record four home runs to go along with a .348 average to earn World Series MVP honors.

**1973:** The A's claimed their third straight AL West title with a 94-68 record and dispatched the Baltimore Orioles to win a hard-fought five-game ALCS...defeated the New York Mets in seven games

to capture a second straight World Championship...Reggie Jackson led the American League in home runs (32) and RBI (117) and hit .293 to earn AL MVP honors...after hitting just .143 against Baltimore in the ALCS, Jackson earned World Series MVP honors after hitting .310 with three doubles, a triple and a home run against the Mets...third baseman Sal Bando hit .287 with 29 home runs and 98 RBI while playing all 162 games at third base...All-Star shortstop Campy Campaneris reached the 150-hit plateau for the second consecutive season and for the sixth time in 10 years...hit .333 vs. Baltimore and set then-ALCS records for total bases (14) and stolen bases (3) and tied an ALCS record with two home runs...hit .290 with six runs, three stolen bases, a triple and home run vs. the Mets in the World Series... Dick Green bounced back from an injury-plagued 1972 campaign to set a then-Oakland record for highest fielding percentage by a second baseman (.988)...Bill North, acquired in a trade with the Cubs in the off-season, emerged as the A's everyday center fielder, but a late season ankle injury forced him to miss both the ALCS and World Series...catcher Ray Fosse was acquired from Cleveland during spring training and established career highs in games played (143), at bats (492), doubles (23) and triples (2)...pitching staff was paced by 20-game winner Catfish Hunter (21-5), Ken Holtzman (21-13) and Vida Blue (20-9)...Hunter posted his third straight 21-win season despite missing a month of the season with an injury...strung together 13-straight victories from June 2 to September 5... Hunter posted two wins over Baltimore in the ALCS, including a 3-0 shutout in Game 5... he kept his record perfect in World Series play, winning Game 6 against the Mets...Holtzman won seven games in the month of May and finished with four shutouts among his 16 complete games...after a slow start, Blue won 11 of his last 13 decisions down the stretch to notch his second 20-win season in just his

third full Major League season... Blue tossed a team-high four shutouts during the season...Manager Dick Williams resigned shortly after the season after failing to come to terms on a new contract.

**1974:** Under new manager Alvin Dark, the A's defeated the Los Angeles Dodgers to claim their third straight World Series...finished the regular season with a 90-72 record and won their fourth straight AL West title by five games over Texas...defeated the Baltimore Orioles in a four-game ALCS to set up the first ever All-California World Series against the Dodgers...Catfish Hunter captured the American League Cy Young

### 1930 World Champion Philadelphia Athletics



1930 PHILADELPHIA ATHLETICS – Front row: Joe Boley, Max Bishop, Jimmy Dykes, Eddie Collins, Manager Connie Mack, Kid Gleason, Eddie Rommel, Al Simmons, Mickey Cochrane; Middle row: Ralph Perkins, Frank Higgins, Homer Summa, Jimmy Fox, Dibrrell Williams, Bing Miller, Lefty Grove, Jimmy Moore, Charlie Perkins; Top row: Trainer Dr. E. E. Ebling, Leroy Mahaffey, George Ershaw, George Haas, William Shores, Wally Schang, Coach Earl Mack and Jack Quinn

### 1972 World Champion Oakland Athletics



1972 OAKLAND A's – Front row: Matty Alou, Mike Hegan, bat boy Ron Pieraldi, Tim Lullen, Dick Green; Second row: Travelling secretary Tom Corwin, Bert Campaneris, Angel Mangual, Coach Jerry Adair, Coach Bill Posedel, Manager Dick Williams, Coach Vern Hoscheit, Coach Irv Noren, John "Blue Moon" Odom, Ted Kubiak; Third row: Trainer Joe Romo, Reggie Jackson, Gonzalo Marquez, Joe Horlen, Darold Knowles, Gene Tenace, Dal Maxvill, Sal Bando, Dave Hamilton, Vida Blue, Frank Ciensczyk; Fourth row: Joe Rudi, Don Mincher, Ken Holtzman, Rollie Fingers, George Hendrick, Bob Locker, Mike Epstein, Dave Duncan, Jim "Catfish" Hunter

Award after winning a career high 25 games to go along with a 2.49 ERA...Rollie Fingers made a career high 76 appearances to set a then-Oakland record...he was named World Series MVP after chalking up a win, two saves and a 1.93 ERA in four appearances...Fingers earned the win in Game 1 as he worked 4.1 innings in relief of Ken Holtzman...Campy Campaneris hit a career high .290 and stole over 30 bases for the 10th straight season...Campy batted .353 in five World Series games against the Dodgers...Joe Rudi led the AL in doubles (39) and total bases (287) while finishing third in RBI (99), fourth in slugging (.484) and fifth in hits (174)...Sal Bando finished second in the American League



1973 World Champion Oakland Athletics

1973 OAKLAND A's – Front row: Reggie Jackson, Jim "Catfish" Hunter, Pat Bourque, batboy Ron Pieraldi, Dick Green, Vic Davalillo, Billy North; Second row: Bert Campaneris, Vida Blue, Paul Lindblad, Coach Jerry Adair, Coach Vern Hoscheit, Manager Dick Williams, Coach Irv Noren, Coach Wes Stock, Sal Bando, Gene Tenace; Third row: Trainer Joe Romo, traveling secretary Jim Bank, Angel Mangual, Jesus Alou, Joe Rudi, John "Blue Moon" Odom, Mike Andrews, Ted Kubiak, equipment manager Frank Ciensczyk; Fourth Row: Horacio Pina, Ken Holtzman, Deron Johnson, Rollie Fingers, Billy Conigliaro, Ray Fosse, Darold Knowles and Allan Lewis

with 103 RBI...he hit game-winning home runs in the second and third games of the ALCS vs. Baltimore... Reggie Jackson started the season by batting .399 with 15 home runs and 42 RBI over the first 50 games... he made his fifth All-Star Game appearance in six years and amassed over 3.5 million votes in the fan balloting, nearly 800,000 more than runner up Hank Aaron...after a blazing start, Jackson hit just .239 with 14 home runs and 51 RBI over the final 104 games of the season...Claudell Washington made the jump from Double A to appear in 73 games and was named to Topps Rookie All-Star Team.

1989: The A's posted a regular season mark of 99-63 and finished seven games ahead of Kansas City in the American League West Division...defeated Toronto in five games to win a second straight American League pennant...swept the San Francisco Giants in the "Battle of the Bay" World Series, which will always be remembered for the devastating earthquake that struck on Oct. 17 at 5:04 pm, just minutes before the first pitch of Game 3 at Candlestick Park...for the second straight season, won more regular season games than any team in the Majors...never led the AL West by more than 4.5 games until the final week and never were more than three games out of the division lead...were an injury-plagued team for the first four months of the season as 11 different players spent time on the disabled list, including Jose Canseco, Mark McGwire, Storm Davis, Walt Weiss, Dennis Eckersley and Bob Welch...pitching staff posted the lowest ERA in the American League (3.09) for the second straight season...tossed a Major League-best 20 shutouts on the year...starting pitchers Dave Stewart (21-9), Mike Moore (19-11), Storm Davis (19-7) and Bob Welch

(17-8) combined for a 76-35 record with a 3.25 ERA...Stewart became the first pitcher to string together three 20-win seasons since Hall of Famer Jim Palmer accomplished the feat from 1975-78...became just the second player in Oakland history to reel off three straight 20-win seasons...was the first since Catfish Hunter won 20 or more games during a four year stretch from 1971-74...was 4-0 in four postseason starts and earned World Series MVP honors...third baseman Carney Lansford set an Oakland single-season record with a .336 batting average, which was the second best mark in the AL... offense received a tremendous boost when the team reacquired



1974 World Champion Oakland Athletics

1974 OAKLAND A's – Front row: Jim "Catfish" Hunter, Dal Maxvill, Angel Mangual, Jim Holt; Second row: Bert Campaneris, Paul Lindblad, Vida Blue, Coach Bob Hofman, Coach Bobby Winkles, Manager Alvin Dark, Coach Wes Stock, Coach Jerry Adair, Sal Bando, Ted Kubiak, Billy North; Third row: Trainer Joe Romo, Traveling secretary Jim Bank, Herb Washington, Reggie Jackson, Jesus Alou, Dave Hamilton, Glenn Abbott, Joe Rudi, Ray Fosse, Dick Green, Phil Garner, Equipment manager Frank Ciensczyk; Top row: Claudell Washington, Gene Tenace, Larry Haney, Ken Holtzman, Rollie Fingers, John "Blue Moon" Odom, Darold Knowles

## The Championship Years, continued

Oakland native Rickey Henderson in a trade with the New York Yankees on June 20th...Henderson hit .294 and reached base safely in 80 of the 85 games he played with Oakland down the stretch...tied Wade Boggs for the AL lead in runs scored (113) and topped the loop with a career high 126 walks...was named ALCS MVP after hitting .400 with 15 total bases, eight runs scored, five RBI and seven walks in five games vs. the Blue Jays...hit a combined .441 in nine postseason games...Dave Parker topped the team with 97 RBI to go along with 22 home runs...McGwire ranked third in the AL with 33 home runs and ranked 10th in RBI (95)...Mike Gallego, who was thrust into the starting shortstop's role with Weiss sidelined for 65 games with an injury, finished the season with career highs in virtually every offensive category, including average (.252), runs (45), hits (90), home runs (3) and RBI (30)...Canseco, who won AL MVP honors the year before, missed the first 88 games of the season due to a stress fracture of the hook of the hamate bone in his left hand...despite missing the first half of the season, still managed to finish third on the team in homers (17) and fourth in RBI (57)...hit a tremendous home run in Game 4 of the ALCS off Mike Flanagan, a blast that carried into the fifth deck in Toronto's SkyDome.



**1989 OAKLAND A's** – In front: Bat Boy *Tori Lewis*, Bat Boy *Evan Mattrai*, Bat Boy *Brian Caskey*; Front row: *Mike Gallego*, *Jim Corsi*, *Felix Jose*, Hitting Coach *Merv Rettenmund*, First Base Coach *Dave McKay*, Third Base Coach *Rene Lachemann*, Manager *Tony La Russa*, Pitching Coach *Dave Duncan*, Bullpen Coach *Art Kusnyer*, Bench Coach *Tommy Reynolds*, Glenn Hubbard, Matt Sinatro, Luis Polonia, Stan Javier; Second row: Traveling Secretary *Mickey Morabito*, Equipment manager *Frank Ciencszyk*, *Jose Canseco*, *Storm Davis*, *Dennis Eckersley*, *Bob Welch*, *Carney Lansford*, *Mark McGwire*, *Eric Plunk*, *Dave Parker*, Trainer *Barry Weinberg*, Assistant Trainer *Larry Davis*; Top row: *Tony Phillips*, *Todd Burns*, *Brian Snyder*, *Dave Henderson*, *Ron Hassey*, *Greg Cadaret*, *Mike Moore*, *Dave Stewart*, *Walt Weiss*, *Gene Nelson*, *Terry Steinbach*, *Rick Honeycutt*, *Curt Young*

## ALL-TIME POSTSEASON RESULTS

### AMERICAN LEAGUE WILD CARD

2014	Date	Site	W/L	Score	Winner	Loser	Save	Attendance
1	9/30	at Kansas City	L	8-9 (12)	Frasor	Otero		40,502
2018	Date	Site	W/L	Score	Winner	Loser	Save	Attendance
1	10/3	at New York	L	2-7	Betances	Hendriks		49,620
2019	Date	Site	W/L	Score	Winner	Loser	Save	Attendance
1	10/2	Tampa Bay	L	1-5	Morton	Manaea		54,005

### AMERICAN LEAGUE DIVISION SERIES

1981	Date	Site	W/L	Score	Winner	Loser	Save	Attendance
1	10/6	at Kansas City	W	4-0	NORRIS	LEONARD		40,592
2	10/7	at Kansas City	W	2-1	McCATTY	Jones		40,274
3	10/9	at Oakland	W	4-1	Langford	Gura	Beard	40,002
2000	Date	Site	W/L	Score	Winner	Loser	Save	Attendance
1	10/3	at Oakland	W	5-3	Heredia	Clemens	Isringhausen	47,360
2	10/4	at Oakland	L	0-4	Pettitte	Appier	Rivera	47,860
3	10/6	at New York	L	2-4	Hernandez	HUDSON	Rivera	56,606
4	10/7	at New York	W	11-1	Zito	Clemens		56,915
5	10/8	at Oakland	L	5-7	Stanton	Heredia	Rivera	41,170
2001	Date	Site	W/L	Score	Winner	Loser	Save	Attendance
1	10/10	at New York	W	5-3	Mulder	Clemens	Isringhausen	56,697
2	10/11	at New York	W	2-0	Hudson	Pettitte	Isringhausen	56,684
3	10/13	at Oakland	L	0-1	Mussina	Zito	Rivera	55,861
4	10/14	at Oakland	L	2-9	Hernandez	Lidle		43,681
5	10/15	at New York	L	3-5	Stanton	Mulder	Rivera	56,642

2002	Date	Site	W/L	Score	Winner	Loser	Save	Attendance
1	10/1	at Oakland	L	5-7	Radke	Lilly	Guardado	34,853
2	10/2	at Oakland	W	9-1	Mulder	Mays		31,953
3	10/4	at Minnesota	W	6-3	Zito	Reed	Koch	55,932
4	10/5	at Minnesota	L	2-11	Milton	Hudson		55,960
5	10/6	at Oakland	L	4-5	Radke	Mulder		32,146

2003	Date	Site	W/L	Score	Winner	Loser	Save	Attendance
1	10/1	at Oakland	W	5-4 (12)	Harden	Lowe		50,606
2	10/2	at Oakland	W	5-1	Zito	Wakefield		36,305
3	10/4	at Boston	L	1-3 (11)	Williamson	Harden		35,460
4	10/5	at Boston	L	4-5	Williamson	Foulke		35,048
5	10/6	at Oakland	L	3-4	Martinez	Zito	Lowe	49,397

2006	Date	Site	W/L	Score	Winner	Loser	Save	Attendance
1	10/3	at Minnesota	W	3-2	Zito	Santana	Street	55,542
2	10/4	at Minnesota	W	5-2	Calero	Neshek	Street	55,710
3	10/6	Minnesota	W	8-3	Haren	Radke		35,694

2012	Date	Site	W/L	Score	Winner	Loser	Save	Attendance
1	10/6	at Detroit	L	1-3	Verlander	Parker	Valverde	43,323
2	10/7	at Detroit	L	4-5	Albuquerque	Balfour		40,684
3	10/9	Detroit	W	2-0	Anderson	Sanchez	Balfour	37,090
4	10/10	Detroit	W	4-3	Cook	Valverde		36,385
5	10/11	Detroit	L	0-6	VERLANDER	Parker		36,393

2013	Date	Site	W/L	Score	Winner	Loser	Save	Attendance
1	10/4	Detroit	L	2-3	Scherzer	Colón	Benoit	48,401
2	10/5	Detroit	W	1-0	Balfour	Albuquerque		48,292
3	10/7	at Detroit	W	6-3	Parker	Sanchez	Balfour	43,973
4	10/8	at Detroit	L	6-8	Scherzer	Doolittle		43,958
5	10/10	Detroit	L	0-3	Verlander	Gray	Benoit	46,959

## AMERICAN LEAGUE CHAMPIONSHIP SERIES

1971	Date	Site	W/L	Score	Winner	Loser	Save	Attendance
1	10/3	at Baltimore	L	3-5	McNally	Blue	Watt	42,621
2	10/4	at Baltimore	L	1-5	CUELLAR	HUNTER		35,003
3	10/5	at Oakland	L	3-5	PALMER	Segui		33,176

1972	Date	Site	W/L	Score	Winner	Loser	Save	Attendance
1	10/7	at Oakland	W	3-2 (11)	Fingers	Lolich		29,536
2	10/8	at Oakland	W	5-0	ODOM	Fryman		31,088
3	10/10	at Detroit	L	0-3	COLEMAN	Holtzman		41,156
4	10/11	at Detroit	L	3-4 (10)	Hiller	Horlen		37,615
5	10/12	at Detroit	W	2-1	Odom	Fryman	Blue	50,276

1973	Date	Site	W/L	Score	Winner	Loser	Save	Attendance
1	10/6	at Baltimore	L	0-6	PALMER	Blue		41,279
2	10/7	at Baltimore	W	6-3	Hunter	McNally	Fingers	48,425
3	10/9	at Oakland	W	2-1 (11)	HOLTZMAN	CUELLAR		34,467
4	10/10	at Oakland	L	4-5	Jackson	Fingers		27,497
5	10/11	at Oakland	W	3-0	HUNTER	Alexander		24,265

1974	Date	Site	W/L	Score	Winner	Loser	Save	Attendance
1	10/5	at Oakland	L	3-6	Cuellar	Hunter		41,609
2	10/6	at Oakland	W	5-0	HOLTZMAN	McNally		42,810
3	10/8	at Baltimore	W	1-0	BLUE	PALMER		32,060
4	10/9	at Baltimore	W	2-1	Hunter	Cuellar	Fingers	28,136

1975	Date	Site	W/L	Score	Winner	Loser	Save	Attendance
1	10/4	at Boston	L	1-7	TIANT	Holtzman		35,578
2	10/5	at Boston	L	3-6	Moret	Fingers	Drago	35,578
3	10/7	at Oakland	L	3-5	Wise	Holtzman	Drago	49,358

1981	Date	Site	W/L	Score	Winner	Loser	Save	Attendance
1	10/13	at New York	L	1-3	John	Norris	Gossage	55,740
2	10/14	at New York	L	3-13	Frazier	McCatty		48,497
3	10/15	at Oakland	L	0-4	Righetti	Keough		47,302

## All-Time Postseason Results, continued

1988	Date	Site	W/L	Score	Winner	Loser	Save	Attendance
1	10/5	at Boston	W	2-1	Honeycutt	HURST	Eckersley	34,104
2	10/6	at Boston	W	4-3	Nelson	Smith	Eckersley	34,605
3	10/8	at Oakland	W	10-6	Nelson	Boddicker	Eckersley	49,261
4	10/9	at Oakland	W	4-1	Stewart	Hurst	Eckersley	49,406

1989	Date	Site	W/L	Score	Winner	Loser	Save	Attendance
1	10/3	at Oakland	W	7-3	Stewart	Stieb		49,435
2	10/4	at Oakland	W	6-3	Moore	Stottlemyre	Eckersley	49,444
3	10/6	at Toronto	L	3-7	Key	Davis		50,268
4	10/7	at Toronto	W	6-5	Welch	Flanagan	Eckersley	50,076
5	10/8	at Toronto	W	4-3	Stewart	Stieb	Eckersley	50,024

1990	Date	Site	W/L	Score	Winner	Loser	Save	Attendance
1	10/6	at Boston	W	9-1	Stewart	Andersen		35,192
2	10/7	at Boston	W	4-1	Welch	Harris	Eckersley	35,070
3	10/9	at Oakland	W	4-1	Moore	BODDICKER	Eckersley	49,026
4	10/10	at Oakland	W	3-1	Stewart	Clemens	Honeycutt	49,052

1992	Date	Site	W/L	Score	Winner	Loser	Save	Attendance
1	10/7	at Toronto	W	4-3	Russell	MORRIS	Eckersley	51,039
2	10/8	at Toronto	L	1-3	Cone	Moore	Henke	51,114
3	10/10	at Oakland	L	5-7	Guzman	Darling	Henke	46,911
4	10/11	at Oakland	L	6-7 (11)	Ward	Downs	Henke	47,732
5	10/12	at Oakland	W	6-2	STEWART	Cone		44,955
6	10/14	at Toronto	L	2-9	Guzman	Moore		51,335

2006	Date	Site	W/L	Score	Winner	Loser	Save	Attendance
1	10/10	Detroit	L	1-5	Robertson	Zito		35,655
2	10/11	Detroit	L	5-8	Verlander	Loaiza	Jones	36,168
3	10/13	at Detroit	L	0-3	Rogers	Harden	Jones	41,669
4	10/14	at Detroit	L	3-6	Ledezma	Street		42,967

## WORLD SERIES

1905	Date	Site	W/L	Score	Winner	Loser	Save	Attendance
1	10/9	at Philadelphia	L	0-3	MATHEWSON	PLANK		17,955
2	10/10	at New York	W	3-0	BENDER	McGinnity		24,992
3	10/12	at Philadelphia	L	0-9	MATHEWSON	COAKLEY		10,991
4	10/13	at New York	L	0-1	MCGINNITY	PLANK		13,598
5	10/14	at New York	L	0-2	MATHEWSON	BENDER		24,187

1910	Date	Site	W/L	Score	Winner	Loser	Save	Attendance
1	10/17	at Philadelphia	W	4-1	BENDER	Overall		26,891
2	10/18	at Philadelphia	W	9-3	COOMBS	Brown		24,597
3	10/20	at Chicago	W	12-5	COOMBS	McIntire		26,210
4	10/22	at Chicago	L	3-4 (10)	Brown	BENDER		19,150
5	10/23	at Chicago	W	7-2	COOMBS	BROWN		27,374

1911	Date	Site	W/L	Score	Winner	Loser	Save	Attendance
1	10/14	at New York	L	1-2	MATHEWSON	BENDER		38,281
2	10/16	at Philadelphia	W	3-1	PLANK	Marquard		26,286
3	10/17	at New York	W	3-2 (11)	COOMBS	MATHEWSON		37,216
4	10/24	at Philadelphia	W	4-2	BENDER	Mathewson		24,355
5	10/25	at New York	L	3-4 (10)	Crandall	Plank		33,228
6	10/26	at Philadelphia	W	13-2	BENDER	Ames		20,485

1913	Date	Site	W/L	Score	Winner	Loser	Save	Attendance
1	10/7	at New York	W	6-4	BENDER	Marquard		36,291
2	10/8	at Philadelphia	L	0-3 (10)	MATHEWSON	PLANK		20,563
3	10/9	at New York	W	8-2	BUSH	Tesreau		36,896
4	10/10	at Philadelphia	W	6-5	BENDER	Demaree		20,568
5	10/11	at New York	W	3-1	PLANK	MATHEWSON		36,632

1914	Date	Site	W/L	Score	Winner	Loser	Save	Attendance
1	10/9	at Philadelphia	L	1-7	RUDOLPH	Bender		20,562
2	10/10	at Philadelphia	L	0-1	JAMES	PLANK		20,562
3	10/12	at Boston	L	4-5 (12)	James	BUSH		35,520
4	10/13	at Boston	L	1-3	RUDOLPH	Shawkey		34,365



<b>1929</b>	<b>Date</b>	<b>Site</b>	<b>W/L</b>	<b>Score</b>	<b>Winner</b>	<b>Loser</b>	<b>Save</b>	<b>Attendance</b>
1	10/8	at Chicago	W	3-1	EHMKE	Root		50,740
2	10/9	at Chicago	W	9-3	Earnshaw	Malone		49,987
3	10/11	at Philadelphia	L	1-3	BUSH	EARNSHAW		29,921
4	10/12	at Philadelphia	W	10-8	Rommel	Blake		29,921
5	10/14	at Philadelphia	W	3-2	Walberg	MALONE		29,921
<b>1930</b>	<b>Date</b>	<b>Site</b>	<b>W/L</b>	<b>Score</b>	<b>Winner</b>	<b>Loser</b>	<b>Save</b>	<b>Attendance</b>
1	10/1	at Philadelphia	W	5-2	GROVE	GRIMES		32,295
2	10/2	at Philadelphia	W	6-1	EARNSHAW	Rhem		32,295
3	10/4	at St. Louis	L	0-5	HALLAHAN	Walberg		36,944
4	10/5	at St. Louis	L	1-3	HAINES	GROVE		39,946
5	10/6	at St. Louis	W	2-0	Grove	GRIMES		38,844
6	10/8	at Philadelphia	W	7-1	EARNSHAW	Hallahan		32,295
<b>1931</b>	<b>Date</b>	<b>Site</b>	<b>W/L</b>	<b>Score</b>	<b>Winner</b>	<b>Loser</b>	<b>Save</b>	<b>Attendance</b>
1	10/1	at St. Louis	W	6-2	GROVE	Derringer		38,529
2	10/2	at St. Louis	L	0-2	HALLAHAN	EARNSHAW		35,947
3	10/5	at Philadelphia	L	2-5	GRIMES	Grove		32,295
4	10/6	at Philadelphia	W	3-0	EARNSHAW	Johnson		32,295
5	10/7	at Philadelphia	L	1-5	HALLAHAN	Hoyt		32,295
6	10/9	at St. Louis	W	8-1	GROVE	Derringer		39,401
7	10/10	at St. Louis	L	2-4	Grimes	Earnshaw		20,805
<b>1972</b>	<b>Date</b>	<b>Site</b>	<b>W/L</b>	<b>Score</b>	<b>Winner</b>	<b>Loser</b>	<b>Save</b>	<b>Attendance</b>
1	10/14	at Cincinnati	W	3-2	Holtzman	Nolan	Blue	52,918
2	10/15	at Cincinnati	W	2-1	Hunter	Grimsley	Fingers	53,244
3	10/18	at Oakland	L	0-1	Billingham	Odom	Carroll	49,410
4	10/19	at Oakland	W	3-2	Fingers	Carroll		49,410
5	10/20	at Oakland	L	4-5	Grimsley	Fingers	Billingham	49,410
6	10/21	at Cincinnati	L	1-8	Grimsley	Blue	Hall	52,737
7	10/22	at Cincinnati	W	3-2	Hunter	Borbon	Fingers	56,040
<b>1973</b>	<b>Date</b>	<b>Site</b>	<b>W/L</b>	<b>Score</b>	<b>Winner</b>	<b>Loser</b>	<b>Save</b>	<b>Attendance</b>
1	10/13	at Oakland	W	2-1	Holtzman	Matlack	Knowles	46,021
2	10/14	at Oakland	L	7-10 (12)	McGraw	Fingers	Stone	49,151
3	10/16	at New York	W	3-2 (11)	Lindblad	Parker	Fingers	54,817
4	10/17	at New York	L	1-6	Matlack	Holtzman	Sadecki	54,817
5	10/18	at New York	L	0-2	Koosman	Blue	McGraw	54,817
6	10/20	at Oakland	W	3-1	Hunter	Seaver	Fingers	49,333
7	10/21	at Oakland	W	5-2	Holtzman	Matlack	Knowles	49,333
<b>1974</b>	<b>Date</b>	<b>Site</b>	<b>W/L</b>	<b>Score</b>	<b>Winner</b>	<b>Loser</b>	<b>Save</b>	<b>Attendance</b>
1	10/12	at Los Angeles	W	3-2	Fingers	Messersmith	Hunter	55,974
2	10/13	at Los Angeles	L	2-3	Sutton	Blue	Marshall	55,989
3	10/15	at Oakland	W	3-2	Hunter	Downing		49,347
4	10/16	at Oakland	W	5-2	Holtzman	Messersmith	Fingers	49,347
5	10/17	at Oakland	W	3-2	Odom	Marshall	Fingers	49,347
<b>1988</b>	<b>Date</b>	<b>Site</b>	<b>W/L</b>	<b>Score</b>	<b>Winner</b>	<b>Loser</b>	<b>Save</b>	<b>Attendance</b>
1	10/15	at Los Angeles	L	4-5	Pena	Eckersley		55,983
2	10/16	at Los Angeles	L	0-6	HERSHISER	Davis		56,051
3	10/18	at Oakland	W	2-1	Honeycutt	Howell		49,316
4	10/19	at Oakland	L	3-4	Belcher	Stewart	Howell	49,317
5	10/20	at Oakland	L	2-5	HERSHISER	Davis		49,317
<b>1989</b>	<b>Date</b>	<b>Site</b>	<b>W/L</b>	<b>Score</b>	<b>Winner</b>	<b>Loser</b>	<b>Save</b>	<b>Attendance</b>
1	10/14	at Oakland	W	5-0	STEWART	Garrelts		49,385
2	10/15	at Oakland	W	5-1	Moore	Reuschel		49,388
3	10/27	at San Francisco	W	13-7	Stewart	Garrelts		62,038
4	10/28	at San Francisco	W	9-6	Moore	Robinson	Eckersley	62,032
<b>1990</b>	<b>Date</b>	<b>Site</b>	<b>W/L</b>	<b>Score</b>	<b>Winner</b>	<b>Loser</b>	<b>Save</b>	<b>Attendance</b>
1	10/16	at Cincinnati	L	0-7	Rijo	Stewart		55,830
2	10/17	at Cincinnati	L	4-5 (10)	Dibble	Eckersley		55,832
3	10/19	at Oakland	L	3-8	Browning	Moore		48,269
4	10/20	at Oakland	L	1-2	Rijo	STEWART	Myers	48,613

Capitals denote complete game.

# POSTSEASON TEAM TOTALS

## AMERICAN LEAGUE WILD CARD

Year	AVG.	G	AB	R	H	TB	2B	3B	HR	RBI	SH	SF	HP	BB	IBB	SO	SB	CS	DP	E	SLG	OBP
2014	.277	1	47	8	13	19	0	0	2	8	1	0	0	6	1	15	0	0	0	0	.404	.358
2018	.152	1	33	2	5	8	0	0	1	2	0	0	0	5	0	13	0	0	0	.242	.263	
2019	.242	1	33	1	8	8	0	0	1	0	1	0	1	3	0	12	0	0	2	0	.242	.297
<b>Totals</b>	<b>.230</b>	<b>3</b>	<b>113</b>	<b>11</b>	<b>26</b>	<b>35</b>	<b>0</b>	<b>0</b>	<b>3</b>	<b>11</b>	<b>1</b>	<b>1</b>	<b>0</b>	<b>14</b>	<b>1</b>	<b>40</b>	<b>0</b>	<b>0</b>	<b>2</b>	<b>0</b>	<b>.310</b>	<b>.313</b>

Year	W	L	ERA	G	GS	CG	GF	SHO	SV	IP	H	R	ER	HR	HB	BB	IBB	SO	WP	BK	AVG.
2014	0	1	6.94	1	1	0	1	0	0	11.2	15	9	9	0	0	3	0	8	1	0	.341
2018	0	1	7.88	1	1	0	1	0	0	8.0	7	7	7	2	0	4	0	6	1	0	.241
2019	0	1	5.00	1	1	0	1	0	0	9.0	7	5	5	4	0	2	0	12	0	0	.206
<b>Totals</b>	<b>0</b>	<b>3</b>	<b>6.59</b>	<b>3</b>	<b>3</b>	<b>0</b>	<b>3</b>	<b>0</b>	<b>0</b>	<b>28.2</b>	<b>29</b>	<b>21</b>	<b>21</b>	<b>6</b>	<b>0</b>	<b>9</b>	<b>0</b>	<b>26</b>	<b>2</b>	<b>0</b>	<b>.271</b>

## AMERICAN LEAGUE DIVISION SERIES

Year	AVG.	G	AB	R	H	TB	2B	3B	HR	RBI	SH	SF	HP	BB	IBB	SO	SB	CS	DP	E	SLG	OBP
1981	.253	3	99	10	25	39	5	0	3	9	3	0	0	6	0	10	2	2	1	3	.394	.295
2000	.263	5	167	23	44	59	9	0	2	22	1	2	2	19	1	31	3	0	6	5	.353	.342
2001	.247	5	174	12	43	70	13	1	4	11	0	2	3	11	1	31	3	0	3	6	.402	.300
2002	.288	5	184	26	53	92	13	1	8	25	0	1	1	12	1	34	1	0	2	3	.500	.333
2003	.213	5	178	18	38	51	8	1	1	15	1	0	4	21	2	37	3	0	0	5	.287	.310
2006	.245	3	106	16	26	50	9	0	5	15	0	0	0	6	1	19	0	0	2	1	.472	.286
2012	.194	5	155	11	30	44	5	0	3	10	1	0	2	14	0	50	2	1	2	3	.284	.269
2013	.217	5	166	15	36	63	6	3	5	14	1	1	1	14	2	57	1	0	1	1	.380	.280
<b>Totals</b>	<b>.240</b>	<b>36</b>	<b>1229</b>	<b>131</b>	<b>295</b>	<b>468</b>	<b>68</b>	<b>6</b>	<b>31</b>	<b>121</b>	<b>7</b>	<b>6</b>	<b>13</b>	<b>103</b>	<b>8</b>	<b>269</b>	<b>15</b>	<b>3</b>	<b>17</b>	<b>27</b>	<b>.381</b>	<b>.304</b>

Year	W	L	ERA	G	GS	CG	GF	SHO	SV	IP	H	R	ER	HR	HB	BB	IBB	SO	WP	BK	AVG.
1981	3	0	0.67	3	3	2	1	1	1	27.0	20	2	2	0	0	7	0	11	0	0	.204
2000	2	3	3.48	5	5	1	4	0	1	44.0	41	19	17	1	1	16	2	35	0	0	.244
2001	2	3	2.86	5	5	0	5	1	2	44.0	40	18	14	3	4	11	0	29	0	0	.241
2002	2	3	4.09	5	5	0	5	0	1	44.0	52	27	20	5	2	14	1	42	4	0	.291
2003	2	3	2.98	5	5	0	5	0	0	48.1	38	17	16	8	2	18	5	39	1	0	.211
2006	3	0	2.33	3	3	0	3	0	2	27.0	26	7	7	5	0	6	0	11	0	0	.257
2012	2	3	2.89	5	5	0	5	1	1	43.2	41	17	14	2	3	7	1	39	4	0	.252
2013	2	3	3.48	5	5	0	5	1	1	44.0	38	17	17	3	2	13	1	38	1	0	.235
<b>Totals</b>	<b>18</b>	<b>18</b>	<b>2.99</b>	<b>36</b>	<b>36</b>	<b>3</b>	<b>33</b>	<b>4</b>	<b>9</b>	<b>322.0</b>	<b>296</b>	<b>124</b>	<b>107</b>	<b>27</b>	<b>14</b>	<b>92</b>	<b>10</b>	<b>244</b>	<b>10</b>	<b>0</b>	<b>.243</b>

## AMERICAN LEAGUE CHAMPIONSHIP SERIES

Year	AVG.	G	AB	R	H	TB	2B	3B	HR	RBI	SH	SF	HP	BB	IBB	SO	SB	CS	DP	E	SLG	OBP
1971	.229	3	96	7	22	41	8	1	3	7	2	0	0	5	0	16	0	3	3	0	.427	.267
1972	.224	5	170	13	38	49	8	0	1	10	4	1	3	12	0	35	7	2	2	3	.288	.285
1973	.200	5	160	15	32	54	5	1	5	15	4	1	2	17	3	39	3	1	2	4	.338	.283
1974	.183	4	120	11	22	37	4	1	3	11	2	1	1	22	3	16	3	3	3	2	.308	.313
1975	.194	3	98	7	19	28	6	0	1	7	0	0	0	9	0	14	0	0	2	6	.286	.262
1981	.222	3	99	4	22	28	4	1	0	4	0	0	0	6	1	23	2	0	6	4	.283	.267
1988	.299	4	137	20	41	70	8	0	7	20	0	1	0	10	3	35	1	3	1	3	.511	.345
1989	.272	5	158	26	43	75	9	1	7	23	3	2	1	20	0	32	13	3	2	3	.475	.354
1990	.299	4	127	20	38	42	4	0	0	18	4	3	4	19	2	21	9	3	5	1	.331	.399
1992	.251	6	207	24	52	71	5	1	4	23	3	2	1	24	2	33	16	2	5	7	.343	.329
2006	.221	4	131	9	29	48	7	0	4	9	0	0	1	14	0	28	0	0	7	3	.366	.301
<b>Totals</b>	<b>.238</b>	<b>46</b>	<b>1503</b>	<b>156</b>	<b>358</b>	<b>543</b>	<b>68</b>	<b>6</b>	<b>35</b>	<b>147</b>	<b>22</b>	<b>11</b>	<b>13</b>	<b>158</b>	<b>14</b>	<b>292</b>	<b>54</b>	<b>20</b>	<b>38</b>	<b>36</b>	<b>.361</b>	<b>.314</b>

Year	W	L	ERA	G	GS	CG	GF	SHO	SV	IP	H	R	ER	HR	HB	BB	IBB	SO	WP	BK	AVG.
1971	0	3	5.40	3	3	1	2	0	0	25.0	26	15	15	4	0	13	2	22	1	0	.274
1972	3	2	1.76	5	5	1	4	1	1	46.0	32	10	9	4	0	13	2	25	2	0	.198
1973	3	2	2.74	5	5	2	3	1	1	46.0	36	15	14	3	2	16	1	25	1	0	.211
1974	3	1	1.75	4	4	2	2	2	1	36.0	22	7	7	3	0	5	0	20	0	0	.177
1975	0	3	4.32	3	3	0	3	0	0	25.0	31	18	12	2	0	3	2	12	1	0	.316
1981	0	3	6.84	3	3	0	3	0	0	25.0	36	20	19	3	2	13	0	10	1	0	.336
1988	4	0	2.00	4	4	0	4	0	4	36.0	26	11	8	2	1	18	0	23	1	1	.206
1989	4	1	3.89	5	5	0	5	0	3	44.0	40	21	19	3	0	15	1	24	1	0	.242
1990	4	0	1.00	4	4	0	4	0	3	36.0	23	4	4	1	0	6	0	16	0	0	.183
1992	2	4	4.50	6	6	1	5	0	1	54.0	59	31	27	10	0	23	1	29	3	0	.281
2006	0	4	5.71	4	4	0	4	0	0	34.2	39	22	22	7	0	19	2	25	3	0	.285
<b>Totals</b>	<b>23</b>	<b>23</b>	<b>3.44</b>	<b>46</b>	<b>46</b>	<b>7</b>	<b>39</b>	<b>4</b>	<b>14</b>	<b>407.2</b>	<b>370</b>	<b>174</b>	<b>156</b>	<b>42</b>	<b>5</b>	<b>144</b>	<b>11</b>	<b>231</b>	<b>14</b>	<b>1</b>	<b>.243</b>

## WORLD SERIES

Year	AVG.	G	AB	R	H	TB	2B	3B	HR	RBI	SH	SF	HP	BB	IBB	SO	SB	CS	DP	E	SLG	OBP
1905	.161	5	155	3	25	30	5	0	0	2	3	0	1	5	-	25	2	2	2	8	.194	.193
1910	.316	5	177	35	56	80	19	1	1	30	7	0	2	17	-	24	7	7	3	11	.452	.383
1911	.244	6	205	27	50	74	15	0	3	21	7	2	0	4	-	31	4	6	0	11	.361	.256
1913	.264	5	174	23	46	64	4	4	2	21	5	2	0	7	-	16	5	2	0	5	.368	.290
1914	.172	4	128	6	22	31	9	0	0	5	2	1	0	13	-	28	2	3	2	3	.242	.246
1929	.281	5	171	26	48	71	5	0	6	26	6	1	1	13	-	27	0	2	4	4	.415	.333
1930	.197	6	178	21	35	67	10	2	6	21	4	3	1	24	-	32	0	2	3	3	.376	.291
1931	.220	7	227	22	50	64	5	0	3	20	4	0	1	28	-	46	0	0	5	2	.282	.309
1972	.209	7	220	16	46	65	4	0	5	16	6	0	1	21	5	37	1	3	2	9	.295	.281
1973	.212	7	241	21	51	75	12	3	2	20	2	1	2	28	3	62	3	4	2	9	.311	.298
1974	.211	5	142	16	30	46	4	0	4	14	7	1	2	16	1	42	3	3	3	5	.324	.298
1988	.177	5	158	11	28	37	3	0	2	11	1	1	1	17	1	41	3	0	2	2	.234	.260
1989	.301	4	146	32	44	85	8	3	9	30	0	0	1	18	3	22	4	1	2	1	.582	.382
1990	.207	4	135	8	28	41	4	0	3	8	2	1	0	12	1	28	7	0	2	5	.304	.270
<b>Totals</b>	<b>.228</b>	<b>75</b>	<b>2457</b>	<b>267</b>	<b>559</b>	<b>830</b>	<b>107</b>	<b>13</b>	<b>46</b>	<b>245</b>	<b>56</b>	<b>13</b>	<b>13</b>	<b>223</b>	<b>-</b>	<b>461</b>	<b>41</b>	<b>35</b>	<b>32</b>	<b>78</b>	<b>.338</b>	<b>.294</b>

Year	W	L	ERA	G	GS	CG	GF	SHO	SV	IP	H	R	ER	HR	HB	BB	IBB	SO	WP	BK	AVG.
1905	1	4	1.47	5	5	5	0	1	-	43.0	31	15	7	0	2	15	-	26	1	0	.203
1910	4	1	2.76	5	5	5	0	0	-	45.2	35	15	14	0	0	18	-	31	1	0	.222
1911	4	2	1.29	6	6	5	1	0	-	55.2	33	13	8	0	3	14	-	44	1	0	.175
1913	4	1	2.15	5	5	5	0	0	-	46.0	33	15	11	1	3	8	-	19	0	0	.201
1914	0	4	3.41	4	4	2	2	0	-	37.0	33	16	14	1	1	15	-	18	0	0	.244
1929	4	1	2.40	5	5	2	3	0	-	45.0	43	17	12	1	0	13	-	50	0	0	.249
1930	4	2	1.73	6	6	4	2	1	-	52.0	38	12	10	2	0	11	-	33	0	0	.200
1931	3	4	2.66	7	7	4	3	1	-	61.0	54	19	18	2	0	9	-	41	1	0	.236
1972	4	3	3.05	7	7	0	7	0	3	62.0	46	21	21	3	1	27	8	46	4	0	.209
1973	4	3	2.32	7	7	0	7	0	4	66.0	66	24	17	4	3	26	6	36	3	0	.253
1974	4	1	2.05	5	5	0	5	0	3	44.0	36	11	10	4	1	16	0	32	1	0	.228
1988	1	4	3.92	5	5	0	5	0	0	43.2	41	21	19	5	1	13	0	36	1	1	.246
1989	4	0	3.50	4	4	1	3	1	1	36.0	28	14	14	4	0	8	0	27	2	0	.209
1990	0	4	3.82	4	4	1	3	0	0	35.1	45	22	15	3	1	15	1	9	2	0	.317
<b>Totals</b>	<b>41</b>	<b>34</b>	<b>2.54</b>	<b>75</b>	<b>75</b>	<b>34</b>	<b>41</b>	<b>4</b>	<b>-</b>	<b>672.1</b>	<b>562</b>	<b>235</b>	<b>190</b>	<b>30</b>	<b>16</b>	<b>208</b>	<b>-</b>	<b>448</b>	<b>17</b>	<b>1</b>	<b>.227</b>

# DIVISION SERIES RECORDS

## INDIVIDUAL BATTING

### Highest Batting Average

Career (min. 25 pa).....	.350 (Yoenis Céspedes, 2012-13)
Series (min. 10 pa).....	.545 (Tony Armas, 1981)
	.545 (Dwayne Murphy, 1981)

### Highest Slugging Percentage

Career (min. 25 pa).....	.525 (Yoenis Céspedes, 2012-13)
Series (min. 10 pa).....	1.200 (Frank Thomas, 2006)

### Highest On-Base Percentage

Career (min. 25 pa).....	.477 (Jason Giambi, 2000-01)
Series (min. 10 pa).....	.588 (Scott Hatteberg, 2002)

### Most Games Played

Career.....	23 (Eric Chavez, 2000-03, 06)
-------------	-------------------------------

### Most At Bats

Career.....	95 (Eric Chavez, 2000-03, 06)
Series.....	23 (Miguel Tejada, 2003)
Game.....	6 (Eric Chavez, 2003 Game 1, 12 innings)
	6 (Miguel Tejada, 2003 Game 1, 12 innings)

### Most Runs

Career.....	10 (Eric Chavez, 2000-03, 06)
Series.....	7 (Ray Durham, 2002)
Game.....	3 (Coco Crisp, 2013 Game 4)
	3 (Ray Durham, 2002 Game 2)
	3 (Rickey Henderson, 1981 Game 3)

### Most Hits

Career.....	21 (Eric Chavez, 2000-03, 06)
Series.....	9 (Johnny Damon, 2001)
Game.....	4 (Coco Crisp, 2013 Game 4)
	4 (Jason Giambi, 2001 Game 5)
	4 (Miguel Tejada, 2001 Game 4)
	4 (Johnny Damon, 2001 Game 1)
	4 (Tony Armas, 1981 Game 2)
Hitting Streak, Series.....	.5 (six times, last: Yoenis Céspedes, 2013)
Hitting Streak, Career.....	10 (Yoenis Céspedes, October 6, 2012-present)

### Most Doubles

Career.....	7 (Miguel Tejada, 2000-03)
Series.....	4 (Marco Scutaro, 2006)
Game.....	2 (six times, last: Coco Crisp, 2013 Game 3)

### Most Triples

Career.....	1 (six times, last: Céspedes, Crisp and Vogt, 2013)
Series.....	1 (six times, last: Céspedes, Crisp and Vogt, 2013)
Game.....	1 (six times, last: Coco Crisp, 2013 Game 4)

### Most Home Runs

Career.....	4 (Terrence Long, 2000-03)
Series.....	2 (Frank Thomas, 2006)
	2 (Ray Durham, 2002)
	2 (Terrence Long, 2001)
Game.....	2 (Frank Thomas, 2006 Game 1)
	2 (Terrence Long, 2001 Game 1)
Grand Slams.....	none
Pinch Hit.....	none

Inside The Park.....	Mark Kotsay, 2006 Game 2
	Ray Durham, 2002 Game 3
Leadoff.....	Coco Crisp, 2012 Game 1
	Ray Durham, 2002 Game 3
Game Ending.....	none

### Most RBI

Career.....	10 (Eric Chavez, 2000-03, 06)
Series.....	6 (Marco Scutaro, 2006)
Game.....	4 (Marco Scutaro, 2006 Game 3)

### Most Total Bases

Career.....	33 (Eric Chavez, 2000-03, 06)
Series.....	16 (Ray Durham, 2002)
	16 (Terrence Long, 2001)
Game.....	9 (Frank Thomas, 2006 Game 1)

### Most Extra Base Hits

Career.....	8 (Eric Chavez, 2000-03, 06)
	8 (Miguel Tejada, 2000-03)
Series.....	5 (Ray Durham, 2002)
	5 (Terrence Long, 2001)
Game.....	2 (11 times, last: Coco Crisp, 2013 Game 3)

### Most Walks

Career.....	11 (Jason Giambi, 2000-01)
Series.....	7 (Jason Giambi, 2000)
Game.....	3 (Coco Crisp, 2013 Game 1)
	3 (Jason Giambi, 2000 Game 4)

### Most Strikeouts

Career.....	20 (Brandon Moss, 2012-13)
Series.....	13 (Brandon Moss, 2013)
Game.....	4 (Stephen Drew, 2012 Game 5)
	4 (Ben Grieve, 2000 Game 5)

### Most Stolen Bases

Career.....	2 (Yoenis Céspedes, 2012-13)
	2 (Johnny Damon, 2001)
	2 (Rickey Henderson, 1981)
Series.....	2 (Yoenis Céspedes, 2012)
	2 (Johnny Damon, 2001)
	2 (Rickey Henderson, 1981)
Game.....	2 (Yoenis Céspedes, 2012 Game 2)
	2 (Johnny Damon, 2001 Game 1)

## INDIVIDUAL PITCHING

### Most Games Won

Career.....	4 (Barry Zito, 2000-03, 06)
Series.....	1 (18 times)

### Most Games Lost

Career.....	2 (Tim Hudson, 2000-03)
	2 (Mark Mulder, 2001-02)
	2 (Barry Zito, 2000-03, 06)
	2 (Jarrod Parker, 2012-13)
Series.....	2 (Jarrod Parker, 2012)

### Most Saves

Career.....	3 (Jason Isringhausen, 2000-01)
Series.....	2 (Huston Street, 2006)
	2 (Jason Isringhausen, 2001)

### Lowest Earned Run Average

Career (min. 10.0 ip) .....	1.74 (Jim Mecir, 2000-03)
Series .....	0.00 (Ted Lilly, 2003, 9.0 ip)
	0.00 (Mike Norris, 1981, 9.0 ip)

### Most Games

Career.....	7 (Sean Doolittle, 2012-13)
	7 (Chad Bradford, 2001-03)
	7 (Tim Hudson, 2000-03)
	7 (Jim Mecir, 2000-03)
Series .....	4 (five times, last: Sean Doolittle and Dan Otero, 2013)

### Most Games Started

Career.....	6 (Tim Hudson, 2000-03)
	6 (Barry Zito (2000-03, 06)
Series .....	2 (six times, last: Sonny Gray, 2013)

### Most Complete Games

Career.....	1 (three players tied)
Series .....	1 (Tim Hudson, 2000)
	1 (Steve McCatty, 1981)
	1 (Mike Norris, 1981)

### Most Innings Pitched

Career.....	40.2 (Barry Zito, 2000-03, 06)
Series .....	13.0 (Sonny Gray, 2013)
	13.0 (Barry Zito, 2003)
	13.0 (Mark Mulder, 2002)
Game .....	9.0 (Steve McCatty, 1981 Game 2)
	9.0 (Mike Norris, 1981 Game 1)

### Most Hits

Career.....	37 (Tim Hudson, 2000-03)
Series .....	14 (Jarrod Parker, 2012)
	14 (Mark Mulder, 2002)
	14 (Mark Mulder, 2001)
Game .....	10 (Bartolo Colón, 2013 Game 1)
	10 (Tim Hudson, 2003 Game 1)
	10 (Rick Langford, 1981 Game 3)
Game, Fewest .....	4 (Mike Norris, 1981 Game 1)

### Most Runs

Career.....	19 (Tim Hudson, 2000-03)
Series .....	11 (Tim Hudson, 2002)
Game .....	7 (Tim Hudson, 2002 Game 4)

### Most Earned Runs

Career.....	13 (Tim Hudson, 2000-03)
Series .....	9 (Gil Heredia, 2000)
Game .....	6 (Gil Heredia, 2000 Game 5)

### Most Walks

Career.....	14 (Barry Zito, 2000-03, 06)
Series .....	6 (Sonny Gray, 2013)
	6 (Kevin Appier, 2000)
Game .....	5 (Kevin Appier, 2000 Game 2)

### Most Strikeouts

Career.....	33 (Barry Zito, 2000-03, 06)
Series .....	13 (Barry Zito, 2003)
	13 (Kevin Appier, 2000)
Game .....	9 (Sonny Gray, 2013 Game 2)
	9 (Barry Zito, 2003 Game 2)
	9 (Mark Mulder, 2002 Game 5)

### Most Home Runs

Career.....	5 (Tim Hudson, 2000-03)
Series .....	2 (five times, last: Esteban Loaiza, 2006)
Game .....	2 (four times, last: Esteban Loaiza, 2006 Game 2)

### TEAM GAME

#### Batting

At Bats .....	41 (2003 Game 1, 12 innings)
	41 (2002 Game 1)
Runs .....	11 (2000 Game 4)
Runs, Inning.....	5 (2003 Game 2, 2nd inn.)
	5 (2002 Game 2, 4th inn.)
Hits .....	14 (2002 Game 2)
Doubles .....	5 (2006 Game 2)
	5 (2002 Game 2)
Triples.....	1 (six times, last: 2013 Game 4)
Home Runs.....	4 (2002 Game 3)
Home Runs, Inning.....	2 (2013 Game 3, 5th inn.)
	2 (2002 Game 3, 1st inn.)
Home Runs, Back-to-Back .....	Ray Durham and Scott Hatteberg, 2002 Game 3
Total Bases .....	24 (2002 Game 2)
Extra Base Hits .....	7 (2002 Game 2)
Runs Batted In .....	11 (2000 Game 4)
Walks .....	10 (2003 Game 1)
Strikeouts .....	16 (2013 Game 1)
Stolen Bases.....	2 (four times, last: 2012 Game 2)

#### Pitching

Hits .....	13 (2002 Game 1)
Runs .....	11 (2002 Game 4)
Runs, Inning.....	7 (2002 Game 4, 4th inn.)
Earned Runs .....	8 (2013 Game 4)
Walks .....	7 (2003 Game 1)
Strikeouts .....	12 (2013 Game 4)
Home Runs .....	3 (2003 Game 1)

### TEAM MISCELLANEOUS

Consecutive Wins.....	4 (Oct. 6, 1981 to Oct. 3, 2000)
Consecutive Losses.....	4 (Oct. 13, 2001 to Oct. 11, 2002)
Shutouts .....	4
	2013 Game 2 (1-0; Gray, Balfour)
	2012 Game 3 (2-0; Anderson, Cook, Doolittle, Balfour)
	2001 Game 2 (2-0; Hudson, Isringhausen)
	1981 Game 1 (4-0; Norris)
Longest Nine Inning Game .....	4:13 (2001 Game 4)
Longest Extra Inning Game.....	4:37 (2003 Game 1, 12 inn.)
Fastest Game.....	2:19 (2006 Game 1)
Extra Inning Games.....	2003 Game 1 (5-4, 12 inn.)
	2003 Game 3 (1-3, 11 inn.)
Margin of Victory .....	10 (2000 Game 4, 11-1)
Margin of Defeat .....	9 (2002 Game 4, 2-11)
Largest Deficit Overcome to Win.....	2 (2012 Game 4)
	2 (2000 Game 1)
Largest Lead Surrendered to Lose .....	4 (2002 Game 1)
Left On Base, Game .....	12 (2003 Game 1, 12 inn.)
	12 (2002 Game 1)
Fewest Left On Base, Game.....	4 (2013 Game 1)
	4 (2012 Game 5)
	4 (2012 Game 3)
Double Plays Turned, Game.....	2 (8 times, last: 2013 Game 3)
Errors, Series.....	6 (2001)
Errors, Game.....	4 (2003 Game 3)

# LEAGUE CHAMPIONSHIP SERIES RECORDS

## INDIVIDUAL BATTING

### Highest Batting Average

Career (min. 30 pa).....	.410 (Harold Baines)
Series (min. 10 pa).....	.500 (Milton Bradley, 2006)
Game.....	.500 (Sal Bando, 1975)

### Highest Slugging Percentage

Career (min. 30 pa).....	.568 (Jose Canseco)
Series (min. 10 pa).....	1.000 (Rickey Henderson, 1989)

### Highest On-Base Percentage

Career (min. 30 pa).....	.439 (Harold Baines)
Series (min. 10 pa).....	.609 (Rickey Henderson, 1989)

### Most Games Played

Career.....	20 (Sal Bando)
Game.....	20 (Reggie Jackson)

### Most At Bats

Career.....	75 (Reggie Jackson)
Series.....	25 (Harold Baines, 1992)
Game.....	6 (Rickey Henderson, 1992 Game 4)

### Most Runs

Career.....	14 (Rickey Henderson)
Series.....	8 (Rickey Henderson, 1989)
Game.....	3 (Mark McGwire, 1988 Game 3)

### Most Hits

Career.....	21 (Rickey Henderson)
Series.....	11 (Harold Baines, 1992)
Game.....	4 (Milton Bradley, 2006 Game 2)
	4 (Jerry Browne, 1992 Game 5)
	4 (Sal Bando, 1975 Game 2)
Hitting Streak, Series.....	5 (Ruben Sierra, Oct. 8-14, 1992)
	5 (Bert Campaneris, October 6-11, 1973)
	5 (Matty Alou, October 7-12, 1972)
Hitting Streak, Career.....	8 (Harold Baines, October 6, 1991-October 11, 1992)
	8 (Rickey Henderson, Oct. 4, 1989-Oct. 10, 1990)
	8 (Dave Henderson, October 5, 1988-October 7, 1989)

### Most Doubles

Career.....	4 (Matty Alou)
	4 (Sal Bando)
	4 (Dave Henderson)
	4 (Joe Rudi)
Series.....	4 (Matty Alou, 1972)
Game.....	2 (seven times, last: Mark Kotsay, 2006 Game 2)

### Most Triples

Career.....	2 (Rickey Henderson)
Series.....	1 (six times)
Game.....	1 (six times, last: Ruben Sierra, 1992 Game 2)

### Most Home Runs

Career.....	5 (Sal Bando)
Series.....	3 (Jose Canseco, 1988)
Game.....	2 (Milton Bradley, 2006 Game 2)
	2 (Rickey Henderson, 1989 Game 4)
	2 (Sal Bando, 1973 Game 2)
	2 (Reggie Jackson, 1971 Game 3)
Grand Slams.....	none
Pinch Hit.....	none
Inside The Park.....	none
Leadoff.....	Bert Campaneris, 1973 Game 2
Game Ending.....	Bert Campaneris, 1973 Game 3

### Most RBI

Career.....	11 (Mark McGwire)
Series.....	7 (Ruben Sierra, 1992)
Game.....	4 (Milton Bradley, 2006 Game 2)
	4 (Rickey Henderson, 1989 Game 4)

### Most Total Bases

Career.....	39 (Sal Bando)
Series.....	17 (Milton Bradley, 2006)
Game.....	10 (Milton Bradley, 2006 Game 2)

### Most Extra Base Hits

Career.....	9 (Sal Bando)
Series.....	4 (six times, last: Milton Bradley, 2006)
Game.....	2 (15 times, last: Milton Bradley and Mark Kotsay, 2006 Game 2)

### Most Walks

Career.....	13 (Rickey Henderson)
	13 (Gene Tenace)
Series.....	7 (Rickey Henderson, 1989)
Game.....	3 (four times, last: Mark McGwire, 1992 Game 5)

### Most Strikeouts

Career.....	17 (Reggie Jackson)
Series.....	7 (Terry Steinbach, 1992)
	7 (Jose Canseco, 1989)
	7 (Dave Henderson, 1988)
Game.....	3 (10 times, last: Nick Swisher and Frank Thomas, 2006 Game 2)

### Most Stolen Bases

Career.....	14 (Rickey Henderson)
Series.....	8 (Rickey Henderson, 1989)
Game.....	4 (Rickey Henderson, 1989 Game 2)

## INDIVIDUAL PITCHING

### Most Games Won

Career.....	6 (Dave Stewart)
Series.....	2 (five times, last: Dave Stewart, 1990)

### Most Games Lost

Career.....	3 (Ken Holtzman)
Series.....	2 (Mike Moore, 1992)
	2 (Ken Holtzman, 1975)

### Most Saves

Career.....	10 (Dennis Eckersley)
Series.....	4 (Dennis Eckersley, 1988)



# WORLD SERIES RECORDS

## INDIVIDUAL BATTING

### Highest Batting Average

Career (min. 25 pa).....412 (Rickey Henderson)  
Series (min. 10 pa).....474 (Rickey Henderson, 1989)

### Highest Slugging Percentage

Career (min. 25 pa).....794 (Rickey Henderson)  
Series (min. 10 pa).....923 (Dave Henderson, 1989)

### Highest On-Base Percentage

Career (min. 25 pa).....487 (Rickey Henderson)  
Series (min. 10 pa).....591 (Mickey Cochrane, 1929)

### Most Games Played

Career.....20 (Frank Baker)  
20 (Jack Barry)  
20 (Eddie Collins)

### Most At Bats

Career.....82 (Frank Baker)  
Series.....31 (Bert Campaneris, 1973)  
Game.....6 (five times, last: Rickey Henderson, 1989 Game 4)

### Most Runs

Career.....15 (Frank Baker)  
Series.....7 (Frank Baker, 1911)  
Game.....4 (Carney Lansford, 1989 Game 3)

### Most Hits

Career.....31 (Frank Baker)  
Series.....9 (nine times, last: Rickey Henderson, 1989)  
Game.....4 (Dave Henderson, 1988 Game 4)  
4 (Reggie Jackson, 1973 Game 2)  
4 (Danny Murphy, 1911 Game 6)  
Hitting Streak, Series.....6 (Jimmie Foxx, Oct. 1-8, 1930)  
Hitting Streak, Career.....  
8 (Jimmie Foxx, October 1, 1930 to October 2, 1931)  
8 (Jack Barry, October 17, 1911 to October 10, 1913)

### Most Doubles

Career.....9 (Jack Barry)  
Series.....4 (Jack Barry, 1911)  
4 (Eddie Collins, 1910)  
Game.....2 (13 times, last: Rickey Henderson, 1990 Game 1)

### Most Triples

Career.....2 (Rickey Henderson)  
2 (Eddie Collins)  
Series.....2 (Rickey Henderson, 1989)  
2 (Eddie Collins, 1913)  
Game.....1 (14 times, last: Rickey Henderson, 1989 Game 4)

### Most Home Runs

Career.....6 (Al Simmons)  
Series.....4 (Gene Tenace, 1972)  
Game.....2 (Dave Henderson, 1989 Game 3)  
2 (Gene Tenace, 1972 Game 1)  
Grand Slams.....Jose Canseco, 1988 Game 1  
Pinch Hit.....none  
Inside The Park.....Mule Haas, 1929 Game 4  
Leadoff.....Rickey Henderson, 1989 Game 4  
Game Ending.....Mark McGwire, 1988 Game 3

### Most RBI

Career.....18 (Frank Baker)  
Series.....9 (Gene Tenace, 1972)  
9 (Danny Murphy, 1910)  
Game.....4 (Dave Henderson, 1989 Game 3)  
4 (Jose Canseco, 1988 Game 1)  
4 (Al Simmons, 1929 Game 2)  
4 (Wally Schang, 1913 Game 4)

### Most Total Bases

Career.....47 (Frank Baker)  
Series.....21 (Gene Tenace, 1972)  
Game.....10 (Dave Henderson, 1989 Game 3)

### Most Extra Base Hits

Career.....11 (Al Simmons)  
Series.....5 (Gene Tenace, 1972)  
5 (Reggie Jackson, 1973)  
Game.....3 (Dave Henderson, 1989 Game 3)

### Most Walks

Career.....17 (Mickey Cochrane)  
Series.....11 (Gene Tenace, 1973)  
Game.....3 (Gene Tenace, 1973 Game 5)  
3 (Gene Tenace, 1973 Game 2)  
3 (Mickey Cochrane, 1929 Game 2)

### Most Strikeouts

Career.....17 (Sal Bando)  
Series.....9 (Dib Williams, 1931)  
Game.....3 (seven times, last: Dave Stewart, 1988 Game 1)

### Most Stolen Bases

Career.....10 (Eddie Collins)  
Series.....4 (Eddie Collins, 1910)  
Game.....2 (four times, last: Rickey Henderson, 1989 Game 3)

## INDIVIDUAL PITCHING

### Most Games Won

Career.....6 (Chief Bender)  
Series.....3 (Jack Coombs, 1910)

### Most Games Lost

Career.....5 (Eddie Plank)  
Series.....2 (Dave Stewart, 1990)  
2 (Storm Davis, 1988)  
2 (George Earnshaw, 1931)  
2 (Eddie Plank, 1905)

### Most Saves

Career.....6 (Rollie Fingers)  
Series.....2 (four times, last: Rollie Fingers, 1974)

### Lowest Earned Run Average

Career (min 10.0 ip).....1.32 (Eddie Plank)  
Series (min 10.0 ip).....0.00 (Darold Knowles, 1973, 6.1 ip)  
0.00 (Lefty Grove, 1929, 6.1 ip)  
0.00 (Rube Walberg, 1929, 6.1 ip)

### Most Games

Career.....16 (Rollie Fingers, 1973)  
Series.....7 (Darold Knowles, 1973)



### Most Games Started

Career.....	10 (Chief Bender)
Series .....	3 (six times, last: Ken Holtzman, 1973)

### Most Complete Games

Career.....	9 (Chief Bender)
Series .....	3 (Chief Bender, 1911)
	3 (Jack Coombs, 1910)

### Most Innings Pitched

Career.....	85.0 (Chief Bender)
Series .....	27.0 (Jack Coombs, 1910)
Game .....	11.0 (Joe Bush, 1914 Game 3)
	11.0 (Jack Coombs, 1911 Game 3)

### Most Hits

Career.....	64 (Chief Bender)
Series .....	28 (Lefty Grove, 1931)
Game .....	12 (Lefty Grove, 1931 Game 1)
Game, Fewest .....	2 (George Earnshaw, 1931 Game 4)
	2 (Eddie Plank, 1913 Game 5)

### Most Runs

Career.....	28 (Chief Bender)
Series .....	10 (Storm Davis, 1988)
	10 (Jack Coombs, 1910)
Game .....	9 (Andy Coakley, 1905 Game 3)

### Most Earned Runs

Career.....	23 (Chief Bender)
Series .....	10 (Storm Davis, 1988)
	10 (Jack Coombs, 1910)
Game .....	6 (Storm Davis, 1988 Game 2)
	6 (Chief Bender, 1914 Game 1)

### Most Walks

Career.....	21 (Chief Bender)
Series .....	14 (Jack Coombs, 1910)
Game .....	9 (Jack Coombs, 1910 Game 2)

### Most Strikeouts

Career.....	59 (Chief Bender)
Series .....	20 (George Earnshaw, 1931)
	20 (Chief Bender, 1911)
Game .....	13 (Howard Ehmke, 1929 Game 1)

### Most Home Runs

Career.....	4 (Vida Blue)
	4 (Jim Hunter)
Series .....	3 (Storm Davis, 1988)
Game .....	2 (four times, last: Mike Moore, 1990 Game 3)

## TEAM GAME

### Batting

At Bats .....	47 (1973 Game 2)
Runs .....	13 (1989 Game 3)
	13 (1911 Game 6)
Runs, Inning .....	10 (1929 Game 4, 7th inn.)
Hits .....	15 (1929 Game 4)
	15 (1910 Game 3)
Doubles .....	7 (1911 Game 4)

Triples .....	3 (1973 Game 2)
Home Runs .....	5 (1989 Game 3)
Home Runs, Inning .....	2 (1989 Game 3, 5th inn.)
	2 (1989 Game 3, 4th inn.)
	2 (1973 Game 7, 3rd inn.)
	2 (1929 Game 4, 7th inn.)

Home Runs, Back-to-Back .....	none
Total Bases .....	31 (1989 Game 3)
Extra Base Hits .....	7 (1989 Game 3)
	7 (1973 Game 2)
	7 (1930 Game 6)
	7 (1911 Game 4)
Runs Batted In .....	12 (1989 Game 3)
Walks .....	7 (four times, last: 1989 Game 4)
Strikeouts .....	15 (1973 Game 2)
Stolen Bases .....	4 (1910 Game 5)

### Pitching

Hits .....	15 (1973 Game 2)
Runs .....	10 (1973 Game 2)
Runs, Inning .....	7 (1990 Game 3, 3rd inn.)
Earned Runs .....	8 (1972 Game 6)
Walks .....	9 (1910 Game 2)
Strikeouts .....	14 (1972 Game 3)
Home Runs .....	2 (eight times, last: 1990 Game 3)

## TEAM MISCELLANEOUS

Consecutive Wins .....	4 (October 14 to 28, 1989)
	4 (October 12, 1929 to October 2, 1930)
Consecutive Losses .....	4 (October 16, 1990 to present)
	4 (October 9 to 13, 1914)
Shutouts .....	4
	1989 Game 1 vs. San Francisco (5-0; Stewart)
	1931 Game 4 vs. St. Louis (3-0; Earnshaw)
	1930 Game 5 at St. Louis (2-0; Earnshaw and Grove)
	1905 Game 2 at New York (3-0; Bender)
Margin of Victory .....	11 (1911 Game 6, 13-2)
Margin of Defeat .....	9 (1905 Game 3, 0-9)
Largest Deficit Overcome to Win .....	8 (1929 Game 4)
Largest Deficit Surrendered to Lose .....	3 (1911 Game 5)
Longest Nine Inning Game .....	3:30 (1989 Game 3)
Longest Extra Inning Game .....	4:13 (1973 Game 2, 12 inn.)
Fastest Game .....	1:35 (1905 Game 5)
Extra Inning Games .....	8
	1990 Game 2 at Cincinnati (4-5, 10 inn.)
	1973 Game 3 at New York (3-2, 11 inn.)
	1973 Game 2 vs. New York (7-10, 12 inn.)
	1914 Game 3 at Boston (4-5, 12 inn.)
	1913 Game 2 vs. New York (0-3, 10 inn.)
	1911 Game 5 at New York (3-4, 10 inn.)
	1911 Game 3 at New York (3-2, 11 inn.)
	1910 Game 4 at Chicago (3-4, 10 inn.)
Left on Base, Nine Inning Game .....	11 (1990 Game 1)
	11 (1930 Game 3)
Left on Base, Extra Inning Game .....	12 (1973 Game 2, 12 inn.)
Double Plays Turned, Game .....	4 (1914 Game 1)
	4 (1973 Game 4)
Errors, Series .....	11 (1910)
	11 (1911)
Errors, Game .....	5 (1973 Game 2)
	5 (1911 Game 6)



### Most Saves

Career.....	11 (Dennis Eckersley, 1988-90, 92)
Season.....	4 (Dennis Eckersley, 1988, 1989)
Single Series.....	4 (Dennis Eckersley, 1988 ALCS)

### Lowest Earned Run Average

Career (min. 20.0 ip).....	1.13 (John Odom, 1972-74)
Season (min. 10.0 ip).....	0.71 (John Odom, 1972)
Single Series.....	0.00 (John Odom, 1972 ALCS, 14.0 ip)

### Most Games

Career.....	27 (Rollie Fingers, 1971-75)
Season.....	9 (Rollie Fingers, 1972, 1973)
Single Series.....	7 (Darrold Knowles, 1973 WS)

### Most Games Started

Career.....	14 (Dave Stewart, 1988-90, 92)
Season.....	4 (eight times, last: Dave Stewart, 1990)
Single Series.....	3 (six times, last: Ken Holtzman, 1973 WS)

### Most Complete Games

Career.....	9 (Chief Bender, 1905, 10-11, 13-14)
Season.....	3 (Jack Coombs, 1910) 3 (Chief Bender, 1911)
Single Series.....	3 (Jack Coombs, 1910 WS) 3 (Chief Bender, 1911 WS)

### Most Innings Pitched

Career.....	105.1 (Dave Stewart, 1988-90, 92)
Season.....	32.0 (Dave Stewart, 1989)
Single Series.....	27.0 (Jack Coombs, 1910 WS)
Game.....	11.0 (3 times, last: Ken Holtzman, 1973 ALCS Game 3)

### Most Hits

Career.....	76 (Dave Stewart, 1988-90, 92)
Season.....	28 (Lefty Grove, 1931)
Single Series.....	28 (Lefty Grove, 1931 WS)
Game.....	12 (Lefty Grove, 1931 WS Game 1)
Game, Fewest.....	2 (three times, last: Vida Blue, 1974 ALCS Game 3)

### Most Runs

Career.....	31 (Vida Blue, 1971-75)
Season.....	14 (Vida Blue, 1973)
Single Series.....	11 (Tim Hudson, 2002 ALDS)
Game.....	9 (Andy Coakley, 1905 WS Game 3)

### Most Earned Runs

Career.....	31 (Vida Blue, 1971-75)
Season.....	14 (Vida Blue, 1973)
Single Series.....	10 (Storm Davis, 1988 WS) 10 (Jack Coombs, 1910 WS)
Game.....	7 (Esteban Loaiza, 2006 ALCS Game 2)

### Most Walks

Career.....	30 (Dave Stewart, 1988-90, 92)
Season.....	14 (Jack Coombs, 1910)
Single Series.....	14 (Jack Coombs, 1910 WS)
Game.....	9 (Jack Coombs, 1910 WS Game 2)

### Most Strikeouts

Career.....	59 (Chief Bender, 1905, 10-11, 13-14)
Season.....	23 (Dave Stewart, 1989)
Single Series.....	20 (George Earnshaw, 1931 WS) 20 (Chief Bender, 1911 WS)
Game.....	13 (Howard Ehmke, 1929 WS Game 1)

### Most Home Runs

Career.....	13 (Jim Hunter, 1971-74)
Season.....	4 (four times, last: Dave Stewart, 1989)
Single Series.....	4 (Jim Hunter, 1971 ALCS)
Game.....	4 (Jim Hunter, 1971 ALCS Game 2)

## TEAM GAME

### Batting

At Bats.....	47 (2014 ALWC, 12 innings) 47 (1973 WS Game 2)
Runs.....	13 (1989 WS Game 3) 13 (1911 WS Game 6)
Runs, Inning.....	10 (1929 WS Game 4, 7th inn.)
Hits.....	15 (3 times, last: 1988 ALCS Game 3)
Doubles.....	7 (1911 WS Game 4)
Triples.....	3 (1973 WS Game 2)
Home Runs.....	5 (1989 WS Game 3)
Home Runs, Inning.....	2 (10 times, last: 2013 ALDS Game 3, 5th inn.)
Home Runs, Back-to-Back... 3 times, last:	Ray Durham and Scott Hatteberg, 2002 ALDS Game 3
Total Bases.....	31 (1989 WS Game 3)
Extra Base Hits.....	7 (six times, last: 2002 ALDS Game 2)
Runs Batted In.....	12 (1989 WS Game 3)
Walks.....	11 (1974 ALCS Game 4)
Strikeouts.....	16 (2013 ALDS Game 1)
Stolen Bases.....	6 (1992 ALCS Game 2) 6 (1989 ALCS Game 2)

### Pitching

Hits.....	19 (1981 ALCS Game 2)
Runs.....	13 (1981 ALCS Game 2)
Runs, Inning.....	7 (3 times, last: 2002 Game 4, 4th inn.)
Earned Runs.....	13 (1981 ALCS Game 2)
Walks.....	9 (1971 ALCS Game 3) 9 (1910 WS Game 2)
Strikeouts.....	14 (1972 WS Game 3)
Home Runs.....	4 (2019 ALWC) 4 (1971 ALCS Game 2)

## TEAM MISCELLANEOUS

Consecutive Wins.....	10 (October 7, 1989-October 10, 1990)
Consecutive Losses.....	6 (October 10, 2006-October 7, 2012)
Shutouts.....	12 times, last: 2013 ALDS Game 2 (1-0; Gray, Balfour)
Longest Nine Inning Game.....	4:13 (2001 ALDS Game 4)
Longest Extra Inning Game.....	4:45 (2014 ALWC, 12 inn.)
Fastest Game.....	1:35 (1905 WS Game 5)
Extra Inning Games.....	15 times, last: 2014 ALWC (8-9, 12 inn.)
Margin of Victory.....	11 (1911 WS Game 6, 13-2)
Margin of Defeat.....	10 (1981 ALCS Game 2, 3-13)
Largest Deficit Overcome to Win.....	8 (1929 WS Game 4)
Largest Lead Surrendered to Lose.....	5 (1992 ALCS Game 4)
Left On Base, Game.....	12 (four times, last: 2003 ALDS Game 1, 12 inn.)
Double Plays Turned, Game.....	4 (three times, last: 1975 ALCS Game 2)
Errors, Series.....	11 (1910, 1911)
Errors, Game.....	5 (1973 WS Game 2) 5 (1911 WS Game 6)

# POSTSEASON CAREER LEADERS

## INDIVIDUAL BATTING

### Batting Average (min. 50 pa)

1. Frank Baker.....	378
2. Harold Baines.....	370
3. Eddie Collins.....	347
4. Jimmie Foxx.....	344
5. Rickey Henderson.....	333
Al Simmons.....	333

### At Bats

1. Bert Campaneris.....	144
2. Sal Bando.....	142
3. Joe Rudi.....	140
4. Reggie Jackson.....	118
5. Mark McGwire.....	114

### Triples

1. Rickey Henderson.....	4
2. Eddie Collins.....	2
3. 19 tied with.....	1

### Extra Base Hits

1. Rickey Henderson.....	14
2. Reggie Jackson.....	13
Dave Henderson.....	13
4. Sal Bando.....	12
5. Al Simmons.....	11

### Slugging Pct. (min. 50 pa)

1. Al Simmons.....	.667
2. Jimmie Foxx.....	.609
3. Frank Baker.....	.573
4. Rickey Henderson.....	.568
5. Harold Baines.....	.565

### Runs

1. Rickey Henderson.....	23
2. Sal Bando.....	20
3. five players tied.....	15

### Home Runs

1. Jose Canseco.....	7
2. Al Simmons.....	6
3. Sal Bando.....	5
Reggie Jackson.....	5
5. six players tied.....	4

### Walks

1. Gene Tenace.....	29
2. Rickey Henderson.....	20
3. Jose Canseco.....	17
Mickey Cochrane.....	17
5. two players tied.....	16

### On-Base Pct. (min. 50 pa)

1. Rickey Henderson.....	.436
2. Jimmie Foxx.....	.425
3. Harold Baines.....	.408
4. Mickey Cochrane.....	.408
5. Frank Baker.....	.402

### Hits

1. Rickey Henderson.....	37
2. Joe Rudi.....	36
3. Bert Campaneris.....	35
4. Sal Bando.....	34
Carney Lansford.....	34

### Runs Batted In

1. Jose Canseco.....	18
Frank Baker.....	18
3. Al Simmons.....	17
4. three players tied.....	15

### Strikeouts

1. Gene Tenace.....	31
2. Sal Bando.....	29
3. Reggie Jackson.....	27
Dave Henderson.....	27
Mark McGwire.....	27

### Games

1. Sal Bando.....	39
2. Joe Rudi.....	38
3. Gene Tenace.....	37
4. Bert Campaneris.....	36
Dick Green.....	36

### Doubles

1. Dave Henderson.....	9
Jack Barry.....	9
3. five players tied.....	7

### Total Bases

1. Rickey Henderson.....	63
2. Sal Bando.....	57
3. Reggie Jackson.....	56
4. Joe Rudi.....	53
5. Bert Campaneris.....	50

### Stolen Bases

1. Rickey Henderson.....	22
2. Bert Campaneris.....	10
Eddie Collins.....	10
4. Willie Wilson.....	7
5. Jose Canseco.....	5

## INDIVIDUAL PITCHING

### Wins

1. Dave Stewart.....	8
2. Jim Hunter.....	7
3. Chief Bender.....	6
Ken Holtzman.....	6
5. five players tied.....	4

### ERA (min. 20 ip)

1. John Odom.....	1.13
2. Eddie Plank.....	1.32
3. George Earnshaw.....	1.58
4. Lefty Grove.....	1.75
5. Rollie Fingers.....	2.22

### Complete Games

1. Chief Bender.....	9
2. Eddie Plank.....	6
3. George Earnshaw.....	5
4. Jack Coombs.....	4
Lefty Grove.....	4

### Strikeouts

1. Chief Bender.....	59
2. George Earnshaw.....	56
3. Dave Stewart.....	55
4. Jim Hunter.....	49
5. Vida Blue.....	47

### Losses

1. Eddie Plank.....	5
Vida Blue.....	5
3. Chief Bender.....	4
Rollie Fingers.....	4
Ken Holtzman.....	4

### Games

1. Rollie Fingers.....	27
2. Dennis Eckersley.....	20
3. Rick Honeycutt.....	18
4. Vida Blue.....	17
5. Jim Hunter.....	14
Dave Stewart.....	14

### Innings Pitched

1. Dave Stewart.....	105.1
2. Jim Hunter.....	88.1
3. Chief Bender.....	85.0
4. Ken Holtzman.....	70.1
5. Vida Blue.....	64.2

### Winning Pct. (min. 3 dec)

1. Jack Coombs.....	1.000 (4-0)
2. Jim Hunter.....	.778 (7-2)
3. John Odom.....	.750 (3-1)
4. Dave Stewart.....	.727 (8-3)
5. Lefty Grove.....	.714 (5-2)

### Saves

1. Dennis Eckersley.....	11
2. Rollie Fingers.....	8
3. Jason Isringhausen.....	3
4. Vida Blue.....	2
Grant Balfour.....	2
Darold Knowles.....	2
Huston Street.....	2

### Games Started

1. Dave Stewart.....	14
2. Jim Hunter.....	12
Ken Holtzman.....	12
4. Chief Bender.....	10
Vida Blue.....	10

### Walks

1. Dave Stewart.....	30
2. Jim Hunter.....	26
3. Vida Blue.....	23
4. Chief Bender.....	21
5. Jack Coombs.....	20

# POSTSEASON SINGLE GAME BESTS

## INDIVIDUAL BATTING

### Runs

- 4 Carney Lansford, 1989 WS Game 3 at San Francisco
- 3 10 times, last: Coco Crisp, 2013 ALDS Game 4 at Det.

### Hits

- 4 Coco Crisp, 2013 ALDS Game 4 at Detroit
- 4 Milton Bradley, 2006 ALCS Game 2 vs. Detroit
- 4 Jason Giambi, 2001 ALDS Game 5 at New York
- 4 Miguel Tejada, 2001 ALDS Game 4 vs. New York
- 4 Johnny Damon, 2001 ALDS Game 1 at New York
- 4 Jerry Browne, 1992 ALCS Game 5 vs. Toronto
- 4 Dave Henderson, 1988 WS Game 4 vs. Los Angeles
- 4 Tony Armas, 1981 ALDS Game 2 at Kansas City
- 4 Sal Bando, 1975 ALCS Game 2 at Boston
- 4 Reggie Jackson, 1973 WS Game 2 vs. New York
- 4 Danny Murphy, 1911 WS Game 6 vs. New York

### Doubles

- 2 27 times, last: Coco Crisp, 2013 ALDS Game 3 at Det.

### Triples

- 1 26 times, last: Coco Crisp, 2013 ALDS Game 4 at Det.

### Home Runs

- 2 Brandon Moss, 2014 ALWC at Kansas City
- 2 Milton Bradley, 2006 ALCS Game 2 vs. Detroit
- 2 Frank Thomas, 2006 ALDS Game 1 at Minnesota
- 2 Terrence Long, 2001 ALDS Game 1 at New York
- 2 Dave Henderson, 1989 WS Game 3 at San Francisco
- 2 Rickey Henderson, 1989 ALCS Game 4 at Toronto
- 2 Sal Bando, 1973 ALCS Game 2 at Baltimore
- 2 Gene Tenace, 1972 WS Game 1 at Cincinnati
- 2 Reggie Jackson, 1971 ALCS Game 3 vs. Baltimore

## INDIVIDUAL PITCHING

### Innings Pitched

- 11.0 Ken Holtzman, 1973 ALCS Game 3 vs. Baltimore
- 11.0 Joe Bush, 1914 WS Game 3 at Boston
- 11.0 Jack Coombs, 1911 WS Game 3 at New York
- 10.0 Eddie Plank, 1913 WS Game 2 vs. New York
- 9.2 Chief Bender, 1910 WS Game 4 at Chicago

### Hits

- 12 Lefty Grove, 1931 WS Game 1 at St. Louis
- 11 Lefty Grove, 1931 WS Game 3 vs. St. Louis
- 11 Chief Bender, 1913 WS Game 1 at New York
- 10 four times, last: Bartolo Colón, 2013 ALDS Game 1 vs. Detroit

### Runs

- 9 Andy Coakley, 1905 WS Game 3 vs. New York
- 7 Esteban Loaiza, 2006 ALCS Game 2 vs. Detroit
- 7 Tim Hudson, 2002 ALDS Game 4 at Minnesota
- 6 10 times, last: Jon Lester, 2014 ALWC at Kansas City

### Runs Batted In

- 5 Brandon Moss, 2014 ALWC at Kansas City
- 4 Milton Bradley, 2006 ALCS Game 2 vs. Detroit
- 4 Marco Scutaro, 2006 ALDS Game 3 vs. Minnesota
- 4 Dave Henderson, 1989 WS Game 3 at San Francisco
- 4 Rickey Henderson, 1989 ALCS Game 4 at Toronto
- 4 Jose Canseco, 1988 WS Game 1 at Los Angeles
- 4 Al Simmons, 1929 WS Game 2 at Chicago
- 4 Wally Schang, 1913 WS Game 4 vs. New York

### Total Bases

- 10 Milton Bradley, 2006 ALCS Game 2 vs. Detroit
- 10 Dave Henderson, 1989 WS Game 3 at San Francisco
- 9 Frank Thomas, 2006 ALDS Game 1 at Minnesota
- 9 Reggie Jackson, 1971 ALCS Game 3 vs. Baltimore
- 8 six times, last: Brandon Moss, 2014 ALWC at Kansas City

### Extra Base Hits

- 3 Dave Henderson, 1989 WS Game 3 at San Francisco
- 2 46 times, last: Brandon Moss, 2014 ALWC at Kansas City

### Walks

- 3 nine times, last: Coco Crisp, 2013 ALDS Game 1 vs. Detroit

### Strikeouts

- 4 Stephen Drew, 2012 ALDS Game 5 vs. Detroit
- 4 Ben Grieve, 2000 ALDS Game 5 vs. New York
- 3 32 times, last: Khris Davis, 2019 ALWC vs. Tampa Bay

### Stolen Bases

- 4 Rickey Henderson, 1989 ALCS Game 2 vs. Toronto
- 3 Willie Wilson, 1992 ALCS Game 2 at Toronto
- 2 13 times, last: Yoenis Céspedes, 2012 ALDS Game 2 at Detroit

### Walks

- 9 Jack Coombs, 1910 WS Game 2 vs. Chicago
- 6 Matt Keough, 1981 ALCS Game 3 vs. New York
- 6 Diego Segui, 1971 ALCS Game 3 vs. Baltimore
- 5 five times, last: Rich Harden, 2006 ALCS Game 3 at Detroit

### Strikeouts

- 13 Howard Ehmke, 1929 WS Game 1 at Chicago
- 11 John Odom, 1972 WS Game 3 vs. Cincinnati
- 11 Chief Bender, 1911 WS Game 1 at New York
- 10 George Earnshaw, 1929 WS Game 3 vs. Chicago
- 9 five times, last: Sonny Gray, 2013 ALDS Game 2 vs. Detroit

# POSTSEASON SERIES YEAR-BY-YEAR RECAP

## 1905 WORLD SERIES

The A's make their first appearance in the World Series and lose to the New York Giants, four games to one. Three of the losses come against Christy Mathewson who tosses three complete game shutouts. The A's collect just 25 hits in the series for a .161 batting average and score just three runs. Topsy Hartsel paces the A's offense with a .294 batting average and Bris Lord has the only two RBI. The A's use three pitchers in the Series and all toss complete games. Chief Bender makes two starts and has a 1.06 ERA.

The A's lose the first game in Philadelphia, 3-0, as Mathewson tosses a four-hit shutout. Chief Bender returns the favor in the second game of the series as he tosses a four-hit shutout and strikes out nine in a 3-0 A's win at New York. Lord has RBI singles in the third and eighth innings. Mathewson tosses a four-hit shutout in the Giants 9-0 win in Game 3 and Joe McGinnity blanks the A's on five hits in a 1-0 win in Game 4. Eddie Plank allows just four hits in Game 4 and the only run of the game is unearned after a Monte Cross error. Mathewson tossed a six-hit shutout in Game 5 as the Giants clinch the series with a 2-0 win.

### FINAL STATISTICS

PLAYER	AVG	G	AB	R	H	TB	2B	3B	HR	RBI	SH	SF	HP	BB	IBB	SO	SB	CS	DP	E	SLG	OBP
Bender	.000	2	5	0	0	0	0	0	0	0	1	0	0	0	-	1	0	0	0	0	.000	.000
Coakley	.000	1	2	0	0	0	0	0	0	0	0	0	1	0	-	1	0	0	0	0	.000	.333
Cross, L.	.105	5	19	0	2	2	0	0	0	0	0	0	0	1	-	1	0	0	0	1	.105	.150
Cross, M.	.176	5	17	0	3	3	0	0	0	0	0	0	0	0	-	7	0	1	0	2	.176	.176
Davis	.200	5	20	0	4	5	1	0	0	0	0	0	0	0	-	1	0	0	0	0	.250	.200
Hartsel	.294	5	17	1	5	6	1	0	0	0	1	0	0	2	-	1	2	0	0	1	.353	.368
Hoffman	.000	1	1	0	0	0	0	0	0	0	0	0	0	0	-	1	0	0	0	0	.000	.000
Lord	.100	5	20	0	2	2	0	0	0	2	0	0	0	0	-	5	0	0	0	0	.100	.100
Murphy	.188	5	16	0	3	4	1	0	0	0	1	0	0	0	-	2	0	1	1	4	.250	.188
Plank	.167	2	6	0	1	1	0	0	0	0	0	0	0	0	-	2	0	0	1	0	.167	.167
Powers	.143	3	7	0	1	2	1	0	0	0	0	0	0	0	-	0	0	0	0	0	.286	.143
Schreckengost	.222	3	9	2	2	3	1	0	0	0	0	0	0	0	-	0	0	0	0	0	.333	.222
Seybold	.125	5	16	0	2	2	0	0	0	0	0	0	0	2	-	3	0	0	0	0	.125	.222
<b>TOTALS</b>	<b>.161</b>	<b>5</b>	<b>155</b>	<b>3</b>	<b>25</b>	<b>30</b>	<b>5</b>	<b>0</b>	<b>0</b>	<b>2</b>	<b>3</b>	<b>0</b>	<b>1</b>	<b>5</b>	<b>-</b>	<b>25</b>	<b>2</b>	<b>2</b>	<b>2</b>	<b>8</b>	<b>.194</b>	<b>.193</b>

PITCHER	W	L	ERA	G	GS	CG	GF	SHO	SV	IP	H	R	ER	HR	HB	BB	IBB	SO	WP	BK	AVG
Bender	1	1	1.06	2	2	2	0	1	-	17.0	9	2	2	0	0	6	-	13	0	0	.161
Coakley	0	1	2.00	1	1	1	0	0	-	9.0	8	9	2	0	1	5	-	2	0	0	.235
Plank	0	2	1.59	2	2	2	0	0	-	17.0	14	4	3	0	1	4	-	11	1	0	.222
<b>TOTALS</b>	<b>1</b>	<b>4</b>	<b>1.47</b>	<b>5</b>	<b>5</b>	<b>5</b>	<b>0</b>	<b>1</b>	<b>-</b>	<b>43.0</b>	<b>31</b>	<b>15</b>	<b>7</b>	<b>0</b>	<b>2</b>	<b>15</b>	<b>-</b>	<b>26</b>	<b>1</b>	<b>0</b>	<b>.203</b>

**Game 1 — October 9**  
New York 3, Philadelphia 0

**Game 2 — October 10**  
Philadelphia 3, New York 0

**Game 3 — October 12**  
New York 9, Philadelphia 0

New York	ab	r	h	bi	Philadelphia	ab	r	h	bi	New York	ab	r	h	bi
Bresnahan c	3	1	1	1	Hartsel lf	4	1	2	0	Bresnahan c	3	2	0	0
Browne rf	5	0	0	0	Lord cf	4	0	2	2	Browne rf	5	2	1	0
Donlin cf	5	1	2	1	Davis 1b	4	0	0	0	Donlin cf	3	3	1	0
McGann 1b	3	0	1	0	LCross 3b	3	0	0	0	McGann 1b	5	1	3	4
Mertes lf	4	0	1	1	Seybold rf	4	0	0	0	Mertes lf	3	0	1	1
Dahlen ss	4	0	0	0	Murphy 2b	4	0	1	0	Dahlen ss	3	1	0	1
Devlin 3b	4	0	1	0	MCross ss	4	0	0	0	Devlin 3b	4	0	1	1
Gilbert 2b	4	1	3	0	Schreckengost c	4	2	1	0	Gilbert 2b	4	0	0	0
Mathewson p	3	0	1	0	Bender p	2	0	0	0	Mathewson p	4	0	1	0
<b>Totals</b>	<b>35</b>	<b>3</b>	<b>10</b>	<b>3</b>	<b>Totals</b>	<b>33</b>	<b>3</b>	<b>6</b>	<b>2</b>	<b>Totals</b>	<b>34</b>	<b>9</b>	<b>8</b>	<b>7</b>

Philadelphia	ab	r	h	bi	New York	ab	r	h	bi	Philadelphia	ab	r	h	bi
Hartsel lf	4	0	1	0	Bresnahan c	4	0	1	0	Hartsel lf	4	0	0	0
Lord cf	4	0	0	0	Browne rf	4	0	0	0	Lord cf	4	0	0	0
Davis 1b	4	0	1	0	Donlin cf	4	0	2	0	Davis 1b	4	0	1	0
LCross 3b	4	0	0	0	McGann 1b	3	0	0	0	LCross 3b	4	0	1	0
Seybold rf	3	0	0	0	Mertes lf	4	0	0	0	Seybold rf	3	0	1	0
Murphy 2b	3	0	1	0	Dahlen ss	3	0	0	0	Murphy 2b	3	0	0	0
MCross ss	3	0	0	0	Devlin 3b	3	0	1	0	MCross ss	3	0	1	0
Schreckengost c	3	0	1	0	Gilbert 2b	3	0	0	0	Schreckengost c	2	0	0	0
Plank p	3	0	0	0	McGinnity p	2	0	0	0	Powers c	1	0	0	0
<b>Totals</b>	<b>31</b>	<b>0</b>	<b>4</b>	<b>0</b>	Strang ph	1	0	0	0	Coakley p	2	0	0	0
					Ames p	0	0	0	0	<b>Totals</b>	<b>30</b>	<b>0</b>	<b>4</b>	<b>0</b>

New York	000	020	001	3	10	1
Philadelphia	000	000	000	0	4	0

Philadelphia	001	000	020	3	6	2
New York	000	000	000	0	4	2

New York	200	050	002	9	8	1
Philadelphia	000	000	000	0	4	4

**E** – Donlin. **DP** – New York 1. **LOB** – New York 9, Philadelphia 4. **2B** – McGann, Mertes, Davis, Murphy, Schreckengost. **S** – Mathewson. **SB** – Bresnahan (1), Donlin (1), Devlin (1), Gilbert (1). **CS** – Gilbert.

**E** – Murphy, Bresnahan, McGann, MCross. **LOB** – Philadelphia 5, New York 7. **2B** – Hartsel, Bresnahan, Donlin. **S** – Bender. **SB** – Dahlen (1), Devlin (2). **CS** – Donlin, Dahlen.

**E** – Devlin, Murphy 3, Hartsel. **DP** – New York 1, Philadelphia 2. **LOB** – New York 4, Philadelphia 5. **2B** – McGann. **SB** – Browne (2), Donlin (2), Dahlen (2), Devlin (3), Hartsel (1). **CS** – McGann, Mertes, Murphy.

New York	ip	h	r	er	bb	so
Mathewson (W)	9.0	4	0	0	0	6
Philadelphia	ip	h	r	er	bb	so
Plank (L)	9.0	10	3	3	2	5

Philadelphia	ip	h	r	er	bb	so
Bender (W)	9.0	4	0	0	3	9
New York	ip	h	r	er	bb	so
McGinnity (L)	8.0	5	3	0	0	2
Ames	1.0	1	0	0	1	1

New York	ip	h	r	er	bb	so
Mathewson (W)	9.0	4	0	0	1	8
Philadelphia	ip	h	r	er	bb	so
Coakley (L)	9.0	8	9	2	5	2

**WP** – Mathewson. **HBP** – by Plank (Bresnahan).  
**T** – 1:46. **A** – 17,955  
**Umpires** – Sheridan, O'Day.

**T** – 1:55. **A** – 24,992  
**Umpires** – O'Day, Sheridan.

**HBP** – by Coakley (Bresnahan), by Mathewson (Coakley).  
**T** – 1:55. **A** – 10,991  
**Umpires** – Sheridan, O'Day.

**Game 4 — October 13**  
**New York 1, Philadelphia 0**

Philadelphia	ab	r	h	bi
Hartsel lf	1	0	0	0
Lord cf	4	0	0	0
Davis 1b	4	0	1	0
LCross 3b	4	0	1	0
Seybold rf	3	0	0	0
Murphy 2b	3	0	1	0
MCross ss	4	0	1	0
Powers c	3	0	0	0
Hoffman ph	1	0	0	0
Plank p	3	0	1	0
<b>Totals</b>	<b>30</b>	<b>0</b>	<b>5</b>	<b>0</b>

New York	ab	r	h	bi
Bresnahan c	2	0	1	0
Browne rf	4	0	2	0
Donlin cf	3	0	0	0
McGann 1b	3	0	0	0
Mertes lf	4	1	0	0
Dahlen ss	3	0	0	0
Devlin 3b	3	0	1	0
Gilbert 2b	3	0	0	1
McGinnity p	3	0	0	0
<b>Totals</b>	<b>28</b>	<b>1</b>	<b>4</b>	<b>1</b>

Philadelphia	000	000	000	0	5	2
New York	000	100	00x	1	4	0

E — MCross, LCross. **LOB** — Philadelphia 8, New York 7. **2B** — Devlin. **S** — Hartsel, Murphy, Donlin, McGann. **SB** — Hartsel (2).

Philadelphia	ip	h	r	er	bb	so
Plank (L)	8.0	4	1	0	2	6
New York	ip	h	r	er	bb	so
McGinnity (W)	9.0	5	0	0	3	4

**WP** — Plank.  
**T** — 1:55. **A** — 13,598  
**Umpires** — O'Day, Sheridan.

**Game 5 — October 14**  
**New York 2, Philadelphia 0**

Philadelphia	ab	r	h	bi
Hartsel lf	4	0	2	0
Lord cf	4	0	0	0
Davis 1b	4	0	1	0
LCross 3b	4	0	0	0
Seybold rf	3	0	1	0
Murphy 2b	3	0	0	0
MCross ss	3	0	1	0
Powers c	3	0	1	0
Bender p	3	0	0	0
<b>Totals</b>	<b>31</b>	<b>0</b>	<b>6</b>	<b>0</b>

New York	ab	r	h	bi
Bresnahan c	4	0	2	0
Browne rf	4	0	1	1
Donlin cf	4	0	0	0
McGann 1b	3	0	0	0
Mertes lf	2	1	1	0
Dahlen ss	2	0	0	0
Devlin 3b	2	0	0	0
Gilbert 2b	3	0	1	1
Mathewson p	1	1	0	0
<b>Totals</b>	<b>25</b>	<b>2</b>	<b>5</b>	<b>2</b>

Philadelphia	000	000	000	0	6	0
New York	000	010	01x	2	5	1

E — Mathewson. **DP** — New York 1. **LOB** — Philadelphia 4, New York 4. **2B** — Powers, Bresnahan. **S** — Devlin, Mathewson. **CS** — MCross, Mertes.

Philadelphia	ip	h	r	er	bb	so
Bender (L)	8.0	5	2	2	3	4
New York	ip	h	r	er	bb	so
Mathewson (W)	9.0	6	0	0	0	4

**T** — 1:35. **A** — 24,187  
**Umpires** — Sheridan, O'Day.



# 1910 WORLD SERIES

The A's win their first World Series and use just two pitchers to defeat the Chicago Cubs, four games to one. Jack Coombs wins three of the games and posts a 3.33 ERA while Chief Bender is 1-1 with a 1.93 ERA. Eddie Collins paces the A's offense with a .429 batting average and four doubles and Frank Baker hits .409. Danny Murphy connects for the only home run of the series and leads the A's with nine RBI. The A's hit .316 and score 35 runs in the five games while the two pitchers combine for a 2.76 ERA and allow 15 runs.

The A's win the first two games in Philadelphia as Bender tosses a three-hitter in Game 1 and strikes out eight in a 4-1 win while Baker has three hits and two RBI. Coombs allows eight hits and nine walks in Game 2 but the Cubs strand 14 in a 9-3 A's win. Eddie Collins has three of the A's 14 hits and all nine Athletics collect at least one hit. The series moves to Chicago for Game 3 and Coombs comes back on one day of rest and defeats the Cubs, 12-5, collecting three hits and three RBI. Harry Davis and Jack Berry add three hits each and Barry and Murphy have three RBI. Bender suffers the A's only loss in Game 4 when the Cubs win 4-3 in 10 innings. The A's have a 3-2 lead entering the ninth but the Cubs score once in the ninth and once in the 10th for the win. The A's wrap up the series with a 7-2 win in Game 5 as Coombs picks up his third win of the series. Collins has three hits and the A's score five times in the eighth to break open a 2-1 game.

## FINAL STATISTICS

PLAYER	AVG	G	AB	R	H	TB	2B	3B	HR	RBI	SH	SF	HP	BB	IBB	SO	SB	CS	DP	E	SLG	OBP
Baker	.409	5	22	6	9	12	3	0	0	4	0	0	0	2	-	1	0	3	0	3	.545	.458
Barry	.235	5	17	3	4	6	2	0	0	3	2	0	1	1	-	3	0	0	1	0	.353	.316
Bender	.333	2	6	1	2	2	0	0	0	1	0	0	0	1	-	1	0	0	0	0	.333	.429
Collins	.429	5	21	5	9	13	4	0	0	3	1	0	0	2	-	0	4	2	0	1	.619	.478
Coombs	.385	3	13	0	5	6	1	0	0	3	0	0	0	0	-	3	0	0	1	2	.462	.385
Davis	.353	5	17	5	6	9	3	0	0	2	2	0	1	3	-	4	0	0	0	3	.529	.476
Hartsel	.200	1	5	2	1	1	0	0	0	0	0	0	0	0	-	1	2	0	0	0	.200	.200
Lapp	.250	1	4	0	1	1	0	0	0	1	0	0	0	0	-	2	0	0	0	0	.250	.250
Lord	.182	5	22	3	4	6	2	0	0	1	1	0	0	1	-	3	0	1	0	0	.273	.217
Murphy	.350	5	20	6	7	13	3	0	1	9	1	0	0	1	-	0	1	0	0	0	.650	.381
Strunk	.278	4	18	2	5	8	1	1	0	2	0	0	0	2	-	5	0	1	0	1	.444	.350
Thomas	.250	4	12	2	3	3	0	0	0	1	0	0	0	4	-	1	0	0	1	1	.250	.438
<b>Totals</b>	<b>.316</b>	<b>5</b>	<b>177</b>	<b>35</b>	<b>56</b>	<b>80</b>	<b>19</b>	<b>1</b>	<b>1</b>	<b>30</b>	<b>7</b>	<b>0</b>	<b>2</b>	<b>17</b>	<b>-</b>	<b>24</b>	<b>7</b>	<b>7</b>	<b>3</b>	<b>11</b>	<b>.452</b>	<b>.383</b>
PITCHER	W	L	ERA	G	GS	CG	GF	SHO	SV	IP	H	R	ER	HR	HB	BB	IBB	SO	WP	BK	AVG	
Bender	1	1	1.93	2	2	2	0	0	-	18.2	12	5	4	0	0	4	-	14	0	0	.194	
Coombs	3	0	3.33	3	3	3	0	0	-	27.0	23	10	10	0	0	18	-	31	1	0	.240	
<b>Totals</b>	<b>4</b>	<b>1</b>	<b>2.76</b>	<b>5</b>	<b>5</b>	<b>5</b>	<b>0</b>	<b>0</b>	<b>-</b>	<b>45.2</b>	<b>35</b>	<b>15</b>	<b>14</b>	<b>0</b>	<b>0</b>	<b>18</b>	<b>-</b>	<b>31</b>	<b>1</b>	<b>0</b>	<b>.222</b>	

**Game 1 — October 17**  
**Philadelphia 4, Chicago 1**

Chicago	ab	r	h	bi
Sheckard lf	4	0	0	0
Schulte rf	2	0	1	0
Hofman cf	4	0	0	0
Chance 1b	3	0	0	0
Zimmerman 2b	3	0	0	0
Steinfeldt 3b	3	0	0	0
Tinker ss	3	1	1	0
Kling c	3	0	1	1
Kane pr	0	0	0	0
Overall p	1	0	0	0
McIntire p	1	0	0	0
Beaumont ph	1	0	0	0
<b>Totals</b>	<b>28</b>	<b>1</b>	<b>3</b>	<b>1</b>

Philadelphia	ab	r	h	bi
Strunk cf	3	0	0	0
Lord lf	4	1	1	0
Collins 2b	2	1	1	0
Baker 3b	4	1	3	2
Davis 1b	3	0	0	0
Murphy rf	3	1	1	1
Barry ss	3	0	0	0
Thomas c	1	0	0	0
Bender p	3	0	1	1
<b>Totals</b>	<b>26</b>	<b>4</b>	<b>7</b>	<b>4</b>

Chicago	000	000	001	1	3	1
Philadelphia	021	000	01x	4	7	2

E — Strunk, Thomas, McIntire. **LOB** — Chicago 2, Philadelphia 4. **2B** — Lord, Baker 2. **S** — Collins, Davis. **SB** — Murphy (1). **CS** — Schulte 2, Strunk, Collins, Baker.

Chicago	ip	h	r	er	bb	so
Overall (L)	3.0	6	3	3	1	1
McIntire	5.0	1	1	0	3	3
Philadelphia	ip	h	r	er	bb	so
Bender (W)	9.0	3	1	0	2	8

T — 1:54. **A** — 26,891

**Umpires** — Connolly, O'Day, Rigler, Sheridan.

**Game 2 — October 18**  
**Philadelphia 9, Chicago 3**

Chicago	ab	r	h	bi
Sheckard lf	1	1	1	0
Schulte rf	3	1	0	0
Hofman cf	2	1	1	0
Chance 1b	5	0	2	1
Zimmerman 2b	3	0	1	2
Steinfeldt 3b	5	0	1	0
Tinker ss	4	0	2	0
Kling c	4	0	0	0
Brown p	3	0	0	0
Beaumont ph	1	0	0	0
Richie p	0	0	0	0
<b>Totals</b>	<b>31</b>	<b>3</b>	<b>8</b>	<b>3</b>

Philadelphia	ab	r	h	bi
Strunk cf	5	1	2	1
Lord lf	5	1	1	0
Collins 2b	4	2	3	1
Baker 3b	4	1	1	0
Davis 1b	5	1	2	2
Murphy rf	4	1	1	2
Barry ss	3	0	1	0
Thomas c	3	2	2	1
Coombs p	4	0	1	0
<b>Totals</b>	<b>37</b>	<b>9</b>	<b>14</b>	<b>7</b>

Chicago	100	000	101	3	8	3
Philadelphia	002	010	60x	9	14	4

E — Coombs 2, Steinfeldt 2, Sheckard, Davis 2. **DP** — Chicago 1, Philadelphia 3. **LOB** — Chicago 14, Philadelphia 9. **2B** — Sheckard, Zimmerman, Steinfeldt, Tinker, Strunk, Collins 2, Davis, Murphy. **S** — Sheckard, Schulte 2, Barry. **SF** — Zimmerman. **SB** — Collins 2 (2). **CS** — Tinker, Lord.

Chicago	ip	h	r	er	bb	so
Brown (L)	7.0	13	9	6	4	6
Richie	1.0	1	0	0	0	0
Philadelphia	ip	h	r	er	bb	so
Coombs (W)	9.0	8	3	3	9	5

T — 2:25. **A** — 24,597

**Umpires** — Rigler, Sheridan, O'Day, Connolly.

**Game 3 — October 20**  
**Philadelphia 12, Chicago 5**

Philadelphia	ab	r	h	bi
Strunk cf	5	1	1	0
Lord lf	4	0	1	0
Collins 2b	5	1	1	0
Baker 3b	5	2	2	2
Davis 1b	3	3	3	0
Murphy rf	5	2	1	3
Barry ss	5	3	3	3
Thomas c	4	0	0	0
Coombs p	5	0	3	3
<b>Totals</b>	<b>41</b>	<b>12</b>	<b>15</b>	<b>11</b>

Chicago	ab	r	h	bi
Sheckard lf	1	2	0	0
Schulte rf	4	0	2	2
Hofman cf	3	1	1	1
Chance 1b	1	0	0	0
Archer 1b	3	0	0	0
Zimmerman 2b	4	0	0	0
Steinfeldt 3b	4	0	0	0
Tinker ss	4	1	3	0
Kling c	4	0	0	0
Reulbach p	0	0	0	0
Beaumont ph	0	1	0	0
McIntire p	0	0	0	0
Pfister p	2	0	0	0
Needham ph	1	0	0	0
<b>Totals</b>	<b>31</b>	<b>5</b>	<b>6</b>	<b>3</b>

Philadelphia	125	000	400	12	15	1
Chicago	120	000	020	5	6	5

E — Baker, Schulte, Hofman, Tinker 2, Steinfeldt. **DP** — Philadelphia 2, Chicago 1. **LOB** — Philadelphia 7, Chicago 4. **2B** — Davis, Barry 2, Coombs, Schulte 2, Tinker. **HR** — Murphy (1). **S** — Lord. **SF** — Hofman. **SB** — Tinker (1). **CS** — Collins, Baker.

Philadelphia	ip	h	r	er	bb	so
Coombs (W)	9.0	6	5	5	4	8
Chicago	ip	h	r	er	bb	so
Reulbach	2.0	3	3	3	2	0
McIntire (L)	0.1	3	4	4	0	0
Pfister	6.2	9	5	0	1	1

**WP** — Coombs. **HBP** — by McIntire (Davis).

T — 2:07. **A** — 26,210

**Umpires** — O'Day, Sheridan, Rigler, Connolly.

Game 4— October 22  
Chicago 4, Philadelphia 3 (10)

Game 5 — October 23  
Philadelphia 7, Chicago 2

Philadelphia	ab	r	h	bi	Philadelphia	ab	r	h	bi
Strunk cf	5	0	2	1	Hartsel lf	5	2	1	0
Lord lf	5	0	0	0	Lord cf	4	1	1	1
Collins 2b	5	1	1	0	Collins 2b	5	0	3	2
Baker 3b	4	1	3	0	Baker 3b	5	1	0	0
Davis 1b	3	0	1	0	Davis 1b	3	1	0	0
Murphy rf	4	0	2	2	Murphy rf	4	2	2	1
Barry ss	4	0	0	0	Barry ss	2	0	0	0
Thomas c	4	0	1	0	Lapp c	4	0	1	1
Bender p	3	1	1	0	Coombs p	4	0	1	0
<b>Totals</b>	<b>37</b>	<b>3</b>	<b>11</b>	<b>3</b>	<b>Totals</b>	<b>36</b>	<b>7</b>	<b>9</b>	<b>5</b>

Chicago	ab	r	h	bi	Chicago	ab	r	h	bi
Sheckard lf	4	1	1	1	Sheckard lf	4	1	2	0
Schulte rf	4	2	2	0	Schulte rf	4	0	1	0
Hofman cf	3	0	2	1	Hofman cf	3	0	0	0
Chance 1b	4	0	2	2	Chance 1b	4	1	2	1
Zimmerman 2b	4	0	1	0	Zimmerman 2b	3	0	2	0
Steinfeldt 3b	4	0	0	0	Steinfeldt 3b	4	0	1	1
Tinker ss	3	0	0	0	Tinker ss	4	0	0	0
Archer c	4	1	1	0	Archer c	4	0	1	0
Cole p	2	0	0	0	Brown p	3	0	0	0
Kling ph	1	0	0	0	Kling ph	1	0	0	0
Kane pr	0	0	0	0	<b>Totals</b>	<b>34</b>	<b>2</b>	<b>9</b>	<b>2</b>
Brown p	1	0	0	0	Philadelphia	100	010	050	7 9 1
<b>Totals</b>	<b>34</b>	<b>4</b>	<b>9</b>	<b>4</b>	Chicago	010	000	010	2 9 2

Philadelphia 001 200 000 0 311 3  
Chicago 100 100 001 1 4 9 1

E – Baker, Collins, Brown, Davis. DP – Philadelphia 2, Chicago 1. LOB – Philadelphia 10, Chicago 4. 2B – Baker, Davis, Murphy, Schulte, Archer. 3B – Strunk, Chance. S – Davis, Murphy, Hofman. SB – Sheckard (1). CS – Baker, Schulte, Zimmerman, Tinker.

Philadelphia	ip	h	r	er	bb	so
Bender (L)	9.2	9	4	4	2	6
Chicago	ip	h	r	er	bb	so
Cole	8.0	10	3	3	3	5
Brown (W)	2.0	1	0	0	0	1

HBP – by Cole (Barry).

T – 2:14. A – 19,150

Umpires – Connolly, Rigler, Sheridan, O'Day.

E – Baker, Zimmerman, Steinfeldt. LOB – Philadelphia 6, Chicago 7. 2B – Lord, Collins 2, Murphy, Sheckard, Chance. S – Barry, Zimmerman. SB – Hartsel 2 (2), Collins 2 (4), Zimmerman (1). CS – Schulte (2).

Philadelphia	ip	h	r	er	bb	so
Coombs (W)	9.0	9	2	2	1	4
Chicago	ip	h	r	er	bb	so
Brown (L)	9.0	9	7	4	3	7

WP – Brown.

T – 2:06. A – 27,374

Umpires – O'Day, Sheridan, Rigler, Connolly.

# 1911 WORLD SERIES

The A's win their second consecutive World Championship as they defeat the New York Giants, four games to two. The A's pitching staff, which consists of Chief Bender, Jack Coombs and Eddie Plank, allows just 13 runs in the series for a 1.29 ERA. Bender goes 2-1 with a 1.04 ERA, Coombs is 1-0 with a 1.35 ERA and Plank is 1-1 with a 1.86 ERA. Frank "Home Run" Baker earns his nickname as he paces the A's offense with a .375 batting average, two home runs and five RBI. Jack Barry hits .368 and the A's offense hits .244 with 27 runs scored in the six games.

The A's lose Game 1 at New York by a 2-1 score as Bender strikes out 11 in eight innings in a complete game effort but loses to Christy Mathewson who tosses a six-hitter. The A's then win each of the next three games, beginning with a 3-1 win at Philadelphia in Game 2. Plank tosses a five-hitter and Baker breaks a 1-1 tie with a two-run home run in the sixth inning. Game 3 lasts 11 innings at New York and the A's are 3-2 winners. Trailing 1-0 entering the ninth inning, Baker homers to tie the game and the A's score two in the 11th for the win. Coombs goes the distance, allowing just three hits in 11 innings. The series is delayed for seven days because of rain but it resumes with a 4-2 A's win in Philadelphia in Game 4. Bender tosses a seven-hitter, Barry has three hits and Eddie Collins, Danny Murphy and Baker have two hits each. The A's lead 3-0 after six innings in Game 5 but the Giants score once in the bottom of the seventh, twice in the ninth and once in the 10th for the win. The A's then wrap up the series with a 13-2 win at Philadelphia, scoring seven times in the seventh inning. Murphy has four hits, Bris Lord adds three and Bender tosses a four-hitter.

## FINAL STATISTICS

PLAYER	AVG	G	AB	R	H	TB	2B	3B	HR	RBI	SH	SF	HP	BB	IBB	SO	SB	CS	DP	E	SLG	OBP
Baker	.375	6	24	7	9	17	2	0	2	5	0	0	0	1	-	5	0	1	0	2	.708	.400
Barry	.368	6	19	2	7	11	4	0	0	2	2	1	0	0	-	2	2	1	0	3	.579	.350
Bender	.091	3	11	0	1	1	0	0	0	0	0	0	0	0	-	1	0	0	0	0	.091	.091
Collins	.286	6	21	4	6	7	1	0	0	1	2	0	0	2	-	3	2	0	0	4	.333	.348
Coombs	.250	2	8	1	2	2	0	0	0	0	0	0	0	0	-	0	0	0	0	0	.250	.250
Davis	.208	6	24	3	5	6	1	0	0	5	0	0	0	0	-	3	0	1	0	0	.250	.208
Lapp	.250	2	8	1	2	2	0	0	0	0	0	0	0	0	-	1	0	0	0	0	.250	.250
Lord	.185	6	27	2	5	7	2	0	0	1	0	0	0	0	-	5	0	0	0	0	.259	.185
McInnis	-	1	0	0	0	0	0	0	0	0	0	0	0	0	-	0	0	0	0	0	-	-
Murphy	.304	6	23	4	7	10	3	0	0	3	1	0	0	0	-	3	0	2	0	1	.435	.304
Oldring	.200	6	25	2	5	10	2	0	1	3	2	0	0	0	-	4	0	0	0	1	.400	.200
Plank	.000	2	3	0	0	0	0	0	0	0	0	0	0	0	-	2	0	0	0	0	.000	.000
Strunk	-	1	0	0	0	0	0	0	0	0	0	0	0	0	-	0	0	0	0	0	-	-
Thomas	.083	4	12	1	1	1	0	0	0	1	0	1	0	1	-	2	0	1	0	0	.083	.143
<b>Totals</b>	<b>.244</b>	<b>6</b>	<b>205</b>	<b>27</b>	<b>50</b>	<b>74</b>	<b>15</b>	<b>0</b>	<b>3</b>	<b>21</b>	<b>7</b>	<b>2</b>	<b>0</b>	<b>4</b>	<b>-</b>	<b>31</b>	<b>4</b>	<b>6</b>	<b>0</b>	<b>11</b>	<b>.361</b>	<b>.256</b>

PITCHER	W	L	ERA	G	GS	CG	GF	SHO	SV	IP	H	R	ER	HR	HB	BB	IBB	SO	WP	BK	AVG
Bender	2	1	1.04	3	3	3	0	0	-	26.0	16	6	3	0	1	8	-	20	1	0	.172
Coombs	1	0	1.35	2	2	1	0	0	-	20.0	11	5	3	0	1	6	-	16	0	0	.175
Plank	1	1	1.86	2	1	1	1	0	-	9.2	6	2	2	0	1	0	-	8	0	0	.182
<b>Totals</b>	<b>4</b>	<b>2</b>	<b>1.29</b>	<b>6</b>	<b>6</b>	<b>5</b>	<b>1</b>	<b>0</b>	<b>-</b>	<b>55.2</b>	<b>33</b>	<b>13</b>	<b>8</b>	<b>0</b>	<b>3</b>	<b>14</b>	<b>-</b>	<b>44</b>	<b>1</b>	<b>0</b>	<b>.175</b>

**Game 1 – October 14**  
**New York 2, Philadelphia 1**

**Game 2 – October 16**  
**Philadelphia 3, New York 1**

**Game 3 – October 17**  
**Philadelphia 3, New York 2 (11)**

Philadelphia	ab	r	h	bi
Lord lf	4	0	0	0
Oldring cf	4	0	2	0
Collins 2b	3	0	0	0
Baker 3b	4	1	2	0
Murphy rf	3	0	0	0
Davis 1b	4	0	1	1
Barry ss	3	0	0	0
Thomas c	3	0	0	0
Bender p	3	0	1	0
<b>Totals</b>	<b>31</b>	<b>1</b>	<b>6</b>	<b>1</b>

New York	ab	r	h	bi
Devore lf	4	0	0	0
Doyle 2b	4	0	0	0
Snodgrass cf	3	0	2	0
Murray rf	4	0	0	0
Merkle 1b	3	0	1	0
Herzog 3b	3	1	1	0
Fletcher ss	3	0	0	0
Meyers c	3	0	1	1
Marquard p	2	0	0	0
Crandall ph-p	1	0	0	0
<b>Totals</b>	<b>30</b>	<b>1</b>	<b>5</b>	<b>1</b>

Philadelphia	ab	r	h	bi
Lord lf	5	0	0	0
Oldring cf	5	0	0	0
Collins 2b	5	1	2	0
Baker 3b	5	2	2	1
Murphy rf	5	0	0	1
Davis 1b	5	0	2	1
Barry ss	3	0	2	0
Lapp c	4	0	1	0
Coombs p	4	0	0	0
<b>Totals</b>	<b>41</b>	<b>3</b>	<b>9</b>	<b>3</b>

New York	ab	r	h	bi
Devore lf	3	0	1	1
Doyle 2b	3	0	1	0
Snodgrass cf	2	1	0	0
Murray rf	3	0	0	0
Merkle 1b	4	0	1	0
Herzog 3b	3	0	0	0
Fletcher ss	4	0	0	0
Meyers c	3	1	1	0
Mathewson p	3	0	1	0
<b>Totals</b>	<b>28</b>	<b>2</b>	<b>5</b>	<b>1</b>

Philadelphia	ab	r	h	bi
Lord lf	4	1	1	0
Oldring cf	3	0	0	0
Collins 2b	3	1	2	0
Baker 3b	3	1	1	2
Murphy rf	3	0	0	0
Davis 1b	3	0	0	0
Barry ss	3	0	0	0
Thomas c	3	0	0	0
Plank p	3	0	0	0
<b>Totals</b>	<b>28</b>	<b>3</b>	<b>4</b>	<b>2</b>

New York	ab	r	h	bi
Devore lf	4	0	0	1
Doyle 2b	4	0	0	0
Snodgrass cf	3	0	0	0
Murray rf	2	0	0	0
Merkle 1b	3	0	0	0
Herzog 3b	3	1	1	0
Fletcher ss	4	0	0	0
Meyers c	4	1	1	0
Mathewson p	3	0	1	0
Becker ph	1	0	0	0
<b>Totals</b>	<b>31</b>	<b>2</b>	<b>3</b>	<b>1</b>

Philadelphia	010	000	000	1	6	2
New York	000	100	10x	2	5	0

New York	010	000	000	1	5	3
Philadelphia	100	002	00x	3	4	0

Philadelphia	000	000	001	02	3	9	2
New York	001	000	000	01	2	3	5

**E** – Baker, Collins. **LOB** – Philadelphia 5, New York 8. **2B** – Oldring 2, Devore, Meyers. **S** – Murphy, Murray. **SB** – Doyle (1). **CS** – Baker, Snodgrass 2.

**E** – Devore, Merkle, Murray. **LOB** – New York 3, Philadelphia 2. **2B** – Herzog, Collins. **HR** – Baker (1). **S** – Oldring.

**E** – Fletcher 2, Herzog 3, Collins 2. **DP** – New York 1. **LOB** – Philadelphia 6, New York 1. **2B** – Barry, Herzog. **HR** – Baker (2). **S** – Barry, Murray. **SB** – Collins (1), Barry (1). **CS** – Davis, Devore, Murray, Merkle, Herzog, Becker.

Philadelphia	ip	h	r	er	bb	so
Bender (L)	8.0	5	2	1	4	11
<b>New York</b>	<b>ip</b>	<b>h</b>	<b>r</b>	<b>er</b>	<b>bb</b>	<b>so</b>
Mathewson (W)	9.0	6	1	1	1	5

New York	ip	h	r	er	bb	so
Marquard (L)	7.0	4	3	2	0	4
Crandall	1.0	0	0	0	0	2
<b>Philadelphia</b>	<b>ip</b>	<b>h</b>	<b>r</b>	<b>er</b>	<b>bb</b>	<b>so</b>
Plank (W)	9.0	5	1	1	0	8

Philadelphia	ip	h	r	er	bb	so
Coombs (W)	11.0	3	2	1	4	7
<b>New York</b>	<b>ip</b>	<b>h</b>	<b>r</b>	<b>er</b>	<b>bb</b>	<b>so</b>
Mathewson (L)	11.0	9	3	1	0	3

**PB** – Meyers. **HBP** – by Bender (Snodgrass). **T** – 2:12. **A** – 38,281  
**Umpires** – Klem, Dinneen, Brennan, Connolly.

**WP** – Marquard. **HBP** – by Plank (Snodgrass). **T** – 1:52. **A** – 26,286  
**Umpires** – Connolly, Brennan, Klem, Dinneen.

**T** – 2:25. **A** – 37,216  
**Umpires** – Brennan, Connolly, Klem, Dinneen.

**Game 4 – October 24**  
Philadelphia 4, New York 2

New York	ab	r	h	bi
Devore lf	4	1	2	0
Doyle 2b	3	1	1	1
Snodgrass cf	3	0	0	1
Murray rf	4	0	0	0
Merkle 1b	4	0	1	0
Herzog 3b	4	0	0	0
Fletcher ss	4	0	2	0
Meyers c	4	0	1	0
Mathewson p	1	0	0	0
Becker ph	1	0	0	0
Wiltse p	0	0	0	0
<b>Totals</b>	<b>32</b>	<b>2</b>	<b>7</b>	<b>2</b>

Philadelphia	ab	r	h	bi
Lord lf	4	0	1	0
Oldring cf	3	0	0	0
Collins 2b	3	1	2	0
Baker 3b	3	1	2	1
Murphy rf	4	1	2	1
Davis 1b	4	1	1	1
Barry ss	4	0	3	0
Thomas c	3	0	0	1
Bender p	4	0	0	0
<b>Totals</b>	<b>32</b>	<b>4</b>	<b>11</b>	<b>4</b>

New York	200	000	000	2	7	3
Philadelphia	000	310	00x	4	11	1

E – Fletcher, Baker, Murray, Mathewson.  
**DP** – Philadelphia 1. **LOB** – New York 6, Philadelphia 8. **2B** – Merkle, Meyers, Baker 2, Murphy 2, Davis, Barry 2. **3B** – Doyle. **S** – Oldring, Collins. **SF** – Snodgrass, Thomas. **CS** – Murphy.

New York	ip	h	r	er	bb	so
Mathewson (L)	7.0	10	4	4	1	5
Wiltse	1.0	1	0	0	0	1
Philadelphia	ip	h	r	er	bb	so
Bender (W)	9.0	7	2	2	2	4

T – 1:49. A – 24,355  
**Umpires** – Dinneen, Klem, Connolly, Brennan.

**Game 5 – October 25**  
New York 4, Philadelphia 3 (10)

New York	ab	r	h	bi
Lord lf	5	0	0	0
Oldring cf	5	1	2	3
Collins 2b	3	0	0	0
Baker 3b	4	0	0	0
Murphy rf	4	0	1	0
Davis 1b	4	0	0	0
Barry ss	4	0	1	0
Lapp c	4	1	1	0
Coombs p	4	1	2	0
Strunk pr	0	0	0	0
Plank p	0	0	0	0
<b>Totals</b>	<b>37</b>	<b>3</b>	<b>7</b>	<b>3</b>

New York	ab	r	h	bi
Devore lf	5	0	1	1
Doyle 2b	5	1	4	0
Snodgrass cf	4	0	0	0
Murray rf	5	0	0	0
Merkle 1b	2	1	0	1
Herzog 3b	4	0	1	0
Fletcher ss	4	1	1	0
Meyers c	3	0	1	1
Marquard p	0	0	0	0
Becker ph	1	0	0	0
Ames p	1	0	0	0
Crandall ph-p	1	1	1	1
<b>Totals</b>	<b>35</b>	<b>4</b>	<b>9</b>	<b>4</b>

New York	003	000	000	0	3	7	1
Philadelphia	000	000	102	1	4	9	2

E – Fletcher, Doyle, Collins. **DP** – Philadelphia 1, New York 1. **LOB** – Philadelphia 5, New York 6. **2B** – Doyle 2, Fletcher, Crandall. **HR** – Oldring (1). **S** – Snodgrass. **SF** – Merkle, Meyers. **SB** – Collins (2), Barry (2), Doyle (2), Herzog (1). **CS** – Murphy, Barry, Devore, Meyers.

Philadelphia	ip	h	r	er	bb	so
Coombs	9.0	8	3	2	2	9
Plank (L)	0.2	1	1	1	0	0
New York	ip	h	r	er	bb	so
Marquard	3.0	3	3	0	1	2
Ames	4.0	2	0	0	0	2
Crandall (W)	3.0	2	0	0	0	0

**WP** – Crandall. **HBP** – by Coombs (Merkle).  
T – 2:33. A – 33,228  
**Umpires** – Klem, Dinneen, Connolly, Brennan.

**Game 6 – October 26**  
Philadelphia 13, New York 2

New York	ab	r	h	bi
Devore lf	4	0	0	0
Doyle 2b	4	1	1	0
Snodgrass cf	4	0	0	0
Murray rf	3	0	0	0
Merkle 1b	4	0	0	0
Herzog 3b	4	1	1	0
Fletcher ss	4	0	0	1
Meyers c	3	0	1	0
Wilson c	1	0	0	0
Ames p	1	0	1	0
Crandall ph	0	0	0	0
Wiltse p	1	0	0	0
Marquard p	0	0	0	0
<b>Totals</b>	<b>33</b>	<b>2</b>	<b>4</b>	<b>1</b>

Philadelphia	ab	r	h	bi
Lord lf	5	1	3	1
Oldring cf	5	1	1	0
Collins 2b	4	1	0	1
Baker 3b	5	2	2	1
Murphy rf	4	3	4	1
Davis 1b	4	2	1	2
McInnis 1b	0	0	0	0
Barry ss	2	2	1	2
Thomas c	3	1	1	0
Bender p	4	0	0	0
<b>Totals</b>	<b>36</b>	<b>13</b>	<b>13</b>	<b>8</b>

New York	100	000	001	2	4	3
Philadelphia	001	401	70x	13	13	5

E – Barry 3, Merkle, Murray, Oldring, Ames, Murphy. **LOB** – New York 6, Philadelphia 3. **2B** – Doyle, Lord 2, Murphy, Barry. **S** – Collins, Barry. **SF** – Barry. **SB** – Herzog (2). **CS** – Devore, Thomas.

New York	ip	h	r	er	bb	so
Ames (L)	4.0	4	5	2	1	4
Wiltse	2.1	7	8	7	0	1
Marquard	1.2	2	0	0	0	2
Philadelphia	ip	h	r	er	bb	so
Bender (W)	9.0	4	2	0	2	5

**WP** – Bender, Marquard.  
T – 2:12. A – 20,485  
**Umpires** – Connolly, Brennan, Klem, Dinneen.

# 1913 WORLD SERIES

The A's win their third World Championship over a four-year span as they defeat the New York Giants, four games to one. The A's use just three pitchers in the series with all going the distance, including Chief Bender, who wins Games 1 and 4, and Eddie Plank, who posts a 1-1 record and a 0.95 ERA. Frank Baker paces the A's offense with a .450 batting average and matches Wally Schang for the team-lead with seven RBI. Eddie Collins hits .421 and steals three bases.

Bender allows 11 hits in Game 1 at New York, but the A's defeat the Giants, 6-4. Collins goes 3 for 3 and scores three runs and Baker is 3 for 4 with three RBI, including a two-run home run. The A's lone loss comes in a Game 2 at Philadelphia, a 3-0 decision in 10 innings. Plank tosses nine shut-out innings before allowing three runs in the top of the 10th, while Christy Mathewson blanks the A's on eight hits. The series returns to Philadelphia for Game 3 and the A's score five times in the first two innings en route to an 8-2 win. Collins has his second three-hit game of the series and drives in three runs and Joe Bush tosses a five-hitter. The A's take a 6-0 lead into the seventh inning of Game 4 at Philadelphia and hold on to win 6-5. Jack Barry has three hits and Schang goes 2 for 2 with four RBI. The A's then clinch the series at New York with a 3-1 win in Game 5 as Plank tosses a two-hitter, allowing just one unearned run in the fifth inning. The A's score early again as Baker has a sacrifice fly in the first inning and a RBI single in the A's two-run third.

## FINAL STATISTICS

PLAYER	AVG	G	AB	R	H	TB	2B	3B	HR	RBI	SH	SF	HP	BB	IBB	SO	SB	CS	DP	E	SLG	OBP
Baker	.450	5	20	2	9	12	0	0	1	7	0	1	0	0	-	2	1	1	0	1	.600	.429
Barry	.300	5	20	3	6	9	3	0	0	1	0	0	0	0	-	0	0	0	0	1	.450	.300
Bender	.000	2	8	0	0	0	0	0	0	1	0	0	0	0	-	1	0	0	0	0	.000	.000
Bush	.250	1	4	0	1	1	0	0	0	0	0	0	0	0	-	1	0	0	0	0	.250	.250
Collins	.421	5	19	5	8	12	0	2	0	3	2	0	0	1	-	2	3	0	0	1	.632	.450
Lapp	.250	1	4	0	1	1	0	0	0	0	0	0	0	0	-	1	0	0	0	0	.250	.250
McInnis	.118	5	17	1	2	3	1	0	0	2	2	1	0	0	-	2	0	0	0	0	.176	.111
Murphy	.227	5	22	2	5	5	0	0	0	0	0	0	0	2	-	0	0	1	0	0	.227	.292
Oldring	.273	5	22	5	6	8	0	1	0	0	0	0	0	0	-	1	1	0	0	0	.364	.273
Plank	.143	2	7	0	1	1	0	0	0	0	0	0	0	0	-	0	0	0	0	1	.143	.143
Schang	.357	4	14	2	5	10	0	1	1	7	0	0	0	2	-	4	0	0	0	1	.714	.438
Strunk	.118	5	17	3	2	2	0	0	0	0	1	0	0	2	-	2	0	0	0	0	.118	.211
<b>Totals</b>	<b>.264</b>	<b>5</b>	<b>174</b>	<b>23</b>	<b>46</b>	<b>64</b>	<b>4</b>	<b>4</b>	<b>2</b>	<b>21</b>	<b>5</b>	<b>2</b>	<b>0</b>	<b>7</b>	<b>-</b>	<b>16</b>	<b>5</b>	<b>2</b>	<b>0</b>	<b>5</b>	<b>.368</b>	<b>.290</b>

PITCHER	W	L	ERA	G	GS	CG	GF	SHO	SV	IP	H	R	ER	HR	HB	BB	IBB	SO	WP	BK	AVG
Bender	2	0	4.00	2	2	2	0	0	-	18.0	19	9	8	1	1	1	-	9	0	0	.271
Bush	1	0	1.00	1	1	1	0	0	-	9.0	5	2	1	0	1	4	-	3	0	0	.172
Plank	1	1	0.95	2	2	2	0	0	-	19.0	9	4	2	0	1	3	-	7	0	0	.138
<b>Totals</b>	<b>4</b>	<b>1</b>	<b>2.15</b>	<b>5</b>	<b>5</b>	<b>5</b>	<b>0</b>	<b>0</b>	<b>-</b>	<b>46.0</b>	<b>33</b>	<b>15</b>	<b>11</b>	<b>1</b>	<b>3</b>	<b>8</b>	<b>-</b>	<b>19</b>	<b>0</b>	<b>0</b>	<b>.201</b>

**Game 1 – October 7**  
**Philadelphia 6, New York 4**

Philadelphia	ab	r	h	bi
Murphy rf	4	0	1	0
Oldring lf	4	0	1	0
Collins 2b	3	3	3	0
Baker 3b	4	1	3	3
McInnis 1b	3	0	1	1
Strunk cf	4	1	0	0
Barry ss	4	1	1	0
Schang c	4	0	1	2
Bender p	4	0	0	0
<b>Totals</b>	<b>34</b>	<b>6</b>	<b>11</b>	<b>6</b>

New York	ab	r	h	bi
Shafer cf	5	0	1	0
Doyle 2b	4	1	2	2
Fletcher ss	4	0	2	1
Burns lf	4	0	1	1
Herzog 3b	4	0	0	0
Murray rf	4	0	2	0
Meyers c	4	0	0	0
Merkle 1b	4	2	2	0
Marquard p	0	0	0	0
McCormick	1	1	1	0
Crandall p	1	0	0	0
Tesreau p	0	0	0	0
McLean ph	1	0	0	0
<b>Totals</b>	<b>36</b>	<b>4</b>	<b>11</b>	<b>4</b>

Philadelphia	000	320	010	6	11	1
New York	001	030	000	4	11	0

**E** – Barry. **DP** – Philadelphia 1. **LOB** – Philadelphia 4, New York 6. **2B** – McInnis, Barry, Burns. **3B** – Collins. **HR** – Baker (1). **S** – McInnis, Marquard. **SB** – Collins (1). **CS** – Murphy, Baker, Fletcher.

Philadelphia	ip	h	r	er	bb	so
Bender (W)	9.0	11	4	3	0	4
<b>New York</b>	<b>ip</b>	<b>h</b>	<b>r</b>	<b>er</b>	<b>bb</b>	<b>so</b>
Marquard (L)	5.0	8	5	5	1	1
Crandall	2.0	3	1	1	0	1
Tesreau	2.0	0	0	0	1	1

Crandall pitched to three batters in the 8th T – 2:06. A – 36,291  
**Umpires** – Klem, Egan, Rigler, Connolly.

**Game 2 – October 8**  
**New York 3, Philadelphia 0 (10)**

New York	ab	r	h	bi
Herzog 3b	5	1	0	0
Doyle 2b	4	0	0	0
Fletcher ss	5	0	2	2
Burns lf	4	0	0	0
Shafer cf	5	0	0	0
Murray rf	4	0	0	0
McLean c	4	0	2	0
Grant pr	0	1	0	0
Wilson c	0	0	0	0
Snodgrass 1b	1	0	1	0
Wiltse pr-1b	2	0	0	0
Mathewson p	3	1	2	1
<b>Totals</b>	<b>37</b>	<b>3</b>	<b>7</b>	<b>3</b>

Philadelphia	ab	r	h	bi
Murphy rf	5	0	0	0
Oldring lf	5	0	1	0
Collins 2b	4	0	1	0
Baker 3b	5	0	2	0
McInnis 1b	4	0	0	0
Strunk cf	3	0	1	0
Barry ss	4	0	1	0
Lapp c	4	0	1	0
Plank p	4	0	1	0
<b>Totals</b>	<b>38</b>	<b>0</b>	<b>8</b>	<b>0</b>

New York	000	000	000	3	3	7	2
Philadelphia	000	000	000	0	0	8	2

**E** – Baker, Doyle 2, Collins. **LOB** – New York 8, Philadelphia 10. **S** – Collins, Wiltse. **CS** – Shafer.

New York	ip	h	r	er	bb	so
Mathewson (W)	10.0	8	0	0	1	5
<b>Philadelphia</b>	<b>ip</b>	<b>h</b>	<b>r</b>	<b>er</b>	<b>bb</b>	<b>so</b>
Plank (L)	10.0	7	3	2	2	6

**HBP** – by Plank (Doyle).  
T – 2:22. A – 20,563  
**Umpires** – Connolly, Rigler, Klem, Egan.

**Game 3 – October 9**  
**Philadelphia 8, New York 2**

Philadelphia	ab	r	h	bi
Murphy rf	5	1	2	0
Oldring lf	5	3	2	0
Collins 2b	5	2	3	3
Baker 3b	4	1	2	2
McInnis 1b	4	0	0	0
Strunk cf	4	0	0	0
Barry ss	4	0	1	0
Schang c	4	1	1	1
Bush p	4	0	1	0
<b>Totals</b>	<b>39</b>	<b>8</b>	<b>12</b>	<b>6</b>

New York	ab	r	h	bi
Herzog 3b	4	0	0	0
Doyle 2b	4	0	1	0
Fletcher ss	2	0	1	0
Burns lf	4	0	0	0
Shafer cf	3	1	1	0
Murray rf	3	1	1	1
McLean c	2	0	1	1
Cooper pr	0	0	0	0
Wilson c	2	0	0	0
Merkle 1b	2	0	0	0
Wiltse pr-1b	0	0	0	0
Tesreau p	2	0	0	0
Crandall p	1	0	0	0
<b>Totals</b>	<b>29</b>	<b>2</b>	<b>5</b>	<b>2</b>

Philadelphia	320	000	210	8	12	1
New York	000	010	100	2	5	1

**E** – Schang, Fletcher. **DP** – Philadelphia 3, New York 1. **LOB** – Philadelphia 4, New York 5. **2B** – Shafer. **3B** – Collins. **HR** – Schang (1). **SB** – Oldring (1), Collins (2), Baker (1), Fletcher (1), Murray (1), Cooper (1). **CS** – Murray.

Philadelphia	ip	h	r	er	bb	so
Bush (W)	9.0	5	2	1	4	3
<b>New York</b>	<b>ip</b>	<b>h</b>	<b>r</b>	<b>er</b>	<b>bb</b>	<b>so</b>
Tesreau (L)	6.1	11	7	6	0	3
Crandall	2.2	1	1	1	0	1

**HBP** – by Bush (Fletcher).  
T – 2:11. A – 36,896  
**Umpires** – Rigler, Connolly, Klem, Egan.



**Game 4 – October 10**  
Philadelphia 6, New York 5

**Game 5 – October 11**  
Philadelphia 3, New York 1

New York					Philadelphia						
ab	r	h	bi	ab	r	h	bi				
Snodgrass cf	2	0	0	0	Murphy rf	3	1	2	0		
Herzog 3b	2	0	1	0	Oldring lf	4	2	0	0		
Doyle 2b	4	0	0	0	Collins 2b	3	0	1	0		
Fletcher ss	4	1	0	0	Baker 3b	3	0	2	2		
Burns lf	4	2	2	1	McInnis 1b	2	0	0	1		
Shafer 3b-cf	4	0	1	1	Strunk cf	4	0	0	0		
Murray rf	2	1	1	0	Barry ss	4	0	0	0		
McLean c	2	0	2	0	Schang c	4	0	1	0		
Cooper pr	0	0	0	0	Plank p	3	0	0	0		
Wilson c	1	0	0	0	<b>Totals</b>	<b>30</b>	<b>3</b>	<b>6</b>	<b>3</b>		
Crandall ph	1	0	0	0							
Merkle 1b	4	1	1	3	New York						
Demaree p	1	0	0	0	ab	r	h	bi			
McCormick ph	1	0	0	0	Herzog 3b	4	0	0	0		
Marquard p	1	0	0	0	Doyle 2b	4	0	0	0		
Grant ph	1	0	0	0	Fletcher ss	3	0	0	0		
<b>Totals</b>	<b>34</b>	<b>5</b>	<b>8</b>	<b>5</b>	Burns lf	3	0	0	0		
					Shafer cf	2	1	0	0		
					Murray rf	3	0	0	0		
					McLean c	3	0	1	1		
					Merkle 1b	3	0	0	0		
					Mathewson p	2	0	1	0		
					Crandall ph	1	0	0	0		
					<b>Totals</b>	<b>28</b>	<b>1</b>	<b>2</b>	<b>1</b>		
					Philadelphia	102	000	000	3	6	1
					New York	000	010	000	1	2	2

New York	000	000	320	5	8	2
Philadelphia	010	320	00x	6	9	0

E – Merkle 2. **LOB** – New York 4, Philadelphia 7. **2B** – Burns, Barry 2. **3B** – Shafer, Oldring. **HR** – Merkle (1). **SB** – Burns (1), Murray (2), Collins (3). **CS** – Cooper. **SH** – Strunk.

New York	ip	h	r	er	bb	so
Demaree (L)	4.0	7	4	2	1	0
Marquard	4.0	2	2	2	2	2
Philadelphia	ip	h	r	er	bb	so
Bender (W)	9.0	8	5	5	1	5

**HBP** – by Bender (Murray). **PB** – McLean.  
T – 2:09. A – 20,568  
**Umpires** – Egan, Clem, Connolly, Rigler.

Philadelphia 102 000 000 3 6 1  
New York 000 010 000 1 2 2  
E – Plank, Doyle, Burns. **DP** – Philadelphia  
2. **LOB** – Philadelphia 5, New York 1. **SH** –  
Collins, McInnis. **SF** – Baker, McInnis.  
**Philadelphia** ip h r er bb so  
Plank (W) 9.0 2 1 0 1 1  
**New York** ip h r er bb so  
Mathewson (L) 9.0 6 3 2 1 2  
T – 1:39. A – 36,632  
**Umpires** – Klem, Egan, Rigler, Connolly.

# 1914 WORLD SERIES

The A's return to the World Series for the fourth time in five years but are swept in four games by the Boston Braves. The pitching staff posts a 3.41 ERA in the series, including 1.00 by Eddie Plank. The offense is held to a .172 batting average and scores just six runs in the four games. Frank Baker leads the A's with four hits in the series.

The A's drop a 7-1 decision in Game 1 at Philadelphia as Dick Rudolph limits the A's to an unearned run in the second inning. Chief Bender takes the loss, allowing six runs in 5.1 innings. Bill James shuts out the A's 1-0 in Game 2, yielding just two hits. The game is scoreless over the first eight innings before Plank allows a Les Mann RBI single with two outs in the top of the ninth. The series moves to Boston for Game 3, a 5-4 A's loss in 12 innings. The score is tied at 2-2 when Frank Baker delivers a two-run single in the top of the 10th inning. Joe Bush, who goes the distance for the A's, then allows two runs in the bottom of the 10th. Bush takes the loss when his own throwing error on a Herbie Moran sacrifice bunt attempt in the 12th allows the winning run to score. The A's then drop a 3-1 decision in Game 4 as Rudolph again holds the A's to just one run. Starting pitcher Bob Shawkey allows three runs in 5.0 innings for the loss.

## FINAL STATISTICS

PLAYER	AVG	G	AB	R	H	TB	2B	3B	HR	RBI	SH	SF	HP	BB	IBB	SO	SB	CS	DP	E	SLG	OBP
Baker	.250	4	16	0	4	6	2	0	0	2	0	0	0	1	-	3	0	0	1	0	.375	.294
Barry	.071	4	14	1	1	1	0	0	0	0	0	0	0	1	-	3	1	0	0	1	.071	.133
Bender	.000	1	2	0	0	0	0	0	0	0	0	0	0	0	-	0	0	0	0	0	.000	.000
Bush	.000	1	5	0	0	0	0	0	0	0	0	0	0	0	-	2	0	0	0	1	.000	.000
Collins	.214	4	14	0	3	3	0	0	0	1	0	1	0	2	-	1	1	0	0	0	.214	.294
Lapp	.000	1	1	0	0	0	0	0	0	0	0	0	0	0	-	0	0	0	0	0	.000	.000
McInnis	.143	4	14	2	2	3	1	0	0	0	0	0	0	3	-	3	0	0	0	0	.214	.294
Murphy	.188	4	16	2	3	5	2	0	0	0	0	0	0	2	-	2	0	1	1	0	.313	.278
Oldring	.067	4	15	0	1	1	0	0	0	0	2	0	0	0	-	5	0	1	0	0	.067	.067
Pennock	.000	1	1	0	0	0	0	0	0	0	0	0	0	0	-	0	0	0	0	0	.000	.000
Plank	.000	1	2	0	0	0	0	0	0	0	0	0	0	0	-	1	0	0	0	0	.000	.000
Schang	.167	4	12	1	2	3	1	0	0	0	0	0	0	1	-	4	0	1	0	1	.250	.231
Shawkey	.500	1	2	0	1	2	1	0	0	1	0	0	0	0	-	1	0	0	0	0	1.000	.500
Strunk	.286	2	7	0	2	2	0	0	0	0	0	0	0	0	-	2	0	0	0	0	.286	.286
Walsh	.333	3	6	0	2	3	1	0	0	1	0	0	0	3	-	1	0	0	0	0	.500	.556
Wyckoff	1.000	1	1	0	1	2	1	0	0	0	0	0	0	0	-	0	0	0	0	0	2.000	1.000
<b>Totals</b>	<b>.172</b>	<b>4</b>	<b>128</b>	<b>6</b>	<b>22</b>	<b>31</b>	<b>9</b>	<b>0</b>	<b>0</b>	<b>5</b>	<b>2</b>	<b>1</b>	<b>0</b>	<b>13</b>	<b>-</b>	<b>28</b>	<b>2</b>	<b>3</b>	<b>2</b>	<b>3</b>	<b>.242</b>	<b>.246</b>

PITCHER	W	L	ERA	G	GS	CG	GF	SHO	SV	IP	H	R	ER	HR	HB	BB	IBB	SO	WP	BK	AVG
Bender	0	1	10.13	1	1	0	0	0	-	5.1	8	6	6	0	0	2	-	3	0	0	.381
Bush	0	1	3.27	1	1	1	0	0	-	11.0	9	5	4	1	0	4	-	4	0	0	.225
Pennock	0	0	0.00	1	0	0	1	0	-	3.0	2	0	0	0	0	2	-	3	0	0	.200
Plank	0	1	1.00	1	1	1	0	0	-	9.0	7	1	1	0	1	4	-	6	0	0	.212
Shawkey	0	1	3.60	1	1	0	0	0	-	5.0	4	3	2	0	0	2	-	0	0	0	.222
Wyckoff	0	0	2.45	1	0	0	1	0	-	3.2	3	1	1	0	0	1	-	2	0	0	.231
<b>Totals</b>	<b>0</b>	<b>4</b>	<b>3.41</b>	<b>4</b>	<b>4</b>	<b>2</b>	<b>2</b>	<b>0</b>	<b>-</b>	<b>37.0</b>	<b>33</b>	<b>16</b>	<b>14</b>	<b>1</b>	<b>1</b>	<b>15</b>	<b>-</b>	<b>18</b>	<b>0</b>	<b>0</b>	<b>.244</b>

**Game 1 – October 9**  
Boston 7, Philadelphia 1

**Game 2 – October 10**  
Boston 1, Philadelphia 0

**Game 3 – October 12**  
Boston 5, Philadelphia 4 (12)

Boston					Boston					Philadelphia						
ab	r	h	bi		ab	r	h	bi		ab	r	h	bi			
Moran rf	5	0	0	0	Mann rf	5	0	2	1	Murphy rf	5	2	2	0		
Evers 2b	4	1	1	0	Evers 2b	4	0	2	0	Oldring lf	5	0	0	0		
Connolly lf	3	1	1	0	Cather lf	5	0	0	0	Collins 2b	4	0	1	1		
Whitted cf	3	2	1	2	Whitted cf	3	0	0	0	Baker 3b	5	0	2	2		
Schmidt 1b	4	1	2	1	Schmidt 1b	4	0	1	0	McInnis 1b	5	1	1	0		
Gowdy c	3	2	3	1	Gowdy c	2	0	0	0	Walsh cf	4	0	1	1		
Maranville ss	4	0	2	2	Maranville ss	2	0	1	0	Barry ss	5	0	0	0		
Deal 3b	4	0	0	0	Deal 3b	4	1	1	0	Schang c	4	1	1	0		
Rudolph p	4	0	1	0	James p	4	0	0	0	Bush p	5	0	0	0		
<b>Totals</b>	<b>34</b>	<b>7</b>	<b>11</b>	<b>6</b>	<b>Totals</b>	<b>33</b>	<b>1</b>	<b>7</b>	<b>1</b>	<b>Totals</b>	<b>42</b>	<b>4</b>	<b>8</b>	<b>4</b>		

Philadelphia					Philadelphia					Boston						
ab	r	h	bi		ab	r	h	bi		ab	r	h	bi			
Murphy rf	4	0	1	0	Murphy rf	3	0	0	0	Moran rf	4	1	0	0		
Oldring lf	3	0	0	0	Oldring lf	3	0	0	0	Evers 2b	5	0	3	0		
Collins 2b	3	0	0	0	Collins 2b	3	0	1	0	Connolly lf	4	0	0	1		
Baker 3b	4	0	1	0	Baker 3b	3	0	0	0	Whitted cf	5	0	0	0		
McInnis 1b	2	1	0	0	McInnis 1b	3	0	0	0	Schmidt 1b	5	1	1	0		
Strunk cf	4	0	2	0	Strunk cf	3	0	0	0	Deal 3b	5	0	1	0		
Barry ss	4	0	0	0	Barry ss	2	0	0	0	Maranville ss	4	1	1	1		
Schang c	2	0	0	0	Schang c	3	0	1	0	Gowdy c	4	1	3	2		
Lapp c	1	0	0	0	Plank p	2	0	0	0	Mann pr	0	1	0	0		
Bender p	2	0	0	0	Walsh ph	0	0	0	0	Tyler p	3	0	0	0		
Wyckoff p	1	0	1	0	<b>Totals</b>	<b>25</b>	<b>0</b>	<b>2</b>	<b>0</b>	Devore ph	1	0	0	0		
<b>Totals</b>	<b>30</b>	<b>1</b>	<b>5</b>	<b>0</b>					James p	0	0	0	0			

Boston	020	013	010	7	11	2	Boston	000	000	001	1	7	1	Boston	100	100	000	200	4	8	2
Philadelphia	010	000	000	1	5	0	Philadelphia	000	000	000	0	2	1	Philadelphia	010	100	000	201	5	9	1

E – Evers, Moran. DP – Boston 1, Philadelphia 4. LOB – Boston 3, Philadelphia 6. 2B – Gowdy, Baker, Wyckoff. 3B – Whitted, Gowdy. SB – Moran (1), Schmidt (1), Gowdy (1). SH – Oldring.

Boston	ip	h	r	er	bb	so
Rudolph (W)	9.0	5	1	0	3	8
Philadelphia	ip	h	r	er	bb	so
Bender (L)	5.1	8	6	6	2	3
Wyckoff	3.2	3	1	1	1	2

T – 1:58. A – 20,562  
Umpires – Dinneen, Klem, Byron, Hildebrand.

E – Maranville, Barry. DP – Boston 1. LOB – Boston 11, Philadelphia 1. 2B – Deal, Schang. S – Maranville. SB – Deal 2 (2), Barry (1). CS – Evers, Murphy, Schang.

Boston	ip	h	r	er	bb	so
James (W)	9.0	2	0	0	3	8
Philadelphia	ip	h	r	er	bb	so
Plank (L)	9.0	7	1	1	4	6

HBP – by Plank (Maranville). PB – Schang.  
T – 1:56. A – 20,562  
Umpires – Hildebrand, Byron, Klem, Dinneen.

Philadelphia 100 100 000 200 4 8 2  
Boston 010 100 000 201 5 9 1  
no outs when winning run scored.

E – Bush, Schang, Connolly. DP – Boston 1. LOB – Philadelphia 10, Boston 8. 2B – Murphy 2, Baker, McInnis, Deal, Gowdy 2. HR – Gowdy (1). SH – Oldring, Moran. SF – Collins, Connolly. SB – Collins (1), Evers (1), Maranville 2 (2). CS – Maranville.

Philadelphia	ip	h	r	er	bb	so
Bush (L)	11.0	9	5	4	4	4
Boston	ip	h	r	er	bb	so
Tyler	10.0	8	4	4	3	4
James (W)	2.0	0	0	0	3	1

Bush pitched to three batters in the 12th  
T – 3:06. A – 35,520  
Umpires – Klem, Dinneen, Byron, Hildebrand.

Game 4 – October 13  
 Boston 3, Philadelphia 1

Philadelphia	ab	r	h	bi
Murphy rf	4	0	0	0
Oldring lf	4	0	1	0
Collins 2b	4	0	1	0
Baker 3b	4	0	1	0
McInnis 1b	4	0	1	0
Walsh cf	2	0	1	0
Barry ss	3	1	1	0
Schang c	3	0	0	0
Shawkey p	2	0	1	1
Pennock p	1	0	0	0
<b>Totals</b>	<b>31</b>	<b>1</b>	<b>7</b>	<b>1</b>

Boston	ab	r	h	bi
Moran rf	4	1	1	0
Evers 2b	3	1	1	2
Connolly lf	2	0	0	0
Mann ph-1f	2	0	0	0
Whitted cf	3	0	2	0
Schmidt 1b	4	0	1	1
Gowdy c	2	0	0	0
Maranville ss	3	0	0	0
Deal 3b	3	0	0	0
Rudolph p	2	1	1	0
<b>Totals</b>	<b>28</b>	<b>3</b>	<b>6</b>	<b>3</b>

Philadelphia	000	010	000	1	7	0
Boston	000	120	00x	3	6	0

LOB – Philadelphia 4, Boston 5. **2B** – Walsh, Shawkey, Moran. **SB** – Whitted (1). **CS** – Oldring, Schmidt.

Philadelphia	ip	h	r	er	bb	so
Shawkey (L)	5.0	4	3	3	2	0
Pennock	3.0	2	0	0	2	3
Boston	ip	h	r	er	bb	so
Rudolph (W)	9.0	7	1	1	1	7

**WP** – Rudolph. **PB** – Schang.

**T** – 1:49. **A** – 34,362

**Umpires** – Byron, Hildebrand, Klem, Dineen

# 1929 WORLD SERIES

The A's return to the World Series for the first time in 15 years and win their fourth World Championship, besting the Chicago Cubs four games to one. The pitching staff posts a 2.40 ERA, including 1.42 by Howard Ehmke. The offense hits .281 and scores 26 runs in the five-game series. Jimmy Dykes hits .421 and Mickey Cochrane adds a .400 batting average. Jimmie Foxx, Mule Haas and Al Simmons all hit two home runs each.

Ehmke strikes out 13 and tosses an eight-hitter in the opener as the A's win 3-1 at Chicago. Foxx breaks a scoreless tie with a solo home run in the seventh inning and the A's have a 3-0 lead before Ehmke allows an unearned run in the bottom of the ninth. In Game 2, Simmons drives in four runs and Foxx is 3 for 5 with three RBI and his second home run in a 9-3 victory. The series moves to Philadelphia for Game 3 when the A's lose their only game of the series, 3-1. George Earnshaw goes the distance and strikes out 10, after tossing 4.2 innings two days earlier. The A's fall behind 8-0 in Game 4 before scoring 10 times in the bottom of the seventh inning to win, 10-8. Haas and Simmons both homer in the inning and Haas and Jimmy Dykes drive in three runs each as the A's send 15 batters to the plate. Philadelphia then clinches the series with a 3-2 win in Game 5. Ehmke allows two runs in 3.2 innings before Rube Walberg comes on to pitch 5.1 innings of scoreless relief. The A's trail 2-0 entering the bottom of the ninth before Haas hits a two-run home run to tie the game. Bing Miller then has a walk-off double to drive in Simmons and win the series.

## FINAL STATISTICS

PLAYER	AVG	G	AB	R	H	TB	2B	3B	HR	RBI	SH	SF	HP	BB	IBB	SO	SB	CS	DP	E	SLG	OBP
Bishop	.190	5	21	2	4	4	0	0	0	1	0	0	0	2	-	3	0	0	0	0	.190	.261
Boley	.235	5	17	1	4	4	0	0	0	1	3	0	0	0	-	3	0	0	1	0	.235	.235
Burns	.000	1	2	0	0	0	0	0	0	0	0	0	0	0	-	1	0	0	0	0	.000	.000
Cochrane	.400	5	15	5	6	7	1	0	0	0	0	0	0	7	-	0	0	0	1	0	.467	.591
Dykes	.421	5	19	2	8	9	1	0	0	4	0	0	0	1	-	1	0	0	0	2	.474	.450
Earnshaw	.000	2	5	1	0	0	0	0	0	0	1	0	0	0	-	4	0	0	0	0	.000	.000
Ehmke	.200	2	5	0	1	1	0	0	0	0	0	0	0	0	-	0	0	0	0	0	.200	.200
Foxx	.350	5	20	5	7	14	1	0	2	5	0	0	0	1	-	1	0	0	2	0	.700	.381
French	.000	1	1	0	0	0	0	0	0	0	0	0	0	0	-	1	0	0	0	0	.000	.000
Grove	.000	2	2	0	0	0	0	0	0	0	0	0	0	0	-	1	0	0	0	0	.000	.000
Haas	.238	5	21	3	5	11	0	0	2	6	1	0	0	1	-	3	0	0	0	0	.524	.273
Miller	.368	5	19	1	7	8	1	0	0	4	1	0	1	0	-	2	0	2	0	1	.421	.400
Quinn	.000	1	2	0	0	0	0	0	0	0	0	0	0	0	-	2	0	0	0	0	.000	.000
Simmons	.300	5	20	6	6	13	1	0	2	5	0	1	0	1	-	4	0	0	0	0	.650	.318
Summa	.000	1	1	0	0	0	0	0	0	0	0	0	0	0	-	1	0	0	0	0	.000	.000
Walberg	.000	2	1	0	0	0	0	0	0	0	0	0	0	0	-	0	0	0	0	0	1.000	.000
<b>Totals</b>	<b>.281</b>	<b>5</b>	<b>171</b>	<b>26</b>	<b>48</b>	<b>71</b>	<b>5</b>	<b>0</b>	<b>6</b>	<b>26</b>	<b>6</b>	<b>1</b>	<b>1</b>	<b>13</b>	<b>-</b>	<b>27</b>	<b>0</b>	<b>2</b>	<b>4</b>	<b>4</b>	<b>.415</b>	<b>.333</b>

PITCHER	W	L	ERA	G	GS	CG	GF	SHO	SV	IP	H	R	ER	HR	HB	BB	IBB	SO	WP	BK	AVG
Earnshaw	1	1	2.63	2	2	1	0	0	-	13.2	14	6	4	0	0	6	-	17	0	0	.250
Ehmke	1	0	1.42	2	2	1	0	0	-	12.2	14	3	2	0	0	3	-	13	0	0	.286
Grove	0	0	0.00	2	0	0	2	0	-	6.1	3	0	0	0	0	1	-	10	0	0	.143
Quinn	0	0	9.00	1	1	0	0	0	-	5.0	7	6	5	1	0	2	-	2	0	0	.318
Rommel	1	0	9.00	1	0	0	0	0	-	1.0	2	1	1	0	0	1	-	0	0	0	.500
Walberg	1	0	0.00	2	0	0	1	0	-	6.1	3	1	0	0	0	0	-	8	0	0	.143
<b>Totals</b>	<b>4</b>	<b>1</b>	<b>2.40</b>	<b>5</b>	<b>5</b>	<b>2</b>	<b>3</b>	<b>0</b>	<b>-</b>	<b>45.0</b>	<b>43</b>	<b>17</b>	<b>12</b>	<b>1</b>	<b>0</b>	<b>13</b>	<b>-</b>	<b>50</b>	<b>0</b>	<b>0</b>	<b>.249</b>

**Game 1 – October 8**  
Philadelphia 3, Chicago 1

Philadelphia	ab	r	h	bi
Bishop 2b	4	0	0	0
Haas cf	3	0	0	0
Cochrane c	3	1	1	0
Simmons lf	4	1	0	0
Foxx 1b	4	1	2	1
Miller rf	4	0	1	2
Dykes 3b	4	0	1	0
Boley ss	4	0	0	0
Ehmke p	4	0	1	0
<b>Totals</b>	<b>34</b>	<b>3</b>	<b>6</b>	<b>3</b>

Chicago	ab	r	h	bi
McMillan 3b	4	0	1	0
English ss	4	0	2	0
Hornsby 2b	4	0	0	0
Wilson cf	4	0	0	0
Cuyler rf	4	1	1	0
Stephenson lf	4	0	2	1
Grimm 1b	2	0	2	0
Taylor c	2	0	0	0
Heathcote ph	1	0	0	0
Gonzalez c	0	0	0	0
Blair ph	1	0	0	0
Root p	2	0	0	0
Hartnett ph	1	0	0	0
Bush p	0	0	0	0
Tolson ph	1	0	0	0
<b>Totals</b>	<b>34</b>	<b>1</b>	<b>8</b>	<b>1</b>

Philadelphia	000	000	102	3	6	1
Chicago	000	000	001	1	8	2

E – Dykes, English 2. DP – Chicago 1. LOB – Philadelphia 6, Chicago 8. 2B – English. HR – Foxx (1). CS – Grimm. SH – Grimm.

Philadelphia	ip	h	r	er	bb	so
Ehmke (W)	9.0	8	1	0	1	13
<b>Chicago</b>	<b>ip</b>	<b>h</b>	<b>r</b>	<b>er</b>	<b>bb</b>	<b>so</b>
Root (L)	7.0	3	1	1	2	5
Bush	2	3	2	0	0	0

T – 2:03. A – 50,740

Umpires – Klem, Dinneen, Moran, Van Graflan.

**Game 2 – October 9**  
Philadelphia 9, Chicago 3

Philadelphia	ab	r	h	bi
Bishop 2b	4	0	0	0
Haas cf	5	1	1	1
Cochrane c	2	2	1	0
Simmons lf	4	2	2	4
Foxx 1b	5	2	3	3
Miller rf	4	0	1	0
Dykes 3b	4	1	3	1
Boley ss	3	0	1	0
Earnshaw p	3	1	0	0
Grove p	2	0	0	0
<b>Totals</b>	<b>36</b>	<b>9</b>	<b>12</b>	<b>9</b>

Chicago	ab	r	h	bi
McMillan 3b	4	0	0	0
English ss	5	0	1	0
Hornsby 2b	4	1	1	0
Wilson cf	3	1	3	0
Cuyler rf	4	0	0	0
Stephenson lf	5	1	1	1
Grimm 1b	4	0	2	1
Taylor c	4	0	2	1
Malone p	1	0	0	0
Blake p	1	0	1	0
Heathcote ph	0	0	0	0
Hartnett ph	1	0	0	0
Carlson p	0	0	0	0
Gonzalez ph	1	0	0	0
Nehf p	0	0	0	0
<b>Totals</b>	<b>37</b>	<b>3</b>	<b>11</b>	<b>3</b>

Philadelphia	003	300	120	9	12	0
Chicago	000	030	000	3	11	1

E – English. DP – Philadelphia 1, Chicago 1. LOB – Philadelphia 9, Chicago 12. 2B – Foxx, English. HR – Simmons (1), Foxx (2). SH – Miller, Boley 2.

Philadelphia	ip	h	r	er	bb	so
Earnshaw (W)	4.2	8	3	3	4	7
Grove	4.1	3	0	0	1	6
<b>Chicago</b>	<b>ip</b>	<b>h</b>	<b>r</b>	<b>er</b>	<b>bb</b>	<b>so</b>
Malone (L)	3.2	5	6	3	5	5
Blake	1.1	2	0	0	0	1
Carlson	3	5	3	3	1	2
Nehf	1.0	0	0	0	0	0

T – 2:29. A – 49,987

Umpires – Dinneen, Moran, Van Graflan, Klem.

**Game 3 – October 11**  
Chicago 3, Philadelphia 1

Chicago	ab	r	h	bi
McMillan 3b	4	0	0	0
English ss	4	1	0	0
Hornsby 2b	4	1	2	1
Wilson cf	3	0	2	0
Cuyler rf	4	0	1	2
Stephenson lf	4	0	1	0
Grimm 1b	4	0	0	0
Taylor c	4	0	0	0
Bush p	3	1	0	0
<b>Totals</b>	<b>34</b>	<b>3</b>	<b>6</b>	<b>3</b>

Philadelphia	ab	r	h	bi
Bishop 2b	4	0	1	0
Haas cf	5	0	2	0
Cochrane c	3	1	2	0
Simmons lf	3	0	0	0
Foxx 1b	4	0	0	0
Miller rf	4	0	1	1
Dykes 3b	4	0	1	0
Boley ss	4	0	2	0
Earnshaw p	2	0	0	0
Summa ph	1	0	0	0
<b>Totals</b>	<b>34</b>	<b>1</b>	<b>9</b>	<b>1</b>

Chicago	000	003	000	3	6	1
Philadelphia	000	010	000	1	9	1

E – English, Dykes. LOB – Chicago 6, Philadelphia 10. 2B – Hornsby, Stephenson. 3B – Wilson. CS – Miller. SH – Earnshaw. SF – Simmons.

Chicago	ip	h	r	er	bb	so
Bush (W)	9.0	9	1	1	2	4
<b>Philadelphia</b>	<b>ip</b>	<b>h</b>	<b>r</b>	<b>er</b>	<b>bb</b>	<b>so</b>
Earnshaw (L)	9.0	6	3	1	2	10

WP – Bush.

T – 2:09. A – 29,921

Umpires – Moran, Van Graflan, Klem, Dinneen.

**Game 4 – October 12**  
Philadelphia 10, Chicago 8

**Game 5 – October 14**  
Philadelphia 3, Chicago 2

Chicago	ab	r	h	bi	Chicago	ab	r	h	bi
McMillan 3b	4	0	0	0	McMillan 3b	4	0	1	0
English ss	4	0	0	0	English ss	4	0	1	0
Hornsby 2b	5	2	2	0	Hornsby 2b	4	0	0	0
Wilson cf	3	1	2	0	Wilson cf	4	0	1	0
Cuyler rf	4	2	3	2	Cuyler rf	4	1	1	0
Stephenson lf	4	1	1	1	Stephenson lf	2	1	1	0
Grimm 1b	4	2	2	2	Grimm 1b	4	0	1	1
Taylor c	3	0	0	1	Taylor c	4	0	1	1
Root p	3	0	0	0	Malone p	3	0	1	0
Nehf p	0	0	0	0	<b>Totals</b>	<b>33</b>	<b>2</b>	<b>8</b>	<b>2</b>
Blake p	0	0	0	0					
Malone p	0	0	0	0	<b>Philadelphia</b>	<b>ab</b>	<b>r</b>	<b>h</b>	<b>bi</b>
Hartnett ph	1	0	0	0	Bishop 2b	4	1	1	0
Carlson p	0	0	0	0	Haas cf	4	1	1	2
<b>Totals</b>	<b>35</b>	<b>8</b>	<b>10</b>	<b>6</b>	Cochrane c	3	0	0	0
					Simmons lf	4	1	2	0
<b>Philadelphia</b>	<b>ab</b>	<b>r</b>	<b>h</b>	<b>bi</b>	Foxx 1b	3	0	0	0
Bishop 2b	5	1	2	1	Miller rf	4	0	2	1
Haas cf	4	1	1	3	Dykes 3b	3	0	0	0
Cochrane c	4	1	2	0	Boley ss	3	0	0	0
Simmons lf	5	2	2	1	Ehmke p	1	0	0	0
Foxx 1b	4	2	2	1	Walberg p	1	0	0	0
Miller rf	3	1	2	0	French ph	1	0	0	0
Dykes 3b	4	1	3	3	<b>Totals</b>	<b>31</b>	<b>3</b>	<b>6</b>	<b>3</b>
Boley ss	3	1	1	1					
Quinn p	2	0	0	0					
Walberg p	0	0	0	0	Two outs when winning run scored				
Rommel p	0	0	0	0	Chicago	000	200	000	2 8 1
Burns ph	2	0	0	0	Philadelphia	000	000	003	3 6 0
Grove p	0	0	0	0					
<b>Totals</b>	<b>36</b>	<b>10</b>	<b>15</b>	<b>10</b>					

Chicago 000 205 100 8 10 2  
Philadelphia 000 000 (10)0x 10 15 2

E – Wilson, Cuyler, Miller, Walberg. DP – Philadelphia 1. LOB – Chicago 4, Philadelphia 6. 2B – Cochrane, Dykes. 3B – Hornsby. HR – Grimm (1), Haas (1), Simmons (2). CS – Miller. SH – Haas, Boley. SF – Taylor.

Chicago	ip	h	r	er	bb	so
Root	6.1	9	6	6	0	3
Nehf	0.0	1	2	2	1	0
Blake (L)	0.0	2	2	2	0	0
Malone	0.2	1	0	0	0	2
Carlson	1.0	2	0	0	0	1
<b>Philadelphia</b>	<b>ip</b>	<b>h</b>	<b>r</b>	<b>er</b>	<b>bb</b>	<b>so</b>
Quinn	5.0	7	6	5	2	2
Walberg	1.0	1	1	0	0	2
Rommel (W)	1.0	2	1	1	1	0
Grove	2.0	0	0	0	0	4

Nehf pitched to two batters in the seventh; Blake pitched to two batters in the seventh. HBP – by Malone (Miller).  
T – 2:12. A – 29,921  
Umpires – Van Graflan, Klem, Dinneen, Moran.

Chicago	ip	h	r	er	bb	so
Malone (L)	8.2	6	3	3	2	4
<b>Philadelphia</b>	<b>ip</b>	<b>h</b>	<b>r</b>	<b>er</b>	<b>bb</b>	<b>so</b>
Ehmke	3.2	6	2	2	2	0
Walberg (W)	5.1	2	0	0	0	6

T – 1:42. A – 29,921  
Umpires – Klem, Dinneen, Moran, Van Graflan.

# 1930 WORLD SERIES

The Athletics win back-to-back World Series for the second time, defeating St. Louis four games to two. The pitching staff allows 12 runs in the six-game series for a 1.73 ERA. George Earnshaw goes 2-0 with a 0.72 ERA in three starts and Lefty Grove picks up the other two wins, posting a 1.42 ERA in three games, two starts. Offensively, the A's hit just .197 but add six home runs. Al Simmons hits .364 with two home runs and Jimmie Foxx bats .333. Mickey Cochrane adds two home runs and Jimmy Dykes drives in a team-best five runs.

Grove tosses a complete game in Game 1, a 5-2 A's win at Philadelphia. The A's are held to just five hits in the game, including a pair of solo home runs by Simmons and Cochrane. Earnshaw fires a six-hitter in the A's 6-1 win in Game 2. Simmons has two hits and Cochrane homers again, a solo shot in the first inning. The Cardinals win Game 3 in St. Louis as Bill Hallahan shuts out the A's on seven hits in a 5-0 win. Jesse Haines four-hits the A's in a 3-1 loss in Game 4 to even the series at two games each. Earnshaw and Grove then combine on a three-hit shutout in a 2-0 win in Game 5. Foxx hits a two-run home run in the ninth inning to account for all the scoring. The series returned to Philadelphia for Game 6 and the A's win their fifth and final World Championship in Philadelphia with a 7-1 victory. Earnshaw tosses a complete-game five-hitter and Dykes and Simmons both homer.

## FINAL STATISTICS

PLAYER	AVG	G	AB	R	H	TB	2B	3B	HR	RBI	SH	SF	HP	BB	IBB	SO	SB	CS	DP	E	SLG	OBP
Bishop	.222	6	18	5	4	4	0	0	0	0	0	0	1	7	-	3	0	0	0	0	.222	.462
Boley	.095	6	21	1	2	2	0	0	0	1	1	0	0	0	-	1	0	0	0	1	.095	.095
Cochrane	.222	6	18	5	4	11	1	0	2	4	0	1	0	5	-	2	0	1	0	1	.611	.375
Dykes	.222	6	18	2	4	10	3	0	1	5	2	0	0	5	-	3	0	0	0	1	.556	.391
Earnshaw	.000	3	9	0	0	0	0	0	0	0	0	0	0	0	-	5	0	0	0	0	.000	.000
Foxx	.333	6	21	3	7	14	2	1	1	3	0	0	0	2	-	4	0	0	1	0	.667	.391
Grove	.000	3	6	0	0	0	0	0	0	0	0	0	0	0	-	3	0	0	0	0	.000	.000
Haas	.111	6	18	1	2	4	0	1	0	1	0	1	0	1	-	3	0	1	1	0	.222	.150
McNair	.000	1	1	0	0	0	0	0	0	0	0	0	0	0	-	0	0	0	0	0	.000	.000
Miller	.143	6	21	0	3	5	2	0	0	3	1	1	0	0	-	4	0	0	0	0	.238	.136
Moore	.333	3	3	0	1	1	0	0	0	0	0	0	0	1	-	1	0	0	0	0	.333	.500
Shores	-	1	0	0	0	0	0	0	0	0	0	0	0	1	-	0	0	0	0	0	-	1.000
Simmons	.364	6	22	4	8	16	2	0	2	4	0	0	0	2	-	2	0	0	1	0	.727	.417
Walberg	.000	1	2	0	0	0	0	0	0	0	0	0	0	0	-	1	0	0	0	0	.000	.000
<b>Totals</b>	<b>.197</b>	<b>6</b>	<b>178</b>	<b>21</b>	<b>35</b>	<b>67</b>	<b>10</b>	<b>2</b>	<b>6</b>	<b>21</b>	<b>4</b>	<b>3</b>	<b>1</b>	<b>24</b>	<b>-</b>	<b>32</b>	<b>0</b>	<b>2</b>	<b>3</b>	<b>3</b>	<b>.376</b>	<b>.291</b>

PITCHER	W	L	ERA	G	GS	CG	GF	SHO	SV	IP	H	R	ER	HR	HB	BB	IBB	SO	WP	BK	AVG
Earnshaw	2	0	0.72	3	3	2	0	0	-	25.0	13	2	2	1	0	7	-	19	0	0	.149
Grove	2	1	1.42	3	2	2	1	0	-	19.0	15	5	3	0	0	3	-	10	0	0	.214
Quinn	0	0	4.50	1	0	0	1	0	-	2.0	3	1	1	0	0	0	-	1	0	0	.333
Shores	0	0	13.50	1	0	0	0	0	-	1.1	3	2	2	0	0	0	-	0	0	0	.429
Walberg	0	1	3.86	1	1	0	0	0	-	4.2	4	2	2	1	0	1	-	3	0	0	.235
<b>Totals</b>	<b>4</b>	<b>2</b>	<b>1.73</b>	<b>6</b>	<b>6</b>	<b>4</b>	<b>2</b>	<b>1</b>	<b>-</b>	<b>52.0</b>	<b>38</b>	<b>12</b>	<b>10</b>	<b>2</b>	<b>0</b>	<b>11</b>	<b>-</b>	<b>33</b>	<b>0</b>	<b>0</b>	<b>.200</b>



**Game 1 – October 1**  
Philadelphia 5, St. Louis 2

St. Louis	ab	r	h	bi
Douthit cf	4	0	0	1
Adams 3b	3	0	1	1
Frisch 2b	4	0	2	0
Bottomley 1b	4	0	0	0
Hafey lf	4	0	1	0
Blades rf	3	0	0	0
Mancuso c	4	1	1	0
Gelbert ss	4	1	2	0
Grimes p	3	0	2	0
Puccinelli ph	1	0	0	0
<b>Totals</b>	<b>34</b>	<b>2</b>	<b>9</b>	<b>2</b>

Philadelphia	ab	r	h	bi
Bishop 2b	3	1	0	0
Dykes 3b	4	0	1	1
Cochrane c	3	1	1	1
Simmons lf	3	1	1	1
Foxx 1b	3	1	1	0
Miller rf	2	0	0	1
Haas cf	3	1	1	0
Boley ss	2	0	0	1
Grove p	3	0	0	0
<b>Totals</b>	<b>26</b>	<b>5</b>	<b>5</b>	<b>5</b>

St. Louis	002	000	000	2	9	0
Philadelphia	010	101	11x	5	5	0

**LOB** – St. Louis 8, Philadelphia 2. **2B** – Frisch, Hafey, Dykes. **3B** – Foxx, Haas. **HR** – Cochrane (1), Simmons (1). **CS** – Cochrane. **SH** – Boley. **SF** – Douthit, Adams, Miller.

St. Louis	ip	h	r	er	bb	so
Grimes (L)	8.0	5	5	5	3	6
Philadelphia	ip	h	r	er	bb	so
Grove (W)	9.0	9	2	2	1	5

T – 1:48. A – 32,295

**Umpires** – Moriarty, Rigler, Geisel, Reardon.

**Game 2 – October 2**  
Philadelphia 6, St. Louis 1

St. Louis	ab	r	h	bi
Douthit cf	4	0	0	0
Adams 3b	4	0	1	0
Frisch 2b	4	0	1	0
Bottomley 1b	4	0	0	0
Hafey lf	4	0	0	0
Watkins rf	4	1	1	1
Mancuso c	3	0	1	0
Gelbert ss	3	0	1	0
Rhem p	1	0	0	0
Lindsey p	1	0	1	0
Fisher ph	1	0	0	0
Johnson p	0	0	0	0
<b>Totals</b>	<b>33</b>	<b>1</b>	<b>6</b>	<b>1</b>

Philadelphia	ab	r	h	bi
Bishop 2b	2	1	0	0
Dykes 3b	3	0	1	2
Cochrane c	3	2	1	1
Simmons lf	4	2	2	1
Foxx 1b	3	0	1	1
Miller rf	4	0	1	1
Haas cf	4	0	0	0
Boley ss	4	1	1	0
Earnshaw p	3	0	0	0
<b>Totals</b>	<b>30</b>	<b>6</b>	<b>7</b>	<b>6</b>

St. Louis	010	000	000	1	6	2
Philadelphia	202	200	00x	6	7	2

**E** – Rhem, Frisch, Cochrane, Boley. **DP** – St. Louis 1, Philadelphia 1. **LOB** – St. Louis 6, Philadelphia 5. **2B** – Frisch, Dykes, Simmons, Foxx. **HR** – Watkins (1), Cochrane (2). **SB** – Frisch (1). **SH** – Dykes.

St. Louis	ip	h	r	er	bb	so
Rhem (L)	3.1	7	6	4	2	3
Lindsey	2.2	0	0	0	0	2
Johnson	2.0	0	0	0	2	2
Philadelphia	ip	h	r	er	bb	so
Earnshaw (W)	9.0	6	1	1	1	8

T – 1:47. A – 32,295

**Umpires** – Rigler, Geisel, Reardon, Moriarty.

**Game 3 – October 4**  
St. Louis 5, Philadelphia 0

Philadelphia	ab	r	h	bi
Bishop 2b	4	0	3	0
Dykes 3b	4	0	0	0
Cochrane c	2	0	0	0
Simmons lf	4	0	2	0
Foxx 1b	4	0	1	0
Miller rf	4	0	0	0
Haas cf	3	0	0	0
Moore ph	1	0	1	0
Boley ss	4	0	0	0
Walberg p	2	0	0	0
Shores p	0	0	0	0
Quinn p	0	0	0	0
McNair ph	1	0	0	0
<b>Totals</b>	<b>33</b>	<b>0</b>	<b>7</b>	<b>0</b>

St. Louis	ab	r	h	bi
Douthit cf	4	1	2	1
Adams 3b	4	0	0	0
Frisch 2b	4	0	0	0
Bottomley 1b	4	1	1	0
Hafey lf	4	1	2	1
Blades rf	2	1	1	0
Watkins rf	2	1	1	0
Wilson c	4	0	2	2
Gelbert ss	3	0	1	1
Hallahan p	2	0	0	0
<b>Totals</b>	<b>33</b>	<b>5</b>	<b>10</b>	<b>5</b>

Philadelphia	000	000	000	0	7	0
St. Louis	000	110	21x	5	10	0

**DP** – St. Louis 1. **LOB** – Philadelphia 11, St. Louis 5. **2B** – Simmons, Bottomley, Hafey. **HR** – Douthit (1).

Philadelphia	ip	h	r	er	bb	so
Walberg (L)	4.2	4	2	2	1	3
Shores	1.1	3	2	2	0	0
Quinn	2.0	3	1	1	0	1
St. Louis	ip	h	r	er	bb	so
Hallahan (W)	9.0	7	0	0	5	6

Shores pitched to three batters in the seventh

T – 1:55. A – 36,944

**Umpires** – Geisel, Reardon, Moriarty, Rigler.

**Game 4 – October 5**  
**St. Louis 3, Philadelphia 1**

Philadelphia	ab	r	h	bi
Bishop 2b	3	1	1	0
Dykes 3b	2	0	0	0
Cochrane c	4	0	0	0
Simmons lf	3	0	2	1
Foxx 1b	4	0	1	0
Miller rf	4	0	0	0
Haas cf	3	0	0	0
Boley ss	4	0	0	0
Grove p	3	0	0	0
<b>Totals</b>	<b>30</b>	<b>1</b>	<b>4</b>	<b>1</b>

St. Louis	ab	r	h	bi
Douthit cf	4	0	0	0
Adams 3b	4	0	0	0
Frisch 2b	4	0	0	0
Bottomley 1b	4	0	0	0
Hafey lf	3	1	1	0
Blades rf	3	1	0	0
Wilson c	3	0	1	0
Gelbert ss	2	1	2	1
Haines p	2	0	1	1
<b>Totals</b>	<b>29</b>	<b>3</b>	<b>5</b>	<b>2</b>

Philadelphia	100	000	000	1	4	1
St. Louis	001	200	00x	3	5	1

E – Dykes, Frisch. DP – St. Louis 1. LOB – Philadelphia 7, St. Louis 4. 2B – Hafey. 3B – Gelbert. SH – Dykes, Haines.

Philadelphia	ip	h	r	er	bb	so
Grove (L)	8.0	5	3	1	1	3
St. Louis	ip	h	r	er	bb	so
Haines (W)	9.0	4	1	1	4	2

WP – Haines.  
 T – 1:41. A – 39,946  
 Umpires – Reardon, Moriarty, Rigler, Geisel.

**Game 5 – October 6**  
**Philadelphia 2, St. Louis 0**

Philadelphia	ab	r	h	bi
Bishop 2b	4	0	0	0
Dykes 3b	3	0	0	0
Cochrane c	3	1	1	0
Simmons lf	4	0	0	0
Foxx 1b	4	1	2	2
Miller rf	4	0	0	0
Haas cf	4	0	1	0
Boley ss	3	0	1	0
Earnshaw p	2	0	0	0
Moore ph	0	0	0	0
Grove p	0	0	0	0
<b>Totals</b>	<b>31</b>	<b>2</b>	<b>5</b>	<b>2</b>

St. Louis	ab	r	h	bi
Douthit cf	4	0	0	0
Adams 3b	4	0	1	0
Frisch 2b	4	0	1	0
Bottomley 1b	4	0	0	0
Hafey lf	3	0	0	0
Watkins rf	3	0	0	0
Blades ph	0	0	0	0
Wilson c	4	0	1	0
Gelbert ss	2	0	0	0
Grimes p	2	0	0	0
<b>Totals</b>	<b>30</b>	<b>0</b>	<b>3</b>	<b>0</b>

Philadelphia	000	000	002	2	5	0
St. Louis	000	000	000	0	3	1

E – Frisch. DP – St. Louis 1. LOB – Philadelphia 5, St. Louis 8. 2B – Wilson. HR – Foxx (1). CS – Haas. SH – Grimes.

Philadelphia	ip	h	r	er	bb	so
Earnshaw	7.0	2	0	0	3	5
Grove (W)	2.0	1	0	0	1	2
St. Louis	ip	h	r	er	bb	so
Grimes (L)	9.0	5	2	2	3	7

T – 1:58. A – 38,844  
 Umpires – Moriarty, Rigler, Geisel, Reardon.

**Game 6 – October 8**  
**Philadelphia 7, St. Louis 1**

St. Louis	ab	r	h	bi
Douthit cf	4	0	0	0
Adams 3b	2	0	0	0
High ph-3b	2	1	1	0
Watkins rf	3	0	0	0
Frisch 2b	4	0	1	0
Hafey lf	4	0	2	1
Bottomley 1b	2	0	0	0
Wilson c	4	0	0	0
Gelbert ss	3	0	0	0
Hallahan p	0	0	0	0
Fisher ph	1	0	1	0
Johnson p	0	0	0	0
Blades ph	1	0	0	0
Lindsey p	0	0	0	0
Orsatti ph	1	0	0	0
Bell p	0	0	0	0
<b>Totals</b>	<b>31</b>	<b>1</b>	<b>5</b>	<b>1</b>

Philadelphia	ab	r	h	bi
Bishop 2b	2	2	0	0
Dykes 3b	2	2	2	2
Cochrane c	3	1	1	2
Simmons cf-1f	4	1	1	1
Foxx 1b	3	1	1	0
Miller rf	3	0	2	1
Moore lf	2	0	0	0
Haas cf	1	0	0	1
Boley ss	4	0	0	0
Earnshaw p	4	0	0	0
<b>Totals</b>	<b>28</b>	<b>7</b>	<b>7</b>	<b>7</b>

St. Louis	000	000	001	1	5	1
Philadelphia	201	211	00x	7	7	0

E – Watkins. DP – Philadelphia 1. LOB – St. Louis 6, Philadelphia 6. 2B – Hafey 2, Fisher, Dykes, Cochrane, Foxx, Miller 2. HR – Dykes (1), Simmons (2). SH – Miller. SF – Cochrane, Haas.

St. Louis	ip	h	r	er	bb	so
Hallahan (L)	2.0	2	2	2	3	2
Johnson	3.0	4	4	4	1	2
Lindsey	2.0	1	1	1	1	0
Bell	1.0	0	0	0	0	0
Philadelphia	ip	h	r	er	bb	so
Earnshaw (W)	9.0	5	1	1	3	6

HBP – by Hallahan (Bishop). PB – Wilson.  
 T – 1:46. A – 32,295  
 Umpires – Rigler, Geisel, Reardon, Moriarty.

# 1931 WORLD SERIES

The A's and Cardinals meet in the World Series for the second consecutive season but the A's lose in seven games. The pitching staff posts a 2.66 ERA, including 1.88 by George Earnshaw and 2.42 by Lefty Grove, who picks up two of the A's three wins. Earnshaw and Grove both start three games each. The offense hits .220 and scores 22 runs in the seven-game series. Jimmie Foxx hits .348 and Al Simmons bats .333 with two of the A's three home runs and eight RBI.

The series opens in St. Louis and the A's take a 1-0 lead with a 6-2 win in Game 1. Grove goes the distance, allowing 12 hits, and Simmons drives in three runs, including a two-run home run in the seventh. Bill Hallahan tosses a three-hit shutout as the A's lose Game 2, 2-0. The A's then fall behind in the series with a 5-2 loss in Game 3 at Philadelphia. Burleigh Grimes no hits the A's over the first seven innings before Bing Miller singles in the eighth. Al Simmons hits a two-run home run in the ninth for the A's only runs. The A's even the series at two games each with a 3-0 win in Game 4. Earnshaw tosses a two-hit shutout and Foxx hits a solo home run in the sixth. St. Louis wins the final game in Philadelphia, 5-1, but the A's win Game 6 at St. Louis, 8-1 to force a seventh game. In the final game, Grimes again shuts down the A's in a 4-2 win. He does not allow a run over the first eight innings before yielding a pinch hit two-run single to Doc Cramer with two outs in the ninth. Max Bishop comes to the plate as the potential winning run but Hallahan relieves Grimes and gets Bishop to fly out to end the series.

## FINAL STATISTICS

PLAYER	AVG	G	AB	R	H	TB	2B	3B	HR	RBI	SH	SF	HP	BB	IBB	SO	SB	CS	DP	E	SLG	OBP
Bishop	.148	7	27	4	4	4	0	0	0	0	0	0	0	3	-	5	0	0	0	0	.148	.233
Boley	.000	1	1	0	0	0	0	0	0	0	0	0	0	0	-	1	0	0	0	0	.000	.000
Cochrane	.160	7	25	2	4	4	0	0	0	1	0	0	0	5	-	2	0	0	1	1	.160	.300
Cramer	.500	2	2	0	1	1	0	0	0	2	0	0	0	0	-	0	0	0	0	0	.500	.500
Dykes	.227	7	22	2	5	5	0	0	0	2	1	0	0	5	-	1	0	0	1	0	.227	.370
Earnshaw	.000	3	8	0	0	0	0	0	0	0	0	0	0	0	-	2	0	0	0	2	.000	.000
Foxx	.348	7	23	3	8	11	0	0	1	3	0	0	0	6	-	5	0	0	0	1	.478	.483
Grove	.000	3	10	0	0	0	0	0	0	0	0	0	0	0	-	7	0	0	0	0	.000	.000
Haas	.130	7	23	1	3	4	1	0	0	2	2	0	0	3	-	5	0	0	0	0	.174	.231
Heving	.000	1	1	0	0	0	0	0	0	0	0	0	0	0	-	0	0	0	0	0	.000	.000
Hoyt	.000	1	2	0	0	0	0	0	0	0	0	0	0	0	-	0	0	0	0	0	.000	.000
McNair	.000	2	2	1	0	0	0	0	0	0	0	0	0	0	-	1	0	0	0	0	.000	.000
Miller	.269	7	26	3	7	8	1	0	0	1	1	0	1	0	-	4	0	0	0	0	.308	.296
Moore	.333	2	3	0	1	1	0	0	0	0	0	0	0	0	-	1	0	0	0	0	.333	.333
Simmons	.333	7	27	4	9	17	2	0	2	8	0	0	0	3	-	3	0	0	1	0	.630	.400
Todt	-	1	0	0	0	0	0	0	0	0	0	0	0	1	-	0	0	0	0	0	-	1.000
Williams	.320	7	25	2	8	9	1	0	0	1	0	0	0	2	-	9	0	0	0	0	.360	.370
<b>Totals</b>	<b>.220</b>	<b>7</b>	<b>227</b>	<b>22</b>	<b>50</b>	<b>64</b>	<b>5</b>	<b>0</b>	<b>3</b>	<b>20</b>	<b>4</b>	<b>0</b>	<b>1</b>	<b>28</b>	<b>-</b>	<b>46</b>	<b>0</b>	<b>0</b>	<b>5</b>	<b>2</b>	<b>.282</b>	<b>.309</b>

PITCHER	W	L	ERA	G	GS	CG	GF	SHO	SV	IP	H	R	ER	HR	HB	BB	IBB	SO	WP	BK	AVG
Earnshaw	1	2	1.88	3	3	2	0	1	-	24.0	12	6	5	1	0	4	-	20	1	0	.148
Grove	2	1	2.42	3	3	2	0	0	-	26.0	28	7	7	0	0	2	-	16	0	0	.269
Hoyt	0	1	4.50	1	1	0	0	0	-	6.0	7	3	3	1	0	0	-	1	0	0	.292
Mahaffey	0	0	9.00	1	0	0	1	0	-	1.0	1	1	1	0	0	1	-	0	0	0	.250
Rommel	0	0	9.00	1	0	0	1	0	-	1.0	3	1	1	0	0	0	-	0	0	0	.500
Walberg	0	0	3.00	2	0	0	1	0	-	3.0	3	1	1	0	0	2	-	4	0	0	.300
<b>Totals</b>	<b>3</b>	<b>4</b>	<b>2.66</b>	<b>7</b>	<b>7</b>	<b>4</b>	<b>3</b>	<b>1</b>	<b>-</b>	<b>61.0</b>	<b>54</b>	<b>19</b>	<b>18</b>	<b>2</b>	<b>0</b>	<b>9</b>	<b>-</b>	<b>41</b>	<b>1</b>	<b>0</b>	<b>.236</b>

**Game 1 – October 1**  
**Philadelphia 6, St. Louis 2**

Philadelphia	ab	r	h	bi
Bishop 2b	5	1	1	0
Haas cf	5	1	1	1
Cochrane c	4	2	2	0
Simmons lf	4	1	1	3
Foxx 1b	4	0	2	2
Miller rf	4	0	0	0
Dykes 3b	3	0	2	0
Williams ss	4	1	2	0
Grove p	4	0	0	0
<b>Totals</b>	<b>37</b>	<b>6</b>	<b>11</b>	<b>6</b>

St. Louis	ab	r	h	bi
High 3b	4	0	1	0
Mancuso ph	1	0	0	0
Roettger rf	5	1	2	0
Frisch 2b	4	1	2	0
Bottomley 1b	4	0	1	1
Hafey lf	4	0	1	0
Martin cf	4	0	3	1
Wilson c	4	0	0	0
Gelbert ss	4	0	2	0
Derringer p	2	0	0	0
Flowers ph	1	0	0	0
Johnson p	0	0	0	0
Blades ph	1	0	0	0
<b>Totals</b>	<b>38</b>	<b>2</b>	<b>12</b>	<b>2</b>

Philadelphia	004	000	200	6	11	0
St. Louis	200	000	000	2	12	0

**DP** – Philadelphia 1, St. Louis 1. **LOB** – Philadelphia 7, St. Louis 9. **2B** – Haas, Martin, Gelbert. **HR** – Simmons (1). **SB** – Hafey (1), Martin (1).

Philadelphia	ip	h	r	er	bb	so
Grove (W)	9.0	12	2	2	0	7
<b>St. Louis</b>	<b>ip</b>	<b>h</b>	<b>r</b>	<b>er</b>	<b>bb</b>	<b>so</b>
Derringer (L)	7.0	11	6	6	3	9
Johnson	2.0	0	0	0	0	2

T – 1:55. A – 38,529  
**Umpires** – Klem, Nallin, Stark, McGowan.

**Game 2 – October 2**  
**St. Louis 2, Philadelphia 0**

Philadelphia	ab	r	h	bi
Bishop 2b	5	0	0	0
Haas cf	4	0	1	0
Cochrane c	2	0	0	0
Simmons lf	4	0	0	0
Foxx 1b	2	0	1	0
Miller rf	4	0	1	0
Dykes 3b	2	0	0	0
Williams ss	2	0	0	0
Earnshaw p	3	0	0	0
Moore ph	1	0	0	0
<b>Totals</b>	<b>29</b>	<b>0</b>	<b>3</b>	<b>0</b>

St. Louis	ab	r	h	bi
Flowers 3b	4	0	0	0
Watkins rf	4	0	2	0
Frisch 2b	4	0	1	0
Bottomley 1b	3	0	0	0
Hafey lf	4	0	0	0
Martin cf	3	2	2	0
Wilson c	3	0	0	1
Gelbert ss	2	0	1	1
Hallahan p	2	0	0	0
<b>Totals</b>	<b>29</b>	<b>2</b>	<b>6</b>	<b>2</b>

Philadelphia	000	000	000	0	3	0
St. Louis	010	000	10x	2	6	1

E – Wilson. **DP** – St. Louis 1. **LOB** – Philadelphia 10, St. Louis 6. **2B** – Watkins, Frisch, Martin. **SH** – Dykes, Gelbert, Hallahan. **SB** – Martin 2 (3).

Philadelphia	ip	h	r	er	bb	so
Earnshaw (L)	8.0	6	2	2	1	5
<b>St. Louis</b>	<b>ip</b>	<b>h</b>	<b>r</b>	<b>er</b>	<b>bb</b>	<b>so</b>
Hallahan (W)	9.0	3	0	0	7	8

**WP** – Hallahan.  
T – 1:49. A – 35,947  
**Umpires** – Nallin, Stark, McGowan, Klem.

**Game 3 – October 5**  
**St. Louis 5, Philadelphia 2**

St. Louis	ab	r	h	bi
Adams 3b	3	0	0	0
Flowers 3b	1	0	0	0
Roettger rf	5	0	1	0
Watkins pr-rf	0	1	0	0
Frisch 2b	5	0	1	0
Bottomley 1b	4	1	1	1
Hafey lf	5	1	1	0
Martin cf	4	2	2	0
Wilson c	4	0	3	1
Gelbert ss	4	0	1	1
Grimes p	4	0	2	2
<b>Totals</b>	<b>39</b>	<b>5</b>	<b>12</b>	<b>5</b>

Philadelphia	ab	r	h	bi
Bishop 2b	3	0	0	0
Haas cf	4	0	0	0
Cochrane c	3	0	0	0
McNair pr	0	1	0	0
Simmons lf	4	1	1	2
Foxx 1b	2	0	0	0
Miller rf	3	0	1	0
Dykes 3b	3	0	0	0
Williams ss	3	0	0	0
Grove p	2	0	0	0
Cramer ph	1	0	0	0
Mahaffey p	0	0	0	0
<b>Totals</b>	<b>28</b>	<b>2</b>	<b>2</b>	<b>2</b>

St. Louis	020	200	001	5	12	0
Philadelphia	000	000	002	2	2	0

**DP** – St. Louis 1. **LOB** – St. Louis 9, Philadelphia 3. **2B** – Roettger, Bottomley, Martin. **HR** – Simmons (2).

St. Louis	ip	h	r	er	bb	so
Grimes (W)	9.0	2	2	2	4	5
<b>Philadelphia</b>	<b>ip</b>	<b>h</b>	<b>r</b>	<b>er</b>	<b>bb</b>	<b>so</b>
Grove (L)	8.0	11	4	4	1	2
Mahaffey	1.0	1	1	1	1	0

T – 2:10. A – 32,295  
**Umpires** – Stark, McGowan, Klem, Nallin.

**Game 4 – October 6**  
Philadelphia 3, St. Louis 0

St. Louis	ab	r	h	bi
Flowers 3b	1	0	0	0
High 3b	3	0	0	0
Watkins rf	4	0	0	0
Frisch 2b	3	0	0	0
Bottomley 1b	3	0	0	0
Hafey lf	3	0	0	0
Martin cf	3	0	2	0
Wilson c	3	0	0	0
Gelbert ss	3	0	0	0
Johnson p	2	0	0	0
Lindsey p	0	0	0	0
Collins ph	1	0	0	0
Derringer p	0	0	0	0
<b>Totals</b>	<b>29</b>	<b>0</b>	<b>2</b>	<b>0</b>

Philadelphia	ab	r	h	bi
Bishop 2b	4	1	2	0
Haas cf	3	0	1	0
Cochrane c	3	0	0	0
Simmons lf	4	0	2	1
Foxx 1b	3	1	1	1
Miller rf	4	1	1	0
Dykes 3b	4	0	2	1
Williams ss	4	0	1	0
Earnshaw p	3	0	0	0
<b>Totals</b>	<b>32</b>	<b>3</b>	<b>10</b>	<b>3</b>

St. Louis	000	000	000	0	2	1
Philadelphia	100	002	00x	3	10	0

**E** – Bottomley. **DP** – St. Louis 1. **LOB** – St. Louis 3, Philadelphia 8. **2B** – Martin, Simmons, Miller. **HR** – Foxx (1). **SH** – Haas. **SB** – Frisch (1), Martin (4).

St. Louis	ip	h	r	er	bb	so
Johnson (L)	5.2	9	3	3	1	2
Lindsey	1.1	1	0	0	1	2
Derringer	1.0	0	0	0	0	1
Philadelphia	ip	h	r	er	bb	so
Earnshaw (W)	9.0	2	0	0	1	8

**T** – 1:58. **A** – 32,295

**Umpires** – McGowan, Klem, Nallin, Stark.

**Game 5 – October 7**  
St. Louis 5, Philadelphia 1

St. Louis	ab	r	h	bi
Adams 3b	1	0	1	0
High pr-3b	4	1	0	0
Watkins rf	3	1	0	0
Frisch 2b	4	1	2	0
Martin cf	4	1	3	4
Hafey lf	4	0	1	0
Bottomley 1b	4	1	2	0
Wilson c	4	0	2	0
Gelbert ss	4	0	1	1
Hallahan p	4	0	0	0
<b>Totals</b>	<b>36</b>	<b>5</b>	<b>12</b>	<b>5</b>

Philadelphia	ab	r	h	bi
Bishop 2b	2	0	0	0
McNair ph-2b	2	0	0	0
Haas cf	2	0	0	0
Moore ph-lf	2	0	1	0
Cochrane c	4	0	1	0
Simmons lf	4	1	3	0
Foxx 1b	3	0	2	0
Miller rf	4	0	0	1
Dykes 3b	4	0	1	0
Williams ss	4	0	1	0
Hoyt p	2	0	0	0
Walberg p	0	0	0	0
Heving ph	1	0	0	0
Rommel p	0	0	0	0
Boley ph	1	0	0	0
<b>Totals</b>	<b>35</b>	<b>1</b>	<b>9</b>	<b>1</b>

St. Louis	100	002	011	5	12	0
Philadelphia	000	000	100	1	9	0

**DP** – St. Louis 1, Philadelphia 1. **LOB** – St. Louis 5, Philadelphia 8. **2B** – Frisch, Simmons. **HR** – Martin (1). **SB** – Watkins (1). **CS** – Martin, Wilson.

St. Louis	ip	h	r	er	bb	so
Hallahan (W)	9.0	9	1	1	1	4
Philadelphia	ip	h	r	er	bb	so
Hoyt (L)	6.0	7	3	3	0	1
Walberg	2.0	2	1	1	1	2
Rommel	1.0	3	1	1	0	0

**T** – 1:56. **A** – 32,295

**Umpires** – Klem, Nallin, Stark, McGowan.

**Game 6 – October 9**  
Philadelphia 8, St. Louis 1

Philadelphia	ab	r	h	bi
Bishop 2b	4	2	1	0
Haas cf	2	0	0	1
Cochrane c	5	0	1	1
Simmons lf	4	1	1	2
Foxx 1b	5	2	2	0
Miller rf	3	1	1	0
Dykes 3b	3	1	0	1
Williams ss	4	1	2	1
Grove p	4	0	0	0
<b>Totals</b>	<b>34</b>	<b>8</b>	<b>8</b>	<b>6</b>

St. Louis	ab	r	h	bi
Flowers 3b	4	1	1	0
Roettger rf	4	0	1	0
Frisch 2b	4	0	1	1
Martin cf	3	0	0	0
Hafey lf	4	0	1	0
Bottomley 1b	4	0	0	0
Wilson c	3	0	0	0
Mancuso c	0	0	0	0
Gelbert ss	3	0	1	0
Derringer p	0	0	0	0
Johnson p	0	0	0	0
Blades ph	1	0	0	0
Lindsey p	0	0	0	0
Collins ph	1	0	0	0
Rhem p	0	0	0	0
<b>Totals</b>	<b>31</b>	<b>1</b>	<b>5</b>	<b>1</b>

Philadelphia	000	040	400	8	8	1
St. Louis	000	001	000	1	5	2

**E** – Cochrane, Flowers, Hafey. **DP** – Philadelphia 1, St. Louis 1. **LOB** – Philadelphia 8, St. Louis 5. **2B** – Williams, Flowers. **SH** – Haas, Miller, Derringer.

Philadelphia	ip	h	r	er	bb	so
Grove (W)	9.0	5	1	1	1	7
St. Louis	ip	h	r	er	bb	so
Derringer (L)	4.2	3	4	0	4	4
Johnson	1.1	1	0	0	0	2
Lindsey	2.0	3	4	2	2	0
Rhem	1.0	1	0	0	0	1

**WP** – Derringer. **HBP** – by Lindsey (Miller).

**T** – 1:57. **A** – 39,401

**Umpires** – Nallin, Stark, McGowan, Klem.

**Game 7 – October 10**  
**St. Louis 4, Philadelphia 2**

Philadelphia	ab	r	h	bi
Bishop 2b	4	0	0	0
Haas cf	3	0	0	0
Cochrane c	4	0	0	0
Simmons lf	3	0	1	0
Foxx 1b	4	0	0	0
Miller rf	4	1	3	0
Dykes 3b	3	1	0	0
Williams ss	4	0	2	0
Earnshaw p	2	0	0	0
Tody ph	0	0	0	0
Walberg p	0	0	0	0
Cramer ph	1	0	1	2
<b>Totals</b>	<b>32</b>	<b>2</b>	<b>7</b>	<b>2</b>

St. Louis	ab	r	h	bi
High 3b	4	2	3	0
Watkins rf	3	2	2	2
Frisch 2b	3	0	0	0
Martin cf	3	0	0	0
Orsatti lf	3	0	0	0
Bottomley 1b	3	0	0	0
Wilson c	2	0	0	0
Gelbert ss	3	0	0	0
Grimes p	3	0	0	0
Hallahan p	0	0	0	0
<b>Totals</b>	<b>27</b>	<b>4</b>	<b>5</b>	<b>2</b>

Philadelphia	000	000	002	2	7	1
St. Louis	202	000	00x	4	5	0

**E** – Foxx. **DP** – Philadelphia 1, St. Louis 1.  
**LOB** – Philadelphia 8, St. Louis 3. **HR** – Watkins (1). **SH** – Frisch. **SB** – Martin (5).

Philadelphia	ip	h	r	er	bb	so
Earnshaw (L)	7.0	4	4	3	2	7
Walberg	1.0	1	0	0	1	2
St. Louis	ip	h	r	er	bb	so
Grimes (W)	8.2	7	2	2	5	6
Hallahan	0.1	0	0	0	0	0

**WP** – Earnshaw.

**T** – 1:57. **A** – 20,805

**Umpires** – Stark, McGowan, Klem, Nallin.

# 1971 ALCS

In their first trip to the ALCS, the Oakland A's ran into the defending World Champion Baltimore Orioles, losing in three straight games. Touted A's pitchers Vida Blue and Jim "Catfish" Hunter ran into problems during the series, leading to the A's downfall. Offensively, the A's got solid performances out of third baseman Sal Bando and right fielder Reggie Jackson, who hit .364 and .333 respectively.

In Game 1, Vida Blue took a 3-1 lead into the bottom of the seventh before allowing a RBI single to Mark Belanger, a RBI double by Curt Motton and a two-run double by Paul Blair. ALCS MVP Mike Cuellar tossed a complete game six-hitter to defeat the A's in Game 2. Jim Hunter also went the distance for the A's, allowing seven hits, including four home runs. In Game 3, Reggie Jackson homered twice and Sal Bando once but that was the A's only scoring as Jim Palmer tossed a complete game seven-hitter.

## FINAL STATISTICS

PLAYER	AVG	G	AB	R	H	TB	2B	3B	HR	RBI	SH	SF	HP	BB	IBB	SO	SB	CS	DP	E	SLG	OBP
Bando	.364	3	11	3	4	9	2	0	1	1	0	0	0	1	0	0	0	0	1	0	.818	.417
Blefary	.000	1	1	0	0	0	0	0	0	0	0	0	0	0	0	1	0	0	0	0	.000	.000
Blue	.000	1	3	0	0	0	0	0	0	0	0	0	0	0	0	3	0	0	0	0	.000	.000
Campaneris	.167	3	12	0	2	3	1	0	0	0	0	0	0	0	0	1	0	1	0	0	.250	.167
Davis	.375	3	8	1	3	4	1	0	0	0	1	0	0	0	0	0	0	1	0	0	.500	.375
Duncan	.500	2	6	0	3	4	1	0	2	0	0	0	0	0	0	0	1	0	0	0	.667	.500
Epstein	.200	2	5	0	1	1	0	0	0	0	0	0	0	0	0	3	0	0	0	0	.200	.200
Green	.286	3	7	0	2	2	0	0	0	0	1	0	0	1	0	1	0	0	1	0	.286	.375
Hegan	.000	1	1	0	0	0	0	0	0	0	0	0	0	0	0	1	0	0	0	0	.000	.000
Hunter	.000	1	3	0	0	0	0	0	0	0	0	0	0	0	0	1	0	0	0	0	.000	.000
Jackson	.333	3	12	2	4	11	1	0	2	2	0	0	0	0	0	1	0	0	0	0	.917	.333
Mangual	.167	3	12	1	2	5	1	1	0	2	0	0	0	0	0	1	0	0	1	0	.417	.167
Monday	.000	1	3	0	0	0	0	0	0	0	0	0	0	1	0	2	0	0	0	0	.000	.250
Rudi	.143	2	7	0	1	2	1	0	0	0	0	0	0	1	0	0	0	0	0	0	.286	.250
Segui	.000	1	2	0	0	0	0	0	0	0	0	0	0	0	0	0	0	0	0	0	.000	.000
Tenace	.000	1	3	0	0	0	0	0	0	0	0	0	0	1	0	1	0	0	0	0	.000	.250
<b>Totals</b>	<b>.229</b>	<b>3</b>	<b>96</b>	<b>7</b>	<b>22</b>	<b>41</b>	<b>8</b>	<b>1</b>	<b>3</b>	<b>7</b>	<b>2</b>	<b>0</b>	<b>0</b>	<b>5</b>	<b>0</b>	<b>16</b>	<b>0</b>	<b>3</b>	<b>3</b>	<b>0</b>	<b>.427</b>	<b>.267</b>

PITCHER	W	L	ERA	G	GS	CG	GF	SHO	SV	IP	H	R	ER	HR	HB	BB	IBB	SO	WP	BK	AVG
Blue	0	1	6.43	1	1	0	0	0	0	7.0	7	5	5	0	0	2	0	8	0	0	.259
Fingers	0	0	7.71	2	0	0	1	0	0	2.1	2	2	2	0	0	1	0	2	0	0	.250
Grant	0	0	0.00	1	0	0	1	0	0	2.0	3	0	0	0	0	0	0	2	0	0	.333
Hunter	0	1	5.63	1	1	1	0	0	0	8.0	7	5	5	4	0	2	0	6	0	0	.233
Knowles	0	0	0.00	1	0	0	0	0	0	0.1	1	0	0	0	0	0	0	0	1	0	.500
Locker	0	0	0.00	1	0	0	0	0	0	0.2	0	0	0	0	0	2	0	0	0	0	.000
Segui	0	1	5.79	1	1	0	0	0	0	4.2	6	3	3	0	0	6	2	4	0	0	.333
<b>Totals</b>	<b>0</b>	<b>3</b>	<b>5.40</b>	<b>3</b>	<b>3</b>	<b>1</b>	<b>2</b>	<b>0</b>	<b>0</b>	<b>25.0</b>	<b>26</b>	<b>15</b>	<b>15</b>	<b>4</b>	<b>0</b>	<b>13</b>	<b>2</b>	<b>22</b>	<b>1</b>	<b>0</b>	<b>.274</b>

**Game 1 — October 3**  
Baltimore 5, Oakland 3

Oakland	ab	r	h	bi
Campaneris ss	4	0	1	0
Rudi lf	4	0	1	0
Jackson cf	4	0	0	0
Davis 1b	4	1	1	0
Bando 3b	4	1	2	0
Mangual cf	4	1	2	2
Duncan c	3	0	2	1
Epstein ph	1	0	0	0
Green 2b	1	0	0	0
Blue p	3	0	0	0
Fingers p	0	0	0	0
<b>Totals</b>	<b>32</b>	<b>3</b>	<b>9</b>	<b>3</b>

Baltimore	ab	r	h	bi
Blair cf	4	0	1	2
Johnson 2b	4	1	1	0
Rettenmund lf	4	0	1	1
F. Robinson rf	3	1	0	0
Powell 1b	4	0	1	0
B. Robinson 3b	3	1	1	0
Etchebarren c	3	0	0	0
Belanger ss	2	1	1	1
McNally p	2	0	0	0
Motton ph	1	0	1	1
Palmer pr	0	1	0	0
Watt p	0	0	0	0
<b>Totals</b>	<b>30</b>	<b>5</b>	<b>7</b>	<b>5</b>

Oakland	020	100	000	3	9	0
Baltimore	000	100	40x	5	7	1

E — Johnson. **DP** — Oakland 1, Baltimore 2.  
**LOB** — Oakland 4, Baltimore 3. **2B** — Rudi, Bando, Duncan, Mangual, Johnson, Rettenmund, Motton, Blair, Campaneris. **3B** — Mangual. **S** — Green.

Oakland	ip	h	r	er	bb	so
Blue (L)	7.0	7	5	5	2	8
Fingers	1.0	0	0	0	0	1
Baltimore	ip	h	r	er	bb	so
McNally (W)	7.0	7	3	3	1	5
Watt (S)	2.0	2	0	0	0	1

T — 2:23. A — 42,621

**Umpires** — Soar, Napp, DiMuro, O'Donnell, Luciano, Kunkel.

**Game 2 — October 4**  
Baltimore 5, Oakland 1

Oakland	ab	r	h	bi
Campaneris ss	4	0	1	0
Rudi lf	3	0	0	0
Jackson rf	4	0	1	0
Davis 1b	3	0	1	0
Bando 3b	4	1	1	0
Mangual cf	4	0	0	0
Duncan c	3	0	1	1
Green 2b	3	0	1	0
Hunter p	3	0	0	0
<b>Totals</b>	<b>31</b>	<b>1</b>	<b>6</b>	<b>1</b>

Baltimore	ab	r	h	bi
Buford lf	3	0	0	0
Blair cf	0	0	0	0
Johnson 2b	3	1	0	0
Powell 1b	4	2	2	3
F. Robinson rf	4	0	0	0
Rettenmund cf-lf	4	0	1	0
B. Robinson 3b	3	1	1	1
Hendricks c	3	1	2	1
Belanger ss	3	0	0	0
Cuellar p	3	0	1	0
<b>Totals</b>	<b>30</b>	<b>5</b>	<b>7</b>	<b>5</b>

Oakland	000	100	000	1	6	0
Baltimore	011	000	12x	5	7	0

**LOB** — Oakland 5, Baltimore 3. **2B** — Davis, Bando, Jackson. **HR** — B. Robinson, Powell 2, Hendricks. **S** — Davis.

Oakland	ip	h	r	er	bb	so
Hunter (L)	8.0	7	5	5	2	6
Baltimore	ip	h	r	er	bb	so
Cuellar (W)	9.0	6	1	1	1	1

T — 2:04. A — 35,003

**Umpires** — Napp, O'Donnell, Luciano, DiMuro, Kunkel, Soar.

**Game 3 — October 5**  
Baltimore 5, Oakland 3

Baltimore	ab	r	h	bi
Buford lf	4	1	3	0
Rettenmund pr-lf	0	0	0	0
Blair cf	5	1	2	0
Powell 1b	2	2	0	0
F. Robinson rf	5	1	1	1
Hendricks c	1	0	0	1
Etchebarren ph-c	2	0	0	0
B. Robinson 3b	5	0	2	2
Johnson 2b	3	0	2	0
Belanger ss	3	0	1	0
Palmer p	5	0	1	0
<b>Totals</b>	<b>35</b>	<b>5</b>	<b>12</b>	<b>4</b>

Oakland	ab	r	h	bi
Campaneris ss	4	0	0	0
Monday cf	3	0	0	0
Jackson rf	4	2	3	2
Epstein 1b	4	0	1	0
Bando 3b	3	1	1	1
Mangual lf	4	0	0	0
Tenace c	3	0	0	0
Green 2b	3	0	1	0
Hegan ph	1	0	0	0
Segui p	2	0	0	0
Fingers p	0	0	0	0
Knowles p	0	0	0	0
Locker p	0	0	0	0
Davis ph	1	0	1	0
Grant p	0	0	0	0
Blefary ph	1	0	0	0
<b>Totals</b>	<b>33</b>	<b>3</b>	<b>7</b>	<b>3</b>

Baltimore	100	020	200	5	12	0
Oakland	001	001	010	3	7	0

**DP** — Baltimore 1, Oakland 3. **LOB** — Baltimore 13, Oakland 6. **2B** — Johnson, F. Robinson, B. Robinson. **3B** — Buford. **HR** — Jackson 2, Bando. **SF** — Hendricks.

Baltimore	ip	h	r	er	bb	so
Palmer (W)	9.0	7	3	3	3	8
Oakland	ip	h	r	er	bb	so
Segui (L)	4.2	6	3	3	6	4
Fingers	1.1	2	2	2	1	1
Knowles	0.1	1	0	0	0	0
Locker	0.2	0	0	0	2	0
Grant	2.0	3	0	0	0	0

2  
Fingers pitched to 2 batters in the 7th.

**WP** — Palmer, Knowles.

T — 2:49. A — 33,176

**Umpires** — DiMuro, Luciano, Soar, Kunkel, O'Donnell, Napp.



# 1972 ALCS

Forty-one years after the Philadelphia Athletics won the American League Pennant, the Oakland A's recorded the organization's next pennant with a hard fought three games to two triumph over Detroit. It was the first time in the four-year history of the ALCS that the playoffs had gone more than three games. The A's used superb pitching, scoring just a total of 13 runs in the five games, but allowing only 10. The series also saw a near brawl between Tigers manager Billy Martin and A's shortstop Campy Campaneris, who threw his bat at Tiger hurler Lerrin LaGrow after being hit by a pitch.

In Game 1, the Tigers scored a run in the top of the 11th inning on an Al Kaline home run to take a 2-1 lead but Gonzalo Marquez tied the game in the bottom of the inning on a pinch-hit RBI single. A Kaline throwing error on the play allowed Gene Tenace to score the winning run. ALCS MVP Blue Moon Odom tossed a three-hit shutout in a 5-0 A's win in Game 2. Campaneris had three hits, two runs and two steals but was suspended for the remainder of the playoffs by American League President Joe Cronin after the bat throwing incident. Joe Coleman blanked the A's 3-0 on seven hits in Game 3 and the Tigers won 4-3 in 10 innings in Game 4. The A's scored two runs in the top of the 10th for a 3-1 lead but the Tigers scored three times in the bottom of the 10th, including the game-winning single by Jim Northrup. In Game 5, Vida Blue pitched four innings of shutout relief to pick up the save for Odom. Gene Tenace's two-out RBI single in the fourth inning scored George Hendrick with the winning run.

## FINAL STATISTICS

PLAYER	AVG	G	AB	R	H	TB	2B	3B	HR	RBI	SH	SF	HP	BB	IBB	SO	SB	CS	DP	E	SLG	OBP
Alou	.381	5	21	2	8	12	4	0	0	2	1	0	1	0	0	2	1	1	1	0	.571	.409
Bando	.200	5	20	0	4	4	0	0	0	2	0	0	0	0	0	3	0	0	0	0	.200	.200
Blue	.000	4	1	0	0	0	0	0	0	0	0	0	0	0	0	0	0	0	0	0	.000	.000
Campaneris	.429	2	7	3	3	3	0	0	0	0	0	0	1	1	0	2	0	0	0	0	.429	.556
Cullen	.000	2	1	0	0	0	0	0	0	0	0	0	0	0	0	0	0	0	0	0	.000	.000
Duncan	.000	2	2	0	0	0	0	0	0	0	0	0	0	1	0	1	0	0	0	0	.000	.333
Epstein	.188	5	16	1	3	6	0	0	1	1	0	0	1	4	0	5	1	0	0	0	.375	.381
Fingers	.000	3	1	0	0	0	0	0	0	0	0	0	0	0	0	0	0	0	0	0	.000	.000
Green	.125	5	8	0	1	2	1	0	0	0	0	0	0	0	0	0	0	0	1	0	.250	.125
Hegan	.000	3	1	1	0	0	0	0	0	0	0	0	0	0	0	0	0	0	0	0	.000	.000
Hendrick	.143	5	7	2	1	1	0	0	0	0	0	0	0	0	0	1	0	0	0	0	.143	.143
Holtzman	.000	1	1	0	0	0	0	0	0	0	0	0	0	0	0	1	0	0	0	0	.000	.000
Hunter	.167	2	6	0	1	1	0	0	0	0	0	0	0	0	0	2	0	0	0	0	.167	.167
Jackson	.278	5	18	1	5	6	1	0	0	2	0	0	0	1	0	6	2	0	0	1	.333	.316
Kubiak	.500	4	4	0	2	2	0	0	0	1	0	0	0	0	0	0	0	0	0	0	1.500	.500
Mangual	.000	3	3	0	0	0	0	0	0	0	0	0	0	0	0	1	0	0	0	0	.000	.000
Marquez	.667	3	3	1	2	2	0	0	0	1	0	0	0	0	0	0	0	0	0	0	.667	.667
Maxvill	.125	5	8	0	1	1	0	0	0	0	0	0	1	0	0	2	1	0	0	0	.125	.222
Mincher	.000	1	1	0	0	0	0	0	0	0	0	0	0	0	0	1	0	0	0	0	.000	.000
Odom	.250	3	4	0	1	2	1	0	0	1	0	0	0	0	0	1	0	0	0	0	.500	.250
Rudi	.250	5	20	1	5	6	1	0	0	2	0	1	0	1	0	4	0	0	0	0	.300	.273
Tenace	.059	5	17	1	1	1	0	0	0	1	0	0	0	3	0	5	0	1	0	1	.059	.200
<b>Totals</b>	<b>.224</b>	<b>5</b>	<b>170</b>	<b>13</b>	<b>38</b>	<b>49</b>	<b>8</b>	<b>0</b>	<b>1</b>	<b>10</b>	<b>4</b>	<b>1</b>	<b>3</b>	<b>12</b>	<b>0</b>	<b>35</b>	<b>7</b>	<b>2</b>	<b>2</b>	<b>3</b>	<b>.288</b>	<b>.285</b>

PITCHER	W	L	ERA	G	GS	CG	GF	SHO	SV	IP	H	R	ER	HR	HB	BB	IBB	SO	WP	BK	AVG
Blue	0	0	0.00	4	0	0	1	0	1	5.1	4	0	0	0	0	1	1	5	0	0	.200
Fingers	1	0	1.69	3	0	0	1	0	0	5.1	4	1	1	1	0	1	0	3	0	0	.250
Hamilton	0	0	0.00	1	0	0	1	0	0	0.0	1	0	0	0	0	1	0	0	0	0	1.000
Holtzman	0	1	4.50	1	1	0	0	0	0	4.0	4	2	2	0	0	2	0	2	0	0	.267
Horlen	0	1	INF	1	0	0	0	0	0	0.0	0	1	1	0	0	1	0	0	1	0	.000
Hunter	0	0	1.17	2	2	0	0	0	0	15.1	10	2	2	2	0	5	1	9	0	0	.185
Locker	0	0	13.50	2	0	0	1	0	0	2.0	4	3	3	1	0	0	0	1	0	0	.444
Odom	2	0	0.00	2	2	1	0	1	0	14.0	5	1	0	0	0	2	0	5	1	0	.109
<b>Totals</b>	<b>3</b>	<b>2</b>	<b>1.76</b>	<b>5</b>	<b>5</b>	<b>1</b>	<b>4</b>	<b>1</b>	<b>1</b>	<b>46.0</b>	<b>32</b>	<b>10</b>	<b>9</b>	<b>4</b>	<b>0</b>	<b>13</b>	<b>2</b>	<b>25</b>	<b>2</b>	<b>0</b>	<b>.198</b>

**Game 1 — October 7**  
Oakland 3, Detroit 2 (11)

**Game 2 — October 8**  
Oakland 5, Detroit 0

**Game 3 — October 10**  
Detroit 3, Oakland 0

Detroit	ab	r	h	bi
McAuliffe 2b	5	0	0	0
Kaline rf	5	1	1	1
Sims c	5	0	2	0
Cash 1b	3	1	1	1
Horton lf	3	0	0	0
G. Brown ph	1	0	0	0
Stanley cf	1	0	0	0
Northrup cf-lf	3	0	1	0
Rodriguez 3b	4	0	0	0
Brinkman ss	4	0	1	0
Lolich p	4	0	0	0
Seelbach p	0	0	0	0
<b>Totals</b>	<b>38</b>	<b>2</b>	<b>6</b>	<b>2</b>

Oakland	ab	r	h	bi
Campaneris ss	4	1	0	0
Alou rf	5	0	1	0
Rudi lf	4	0	0	1
Jackson cf	5	0	2	0
Bando 3b	4	0	2	0
Odom pr	0	0	0	0
Epstein 1b	3	0	2	0
Hegan pr	0	1	0	0
Tenace c	5	1	0	0
Green 2b	0	0	0	0
Mangual ph	1	0	0	0
Kubiak 2b	2	0	1	0
Hendrick ph	1	0	0	0
Maxvill 2b	0	0	0	0
Marquez ph	1	0	1	1
Hunter p	3	0	1	0
Blue p	0	0	0	0
Fingers p	1	0	0	0
<b>Totals</b>	<b>39</b>	<b>3</b>	<b>10</b>	<b>2</b>

Detroit	ab	r	h	bi
McAuliffe 2b	4	0	0	0
Kaline rf	4	0	1	0
Sims c	3	0	0	0
Cash 1b	3	0	1	0
Horton lf	3	0	0	0
Northrup cf	3	0	1	0
Taylor 2b	3	0	0	0
Rodriguez 3b	3	0	0	0
Fryman p	1	0	0	0
Zachary p	0	0	0	0
Scherman p	0	0	0	0
Haller ph	1	0	0	0
LaGrow p	0	0	0	0
Hiller p	0	0	0	0
G. Brown ph	1	0	0	0
<b>Totals</b>	<b>29</b>	<b>0</b>	<b>3</b>	<b>0</b>

Oakland	ab	r	h	bi
Campaneris ss	3	2	3	0
Maxvill pr-ss	0	0	0	0
Alou rf	4	1	1	1
Rudi lf	3	1	2	1
Jackson cf	4	0	1	2
Bando 3b	4	0	0	0
Epstein 1b	3	0	0	0
Hegan 1b	0	0	0	0
Tenace c	3	0	0	0
Green 2b	1	0	0	0
Hendrick ph	1	1	1	0
Kubiak 2b	1	0	0	0
Odom p	2	0	0	0
<b>Totals</b>	<b>29</b>	<b>5</b>	<b>8</b>	<b>4</b>

Detroit	000	000	000	0	3	1
Oakland	100	040	00x	5	8	0

Oakland	ab	r	h	bi
Alou rf	5	0	3	0
Maxvill ss	2	0	0	0
Duncan ph-c	1	0	0	0
Rudi lf	4	0	3	0
Jackson cf	4	0	0	0
Epstein 1b	4	0	0	0
Bando 3b	4	0	1	0
Tenace c-2b	2	0	0	0
Green 2b	1	0	0	0
Mincher ph	1	0	0	0
Kubiak 2b	0	0	0	0
Marquez ph	1	0	0	0
Cullen ss	1	0	0	0
Holtzman p	1	0	0	0
Mangual ph	1	0	0	0
Fingers p	0	0	0	0
Blue p	0	0	0	0
Hegan ph	1	0	0	0
Locker p	0	0	0	0
Hendrick ph	1	0	0	0
<b>Totals</b>	<b>34</b>	<b>0</b>	<b>7</b>	<b>0</b>

Detroit	ab	r	h	bi
Taylor 2b	4	0	0	0
Rodriguez 3b	4	0	0	0
Kaline rf	3	1	2	0
Freehan c	3	2	2	1
Horton lf	2	0	0	0
Northrup lf	1	0	0	0
Stanley cf	3	0	1	0
I. Brown 1b	2	0	1	2
Cash ph-1b	1	0	0	0
McAuliffe ss	3	0	1	0
Coleman p	2	0	1	0
<b>Totals</b>	<b>28</b>	<b>3</b>	<b>8</b>	<b>3</b>

One out when winning run scored.

Detroit	010	000	000	01	2	6	2
Oakland	001	000	000	02	3	10	1

E – McAuliffe, Kubiak, Kaline. DP – Detroit 1, Oakland 1. LOB – Detroit 6, Oakland 10. 2B – Brinkman, Sims. 3B – Sims. HR – Cash, Kaline. S – Bando, Cash. SF – Rudi.

Detroit	ip	h	r	er	bb	so
Lolich (L)	10.0	9	3	2	3	4
Seelbach	0.1	1	0	0	0	0
<b>Oakland</b>	<b>ip</b>	<b>h</b>	<b>r</b>	<b>er</b>	<b>bb</b>	<b>so</b>
Hunter	8.0	4	1	1	2	4
Blue	0.0	0	0	0	0	0
Fingers (W)	3.0	2	1	1	0	1

Hunter pitched to 1 batter in the 9th. Blue pitched to 1 batter in the 9th. Lolich pitched to 2 batters in the 11th. T – 3:09. A – 29,536  
Umpires – Flaherty, Chylak, Rice, Denkinger, Barnett, Frantz.

E – McAuliffe. DP – Detroit 1. LOB – Detroit 2, Oakland 4. 2B – Rudi, Jackson. SB – Campaneris 2. S – Odom.

Detroit	ip	h	r	er	bb	so
Fryman (L)	4.1	7	4	4	1	5
Zachary	0.0	0	1	1	1	0
Scherman	0.2	1	0	0	0	1
LaGrow	1.0	0	0	0	0	1
Hiller	2.0	0	0	0	0	1
<b>Oakland</b>	<b>ip</b>	<b>h</b>	<b>r</b>	<b>er</b>	<b>bb</b>	<b>so</b>
Odom (W)	9.0	3	0	0	0	2

Zachary pitched to 1 batter in the 5th. LaGrow pitched to 1 batter in the 7th. HBP – by LaGrow (Campaneris). WP – Zachary 2.  
T – 2:37. A – 31,088  
Umpires – Chylak, Rice, Frantz, Barnett, Denkinger, Flaherty.

Oakland	000	000	000	0	7	0
Detroit	000	200	01x	3	8	1

E – McAuliffe. DP – Oakland 3, Detroit 1. LOB – Oakland 10, Detroit 5. 2B – Alou 2, Freehan. HR – Freehan. SB – Alou, Maxvill. S – Freehan.

Oakland	ip	h	r	er	bb	so
Holtzman (L)	4.0	4	2	3	2	2
Fingers	1.2	2	0	0	1	1
Blue	0.1	0	0	0	0	0
Locker	2.0	2	1	1	0	1
<b>Detroit</b>	<b>ip</b>	<b>h</b>	<b>r</b>	<b>er</b>	<b>bb</b>	<b>so</b>
Coleman (W)	9.0	7	0	0	3	14

T – 2:27. A – 41,156  
Umpires – Rice, Denkinger, Chylak, Frantz, Flaherty and Barnett.

**Game 4 — October 11**  
**Detroit 4, Oakland 3 (10)**

**Game 5 — October 12**  
**Oakland 2, Detroit 1**

Oakland	ab	r	h	bi
Alou rf	5	1	2	1
Maxvill ss	2	0	1	0
Hendrick ph	1	0	0	0
Cullen ss	0	0	0	0
Mangual ph	1	0	0	0
Kubiak ss	1	0	1	1
Rudi lf	5	0	0	0
Jackson cf	5	0	2	0
Bando 3b	5	0	0	0
Epstein 1b	3	1	1	1
Tenace c-2b	4	0	0	0
Green 2b	2	0	1	0
Duncan ph-c	1	0	0	0
Hunter p	3	0	0	0
Fingers p	0	0	0	0
Blue p	0	0	0	0
Marquez ph	1	1	1	0
Locker p	0	0	0	0
Horlen p	0	0	0	0
Hamilton p	0	0	0	0
<b>Totals</b>	<b>39</b>	<b>3</b>	<b>9</b>	<b>3</b>

Detroit	ab	r	h	bi
McAuliffe ss	4	2	2	1
Kaline rf	3	1	1	0
Sims lf	3	0	1	0
Stanley cf	1	0	1	0
G. Brown ph	0	1	0	0
Freehan c	5	0	1	1
Cash 1b	4	0	1	1
Northrup cf-1f	5	0	1	1
Taylor 2b	4	0	2	0
Rodriguez 3b	2	0	0	0
Lolich p	3	0	0	0
Horton ph	1	0	0	0
Seelbach p	0	0	0	0
Hiller p	0	0	0	0
<b>Totals</b>	<b>35</b>	<b>4</b>	<b>10</b>	<b>4</b>

None out when winning run scored.  
 Oakland 000 000 100 2 3 9 2  
 Detroit 001 000 000 3 410 1

E – Jackson, Rodriguez, Tenace. **DP** – Oakland 1. **LOB** – Oakland 8, Detroit 11. **2B** – Sims, Green, Taylor 2, Alou 2. **HR** – McAuliffe, Epstein. **S** – Kaline.

Oakland	ip	h	r	er	bb	so
Hunter	7.1	6	1	1	3	5
Fingers	0.2	0	0	0	0	1
Blue	1.0	1	0	0	1	2
Locker	0.0	2	2	2	0	0
Horlen (L)	0.0	0	1	1	1	0
Hamilton	0.0	1	0	0	1	0
<b>Detroit</b>	<b>ip</b>	<b>h</b>	<b>r</b>	<b>er</b>	<b>bb</b>	<b>so</b>
Lolich	9.0	5	1	1	2	6
Seelbach	0.2	3	2	2	0	0
Hiller (W)	0.1	1	0	0	0	0

Locker pitched to two batters in the 10th.  
 Horlen pitched to two batters in the 10th.  
 Hamilton pitched to two batters in the 10th.

**WP** – Horlen  
**T** – 3:04. **A** – 37,615  
**Umpires** – Denkinger, Chylak, Rice, Flaherty, Barnett and Frantz.

Oakland	ab	r	h	bi
Alou rf	2	0	1	0
Maxvill ss	4	0	0	0
Rudi lf	4	0	0	0
Jackson cf	0	1	0	0
Hendrick cf	3	1	0	0
Bando 3b	3	0	1	0
Epstein 1b	3	0	0	0
Tenace c	3	0	1	1
Green 2b	4	0	0	0
Odom p	2	0	1	0
Blue p	1	0	0	0
<b>Totals</b>	<b>29</b>	<b>2</b>	<b>4</b>	<b>1</b>

Detroit	ab	r	h	bi
McAuliffe ss	4	1	1	0
Kaline rf	4	0	0	0
Sims lf	3	0	0	0
Freehan c	4	0	0	1
Cash 1b	4	0	1	0
Niekro ph	0	0	0	0
Northrup cf	2	0	2	0
Stanley ph	1	0	0	0
Taylor 2b	4	0	0	0
Rodriguez 3b	3	0	0	0
Fryman p	2	0	0	0
Horton ph	1	0	1	0
Knox pr	0	0	0	0
Hiller p	0	0	0	0
<b>Totals</b>	<b>32</b>	<b>1</b>	<b>5</b>	<b>1</b>

Oakland	010	100	000	2	4	0
Detroit	100	000	000	1	5	2

E – McAuliffe, Sims. **DP** – Detroit 1. **LOB** – Oakland 6, Detroit 6. **2B** – Odom. **SB** – Jackson 2, Epstein. **S** – Bando, Alou.

Oakland	ip	h	r	er	bb	so
Odom (W)	5.0	2	1	0	2	3
Blue (S)	4.0	3	0	0	0	3
<b>Detroit</b>	<b>ip</b>	<b>h</b>	<b>r</b>	<b>er</b>	<b>bb</b>	<b>so</b>
Fryman (L)	8.0	4	2	1	1	3
Hiller	1.0	0	0	0	1	0

**HBP** – by Fryman (Epstein, Alou). **WP** – Odom. **BK** – Fryman. **PB** – Tenace.  
**T** – 2:48. **A** – 50,276  
**Umpires** – Chylak, Rice, Barnett, Flaherty, Frantz and Denkinger.

# 1972 WORLD SERIES

The A's win their first World Championship in Oakland, the first for the Athletics franchise since 1930, defeating Cincinnati, four games to three. Six of the seven games are decided by one run and Gene Tenace picks up the offensive slack for Reggie Jackson who misses the entire series after pulling a hamstring in the ALCS. Tenace hits .348 with four home runs and nine RBI in the seven games to earn World Series MVP honors.

Tenace homers in his first two at bats of the series, hitting a two-run homer in the second and a solo shot in the fifth to lead the A's to a 3-2 win in Game 1. Catfish Hunter tossed 8 2/3 innings of six-hit, one-run baseball in Game 2 before yielding to Rollie Fingers who got the final out in the A's 2-1 win. Joe Rudi homered and made a spectacular catch off the bat of Denis Menke in the ninth. After a rainout in Oakland, the Reds won Game 3, 1-0 on a combined three-hitter by Jack Billingham and Clay Carroll. In Game 4, the A's trailed 2-1 entering the bottom of the ninth before scoring twice on pinch hit RBI singles by Don Mincher and Angel Mangual to take a 3-1 lead in the series. The Reds scored once in the eighth and once in the ninth off Rollie Fingers to win Game 5, 5-4 and then won 8-1 in Game 6 to even the series at three games each. In Game 7, the score was tied at one after five innings when Tenace delivered a RBI double to give the A's the lead. Sal Bando followed with a RBI double and Rollie Fingers pitched two scoreless innings for the save.

## FINAL STATISTICS

PLAYER	AVG	G	AB	R	H	TB	2B	3B	HR	RBI	SH	SF	HP	BB	IBB	SO	SB	CS	DP	E	SLG	OBP
Alou	.042	7	24	0	1	1	0	0	0	0	1	0	0	3	1	0	1	0	0	1	.042	.148
Bando	.269	7	26	2	7	8	1	0	0	1	0	0	0	2	1	5	0	0	1	1	.308	.321
Blue	.000	4	1	0	0	0	0	0	0	0	0	0	0	2	0	1	0	0	0	0	.000	.667
Campaneris	.179	7	28	1	5	5	0	0	0	0	2	0	0	1	0	4	0	1	0	1	.179	.207
Duncan	.200	3	5	0	1	1	0	0	0	0	0	0	0	1	0	3	0	0	0	0	.200	.333
Epstein	.000	6	16	1	0	0	0	0	0	0	0	0	0	5	1	3	0	0	0	2	.000	.238
Fingers	.000	6	1	0	0	0	0	0	0	0	1	0	0	0	0	0	0	0	0	0	.000	.000
Green	.333	7	18	0	6	8	2	0	0	1	0	0	0	0	0	4	0	0	0	0	.444	.333
Hegan	.200	6	5	0	1	1	0	0	0	0	0	0	0	0	0	2	0	0	0	0	.200	.200
Hendrick	.133	5	15	3	2	2	0	0	0	0	1	0	0	1	0	2	0	0	1	0	.133	.188
Holtzman	.000	3	5	0	0	0	0	0	0	0	0	0	0	0	0	0	0	0	0	1	.000	.000
Hunter	.200	3	5	0	1	1	0	0	0	1	0	0	0	2	0	1	0	0	0	1	.200	.429
Kubiak	.333	4	3	0	1	1	0	0	0	0	0	0	0	0	0	0	0	0	0	0	.333	.333
Lewis	—	6	0	2	0	0	0	0	0	0	0	0	0	0	0	0	0	2	0	0	—	—
Mangual	.300	4	10	1	3	3	0	0	0	1	1	0	0	0	0	0	0	0	0	1	.300	.300
Marquez	.600	5	5	0	3	3	0	0	0	1	0	0	0	0	0	0	0	0	0	0	.600	.600
Mincher	1.000	3	1	0	1	1	0	0	0	1	0	0	0	0	0	0	0	0	0	0	1.000	1.000
Odom	.000	4	4	0	0	0	0	0	0	0	0	0	0	0	0	3	0	0	0	0	.000	.000
Rudi	.240	7	25	1	6	9	0	0	1	1	0	0	1	2	1	5	0	0	0	0	.360	.321
Tenace	.348	7	23	5	8	21	1	0	4	9	0	0	0	2	1	4	0	0	0	1	.913	.400
<b>Totals</b>	<b>.209</b>	<b>7</b>	<b>220</b>	<b>16</b>	<b>46</b>	<b>65</b>	<b>4</b>	<b>0</b>	<b>5</b>	<b>16</b>	<b>6</b>	<b>0</b>	<b>1</b>	<b>21</b>	<b>5</b>	<b>37</b>	<b>1</b>	<b>3</b>	<b>2</b>	<b>9</b>	<b>.295</b>	<b>.281</b>

PITCHER	W	L	ERA	G	GS	CG	GF	SHO	SV	IP	H	R	ER	HR	HB	BB	IBB	SO	WP	BK	AVG
Blue	0	1	4.15	4	1	0	1	0	1	8.2	8	4	4	1	0	5	1	5	1	0	.258
Fingers	1	1	1.74	6	0	0	4	0	2	10.1	4	2	2	0	1	4	2	11	1	0	.125
Hamilton	0	0	27.00	2	0	0	1	0	0	1.1	3	4	4	0	0	1	1	1	0	0	.500
Holtzman	1	0	2.13	3	2	0	0	0	0	12.2	11	3	3	0	0	3	1	4	0	0	.234
Horlen	0	0	6.75	1	0	0	1	0	0	1.1	2	1	1	0	0	2	1	1	1	0	.333
Hunter	2	0	2.81	3	2	0	0	0	0	16.0	12	5	5	2	0	6	2	11	1	0	.203
Locker	0	0	0.00	1	0	0	0	0	0	0.1	1	0	0	0	0	0	0	0	0	0	.500
Odom	0	1	1.59	2	2	0	0	0	0	11.1	5	2	2	0	0	6	0	13	0	0	.135
<b>Totals</b>	<b>4</b>	<b>3</b>	<b>3.05</b>	<b>7</b>	<b>7</b>	<b>0</b>	<b>7</b>	<b>0</b>	<b>3</b>	<b>62.0</b>	<b>46</b>	<b>21</b>	<b>21</b>	<b>3</b>	<b>1</b>	<b>27</b>	<b>8</b>	<b>46</b>	<b>4</b>	<b>0</b>	<b>.209</b>

**Game 1 — October 14**  
Oakland 3, Cincinnati 2

**Game 2 — October 15**  
Oakland 2, Cincinnati 1

**Game 3 — October 18**  
Cincinnati 1, Oakland 0

Oakland	ab	r	h	bi
Campaneris ss	3	0	2	0
Rudi lf	4	0	0	0
Alou rf	3	0	0	0
Epstein 1b	3	0	0	0
Lewis pr	0	0	0	0
Hegan 1b	0	0	0	0
Bando 3b	4	0	0	0
Hendrick cf	2	1	0	0
Tenace c	3	2	2	3
Green 2b	2	0	0	0
Marquez ph	1	0	0	0
Kubiak 2b	0	0	0	0
Holtzman p	2	0	0	0
Fingers p	0	0	0	0
Blue p	0	0	0	0
<b>Totals</b>	<b>27</b>	<b>3</b>	<b>4</b>	<b>3</b>

Cincinnati	ab	r	h	bi
Rice lf	4	0	0	0
Morgan 2b	3	0	0	0
Tolan cf	4	0	1	0
Bench c	3	2	2	0
Perez 1b	4	0	2	0
Menke 3b	3	0	0	1
Geronimo rf	3	0	0	0
McRae ph	1	0	1	0
Foster pr	0	0	0	0
Concepcion ss	2	0	1	1
Nolan p	2	0	0	0
Borbon p	0	0	0	0
Uhlaender ph	1	0	0	0
Carroll p	0	0	0	0
Javier ph	1	0	0	0
<b>Totals</b>	<b>31</b>	<b>2</b>	<b>7</b>	<b>2</b>

Oakland	020	010	000	3	4	0
Cincinnati	010	100	000	2	7	0

**DP** – Cincinnati 1. **LOB** – Oakland 2, Cincinnati 8. **2B** – Bench. **HR** – Tenace 2. **CS** – Campaneris, Lewis, Tolan, Concepcion. **S** – Campaneris, Concepcion.

Oakland	ip	h	r	er	bb	so
Holtzman (W)	5.0	5	2	2	3	3
Fingers	1.2	1	0	0	1	3
Blue (S)	2.1	1	0	0	1	1
<b>Cincinnati</b>	<b>ip</b>	<b>h</b>	<b>r</b>	<b>er</b>	<b>bb</b>	<b>so</b>
Nolan (L)	6.0	4	3	3	2	0
Borbon	1.0	0	0	0	0	0
Carroll	2.0	0	0	0	2	1

Holtzman pitched to one batter in the 6th.  
**WP** – Blue. **T** – 2:18. **A** – 52,918  
**Umpires** – Pelekoudas, Honochick, Steiner, Umont, Engel, Haller.

Oakland	ab	r	h	bi
Campaneris ss	5	0	1	0
Alou rf	4	0	1	0
Rudi lf	3	1	2	1
Epstein 1b	2	0	0	0
Lewis pr	0	0	0	0
Hegan 1b	1	0	0	0
Bando 3b	4	0	1	0
Hendrick cf	4	1	1	0
Tenace c	4	0	0	0
Green 2b	4	0	2	0
Hunter p	3	0	1	1
Fingers p	0	0	0	0
<b>Totals</b>	<b>34</b>	<b>2</b>	<b>9</b>	<b>2</b>

Cincinnati	ab	r	h	bi
Rose lf	4	0	1	0
Morgan 2b	4	0	0	0
Tolan cf	4	0	0	0
Bench c	3	0	1	0
Perez 1b	3	1	2	0
Menke 3b	4	0	0	0
Geronimo rf	4	0	0	0
Chaney ss	2	0	0	0
McRae ph	1	0	1	1
Concepcion pr	0	0	0	0
Grimsley p	1	0	0	0
Uhlaender ph	1	0	1	0
Borbon p	0	0	0	0
Hague ph	1	0	0	0
Hall p	0	0	0	0
Javier ph	1	0	0	0
<b>Totals</b>	<b>33</b>	<b>1</b>	<b>6</b>	<b>1</b>

Oakland	011	000	000	2	9	2
Cincinnati	000	000	001	1	6	0

**E** – Epstein, Hunter. **DP** – Oakland 1, Cincinnati 1. **LOB** – Oakland 8, Cincinnati 8. **2B** – Uhlaender. **HR** – Rudi. **SB** – Morgan, Alou. **CS** – Lewis.

Oakland	ip	h	r	er	bb	so
Hunter (W)	8.2	6	1	1	3	6
Fingers (S)	0.1	0	0	0	0	0
<b>Cincinnati</b>	<b>ip</b>	<b>h</b>	<b>r</b>	<b>er</b>	<b>bb</b>	<b>so</b>
Grimsley (L)	5.0	6	2	2	0	1
Borbon	2.0	0	0	0	1	4
Hall	2.0	3	0	0	2	2

**T** – 2:26. **A** – 53,224  
**Umpires** – Honochick, Steiner, Umont, Engel, Haller and Pelekoudas.

Cincinnati	ab	r	h	bi
Rose lf	3	0	0	0
Morgan 2b	3	0	0	0
Tolan cf	4	0	1	0
Bench c	4	0	0	0
Perez 1b	3	1	1	0
Menke 3b	2	0	1	0
Geronimo rf	4	0	1	1
Chaney ss	4	0	0	0
Billingham p	4	0	0	0
Carroll p	0	0	0	0
<b>Totals</b>	<b>31</b>	<b>1</b>	<b>4</b>	<b>1</b>

Oakland	ab	r	h	bi
Campaneris ss	3	0	0	0
Alou rf	3	0	0	0
Rudi lf	4	0	1	0
Epstein 1b	2	0	0	0
Bando 3b	4	0	0	0
Hendrick cf	4	0	0	0
Tenace c	3	0	0	0
Green 2b	2	0	1	0
Marquez ph	1	0	1	0
Lewis pr	0	0	0	0
Kubiak 2b	0	0	0	0
Odum p	2	0	0	0
Hegan ph	1	0	0	0
Blue p	0	0	0	0
Fingers p	0	0	0	0
<b>Totals</b>	<b>29</b>	<b>0</b>	<b>3</b>	<b>0</b>

Cincinnati	000	000	100	1	4	2
Oakland	000	000	000	0	3	2

**E** – Morgan, Bench, Epstein, Tenace. **DP** – Cincinnati 1. **LOB** – Cincinnati 8, Oakland 6. **SB** – Rose, Geronimo, Tolan. **S** – Alou, Menke.

Cincinnati	ip	h	r	er	bb	so
Billingham (W)	8.0	3	0	0	3	7
Carroll (S)	1.0	0	0	0	0	0
<b>Oakland</b>	<b>ip</b>	<b>h</b>	<b>r</b>	<b>er</b>	<b>bb</b>	<b>so</b>
Odum (L)	7.0	3	1	1	2	11
Blue	0.1	1	0	0	1	0
Fingers	1.2	0	0	0	1	3

**T** – 2:46. **A** – 49,410  
**Umpires** – Steiner, Umont, Engel, Haller, Pelekoudas and Honochick.

**Game 4 — October 19**  
Oakland 3, Cincinnati 2

Cincinnati	ab	r	h	bi
Rose lf	4	0	0	0
Morgan 2b	3	1	0	0
Tolan cf	4	0	1	2
Bench c	4	0	2	0
Perez 1b	4	0	2	0
McRae rf	4	0	1	0
Geronimo rf	0	0	0	0
Menke 3b	4	0	0	0
Concepcion ss	3	1	1	0
Gullett p	2	0	0	0
Javier ph	0	0	0	0
Borbon p	0	0	0	0
Carroll p	0	0	0	0
<b>Totals</b>	<b>32</b>	<b>2</b>	<b>7</b>	<b>2</b>

Oakland	ab	r	h	bi
Campaneris ss	4	0	0	0
Alou rf	3	0	0	0
Rudi lf	4	0	2	0
Bando 3b	3	0	2	0
Epstein 1b	3	0	0	0
Hegan 1b	1	0	0	0
Hendrick cf	3	0	0	0
Marquez ph	1	0	1	0
Lewis pr	0	1	0	0
Tenace c	4	2	2	1
Green 2b	3	0	1	0
Mincher ph	1	0	1	1
Odum pr	0	0	0	0
Holtzman p	3	0	0	0
Blue p	0	0	0	0
Fingers p	0	0	0	0
Mangual ph	1	0	1	1
<b>Totals</b>	<b>34</b>	<b>3</b>	<b>10</b>	<b>3</b>

Cincinnati	000	000	020	2	7	1
Oakland	000	010	002	3	10	1

**E** – Perez, Holtzman. **DP** – Cincinnati 1, Oakland 1. **LOB** – Cincinnati 5, Oakland 8. **2B** – Green, Tolan. **HR** – Tenace. **SB** – Bench. **CS** – Perez. **S** – Javier.

Cincinnati	ip	h	r	er	bb	so
Gullett	7.0	5	1	1	1	2
Borbon	1.1	2	1	1	0	0
Carroll (L)	0.0	3	1	1	0	0
Oakland	ip	h	r	er	bb	so
Holtzman	7.2	5	1	1	0	1
Blue	0.1	2	1	1	1	0
Fingers (W)	1.0	0	0	0	0	1

Blue pitched to one batter in the 9th. Carroll pitched to three batters in the 9th. **T** – 2:06. **A** – 49,410  
**Umpires** – Umont, Engel, Haller, Pelekoudas, Honochick and Steiner.

**Game 5 — October 20**  
Cincinnati 5, Oakland 4

Cincinnati	ab	r	h	bi
Rose lf	5	1	3	2
Morgan 2b	3	2	0	0
Tolan cf	4	0	2	2
Bench c	4	0	0	0
Perez 1b	4	0	1	0
Menke 3b	3	1	1	1
Geronimo rf	4	1	1	0
Chaney ss	1	0	0	0
Hague ph	1	0	0	0
Carroll p	0	0	0	0
Grimsley p	0	0	0	0
Billingham p	0	0	0	0
McGlothlin p	1	0	0	0
Borbon p	0	0	0	0
Uhlaender ph	1	0	0	0
Hall p	0	0	0	0
Concepcion ph-ss	2	0	0	0
<b>Totals</b>	<b>33</b>	<b>5</b>	<b>8</b>	<b>5</b>

Oakland	ab	r	h	bi
Campaneris ss	5	0	0	0
Alou rf	4	0	0	0
Rudi lf	3	0	0	0
Epstein 1b	2	1	0	0
Hegan 1b	1	0	1	0
Bando 3b	3	1	1	0
Hendrick cf	2	1	1	0
Mangual ph-cf	1	0	0	0
Tenace c	2	1	1	3
Odum pr	0	0	0	0
Green 2b	1	0	0	0
Marquez ph	1	0	1	1
Lewis pr	0	0	0	0
Kubiak 2b	2	0	1	0
Hunter p	2	0	0	0
Fingers p	0	0	0	0
Hamilton p	0	0	0	0
Duncan ph	1	0	1	0
<b>Totals</b>	<b>30</b>	<b>4</b>	<b>7</b>	<b>4</b>

Cincinnati	100	110	011	5	8	0
Oakland	030	100	000	4	7	2

**E** – Alou, Bando. **DP** – Cincinnati 1, Oakland 1. **LOB** – Cincinnati 6, Oakland 6. **2B** – Perez. **HR** – Rose, Tenace, Menke. **SB** – Tolan 2, Morgan. **S** – Menke, Hendrick, Fingers, Grimsley.

Cincinnati	ip	h	r	er	bb	so
McGlothlin	3.0	2	4	4	2	3
Borbon	1.0	1	0	0	1	0
Hall	2.0	0	0	0	0	1
Carroll	1.2	3	0	0	0	1
Grimsley (W)	0.2	0	0	0	1	0
Billingham (S)	0.2	1	0	0	0	0
Oakland	ip	h	r	er	bb	so
Hunter	4.2	5	3	3	2	2
Fingers (L)	3.2	3	2	2	1	4
Hamilton	0.2	0	0	0	0	0

McGlothlin pitched to two batters in the 4th.  
**WP** – Fingers. **HBP** – Rudi (by McGlothlin)  
**T** – 2:26. **A** – 49,410  
**Umpires** – Engel, Haller, Pelekoudas, Honochick and Steiner and Umont.

**Game 6 — October 21**  
Cincinnati 8, Oakland 1

Oakland	ab	r	h	bi
Campaneris ss	4	0	0	0
Alou rf	4	0	0	0
Rudi lf	4	0	1	0
Epstein 1b	4	0	0	0
Bando 3b	4	1	2	0
Mangual cf	4	0	2	0
Tenace c	4	0	1	0
Green 2b	2	0	1	1
Marquez ph	1	0	0	0
Kubiak 2b	1	0	0	0
Blue p	1	0	0	0
Locker p	0	0	0	0
Duncan ph	1	0	0	0
Hamilton p	0	0	0	0
Horlen p	0	0	0	0
<b>Totals</b>	<b>34</b>	<b>1</b>	<b>7</b>	<b>1</b>

Cincinnati	ab	r	h	bi
Rose lf	3	1	0	0
Morgan 2b	5	1	2	1
Tolan cf	4	2	2	2
Bench c	2	2	1	1
Perez 1b	3	0	1	1
McRae ph	3	1	1	0
Geronimo rf	1	0	1	2
Menke 3b	4	0	0	0
Concepcion ss	3	1	2	1
Nolan p	1	0	0	0
Grimsley p	1	0	0	0
Borbon p	0	0	0	0
Hall p	2	0	0	0
<b>Totals</b>	<b>32</b>	<b>8</b>	<b>10</b>	<b>8</b>

Oakland	000	010	000	1	7	1
Cincinnati	000	111	50x	8	10	0

**E** – Mangual. **LOB** – Oakland 7, Cincinnati 6. **2B** – Morgan, Green, McRae. **3B** – Concepcion. **HR** – Bench. **SB** – Tolan, Concepcion 2. **CS** – Rose. **SF** – Concepcion.

Oakland	ip	h	r	er	bb	so
Blue (L)	5.2	4	3	3	2	4
Locker	0.1	1	0	0	0	0
Hamilton	0.2	3	4	4	1	1
Horlen	1.1	2	1	1	2	1
Cincinnati	ip	h	r	er	bb	so
Nolan	4.2	3	1	1	0	3
Grimsley (W)	1.0	1	0	0	1	0
Blue	1.0	1	0	0	0	0
Hall (S)	2.1	2	0	0	0	1

**WP** – Horlen.  
**T** – 2:21. **A** – 52,737  
**Umpires** – Haller, Pelekoudas, Honochick, Steiner, Umont and Engel.

**Game 7 — October 22**

Oakland 3, Cincinnati 2

Oakland	ab	r	h	bi
Campaneris ss	4	1	2	0
Mangual cf	4	1	0	0
Rudi lf	3	0	0	0
Tenace 1b	3	0	2	2
Lewis pr	0	1	0	0
Hegan 1b	1	0	0	0
Bando 3b	4	0	1	1
Alou rf	3	0	0	0
Duncan c	3	0	0	0
Green 2b	4	0	1	0
Odom p	2	0	0	0
Hunter p	0	0	0	0
Holtzman p	0	0	0	0
Fingers p	1	0	0	0
<b>Totals</b>	<b>32</b>	<b>3</b>	<b>6</b>	<b>3</b>

Cincinnati	ab	r	h	bi
Rose lf	5	1	2	0
Morgan 2b	3	0	1	0
Tolan cf	2	0	0	0
Foster rf	0	0	0	0
Hague ph-rf	1	0	0	0
Bench c	3	0	0	0
Perez 1b	2	1	1	1
Menke 3b	4	0	0	0
Geronimo rf-cf	3	0	0	0
Concepcion ss	3	0	0	0
Billingham p	1	0	0	0
McRae ph	0	0	0	1
Borbon p	0	0	0	0
Carroll p	0	0	0	0
Grimsley p	0	0	0	0
Uhlaender ph	1	0	0	0
Hall p	0	0	0	0
Chaney ph	0	0	0	0
<b>Totals</b>	<b>28</b>	<b>2</b>	<b>4</b>	<b>2</b>

Oakland	100	002	000	3	6	1
Cincinnati	000	010	010	2	4	2

E – Campaneris, Tolan, Concepcion. **DP** – Oakland 1. **LOB** – Oakland 8, Cincinnati 8. **2B** – Perez, Tenace, Bando, Morgan. **SB** – Bench. **S** – Mangual, Campaneris. **CS** – Duncan, Morgan. **SF** – McRae, Perez.

Oakland	ip	h	r	er	bb	so
Odom	4.1	2	1	1	4	2
Hunter (W)	2.2	1	1	1	1	3
Holtzman	0.0	1	0	0	0	0
Fingers (S)	2.0	0	0	0	1	0
Cincinnati	ip	h	r	er	bb	so
Billingham	5.0	2	1	0	1	4
Borbon (L)	0.2	3	2	2	0	0
Carroll	1.0	0	0	0	2	1
Grimsley	0.1	0	0	0	1	1
Hall	2.0	1	0	0	0	3

Hunter pitched to one batter in the 8th.  
Holtzman pitched to one batter in the 8th.  
**WP** – Hunter. **HPB** – by Fingers (Chaney).  
**T** – 2:50. **A** – 56,040

**Umpires** – Pelekoudas, Honochick, Steiner, Umont, Engel and Haller.

# 1973 ALCS

The A's win their second consecutive American League Pennant, defeating Baltimore three games to two. It was the second consecutive year that the ALCS had gone the maximum five games after having been decided in three games each year previously. In a rematch of the 1971 ALCS, it was pitching again that was the key, this time for the A's. Five of the six A's pitchers had ERAs under 2.00 for the series.

Jim Palmer tossed a five-hit shutout to defeat the A's 6-0 in Game 1 but the A's evened the series with a 6-3 win in Game 2. Sal Bando homered twice off Dave McNally and Campy Campaneris and Joe Rudi also homered for the A's. The A's won Game 3, 2-1 in 11 innings as both Ken Holtzman and Mike Cuellar went the distance. Holtzman allowed just three hits and Cuellar had allowed just three before Campaneris homered to lead off the bottom of the 11th. The A's appeared to have the series locked up in Game 4 as they had a 4-0 lead after six innings. Baltimore then scored four times off Vida Blue in the seventh and once off losing pitcher Rollie Fingers in the eighth for a 5-4 win. ALCS MVP Catfish Hunter then tossed a five-hit shutout in Game 5 as the A's won 3-0 to clinch the series.

## FINAL STATISTICS

PLAYER	AVG	G	AB	R	H	TB	2B	3B	HR	RBI	SH	SF	HP	BB	IBB	SO	SB	CS	DP	E	SLG	OBP
Alou	.333	4	6	0	2	2	0	0	0	1	0	0	0	0	0	1	0	0	0	0	.333	.333
Andrews	.000	2	1	0	0	0	0	0	0	0	1	0	0	0	0	0	0	0	0	0	.000	.000
Bando	.167	5	18	2	3	9	0	0	2	3	0	0	1	3	0	6	0	0	0	0	.500	.318
Bourque	.000	2	1	0	0	0	0	0	0	0	0	0	0	2	1	1	0	0	0	0	.000	.667
Campaneris	.333	5	21	3	7	14	1	0	2	3	0	0	0	2	0	2	3	0	0	2	.667	.391
Conigliaro	.000	1	4	0	0	0	0	0	0	0	0	0	0	0	0	2	0	0	0	0	.000	.000
Davalillo	.625	4	8	2	5	8	1	1	0	1	0	0	0	1	1	0	0	0	1	1	1.000	.667
Fosse	.091	5	11	2	1	2	1	0	0	3	1	1	0	2	0	2	0	0	0	0	.182	.214
Green	.077	5	13	0	1	2	1	0	0	1	1	0	0	0	0	4	0	0	0	1	.154	.077
Jackson	.143	5	21	0	3	3	0	0	0	0	0	0	0	0	0	6	0	1	0	0	.143	.143
Johnson	.100	4	10	0	1	1	0	0	0	0	0	0	0	2	0	6	0	0	0	0	.100	.250
Kubiak	.000	3	2	0	0	0	0	0	0	0	0	0	0	0	0	1	0	0	1	0	.000	.000
Lewis	—	2	0	1	0	0	0	0	0	0	0	0	0	0	0	0	0	0	0	0	—	—
Mangual	.111	3	9	1	1	1	0	0	0	0	0	0	0	0	0	3	0	0	0	0	.111	.111
Rudi	.222	5	18	1	4	7	0	0	1	3	1	0	0	3	1	1	0	0	0	0	.389	.333
Tenace	.235	5	17	3	4	5	1	0	0	0	0	0	1	2	0	4	0	0	0	0	.294	.350
<b>Totals</b>	<b>.200</b>	<b>5</b>	<b>160</b>	<b>15</b>	<b>32</b>	<b>54</b>	<b>5</b>	<b>1</b>	<b>5</b>	<b>15</b>	<b>4</b>	<b>1</b>	<b>2</b>	<b>17</b>	<b>3</b>	<b>39</b>	<b>3</b>	<b>1</b>	<b>2</b>	<b>4</b>	<b>.338</b>	<b>.283</b>

PITCHER	W	L	ERA	G	GS	CG	GF	SHO	SV	IP	H	R	ER	HR	HB	BB	IBB	SO	WP	BK	AVG
Blue	0	1	10.29	2	2	0	0	0	0	7.0	8	8	8	1	0	5	0	3	1	0	.286
Fingers	0	1	1.93	3	0	0	3	0	1	4.2	4	1	1	1	0	2	0	4	0	0	.250
Holtzman	1	0	0.82	1	1	1	0	0	11.0	3	1	1	1	0	1	0	7	0	0	0	.081
Hunter	2	0	1.65	2	2	1	0	1	0	16.1	12	3	3	0	1	5	1	6	0	0	.200
Odom	0	0	1.80	1	0	0	0	0	0	5.0	6	2	1	0	0	2	0	4	0	0	.286
Pina	0	0	0.00	1	0	0	0	0	0	2.0	3	0	0	0	1	1	0	1	0	0	.333
<b>Totals</b>	<b>3</b>	<b>2</b>	<b>2.74</b>	<b>5</b>	<b>5</b>	<b>2</b>	<b>3</b>	<b>1</b>	<b>1</b>	<b>46.0</b>	<b>36</b>	<b>15</b>	<b>14</b>	<b>3</b>	<b>2</b>	<b>16</b>	<b>1</b>	<b>25</b>	<b>1</b>	<b>0</b>	<b>.211</b>



**Game 1 — October 6**  
Baltimore 6, Oakland 0

**Game 2 — October 7**  
Oakland 6, Baltimore 3

**Game 3 — October 9**  
Oakland 2, Baltimore 1 (11)

Oakland	ab	r	h	bi
Campaneris ss	3	0	1	0
Rudi lf	2	0	0	0
Bando 3b	3	0	0	0
Jackson rf	4	0	1	0
Johnson dh	2	0	0	0
Borque dh	1	0	0	0
Tenace 1b-c	4	0	1	0
Mangual cf	4	0	0	0
Fosse c	2	0	0	0
Davalillo ph-1b	2	0	2	0
Green 2b	2	0	0	0
Alou ph	1	0	0	0
Kubiak 2b	1	0	0	0
Blue p	0	0	0	0
Pina p	0	0	0	0
Odum p	0	0	0	0
Fingers p	0	0	0	0
<b>Totals</b>	<b>31</b>	<b>0</b>	<b>5</b>	<b>0</b>

Baltimore	ab	r	h	bi
Rettenmund rf	4	1	1	0
Grich 2b	5	0	0	0
Blair cf	4	2	1	0
Davis dh	5	1	3	1
Baylor lf	3	2	2	1
Robinson 3b	5	0	0	0
Williams 1b	4	0	2	2
Etchebarren c	3	0	2	1
Belanger ss	3	0	1	1
Palmer p	0	0	0	0
<b>Totals</b>	<b>36</b>	<b>6</b>	<b>12</b>	<b>6</b>

Oakland	000	000	000	0	5	1
Baltimore	400	000	11x	6	12	0

**E** – Campaneris. **DP** – Oakland 1, Baltimore 1. **LOB** – Oakland 9, Baltimore 12. **2B** – Davis, Williams, Davalillo. **SB** – Campaneris.

Oakland	ip	h	r	er	bb	so
Blue (L)	0.2	3	4	4	2	2
Pina	2.0	3	0	0	1	1
Odum	5.0	6	2	1	2	4
Fingers	0.1	0	0	0	0	0
Baltimore	ip	h	r	er	bb	so
Palmer (W)	9.0	5	0	0	5	12

**HBP** – by Pina (Etchebarren). **WP** – Blue. **T** – 2:51. **A** – 41,279  
**Umpires** – Chylak, Haller, Maloney, Odum, Anthony and McCoy.

Oakland	ab	r	h	bi
Campaneris ss	5	2	3	2
Rudi lf	4	1	2	1
Bando 3b	4	2	2	3
Jackson rf	5	0	0	0
Tenace 1b	3	0	0	0
Johnson dh	4	0	1	0
Mangual cf	4	1	1	0
Fosse c	3	0	0	0
Green 2b	4	0	0	0
Hunter p	0	0	0	0
Fingers p	0	0	0	0
<b>Totals</b>	<b>36</b>	<b>6</b>	<b>9</b>	<b>6</b>

Baltimore	ab	r	h	bi
Bumby lf	4	1	0	0
Coggins rf-cf	5	1	2	0
Davis dh	5	0	2	1
Powell 1b	4	1	0	0
Williams c	4	0	2	1
Blair cf	3	0	0	0
Crowley ph-rf	1	0	0	0
Robinson 3b	3	0	1	1
Hood pr	0	0	0	0
Baker ss	0	0	0	0
Grich 2b	2	0	0	0
Belanger ss	3	0	1	0
Baylor ph	1	0	0	0
Brown 3b	0	0	0	0
McNally p	0	0	0	0
Reynolds p	0	0	0	0
G. Jackson p	0	0	0	0
<b>Totals</b>	<b>35</b>	<b>3</b>	<b>8</b>	<b>3</b>

Oakland	100	002	021	6	9	0
Baltimore	100	001	010	3	8	0

**LOB** – Oakland 7, Baltimore 9. **2B** – Williams. **HR** – Campaneris, Rudi, Bando 2. **SB** – Campaneris 2. **S** – Fosse.

Oakland	ip	h	r	er	bb	so
Hunter (W)	7.1	7	3	3	3	5
Fingers (S)	1.2	1	0	0	1	1
Baltimore	ip	h	r	er	bb	so
McNally (L)	7.2	7	5	5	2	7
Reynolds	1.0	2	1	1	1	2
G. Jackson	0.1	0	0	0	0	0

**WP** – McNally. **PB** – Williams. **T** – 2:42. **A** – 48,425  
**Umpires** – Haller, Chylak, Maloney, Odum, Anthony and McCoy.

Baltimore	ab	r	h	bi
Rettenmund rf	5	0	0	0
Grich 2b	5	0	1	0
Blair cf	4	0	1	0
Davis dh	3	0	0	0
Baylor lf	4	0	0	0
Robinson 3b	4	0	0	0
Williams 1b	4	1	1	1
Etchebarren c	4	0	0	0
Bellanger ss	4	0	0	0
Cuellar p	0	0	0	0
<b>Totals</b>	<b>37</b>	<b>1</b>	<b>3</b>	<b>1</b>

Oakland	ab	r	h	bi
Campaneris ss	5	1	1	1
Rudi lf	4	0	1	1
Bando 3b	4	0	0	0
Jackson rf	4	0	0	0
Tenace 1b-c	4	0	1	0
Johnson dh	2	0	0	0
Conigliaro cf	4	0	0	0
Fosse c	1	0	0	0
Alou ph	1	0	1	0
Lewis pr	0	1	0	0
Davalillo 1b	1	0	0	0
Green 2b	2	0	0	0
Andrews ph	0	0	0	0
Kubiak 2b	1	0	0	0
Holtzman p	0	0	0	0
<b>Totals</b>	<b>33</b>	<b>2</b>	<b>4</b>	<b>2</b>

Baltimore	010	000	000	00	1	3	0
Oakland	000	000	010	01	2	4	3

None out when winning run scored.  
**E** – Green 2, Davalillo. **DP** – Oakland 1. **LOB** – Baltimore 4, Oakland 5. **HR** – Williams, Campaneris. **S** – Andrews.

Baltimore	ip	h	r	er	bb	so
Cuellar (L)	10.0	4	2	2	3	11
Oakland	ip	h	r	er	bb	so
Holtzman (W)	11.0	3	1	1	1	7

Cuellar pitched to one batter in the 11th. **T** – 2:23. **A** – 34,367  
**Umpires** – Maloney, Haller, Anthony, Chylak, McCoy and Odum.

**Game 4 — October 10**  
**Baltimore 5, Oakland 4**

**Game 5 — October 11**  
**Oakland 3, Baltimore 0**

Baltimore	ab	r	h	bi	Baltimore	ab	r	h	bi
Rettenmund rf	2	0	0	0	Bumbry lf	3	0	0	0
Grich 2b	4	1	1	1	Coggins rf	4	0	2	0
Blair cf	4	0	1	0	Davis dh	4	0	0	0
Davis dh	4	0	1	0	Williams 1b	3	0	0	0
Williams 1b	3	1	0	0	Blair cf	3	0	0	0
Baylor lf	3	1	1	0	Robinson 3b	4	0	2	0
Robinson 3b	4	1	2	1	Grich 2b	4	0	0	0
Etchebarren c	4	1	2	3	Etchebarren c	3	0	1	0
Belanger ss	4	0	0	0	Belanger ss	2	0	0	0
Palmer p	0	0	0	0	Crowley ph	1	0	0	0
Reynolds p	0	0	0	0	Baker ss	0	0	0	0
Watt p	0	0	0	0	Alexander p	0	0	0	0
G. Jackson p	0	0	0	0	Palmer p	0	0	0	0
<b>Totals</b>	<b>32</b>	<b>5</b>	<b>8</b>	<b>5</b>	<b>Totals</b>	<b>31</b>	<b>0</b>	<b>5</b>	<b>0</b>

Oakland	ab	r	h	bi	Oakland	ab	r	h	bi
Campaneris ss	4	0	1	0	Campaneris ss	4	0	1	0
Rudi lf	4	0	0	0	Rudi lf	4	0	1	1
Bando 3b	3	0	0	0	Bando 3b	4	0	1	0
Jackson rf	4	0	1	0	Jackson cf	4	0	1	0
Tenace 1b-c	3	2	1	0	Tenace 1b	3	1	1	0
Davalillo cf	3	1	2	0	Davalillo cf	2	1	1	1
Mangual ph-cf	1	0	0	0	Alou dh	3	0	1	1
Johnson dh	2	0	0	0	Fosse c	3	1	0	0
Borque dh	0	0	0	0	Green 2b	2	0	0	0
Andrews dh-1b	1	0	0	0	Hunter p	0	0	0	0
Fosse c	2	1	1	3	<b>Totals</b>	<b>29</b>	<b>3</b>	<b>7</b>	<b>3</b>
Lewis pr	0	0	0	0					
Kubiak 2b	0	0	0	0	Baltimore	000	000	000	0 5 2
Green 2b	3	0	1	1	Oakland	001	200	00x	3 7 0
Alou ph	1	0	0	0					
Fingers p	0	0	0	0					
Blue p	0	0	0	0					
<b>Totals</b>	<b>31</b>	<b>4</b>	<b>7</b>	<b>4</b>					

Baltimore	000	000	000	0	5	2
Oakland	001	200	00x	3	7	0

E — Robinson, Bumbry. DP — Baltimore  
 1. LOB — Baltimore 7, Oakland 5. 2B —  
 Etchebarren, Coggins, Campaneris, Robin-  
 son. 3B — Davalillo. SB — Bumbry. S — Green.

Baltimore	ip	h	r	er	bb	so
Palmer	1.1	4	3	3	2	2
Reynolds	4.2	3	1	1	2	3
Watt	0.1	0	0	0	0	0
G. Jackson (W)	2.2	0	0	0	1	0
Oakland	ip	h	r	er	bb	so
Blue	6.1	5	4	4	3	1
Fingers (L)	2.2	3	1	1	1	3

HBP — by Hunter (Blair), by Alexander (Te-  
 nace).  
 T — 2:11. A — 24,265  
**Umpires** — Haller, Chylak, Maloney, Odom,  
 Anthony and McCoy.

HBP — by Watt (Bando).  
 T — 2:31. A — 27,497  
**Umpires** — Chylak, Haller, Maloney, Odom,  
 Anthony and McCoy.

# 1973 WORLD SERIES

The A's win their second consecutive World Championship, winning Games 6 and 7 to defeat the New York Mets, four games to three. Reggie Jackson was named MVP of the series after hitting .310 with a home run and six RBI and Ken Holtzman was the winning pitcher in two of the A's four victories. The series also featured the "firing" of Mike Andrews by A's owner Charlie Finley after his two 12th-inning errors in Game 2 helped the Mets to a 10-7 win. Andrews did make another appearance in the series, grounding out as a pinch hitter in Game 4.

Holtzman picks up the win in the A's 2-1 victory in Game 1. The A's collect just three hits off Mets starter Jon Matlack but all come in the third inning as Holtzman doubles and scores on an error and Joe Rudi has a RBI single. The Mets score four runs off Rollie Fingers in the 12th inning of Game 2 to defeat the A's 10-7, but only one run was earned as Andrews committed two errors. Game 3 went 11 innings but the A's won 3-2 on a RBI single by Campy Campaneris in the top of the 11th. The A's lost Game 4, 6-1 as Rusty Staub was a perfect 4-for-4 to even the series at two games apiece. Jerry Koosman and Tug McGraw then combined to three-hit the A's in a 2-0 win in Game 5 but the A's came back to win the final two games in Oakland. In Game 6, Reggie Jackson doubled twice, singled and drove in two runs in the A's 3-1 victory. The A's had gone the entire series without a home run before Campaneris hit a two-run home run in the third inning in Game 2. Jackson added a two-run homer later in the inning and Darold Knowles retired Wayne Garrett with runners on first and third in the ninth to save the A's 5-2 win.

## FINAL STATISTICS

PLAYER	AVG	G	AB	R	H	TB	2B	3B	HR	RBI	SH	SF	HP	BB	IBB	SO	SB	CS	DP	E	SLG	OBP
Alou	.158	7	19	0	3	4	1	0	0	3	0	1	0	0	0	0	0	0	0	0	.211	.150
Andrews	.000	2	3	0	0	0	0	0	0	0	0	0	0	1	0	1	0	0	0	2	.000	.250
Bando	.231	7	26	5	6	9	1	1	0	1	1	0	0	4	1	7	0	0	0	1	.346	.333
Blue	.000	2	4	0	0	0	0	0	0	0	0	0	0	0	0	4	0	0	0	0	.000	.000
Bourque	.500	2	2	0	1	1	0	0	0	0	0	0	0	0	0	0	0	0	0	0	.500	.500
Campaneris	.290	7	31	6	9	14	0	1	1	3	0	0	2	1	0	7	3	0	0	1	.452	.353
Conigliaro	.000	3	3	0	0	0	0	0	0	0	0	0	0	0	0	1	0	0	0	0	.000	.000
Davallillo	.091	6	11	0	1	1	0	0	0	0	0	0	0	2	0	1	0	0	0	0	.091	.231
Fingers	.333	6	3	0	1	1	0	0	0	0	0	0	0	0	0	1	0	0	0	0	.333	.333
Fosse	.158	7	19	0	3	4	1	0	0	0	0	0	0	1	1	4	0	0	0	0	.211	.200
Green	.063	7	16	0	1	1	0	0	0	0	0	0	0	1	0	6	0	1	0	1	.063	.118
Holtzman	.667	3	3	2	2	4	2	0	0	0	0	0	0	0	0	0	0	0	0	0	1.333	.667
Hunter	.000	2	5	0	0	0	0	0	0	0	0	0	0	0	0	3	0	0	0	1	.000	.000
Jackson	.310	7	29	3	9	17	3	1	1	6	0	0	0	2	0	7	0	0	1	0	.586	.355
Johnson	.300	6	10	0	3	4	1	0	0	0	0	0	0	1	0	4	0	0	0	0	.400	.364
Knowles	—	0	0	0	0	0	0	0	0	0	0	0	0	0	0	0	0	0	0	1	—	—
Kubiak	.000	4	3	1	0	0	0	0	0	0	0	0	0	1	0	1	0	0	0	0	.000	.250
Lewis	—	3	0	1	0	0	0	0	0	0	0	0	0	0	0	0	0	0	0	0	—	—
Lindblad	.000	3	1	0	0	0	0	0	0	0	0	0	0	0	0	0	0	0	0	0	.000	.000
Mangual	.000	5	6	0	0	0	0	0	0	0	0	0	0	0	0	3	0	0	0	0	.000	.000
Odom	.000	3	1	0	0	0	0	0	0	0	0	0	0	0	0	1	0	0	0	0	.000	.000
Rudi	.333	7	27	3	9	11	2	0	0	4	1	0	0	3	0	4	0	1	0	0	.407	.400
Tenace	.158	7	19	0	3	4	1	0	0	3	0	0	0	11	1	7	0	2	1	2	.211	.467
<b>Totals</b>	<b>.212</b>	<b>7</b>	<b>241</b>	<b>21</b>	<b>51</b>	<b>75</b>	<b>12</b>	<b>3</b>	<b>2</b>	<b>20</b>	<b>2</b>	<b>1</b>	<b>2</b>	<b>28</b>	<b>3</b>	<b>62</b>	<b>3</b>	<b>4</b>	<b>2</b>	<b>9</b>	<b>.311</b>	<b>.298</b>

PITCHER	W	L	ERA	G	GS	CG	GF	SHO	SV	IP	H	R	ER	HR	HB	BB	IBB	SO	WP	BK	AVG
Blue	0	1	4.91	2	2	0	0	0	0	11.0	10	6	6	2	0	3	0	8	1	0	.222
Fingers	0	1	0.66	6	0	3	0	2	13.2	13	5	1	0	1	4	1	8	0	0	0	.250
Holtzman	2	1	4.22	3	3	0	0	0	10.2	13	5	5	1	0	5	0	6	0	0	0	.310
Hunter	1	0	2.03	2	2	0	0	0	13.1	11	3	3	1	0	4	1	6	1	0	0	.212
Knowles	0	0	0.00	7	0	2	0	2	6.1	4	1	0	0	1	5	2	5	0	0	0	.167
Lindblad	1	0	0.00	3	0	0	2	0	0	3.1	4	0	0	0	0	1	1	1	0	0	.250
Odom	0	0	3.86	2	0	0	0	0	4.2	5	2	2	0	0	2	0	2	1	0	0	.294
Pina	0	0	0.00	2	0	0	0	0	3.0	6	2	0	0	1	2	1	0	0	0	0	.462
<b>Totals</b>	<b>4</b>	<b>3</b>	<b>2.32</b>	<b>7</b>	<b>7</b>	<b>0</b>	<b>7</b>	<b>0</b>	<b>4</b>	<b>66.0</b>	<b>66</b>	<b>24</b>	<b>17</b>	<b>4</b>	<b>3</b>	<b>26</b>	<b>6</b>	<b>36</b>	<b>3</b>	<b>0</b>	<b>.253</b>

Game 1 — October 13  
Oakland 2, New York 1

Game 2 — October 14  
New York 10, Oakland 7 (12)

New York	ab	r	h	bi
Garrett 3b	5	0	0	0
Millan 2b	4	0	1	0
Mays cf	4	0	1	0
Jones lf	4	1	2	0
Milner 1b	4	0	2	1
Grote c	4	0	0	0
Hahn rf	2	0	0	0
Kranenpool ph	1	0	0	0
Harrelson ss	2	0	0	0
Hodges ph	0	0	0	0
Martinez pr	0	0	0	0
Matlack p	0	0	0	0
Boswell ph	1	0	1	0
McGraw p	0	0	0	0
Beauchamp ph	1	0	0	0
<b>Totals</b>	<b>32</b>	<b>1</b>	<b>7</b>	<b>1</b>

Oakland	ab	r	h	bi
Campaneris ss	4	1	1	0
Rudi lf	3	0	1	1
Bando 3b	3	0	1	1
Jackson cf-rf	3	0	0	0
Tenace 1b	3	0	0	0
Alou rf	3	0	0	0
Davalillo cf	0	0	0	0
Fosse c	3	0	0	0
Green 2b	2	0	0	0
Holtzman p	1	1	1	0
Mangual ph	1	0	0	0
Fingers p	1	0	0	0
Knowles p	0	0	0	0
<b>Totals</b>	<b>27</b>	<b>2</b>	<b>4</b>	<b>1</b>

New York	000	100	000	1	7	2
Oakland	002	000	00x	2	4	0

E – Millan, Mays. DP – Oakland 2. LOB – New York 9, Oakland 5. 2B – Holtzman, Jones. 3B – Millan. SB – Campaneris. CS – Green. S – Matlack, Rudi.

New York	ip	h	r	er	bb	so
Matlack (L)	6.0	3	2	2	2	3
McGraw	2.0	1	0	0	1	1
Oakland	ip	h	r	er	bb	so
Holtzman (W)	5.0	4	1	1	3	2
Fingers	3.1	3	0	0	1	3
Knowles (Sv)	0.2	0	0	0	0	0

PB – Fosse.  
T – 2:26. A – 46,021

Umpires – Springstead, Donatelli, Neudecker, Pryor, Goetz and Wendelstedt.

New York	ab	r	h	bi
Garrett 3b	6	1	1	1
Millan 2b	6	0	0	0
Staub rf	5	0	1	0
Mays pr-cf	2	1	1	1
Jones lf	5	3	3	1
Milner 1b	6	1	2	0
Grote c	6	1	2	0
Hahn cf-rf	7	1	1	1
Harrelson ss	6	1	3	1
Coosman p	1	0	0	0
Sadecki p	0	0	0	0
Theodore ph	1	0	0	0
Parker p	0	0	0	0
Beauchamp ph	1	0	0	0
McGraw p	2	1	1	0
Stone p	0	0	0	0
<b>Totals</b>	<b>54</b>	<b>10</b>	<b>15</b>	<b>5</b>

Oakland	ab	r	h	bi
Campaneris ss	6	2	1	0
Rudi lf	5	1	2	1
Bando 3b	5	2	1	1
Jackson cf	6	1	4	2
Tenace 1b	3	0	1	1
Alou rf	6	0	3	2
Fosse c	5	0	0	0
Green 2b	2	0	0	0
Mangual ph	1	0	0	0
Kubiak 2b	0	0	0	0
Andrews ph-2b	2	0	0	0
Blue p	2	0	0	0
Pina p	0	0	0	0
Knowles p	0	0	0	0
Conigliaro ph	1	0	0	0
Odom p	0	0	0	0
Johnson ph	1	0	1	0
Lewis pr	0	1	0	0
Fingers p	1	0	0	0
Lindblad p	0	0	0	0
Davalillo ph	1	0	0	0
<b>Totals</b>	<b>47</b>	<b>7</b>	<b>13</b>	<b>7</b>

New York	011	004	000	004	1015	1
Oakland	210	000	102	001	713	5

E – Coosman, Bando, Tenace, Andrews 2, Knowles. DP – New York 1, Oakland 1. LOB – New York 15, Oakland 12. 2B – Rudi, Alou, Jackson, Johnson, Harrelson. 3B – Bando, Campaneris, Jackson. HR – Jones (off Blue), Garrett (off Blue). SB – Campaneris. CS – Rudi, Tenace. S – McGraw.

New York	ip	h	r	er	bb	so
Koosman	2.1	6	3	3	3	4
Sadecki	1.2	0	0	0	0	3
Parker	1.0	1	0	0	0	0
McGraw (W)	6.0	5	4	4	3	8
Stone (Sv)	1.0	1	0	0	1	0
Oakland	ip	h	r	er	bb	so
Blue	5.1	4	4	4	2	4
Pina	0.0	2	2	0	0	0
Knowles	1.2	1	0	0	2	2
Odom	2.0	2	0	0	0	2
Fingers (L)	2.2	6	4	1	0	2
Lindblad	0.1	0	0	0	0	0

Pina pitched to three batters in the 6th. McGraw pitched to two batters in the 12th. HBP – by Pina (Grote), by McGraw (Campaneris), by Fingers (Jones). T – 4:13. A – 49,151

Umpires – Donatelli, Neudecker, Pryor, Goetz, Wendelstedt and Springstead.

**Game 3 — October 16**  
Oakland 3, New York 2 (11)

**Game 4 — October 17**  
New York 6, Oakland 1

**Game 5 — October 18**  
New York 2, Oakland 0

Oakland	ab	r	h	bi	Oakland	ab	r	h	bi	Oakland	ab	r	h	bi
Campaneris ss	6	1	3	1	Campaneris ss	4	0	0	0	Campaneris ss	3	0	1	0
Rudi lf	5	0	2	1	Rudi lf	4	0	1	0	Rudi lf	4	0	0	0
Bando 3b	4	1	2	0	Bando 3b	3	1	0	0	Bando 3b	3	0	1	0
Jackson rf	5	0	0	0	Jackson cf	4	0	1	0	Jackson cf	3	0	0	0
Tenace 1b-c	3	0	1	1	Tenace 1b	3	0	1	1	Tenace 1b	1	0	0	0
Davalillo cf-1b	5	0	1	0	Alou rf	4	0	0	0	Odom pr	0	0	0	0
Fosse c	2	0	0	0	Fosse c	4	0	1	0	Bourque 1b	0	0	0	0
Borque ph-1b	2	0	1	0	Green 2b	1	0	0	0	Alou rf	4	0	0	0
Lewis pr	0	0	0	0	Mangual ph	1	0	0	0	Fosse c	4	0	1	0
Lindblad p	1	0	0	0	Kubiak 2b	1	0	0	0	Green 2b	2	0	0	0
Fingers p	0	0	0	0	Johnson ph	1	0	1	0	Johnson ph	0	0	0	0
Green 2b	2	0	0	0	Holtzman p	0	0	0	0	Lewis pr	0	0	0	0
Alou ph	1	0	0	0	Odom p	1	0	0	0	Kubiak 2b	1	0	0	0
Kubiak 2b	1	1	0	0	Knowles p	0	0	0	0	Blue p	2	0	0	0
Hunter p	2	0	0	0	Conigliaro ph	1	0	0	0	Knowles p	0	0	0	0
Johnson ph	1	0	0	0	Pina p	0	0	0	0	Mangual ph	1	0	0	0
Knowles p	0	0	0	0	Andrews ph	1	0	0	0	Fingers p	0	0	0	0
Mangual ph-cf	2	0	0	0	Lindblad p	0	0	0	0	Conigliaro ph	1	0	0	0
<b>Totals</b>	<b>42</b>	<b>3</b>	<b>10</b>	<b>3</b>	Davalillo ph	0	0	0	0	<b>Totals</b>	<b>29</b>	<b>0</b>	<b>3</b>	<b>0</b>

New York	ab	r	h	bi	New York	ab	r	h	bi	New York	ab	r	h	bi			
Garrett 3b	4	1	2	1	Garrett 3b	4	2	1	0	Garrett 3b	3	0	0	0			
Millan 2b	5	1	2	0	Millan 2b	5	1	1	0	Millan 2b	4	0	0	0			
Staub rf	6	0	2	0	Staub rf	4	1	4	5	Staub rf	3	0	1	0			
Jones lf	5	0	0	0	Jones lf	3	0	1	0	Jones lf	4	1	2	0			
Milner 1b	3	0	1	0	Theodore lf	1	0	0	0	Milner 1b	4	0	2	1			
Grote c	5	0	0	0	Milner 1b	3	0	0	0	Grote c	3	1	1	0			
Hahn cf	5	0	1	0	Grote c	4	0	3	0	Hahn cf	4	0	1	1			
Harrelson ss	5	0	2	0	Hahn cf	4	1	1	0	Harrelson ss	2	0	0	0			
Seaver p	3	0	0	0	Harrelson ss	2	1	1	0	Seaver p	3	0	0	0			
Beauchamp ph	1	0	0	0	Matlack p	3	0	1	0	Beauchamp ph	1	0	0	0			
Sadecki p	0	0	0	0	Sadecki p	0	0	0	0	<b>Totals</b>	<b>31</b>	<b>2</b>	<b>7</b>	<b>2</b>			
McGraw p	0	0	0	0	<b>Totals</b>	<b>33</b>	<b>6</b>	<b>13</b>	<b>5</b>	Oakland	000	000	000	0	3	1	
Mays ph	1	0	0	0	Oakland	000	100	000	1	5	New York	010	001	00x	2	7	1
Parker p	0	0	0	0	New York	300	300	00x	6	13	1						
<b>Totals</b>	<b>43</b>	<b>2</b>	<b>10</b>	<b>1</b>													

Oakland 000 001 010 01 310 1  
New York 200 000 000 00 210 2

**E** – Hunter, Millan 2. **LOB** – Oakland 10, New York 14. **2B** – Rudi, Hahn, Bando, Tenace, Staub. **HR** – Garrett (off Hunter). **SB** – Campaneris. **S** – Bando, Millan.

Oakland	ip	h	r	er	bb	so
Hunter	6.0	7	2	2	3	5
Knowles	2.0	0	0	0	1	0
Lindblad (W)	2.0	3	0	0	1	0
Fingers (Sv)	1.0	0	0	0	0	0
New York	ip	h	r	er	bb	so
Seaver	8.0	7	2	2	1	12
Sadecki	0.0	1	0	0	0	0
McGraw	2.0	1	0	0	1	1
Parker (L)	1.0	1	1	0	1	1

Sadecki pitched to two batters in the 9th. Lindblad pitched to one batter in the 11th. **WP** – Hunter. **PB** – Grote. **T** – 3:15. **A** – 54,817  
**Umpires** – Neudecker, Pryor, Goetz, Wendelstedt, Springstead and Donatelli.

**E** – Green, Garrett. **DP** – Oakland 4. **LOB** – Oakland 9, New York 10. **HR** – Staub (off Holtzman).

Oakland	ip	h	r	er	bb	so
Holtzman (L)	0.1	4	3	3	1	0
Odom	2.2	3	2	2	2	0
Knowles	1.0	1	1	0	1	1
Pina	3.0	4	0	0	2	0
Lindblad	1.0	1	0	0	0	1
New York	ip	h	r	er	bb	so
Matlack (W)	8.0	3	1	0	2	5
Sadecki (Sv)	1.0	2	0	0	1	2

Odom pitched to two batters in the 4th. **WP** – Odom. **HBP** – by Knowles (Garrett), by Matlack (Campaneris). **T** – 2:41. **A** – 54,817

**Umpires** – Pryor, Goetz, Wendelstedt, Springstead, Donatelli and Neudecker.

Oakland 000 000 000 0 3 1  
New York 010 001 00x 2 7 1

**E** – Campaneris, Garrett. **DP** – New York 1. **LOB** – Oakland 9, New York 10. **2B** – Jones, Fosse. **3B** – Hahn. **S** – Grote.

Oakland	ip	h	r	er	bb	so
Blue (L)	5.2	6	2	2	1	4
Knowles	0.1	0	0	0	1	1
Fingers	2.0	1	0	0	2	1
New York	ip	h	r	er	bb	so
Koosman (W)	6.1	3	0	0	4	4
McGraw (Sv)	2.2	0	0	0	3	3

**WP** – Blue. **T** – 2:39. **A** – 54,817  
**Umpires** – Goetz, Wendelstedt, Springstead, Donatelli, Neudecker and Pryor.

**Game 6 — October 20**  
Oakland 3, New York 1

**Game 7 — October 21**  
Oakland 5, New York 2

New York	ab	r	h	bi
Garrett 3b	3	0	1	0
Millan 2b	4	0	1	1
Staub rf	4	0	1	0
Jones lf	4	0	0	0
Milner 1b	4	0	1	0
Grote c	4	0	1	0
Hahn cf	3	0	0	0
Kranepool ph	1	0	0	0
Harrelson ss	3	0	0	0
Seaver p	2	0	0	0
Boswell ph	1	1	1	0
McGraw p	0	0	0	0
<b>Totals</b>	<b>33</b>	<b>1</b>	<b>6</b>	<b>1</b>

Oakland	ab	r	h	bi
Campaneris ss	4	0	0	0
Rudi lf	3	1	1	0
Bando 3b	4	1	1	0
Jackson rf-cf	4	1	3	2
Tenace c-1b	3	0	0	0
Davalillo cf	2	0	0	0
Alou ph	0	0	0	1
Johnson 1b	4	0	1	0
Fosse c	0	0	0	0
Green 2b	3	0	1	0
Hunter p	3	0	0	0
Knowles p	0	0	0	0
Fingers p	0	0	0	0
<b>Totals</b>	<b>30</b>	<b>3</b>	<b>7</b>	<b>3</b>

New York	000	000	010	1	6	2
Oakland	101	000	01x	3	7	0

E — Garrett, Hahn. DP — New York 1. LOB — New York 6, Oakland 7. 2B — Jackson 2. CS — Tenace. SF — Alou.

New York	ip	h	r	er	bb	so
Seaver (L)	7.0	6	2	2	2	6
McGraw	1.0	1	1	0	1	1
Oakland	ip	h	r	er	bb	so
Hunter (W)	7.1	4	1	1	1	1
Knowles	0.1	2	0	0	0	1
Fingers (Sv)	1.1	0	0	0	0	0

WP — Seaver.

T — 2:07. A — 49,333

Umpires — Wendelstedt, Springstead, Donatelli, Neudecker, Pryor and Goetz.

New York	ab	r	h	bi
Garrett 3b	5	0	0	0
Millan 2b	4	1	1	0
Staub rf	4	0	2	1
Jones lf	3	0	0	0
Milner 1b	3	1	0	0
Grote c	4	0	1	0
Hahn cf	4	0	3	0
Harrelson ss	4	0	0	0
Matlack p	1	0	0	0
Parker p	0	0	0	0
Beauchamp ph	1	0	0	0
Sadecki p	0	0	0	0
Bowell ph	1	0	1	0
Martinez pr	0	0	0	0
<b>Totals</b>	<b>35</b>	<b>2</b>	<b>8</b>	<b>1</b>

Oakland	ab	r	h	bi
Campaneris ss	4	2	3	2
Rudi lf	3	1	2	1
Bando 3b	4	0	0	0
Jackson cf-rf	4	1	1	2
Tenace c-1b	3	0	0	0
Alou rf	1	0	0	0
Davalillo ph-cf	3	0	0	0
Johnson 1b	3	0	0	0
Fosse c	1	0	1	0
Green 2b	4	0	0	0
Holtzman p	2	1	1	0
Fingers p	1	0	1	0
Knowles p	0	0	0	0
<b>Totals</b>	<b>55</b>	<b>5</b>	<b>9</b>	<b>5</b>

New York	000	001	001	2	8	1
Oakland	004	010	00x	5	9	1

E — Jones, Tenace. DP — Oakland 1. LOB — New York 8, Oakland 6. 2B — Holtzman, Millan, Staub. HR — Campaneris (off Matlack), Jackson (off Matlack).

New York	ip	h	r	er	bb	so
Matlack (L)	2.2	4	4	4	1	3
Parker	1.1	0	0	0	1	1
Sadecki	2.0	2	1	1	0	1
Stone	2.0	3	0	0	0	3
Oakland	ip	h	r	er	bb	so
Holtzman (W)	5.1	5	1	1	1	4
Fingers	3.1	3	1	0	1	2
Knowles (Sv)	0.1	0	0	0	0	0

T — 2:37. A — 49,333

Umpires — Springstead, Donatelli, Neudecker, Pryor, Goetz and Wendelstedt.

# 1974 ALCS

The A's and Orioles square off in the American League Championship Series for the third time in the last four years and the A's win their third straight American League Pennant, defeating the Orioles three games to one. Pitching was the key as Vida Blue, Ken Holtzman and Blue Moon Odom combined for 21.1 innings of scoreless pitching. Ray Fosse paced the A's offense with a .333 batting average, one home run and three RBI.

The A's lose Game 1 of the series, 6-3 as Paul Blair, Brooks Robinson and Bobby Grich all homer off A's starter Catfish Hunter. Ken Holtzman gets the A's back on track in Game 2 with a five-hit shutout in the A's 5-0 win and Ray Fosse adds three hits and three RBI. Game 3 is a pitchers duel between ALCS MVP Vida Blue and Jim Palmer and Blue comes out on the winning end when Sal Bando hits a solo home run in the fourth inning for the only run of the game. Palmer would allow just three other hits but Blue allowed just two and did not walk a batter. Jim Hunter tosses seven scoreless innings in Game 5 and A's pitchers extend their scoreless streak to 30 innings before Rollie Fingers allows a run in the ninth in the A's 2-1 win. The A's collect just one hit but walk 11 times.

## FINAL STATISTICS

PLAYER	AVG	G	AB	R	H	TB	2B	3B	HR	RBI	SH	SF	HP	BB	IBB	SO	SB	CS	DP	E	SLG	OBP
Alou	1.000	1	1	0	1	1	0	0	0	0	0	0	0	0	0	0	0	0	0	0	1.000	1.000
Bando	.231	4	13	4	3	9	0	0	2	2	0	0	0	4	0	0	0	0	0	0	.692	.412
Campaneris	.176	4	17	0	3	3	0	0	0	3	0	1	0	0	0	3	1	1	1	0	.176	.167
Fosse	.333	4	12	1	4	8	1	0	1	3	1	0	0	1	0	2	0	0	0	0	.667	.385
Green	.222	4	9	0	2	2	0	0	0	0	1	0	0	2	0	1	0	0	0	2	.222	.364
Holt	—	2	0	0	0	0	0	0	0	0	0	0	0	1	1	0	0	0	0	0	—	1.000
Jackson	.167	4	12	0	2	3	1	0	0	1	0	0	0	5	0	2	0	0	0	0	.250	.412
Mangual	.250	1	4	0	1	1	0	0	0	0	0	0	0	0	0	0	0	0	0	0	.250	.250
Maxvill	.000	1	1	0	0	0	0	0	0	0	0	0	0	0	0	1	0	0	0	0	.000	.000
North	.063	4	16	3	1	2	1	0	0	0	0	0	0	2	0	1	1	0	0	0	.125	.167
Rudi	.154	4	13	0	2	4	0	1	0	1	0	0	0	3	2	2	0	0	0	0	.308	.313
Tenace	.000	4	11	1	0	0	0	0	0	1	0	0	0	4	0	4	1	0	1	0	.000	.267
Trillo	—	1	0	1	0	0	0	0	0	0	0	0	0	0	0	0	0	0	0	0	—	—
Washington, C	.273	4	11	1	3	4	1	0	0	0	0	0	1	0	0	0	0	0	1	0	.364	.333
Washington, W	—	2	0	0	0	0	0	0	0	0	0	0	0	0	0	0	0	2	0	0	—	—
<b>Totals</b>	<b>.183</b>	<b>4</b>	<b>120</b>	<b>11</b>	<b>22</b>	<b>37</b>	<b>4</b>	<b>1</b>	<b>3</b>	<b>11</b>	<b>2</b>	<b>1</b>	<b>1</b>	<b>22</b>	<b>3</b>	<b>16</b>	<b>3</b>	<b>3</b>	<b>3</b>	<b>2</b>	<b>.308</b>	<b>.313</b>

PITCHER	W	L	ERA	G	GS	CG	GF	SHO	SV	IP	H	R	ER	HR	HB	BB	IBB	SO	WP	BK	AVG
Blue	1	0	0.00	1	1	1	0	1	0	9.0	2	0	0	0	0	0	0	7	0	0	.067
Fingers	0	0	3.00	2	0	0	2	0	1	3.0	3	1	1	0	0	1	0	3	0	0	.250
Holtzman	1	0	0.00	1	1	1	0	1	0	9.0	5	0	0	0	0	2	0	3	0	0	.167
Hunter	1	1	4.63	2	2	0	0	0	0	11.2	11	6	6	3	0	2	0	6	0	0	.268
Odom	0	0	0.00	1	0	0	0	0	0	3.1	1	0	0	0	0	0	0	1	0	0	.091
<b>Totals</b>	<b>3</b>	<b>1</b>	<b>1.75</b>	<b>4</b>	<b>4</b>	<b>2</b>	<b>2</b>	<b>2</b>	<b>1</b>	<b>36.0</b>	<b>22</b>	<b>7</b>	<b>7</b>	<b>3</b>	<b>0</b>	<b>5</b>	<b>0</b>	<b>20</b>	<b>0</b>	<b>0</b>	<b>.177</b>

**Game 1 — October 5**  
Baltimore 6, Oakland 3

**Game 2 — October 6**  
Oakland 5, Baltimore 0

**Game 3 — October 8**  
Oakland 1, Baltimore 0

Baltimore	ab	r	h	bi
Coggins rf	4	0	0	0
Blair cf	4	2	2	2
Grich 2b	4	2	2	2
Davis dh	4	0	2	1
Powell 1b	4	0	0	0
Baylor lf	4	0	2	0
Robinson 3b	4	1	1	1
Hendricks c	4	1	1	0
Belanger ss	3	0	0	0
Cuellar p	0	0	0	0
Grimsley p	0	0	0	0
<b>Totals</b>	<b>35</b>	<b>6</b>	<b>10</b>	<b>6</b>

Oakland	ab	r	h	bi
North cf	5	2	1	0
Campaneris ss	4	0	3	3
Jackson rf	4	0	0	0
Bando 3b	4	0	1	0
Rudi lf	4	0	0	0
Tenace 1b	3	0	0	0
Mangual dh	4	0	1	0
Fosse c	2	0	1	0
Alou ph	1	0	1	0
Trillo pr	0	1	0	0
Green 2b	2	0	0	0
C. Washington ph	1	0	1	0
Hunter p	0	0	0	0
Odom p	0	0	0	0
Fingers p	0	0	0	0
<b>Totals</b>	<b>34</b>	<b>3</b>	<b>9</b>	<b>3</b>

Baltimore	100	140	000	6	10	0
Oakland	001	010	001	3	9	0

**DP** – Oakland 1. **LOB** – Baltimore 3, Oakland 9. **2B** – Grich, North, C. Washington. **HR** – Blair, Robinson, Grich. **SB** – North, Campaneris. **S** – Belanger. **SF** – Campaneris.

Baltimore	ip	h	r	er	bb	so
Cuellar (W)	8.0	9	3	3	4	4
Grimsley	1.0	0	0	0	0	0
<b>Oakland</b>	<b>ip</b>	<b>h</b>	<b>r</b>	<b>er</b>	<b>bb</b>	<b>so</b>
Hunter (L)	4.2	8	6	6	0	3
Odom	3.1	1	0	0	0	1
Fingers	1.0	1	0	0	0	1

Cuellar pitched to two batters in the 9th.  
**PB** – Fosse.  
**T** – 2:29. **A** – 41,609  
**Umpires** – Napp, Neudecker, Goetz, Phillips, Springstead and Deegan.

Baltimore	ab	r	h	bi
Belanger ss	3	0	0	0
Motton ph	1	0	0	0
Baker ss	0	0	0	0
Blair cf	3	0	1	0
Grich 2b	4	0	0	0
Davis dh	4	0	1	0
Baylor lf	4	0	0	0
Robinson 3b	2	0	0	0
Williams 1b	3	0	0	0
Cabell rf	3	0	1	0
Etchebarren c	3	0	2	0
Bumbry pr	0	0	0	0
Hendricks c	0	0	0	0
McNally p	0	0	0	0
Garland p	0	0	0	0
Reynolds p	0	0	0	0
G. Jackson p	0	0	0	0
<b>Totals</b>	<b>30</b>	<b>0</b>	<b>5</b>	<b>0</b>

Oakland	ab	r	h	bi
Campaneris ss	4	0	0	0
North cf	2	1	0	0
Bando 3b	3	1	1	1
Jackson dh	3	0	0	0
H. Washington pr	0	0	0	0
Rudi lf	4	0	2	1
Tenace 1b	3	1	0	0
C. Washington rf	4	1	1	0
Fosse c	4	1	3	3
Green 2b	1	0	1	0
Holt ph	0	0	0	0
Odom pr	0	0	0	0
Maxvill 2b	1	0	0	0
Holtzman p	0	0	0	0
<b>Totals</b>	<b>29</b>	<b>5</b>	<b>8</b>	<b>5</b>

Baltimore	000	000	000	0	5	2
Oakland	000	101	03x	5	8	0

**E** – Grich, Baker. **DP** – Baltimore 2, Oakland 2. **LOB** – Baltimore 5, Oakland 7. **2B** – Fosse. **3B** – Rudi. **HR** – Bando, Fosse. **SB** – Tenace. **S** – Green.

Baltimore	ip	h	r	er	bb	so
McNally (L)	5.2	6	2	1	2	2
Garland	0.2	1	0	0	1	0
Reynolds	1.1	0	1	0	3	1
G. Jackson	0.1	1	2	0	0	1
<b>Oakland</b>	<b>ip</b>	<b>h</b>	<b>r</b>	<b>er</b>	<b>bb</b>	<b>so</b>
Holtzman (W)	9.0	5	0	0	2	3

**WP** – McNally.  
**T** – 2:23. **A** – 42,810  
**Umpires** – Neudecker, Goetz, Phillips, Springstead, Deegan and Napp.

Oakland	ab	r	h	bi
Campaneris ss	4	0	0	0
North cf	4	0	0	0
Bando 3b	4	1	1	1
Jackson dh	4	0	1	0
Rudi lf	4	0	0	0
Tenace 1b	2	0	0	0
H. Washington pr	0	0	0	0
Holt 1b	0	0	0	0
C. Washington rf	2	0	1	0
Fosse c	2	0	0	0
Green 2b	3	0	1	0
Blue p	0	0	0	0
<b>Totals</b>	<b>29</b>	<b>1</b>	<b>4</b>	<b>1</b>

Baltimore	ab	r	h	bi
Coggins rf	3	0	0	0
Cabell ph	1	0	0	0
Blair cf	4	0	0	0
Grich 2b	4	0	1	0
Davis dh	3	0	0	0
Baylor lf	3	0	1	0
Robinson 3b	3	0	0	0
Williams 1b	3	0	0	0
Etchebarren c	3	0	0	0
Belanger ss	3	0	0	0
Palmer p	0	0	0	0
<b>Totals</b>	<b>30</b>	<b>0</b>	<b>2</b>	<b>0</b>

Oakland	000	100	000	1	4	2
Baltimore	000	000	000	0	2	1

**E** – Williams, Green 2. **DP** – Baltimore 1. **LOB** – Oakland 4, Baltimore 3. **HR** – Bando. **S** – Fosse.

Oakland	ip	h	r	er	bb	so
Blue (W)	9.0	2	0	0	0	7
<b>Baltimore</b>	<b>ip</b>	<b>h</b>	<b>r</b>	<b>er</b>	<b>bb</b>	<b>so</b>
Palmer (L)	9.0	4	1	1	1	4

**HBP** – by Palmer (C. Washington).  
**T** – 1:57. **A** – 32,060  
**Umpires** – Goetz, Phillips, Springstead, Deegan, Napp and Neudecker.



Game 4 — October 9  
Oakland 2, Baltimore 1

Oakland	ab	r	h	bi
Campaneris ss	5	0	0	0
North cf	5	0	0	0
Bando 3b	2	2	0	0
Jackson dh	1	0	1	1
Odom pr	0	0	0	0
Rudi lf	1	0	0	0
Tenace 1b	3	0	0	1
C. Washington rf	4	0	0	0
Fosse c	4	0	0	0
Green 2b	3	0	0	0
Hunter p	0	0	0	0
Fingers p	0	0	0	0
<b>Totals</b>	<b>28</b>	<b>2</b>	<b>1</b>	<b>2</b>

Baltimore	ab	r	h	bi
Coggins rf	4	0	0	0
Blair cf	3	1	1	0
Grich 2b	4	0	1	0
Davis dh	4	0	1	0
Cabell pr	0	0	0	0
Powell 1b	4	0	1	1
Palmer pr	0	0	0	0
Baylor lf	4	0	1	0
Robinson 3b	3	0	0	0
Hendricks c	2	0	0	0
Belanger ss	0	0	0	0
Bumbry ph	1	0	0	0
Baker ss	0	0	0	0
Cuellar p	0	0	0	0
Grimsley p	0	0	0	0
<b>Totals</b>	<b>29</b>	<b>1</b>	<b>5</b>	<b>1</b>

Oakland	000	010	100	2	1	0
Baltimore	000	000	001	1	5	1

E – Belanger. DP – Oakland 1, Baltimore 1.  
LOB – Oakland 10, Baltimore 5. 2B – Jackson. 5 – Belanger.

Oakland	ip	h	r	er	bb	so
Hunter (W)	7.0	3	0	0	2	3
Fingers (Sv)	2.0	2	1	1	1	2
Baltimore	ip	h	r	er	bb	so
Cuellar (L)	4.2	0	1	1	9	2
Grimsley	4.1	1	1	1	2	2

WP – Cuellar.

T – 2:46. A – 28,136

Umpires – Phillips, Springstead, Deegan, Napp, Neudecker and Goetz.

# 1974 WORLD SERIES

The A's win their third consecutive World Championship to become the first team to win at least three straight since the New York Yankees won five straight, 1949-53. The A's defeated the Los Angeles Dodgers in five games in a series where four of the five games were decided by a 3-2 score. Bert Campaneris hit .353 in the series and Joe Rudi topped the A's with four RBI. World Series MVP Rollie Fingers had a win and two saves while posting a 1.93 ERA and the A's used just five pitchers the entire series.

The A's open the series with a 3-2 win as Rollie Fingers pitched 4.1 innings of relief for the win before Catfish Hunter comes on to strike out Joe Ferguson in the bottom of the ninth with the tying run at first base. The Dodgers even the series with a 3-2 win in Game 2 as Don Sutton shuts out the A's on four hits over the first eight innings. Joe Rudi has a two-run single in the ninth but the A's rally falls short. Hunter starts Game 3 and kept the Dodgers off the board over the first seven innings in a 3-2 win. Ken Holtzman is the winning pitcher in the A's 5-2 win in Game 4 and he also contributes to the A's offense with a solo home run in the third inning. The A's trailed 2-1 entering the bottom of the sixth but score four times, highlighted by Jim Holt's two-run pinch hit single. Rollie Fingers clinches his series MVP honors by pitching two scoreless innings for the save in the A's 3-2 win in Game 5. Joe Rudi homers to lead off the seventh inning to break a 2-2 tie.

## FINAL STATISTICS

PLAYER	AVG	G	AB	R	H	TB	2B	3B	HR	RBI	SH	SF	HP	BB	IBB	SO	SB	CS	DP	E	SLG	OBP
Alou	.000	1	1	0	0	0	0	0	0	0	0	0	0	0	0	1	0	0	0	0	.000	.000
Bando	.063	5	16	3	1	1	0	0	0	2	0	1	1	2	0	5	0	0	0	0	.063	.200
Blue	.000	2	4	0	0	0	0	0	0	0	0	0	0	0	0	4	0	0	0	0	.000	.000
Campaneris	.353	5	17	1	6	8	2	0	0	2	2	0	1	0	0	2	1	1	0	2	.471	.389
Fingers	.000	4	2	0	0	0	0	0	0	0	0	0	0	0	0	1	0	0	0	0	.000	.000
Fosse	.143	5	14	1	2	5	0	0	1	1	0	0	0	1	0	5	0	0	0	0	.357	.200
Green	.000	5	13	1	0	0	0	0	0	1	1	0	0	1	0	4	0	0	0	1	.000	.071
Haney	—	2	0	0	0	0	0	0	0	0	0	0	0	0	0	0	0	0	0	0	—	—
Holt	.667	4	3	0	2	2	0	0	0	2	0	0	0	0	0	0	0	0	0	0	.667	.667
Holtzman	.500	2	4	2	2	6	1	0	1	1	0	0	0	1	0	1	0	0	0	0	1.500	.600
Hunter	.000	2	2	0	0	0	0	0	0	0	1	0	0	0	0	2	0	0	0	0	.000	.000
Jackson	.286	5	14	3	4	8	1	0	1	1	0	0	0	5	0	3	1	0	0	1	.571	.474
Mangual	.000	1	1	0	0	0	0	0	0	0	0	0	0	0	0	1	0	0	0	0	.000	.000
Maxvill	—	2	0	0	0	0	0	0	0	0	0	0	0	0	0	0	0	0	0	0	—	—
North	.059	5	17	3	1	1	0	0	0	1	0	0	2	0	5	1	1	1	1	1	.059	.158
Rudi	.333	5	18	1	6	9	0	0	1	4	1	0	0	0	0	3	0	0	1	0	.500	.333
Tenace	.222	5	9	0	2	2	0	0	0	0	1	0	0	3	0	4	0	0	1	0	.222	.417
Washington, C	.571	5	7	1	4	4	0	0	0	0	0	0	0	1	1	1	0	1	0	0	.571	.625
Washington, H	—	3	0	0	0	0	0	0	0	0	0	0	0	0	0	0	0	0	0	0	—	—
<b>Totals</b>	<b>.211</b>	<b>5</b>	<b>142</b>	<b>16</b>	<b>30</b>	<b>46</b>	<b>4</b>	<b>0</b>	<b>4</b>	<b>14</b>	<b>7</b>	<b>1</b>	<b>2</b>	<b>16</b>	<b>1</b>	<b>42</b>	<b>3</b>	<b>3</b>	<b>3</b>	<b>5</b>	<b>.324</b>	<b>.298</b>

PITCHER	W	L	ERA	G	GS	CG	GF	SHO	SV	IP	H	R	ER	HR	HB	BB	IBB	SO	WP	BK	AVG
Blue	0	1	3.29	2	2	0	0	0	0	13.2	10	5	5	1	0	7	0	9	0	0	.217
Fingers	1	0	1.93	4	0	0	3	0	2	9.1	8	2	2	2	1	2	0	6	0	0	.242
Holtzman	1	0	1.50	2	2	0	0	0	0	12.0	13	3	2	0	0	4	0	10	1	0	.277
Hunter	1	0	1.17	2	1	0	1	0	1	7.2	5	1	1	1	1	0	2	0	5	0	.179
Odom	1	0	0.00	2	0	0	1	0	0	1.1	0	0	0	0	0	1	0	2	0	0	.000
<b>Totals</b>	<b>4</b>	<b>1</b>	<b>2.05</b>	<b>5</b>	<b>5</b>	<b>0</b>	<b>5</b>	<b>0</b>	<b>3</b>	<b>44.0</b>	<b>36</b>	<b>11</b>	<b>10</b>	<b>4</b>	<b>1</b>	<b>16</b>	<b>0</b>	<b>32</b>	<b>1</b>	<b>0</b>	<b>.228</b>

**Game 1 — October 12**  
Oakland 3, Los Angeles 2

**Game 2 — October 13**  
Los Angeles 3, Oakland 2

**Game 3 — October 15**  
Oakland 3, Los Angeles 2

Oakland					Oakland					Los Angeles										
ab	r	h	bi		ab	r	h	bi		ab	r	h	bi							
Campaneris ss	2	1	1	1	Campaneris ss	4	0	1	0	Lopes 2b	3	0	2	0						
North cf	2	0	0	0	North cf	4	0	0	0	Buckner lf	4	1	1	1						
Bando 3b	4	0	0	0	Haney c	0	0	0	0	Wynn cf	4	0	1	0						
Jackson rf	3	1	1	1	Bando 3b	3	1	0	0	Garvey 1b	4	0	1	0						
C. Washington rf	0	0	0	0	Jackson rf	3	1	2	0	Crawford rf	4	1	1	1						
Rudi lf	4	0	2	0	Rudi lf	4	0	1	2	Ferguson c	3	0	0	0						
Tenace 1b	3	0	1	0	H. Washington pr	0	0	0	0	Auerbach pr	0	0	0	0						
Fosse c	3	0	0	0	Tenace 1b	3	0	0	0	Cey 3b	4	0	0	0						
Green 2b	3	0	0	0	Fosse c	2	0	0	0	Russell ss	4	0	1	0						
Holt ph	1	0	0	0	Alou ph	1	0	0	0	Yeager c	3	0	2	0						
Maxwill 2b	0	0	0	0	Odom p	0	0	0	0	Downing p	1	0	0	0						
Holtzman p	1	1	1	0	Mangual ph	1	0	0	0	Brewer p	0	0	0	0						
Fingers p	2	0	0	0	Green 2b	2	0	0	0	Lacy ph	1	0	0	0						
Hunter p	0	0	0	0	Holt ph	1	0	1	0	Hough p	0	0	0	0						
<b>Totals</b>	<b>28</b>	<b>3</b>	<b>6</b>	<b>2</b>	Maxwill pr	0	0	0	0	Joshua ph	1	0	0	0						
					Blue p	2	0	0	0	Marshall p	0	0	0	0						
<b>Los Angeles</b>	<b>ab</b>	<b>r</b>	<b>h</b>	<b>bi</b>	C. Washington ph	1	0	1	0	<b>Totals</b>	<b>33</b>	<b>2</b>	<b>7</b>	<b>2</b>						
Lopes 2b	5	1	0	0	<b>Totals</b>	<b>31</b>	<b>2</b>	<b>6</b>	<b>2</b>											
Buckner lf	5	0	2	0	<b>Los Angeles</b>	<b>ab</b>	<b>r</b>	<b>h</b>	<b>bi</b>	<b>Oakland</b>	<b>ab</b>	<b>r</b>	<b>h</b>	<b>bi</b>						
Wynn cf	4	1	1	1	Lopes 2b	4	0	0	0	North cf	4	1	1	0						
Garvey 1b	5	0	2	0	Buckner lf	4	0	0	0	Campaneris ss	4	0	2	1						
Paciorek pr	0	0	0	0	Wynn cf	3	0	0	0	Bando 3b	3	1	0	0						
Ferguson rf-c	3	0	0	0	Garvey 1b	4	1	2	0	Jackson rf	3	0	0	0						
Cey 3b	3	0	1	0	Ferguson rf	3	1	1	2	C. Washington rf	0	0	0	0						
Russell ss	4	0	1	0	Cey 3b	3	1	0	2	Rudi lf	4	0	1	1						
Yeager c	3	0	1	0	Russell ss	3	0	1	0	Tenace 1b	2	0	1	0						
Crawford ph	1	0	1	0	Yeager c	3	0	2	1	H. Washington pr	0	0	0	0						
Messersmith p	3	0	2	0	Sutton p	2	0	0	0	Holt 1b	0	0	0	0						
Joshua ph ph	1	0	0	0	Marshall p	0	0	0	0	Fosse c	4	0	0	0						
Marshall p	0	0	0	0	<b>Totals</b>	<b>29</b>	<b>3</b>	<b>6</b>	<b>3</b>	Green 2b	3	1	0	0						
<b>Totals</b>	<b>37</b>	<b>2</b>	<b>11</b>	<b>1</b>					Hunter p	2	0	0	0							
									Fingers p	0	0	0	0							
Oakland	010	010	010	3	6	2	Oakland	000	000	002	2	6	0	Los Angeles	000	000	011	2	7	2
Los Angeles	000	010	001	2	11	1	Los Angeles	010	002	00x	3	6	1	Oakland	002	100	00x	3	5	2

E — Campaneris, Jackson, Cey. **DP** — Oakland 1, Los Angeles 1. **LOB** — Oakland 6, Los Angeles 12. **2B** — Holtzman. **HR** — Jackson (off Messersmith), Wynn (off Fingers). **CS** — Buckner, North. **S** — Campaneris 2, North, Tenace.

Oakland	ip	h	r	er	bb	so
Holtzman	4.1	7	1	0	2	3
Fingers (W)	4.1	4	1	1	1	3
Hunter (Sv)	0.1	0	0	0	0	1
<b>Los Angeles</b>	<b>ip</b>	<b>h</b>	<b>r</b>	<b>er</b>	<b>bb</b>	<b>so</b>
Messersmith (L)	8.0	5	3	2	3	8
Marshall	1.0	1	0	0	1	1

**WP** — Messersmith. **HBP** — by Fingers (Ferguson).  
T — 2:43. **A** — 55,974  
**Umpires** — Gorman, Kunkel, Harvey, Denking, Olsen and Luciano.

E — Russell. **DP** — Los Angeles 2. **LOB** — Oakland 5, Los Angeles 6. **2B** — Campaneris, Jackson. **HR** — Ferguson (off Blue). **SB** — Ferguson. **S** — Sutton.

Oakland	ip	h	r	er	bb	so
Blue (L)	7.0	6	3	3	2	5
Odom	1.0	0	0	0	1	2
<b>Los Angeles</b>	<b>ip</b>	<b>h</b>	<b>r</b>	<b>er</b>	<b>bb</b>	<b>so</b>
Sutton (W)	8.0	5	2	2	2	9
Marshall (Sv)	1.0	1	0	0	0	2

Sutton pitched to two batters in the 9th.  
**WP** — Sutton. **HBP** — by Sutton (Bando).  
T — 2:40. **A** — 55,989  
**Umpires** — Kunkel, Harvey, Denking, Olsen, Luciano and Gorman.

Los Angeles	000	000	011	2	7	2
Oakland	002	100	00x	3	5	2

E — Ferguson 2, Campaneris, Green. **DP** — Oakland 3. **LOB** — Los Angeles 6, Oakland 8. **2B** — Campaneris. **HR** — Buckner (off Hunter), Crawford (off Fingers). **SB** — Lopes 2, Jackson. **S** — Hunter.

Los Angeles	ip	h	r	er	bb	so
Downing (L)	3.2	4	3	1	4	3
Brewer	0.1	0	0	0	0	1
Hough	2.0	0	0	0	1	4
Marshall	2.0	1	0	0	0	1
<b>Oakland</b>	<b>ip</b>	<b>h</b>	<b>r</b>	<b>er</b>	<b>bb</b>	<b>so</b>
Hunter (W)	7.1	5	1	1	2	4
Fingers	1.2	2	1	1	0	1

**WP** — Hough.  
T — 2:35. **A** — 49,347  
**Umpires** — Harvey, Denking, Olsen, Luciano, Gorman and Kunkel.

**Game 4 — October 16**  
Oakland 5, Los Angeles 2

**Game 5 — October 17**  
Oakland 3, Los Angeles 2

Los Angeles					Los Angeles				
ab	r	h	bi	ab	r	h	bi		
Lopes 2b	4	0	0	0	Lopes 2b	2	1	0	0
Buckner lf	4	0	1	0	Buckner lf	3	0	1	0
Wynn cf	3	0	1	0	Wynn cf	2	0	0	1
Garvey 1b	4	1	2	0	Garvey 1b	4	0	1	1
Ferguson rf	3	1	0	0	Ferguson rf	4	0	1	0
Auerbach pr	0	0	0	0	Cey 3b	3	0	1	0
Cey 3b	4	0	1	0	Russell ss	3	0	0	0
Russell ss	4	0	1	2	Crawford ph	1	0	0	0
Yeager c	3	0	1	0	Yeager c	2	0	0	0
Joshua ph	1	0	0	0	Joshua ph	1	0	0	0
Messersmith p	1	0	0	0	Sutton p	1	0	0	0
Paciorek ph	1	0	0	0	Paciorek ph	1	1	1	0
Marshall p	0	0	0	0	Marshall p	0	0	0	0
<b>Totals</b>	<b>32</b>	<b>2</b>	<b>7</b>	<b>2</b>	<b>Totals</b>	<b>27</b>	<b>2</b>	<b>5</b>	<b>2</b>

Oakland					Oakland						
ab	r	h	bi	ab	r	h	bi				
Campaneris ss	3	0	0	0	Campaneris ss	4	0	2	0		
North cf	3	1	0	0	North cf	4	1	0	0		
Bando 3b	3	1	1	1	Bando 3b	3	0	0	1		
Jackson rf	3	1	1	0	Jackson rf	2	0	0	0		
Rudi 1b-1f	3	0	0	0	Rudi 1b-1f	3	1	2	1		
C. Washington lf	3	1	2	0	C. Washington lf	3	0	1	0		
Tenace 1b	0	0	0	0	Fingers p	0	0	0	0		
Fosse c	2	0	1	0	Fosse c	3	1	1	1		
Holt ph	1	0	1	2	Green 2b	3	0	0	0		
H. Washington pr	0	0	0	0	Blue p	2	0	0	0		
Haney c	0	0	0	0	Odum p	0	0	0	0		
Green 2b	2	0	0	1	Tenace c	1	0	0	0		
Holtzman p	3	1	1	1	<b>Totals</b>	<b>28</b>	<b>3</b>	<b>6</b>	<b>3</b>		
Fingers p	0	0	0	0	Los Angeles	000	002	000	2	5	1
<b>Totals</b>	<b>26</b>	<b>5</b>	<b>7</b>	<b>5</b>	Oakland	110	000	10x	3	6	1

Los Angeles 000 200 000 2 7 1  
Oakland 001 004 00x 5 7  
0  
E – Yeager, North. DP – Oakland 1. LOB – Los Angeles 6, Oakland 3. 2B – Paciorek. HR – Fosse (off Sutton), Rudi (off Marshall). SB – Campaneris, North. CS – Lopes, C. Washington. S – Buckner. SF – Bando, Wynn.  
Los Angeles ip h r er bb so  
Sutton 5.0 4 2 2 1 3  
Marshall (L) 3.0 2 1 1 0 4  
Oakland ip h r er bb so  
Blue 6.2 4 2 2 5 4  
Odum (W) 0.1 0 0 0 0 0  
Fingers (Sv) 2.0 1 0 0 1 0

1  
E – Yeager, North. DP – Oakland 1. LOB – Los Angeles 6, Oakland 3. 2B – Paciorek. HR – Fosse (off Sutton), Rudi (off Marshall). SB – Campaneris, North. CS – Lopes, C. Washington. S – Buckner. SF – Bando, Wynn.

Los Angeles ip h r er bb so  
Messersmith (L) 6.0 6 5 5 4 4  
Marshall 2.0 1 0 0 0 2  
Oakland ip h r er bb so  
Holtzman (W) 7.2 6 2 2 2 7  
Fingers (Sv) 1.1 1 0 0 0 2

Los Angeles ip h r er bb so  
Sutton 5.0 4 2 2 1 3  
Marshall (L) 3.0 2 1 1 0 4  
Oakland ip h r er bb so  
Blue 6.2 4 2 2 5 4  
Odum (W) 0.1 0 0 0 0 0  
Fingers (Sv) 2.0 1 0 0 1 0

WP – Holtzman. HBP – by Messersmith (Campaneris).  
T – 2:17. A – 49,347  
Umpires – Denkinger, Olsen, Luciano, Gorman, Kunkel and Harvey.

T – 2:23. A – 49,347  
Umpires – Olsen, Luciano, Gorman, Kunkel, Harvey and Denkinger.

# 1975 ALCS

The A's streak of three consecutive American League Pennants is snapped by Boston as the Red Sox sweep the A's in three games. After posting a team ERA under 3.00 in each of the previous three ALCS wins, the A's team ERA in 1975 ballooned to 4.32. Sal Bando paced the A's offense with a .500 batting average and Reggie Jackson drove in three of the seven runs the A's scored in the series.

Luis Tiant pitched a three-hitter in Boston's 7-1 win in Game 1 at Fenway Park. Three A's errors led to two runs in the first inning but the A's still trailed just 2-0 before Boston scored five in the seventh. The A's took a 3-0 lead in Game 2, highlighted by a Reggie Jackson two-run home run in the first inning but Boston tied the game with three in the fourth off Vida Blue. Rollie Fingers then allowed three runs in four innings as the A's lost 6-3. The series moved to Oakland for Game 3 but the Red Sox built a 4-0 lead in a 5-3 win. The A's started their Game 1 starter, Ken Holtzman, and he allowed four runs in 4 2/3 innings.

## FINAL STATISTICS

PLAYER	AVG	G	AB	R	H	TB	2B	3B	HR	RBI	SH	SF	HP	BB	IBB	SO	SB	CS	DP	E	SLG	OBP
Bando	.500	3	12	1	6	8	2	0	0	2	0	0	0	0	0	3	0	0	0	1	.667	.500
Campaneris	.000	3	11	1	0	0	0	0	0	0	0	0	0	1	0	1	0	0	0	0	.000	.083
Fosse	.000	1	2	0	0	0	0	0	0	0	0	0	0	0	0	1	0	0	0	0	.000	.000
Garner	.000	3	5	0	0	0	0	0	0	0	0	0	0	0	0	1	0	0	0	1	.000	.000
Harper	—	1	0	0	0	0	0	0	0	0	0	0	0	1	0	0	0	0	0	0	—	1.000
Holt	.333	3	3	0	1	2	1	0	0	0	0	0	0	0	0	0	0	0	0	0	.667	.333
Hopkins	—	1	0	0	0	0	0	0	0	0	0	0	0	0	0	0	0	0	0	0	—	—
Jackson	.417	3	12	1	5	8	0	0	1	3	0	0	0	0	0	2	0	0	0	0	.667	.417
Martinez	—	3	0	0	0	0	0	0	0	0	0	0	0	0	0	0	0	0	0	0	—	—
North	.000	3	10	0	0	0	0	0	0	1	0	0	0	2	0	0	0	0	0	1	.000	.167
Rudi	.250	3	12	1	3	5	2	0	0	0	0	0	0	0	0	1	0	0	1	0	.417	.250
Tenace	.000	3	9	0	0	0	0	0	0	0	0	0	0	3	0	2	0	0	1	0	.000	.250
Tovar	.500	2	2	2	1	1	0	0	0	0	0	0	0	1	0	0	0	0	0	1	.500	.667
Washington	.250	3	12	1	3	4	1	0	0	1	0	0	0	0	0	2	0	0	0	2	.333	.250
Williams	.000	3	8	0	0	0	0	0	0	0	0	0	0	1	0	1	0	0	0	0	.000	.111
<b>Totals</b>	<b>.194</b>	<b>3</b>	<b>98</b>	<b>7</b>	<b>19</b>	<b>28</b>	<b>6</b>	<b>0</b>	<b>1</b>	<b>7</b>	<b>0</b>	<b>0</b>	<b>0</b>	<b>9</b>	<b>0</b>	<b>14</b>	<b>0</b>	<b>0</b>	<b>2</b>	<b>6</b>	<b>.286</b>	<b>.262</b>

PITCHER	W	L	ERA	G	GS	CG	GF	SHO	SV	IP	H	R	ER	HR	HB	BB	IBB	SO	WP	BK	AVG
Abbott	0	0	0.00	1	0	0	1	0	0	1.0	0	0	0	0	0	0	0	0	0	0	.000
Blue	0	0	9.00	1	1	0	0	0	0	3.0	6	3	3	1	0	0	0	2	0	0	.429
Bosman	0	0	0.00	1	0	0	0	0	0	0.1	0	0	0	0	0	0	0	0	0	0	.000
Fingers	0	1	6.75	1	0	0	1	0	0	4.0	5	3	3	1	0	1	1	3	0	0	.385
Holtzman	0	2	4.09	2	2	0	0	0	0	11.0	12	8	5	0	0	1	0	7	0	0	.261
Lindblad	0	0	0.00	2	0	0	1	0	0	4.2	5	3	0	0	0	1	1	0	1	0	.313
Todd	0	0	9.00	3	0	0	0	0	0	1.0	3	1	1	0	0	0	0	0	0	0	.600
<b>Totals</b>	<b>0</b>	<b>3</b>	<b>4.32</b>	<b>3</b>	<b>3</b>	<b>0</b>	<b>3</b>	<b>0</b>	<b>0</b>	<b>25.0</b>	<b>31</b>	<b>18</b>	<b>12</b>	<b>2</b>	<b>0</b>	<b>3</b>	<b>2</b>	<b>12</b>	<b>1</b>	<b>0</b>	<b>.316</b>

**Game 1 — October 4**  
Boston 7, Oakland 1

Oakland	ab	r	h	bi
North cf	3	0	0	1
Washington lf	4	0	0	0
Bando 3b	4	0	0	0
Jackson rf	4	0	1	0
Tenace 1b	3	0	0	0
Rudi 1b	4	0	1	0
Williams dh	3	0	0	0
Hopkins pr-dh	0	0	0	0
Campaneris ss	4	1	0	0
Garner 2b	2	0	0	0
Holt ph	1	0	1	0
Martinez pr-2b	0	0	0	0
Holtzman p	0	0	0	0
Todd p	0	0	0	0
Lindblad p	0	0	0	0
Boseman p	0	0	0	0
Abbott p	0	0	0	0
<b>Totals</b>	<b>32</b>	<b>1</b>	<b>3</b>	<b>1</b>

Boston	ab	r	h	bi
Beniquez dh	4	1	2	1
Doyle 2b	3	1	0	1
Yastrzemski lf	4	1	1	0
Fisk c	4	2	1	0
Lynn cf	4	0	1	2
Petrocelli 3b	4	0	0	0
Evans rf	4	1	1	0
Cooper 1b	3	0	1	0
Burleson ss	3	1	1	1
Tiant p	0	0	0	0
<b>Totals</b>	<b>33</b>	<b>7</b>	<b>8</b>	<b>5</b>

Oakland	000	000	010	1	3	4
Boston	200	000	50x	7	8	3

**E** — Bando, Washington, Garner, Lynn, North, Burleson, Cooper. **LOB** — Oakland 7, Boston 5. **2B** — Evans, Burleson, Lynn, Holt. **SB** — Beniquez 2. **S** — Cooper. **SF** — Doyle.

Oakland	ip	h	r	er	bb	so
Holtzman (L)	6.1	5	4	2	1	4
Todd	0.0	1	1	1	0	0
Lindblad	0.1	2	2	0	0	0
Bosman	0.1	0	0	0	0	0
Abbott	1.0	0	0	0	0	0
<b>Boston</b>	<b>ip</b>	<b>h</b>	<b>r</b>	<b>er</b>	<b>bb</b>	<b>so</b>
Tiant (W)	9.0	3	1	0	3	8

Todd pitched to one batter in the 7th.

**T** — 2:40. **A** — 35,578

**Umpires** — Denkinger, DiMuro, Kunkel, Luciano, Evans and Morgenweck.

**Game 2 — October 5**  
Boston 6, Oakland 3

Oakland	ab	r	h	bi
North cf	4	0	0	0
Campaneris ss	3	0	0	0
Bando 3b	4	1	4	0
Jackson rf	4	1	2	2
Tenace 1b-c	4	0	0	0
Rudi lf	4	1	2	0
Washington dh	4	0	2	1
Garner 2b	2	0	0	0
Harper ph	0	0	0	0
Holt 1b	1	0	0	0
Fosse c	2	0	0	0
Williams ph	1	0	0	0
Martinez 2b	0	0	0	0
Tovar ph	1	0	0	0
Blue p	0	0	0	0
Todd p	0	0	0	0
Fingers p	0	0	0	0
<b>Totals</b>	<b>34</b>	<b>3</b>	<b>10</b>	<b>3</b>

Boston	ab	r	h	bi
Beniquez dh	4	1	1	0
Doyle 2b	3	1	1	0
Yastrzemski lf	3	2	2	2
Fisk c	4	1	2	1
Lynn cf	4	0	2	1
Petrocelli 3b	4	1	1	1
Evans rf	3	0	0	0
Cooper 1b	3	0	2	0
Burleson ss	2	0	1	0
Cleveland p	0	0	0	0
Moret p	0	0	0	0
Drago p	0	0	0	0
<b>Totals</b>	<b>30</b>	<b>6</b>	<b>12</b>	<b>5</b>

Oakland	200	100	000	3	10	0
Boston	000	301	11x	6	12	0

**DP** — Oakland 4, Boston 2. **LOB** — Oakland 6, Boston 3. **2B** — Bando 2, Rudi 2, Washington, Fisk, Cooper 2, Yastrzemski. **HR** — Jackson, Yastrzemski, Petrocelli. **S** — Burleson, Doyle.

Oakland	ip	h	r	er	bb	so
Blue	3.0	6	3	3	0	2
Todd	1.0	1	0	0	0	0
Fingers (L)	4.0	5	3	3	1	3
<b>Boston</b>	<b>ip</b>	<b>h</b>	<b>r</b>	<b>er</b>	<b>bb</b>	<b>so</b>
Cleveland	5.0	7	3	3	1	2
Moret (W)	1.0	1	0	0	1	0
Drago (Sv)	3.0	2	0	0	0	2

Blue pitched to four batters in the 4th. Todd pitched to one batter in the 5th. Cleveland pitched to one batter in the 6th. Moret pitched to one batter in the 7th.

**WP** — Drago.

**T** — 2:27. **A** — 35,578

**Umpires** — DiMuro, Kunkel, Luciano, Evans, Morgenweck and Denkinger.

**Game 3 — October 7**  
Boston 5, Oakland 3

Boston	ab	r	h	bi
Beniquez dh	4	0	0	0
Doyle 2b	5	1	2	1
Yastrzemski lf	4	1	2	0
Fisk c	4	1	2	1
Lynn cf	3	1	1	0
Petrocelli 3b	4	0	1	1
Evans rf	3	0	0	0
Cooper 1b	4	0	1	1
Burleson ss	4	1	2	0
Wise p	0	0	0	0
Drago p	0	0	0	0
<b>Totals</b>	<b>35</b>	<b>5</b>	<b>11</b>	<b>4</b>

Oakland	ab	r	h	bi
Campaneris ss	4	0	0	0
Washington lf	4	1	1	0
Bando 3b	4	0	2	2
Jackson rf	4	0	2	1
Tenace 1b-c	4	0	0	0
Rudi lf	4	0	0	0
Williams dh	4	0	0	0
Tenace c	2	0	0	0
North cf	3	0	0	0
Garner 2b	1	0	0	0
Tovar ph-2b	1	2	1	0
Martinez 2b	0	0	0	0
Holt ph	1	0	0	0
Holtzman p	0	0	0	0
Todd p	0	0	0	0
Lindblad p	0	0	0	0
<b>Totals</b>	<b>32</b>	<b>3</b>	<b>6</b>	<b>3</b>

Boston	000	130	010	5	11	1
Oakland	000	001	020	3	6	2

**E** — Washington, Tovar, Doyle. **DP** — Boston 1. **LOB** — Boston 6, Oakland 6. **2B** — Burleson. **SB** — Fisk. **S** — Beniquez, Lynn.

Boston	ip	h	r	er	bb	so
Wise (W)	7.1	6	3	2	3	2
Drago (Sv)	1.2	0	0	0	1	0
<b>Oakland</b>	<b>ip</b>	<b>h</b>	<b>r</b>	<b>er</b>	<b>bb</b>	<b>so</b>
Holtzman (L)	4.2	7	4	3	0	3
Todd	0.0	1	0	0	0	0
Lindblad	4.1	3	1	0	1	0

Todd pitched to one batter in the 5th.

**WP** — Lindblad.

**T** — 2:30. **A** — 49,358

**Umpires** — Kunkel, Luciano, Evans, Morgenweck, Denkinger and DiMuro.

# 1981 ALDS

The A's sweep a three-game series from Kansas City in baseball's first ever Division Series, pitting first and second half winners in each division in a season interrupted by a strike. The A's pitching staff allows just two runs in the entire series and the offense is paced by Dwayne Murphy who is 6-for-11 in the three-game series.

Mike Norris tosses a four-hit shutout in Game 1, a 4-0 A's victory at Kansas City. Wayne Gross hit a three-run home run in the fourth inning. The A's get their second consecutive complete game in Game 2 as Steve McCatty pitches a six-hitter in the A's 2-1 win. Tony Armas had a RBI double in the first inning, and after the Royals tied the game in the fifth, Armas added a RBI double in the eighth for the win. The A's complete the sweep with a 4-1 win in Oakland in Game 3. Armas had a RBI single in the first and three Kansas City errors led to a run in the third. After the Royals scored a run in the fourth, Dave McKay homered and Dwayne Murphy had a RBI single in the bottom of the inning.

## FINAL STATISTICS

PLAYER	AVG	G	AB	R	H	TB	2B	3B	HR	RBI	SH	SF	HP	BB	IBB	SO	SB	CS	DP	E	SLG	OBP
Armas	.545	3	11	1	6	8	2	0	0	3	0	0	0	1	0	1	0	0	0	1	.727	.583
Bosetti	—	1	0	0	0	0	0	0	0	0	0	0	0	0	0	0	0	0	0	0	—	—
Drumright	.250	1	4	0	1	1	0	0	0	0	0	0	0	0	0	0	0	0	1	0	.250	.250
Gross	.400	2	5	1	2	5	0	0	1	3	0	0	0	0	0	0	0	0	0	0	1.000	.400
Heath	.000	2	8	0	0	0	0	0	0	0	0	0	0	0	0	1	0	0	0	0	.000	.000
Henderson	.182	3	11	3	2	2	0	0	0	0	0	0	0	2	0	0	2	0	0	0	.182	.308
Johnson	.286	2	7	0	2	3	1	0	0	1	0	0	0	0	0	1	0	0	0	0	.429	.286
Klutts	.143	2	7	0	1	1	0	0	0	0	1	0	0	0	0	1	0	0	0	0	.143	.143
McKay	.273	3	11	1	3	6	0	0	1	1	0	0	0	1	0	1	0	0	0	1	.545	.333
Moore	.000	2	8	0	0	0	0	0	0	0	0	0	0	0	0	2	0	0	0	0	.000	.000
Murphy	.545	3	11	4	6	10	1	0	1	2	0	0	0	1	0	1	0	1	0	0	.909	.583
Newman	.000	1	3	0	0	0	0	0	0	1	0	0	0	0	0	1	0	0	0	0	.000	.000
Picciolo	.333	1	3	0	1	1	0	0	0	0	0	0	0	0	0	0	0	0	0	0	.333	.333
Spencer	.250	1	4	0	1	2	1	0	0	0	0	0	0	0	0	0	0	0	0	0	.500	.250
Stanley	.000	3	6	0	0	0	0	0	0	0	0	0	0	1	0	1	0	0	0	0	.000	.143
pitchers	—	0	0	0	0	0	0	0	0	0	0	0	0	0	0	0	0	0	0	1	—	—
<b>Totals</b>	<b>.253</b>	<b>3</b>	<b>99</b>	<b>10</b>	<b>25</b>	<b>39</b>	<b>5</b>	<b>0</b>	<b>3</b>	<b>9</b>	<b>3</b>	<b>0</b>	<b>0</b>	<b>6</b>	<b>0</b>	<b>10</b>	<b>2</b>	<b>1</b>	<b>1</b>	<b>3</b>	<b>.394</b>	<b>.295</b>

PITCHER	W	L	ERA	G	GS	CG	GF	SHO	SV	IP	H	R	ER	HR	HB	BB	IBB	SO	WP	BK	AVG
Beard	0	0	0.00	1	0	0	1	0	1	1.1	0	0	0	0	0	0	0	2	0	0	.000
Langford	1	0	1.23	1	1	0	0	0	0	7.1	10	1	1	0	0	0	0	3	0	0	.333
McCatty	1	0	1.00	1	1	0	0	0	0	9.0	6	1	1	0	0	4	0	3	0	0	.188
Norris	1	0	0.00	1	1	1	0	1	0	9.0	4	0	0	0	0	3	0	2	0	0	.129
Underwood	0	0	0.00	1	0	0	0	0	0	0.1	0	0	0	0	0	0	0	1	0	0	.000
<b>Totals</b>	<b>3</b>	<b>0</b>	<b>0.67</b>	<b>3</b>	<b>3</b>	<b>2</b>	<b>1</b>	<b>1</b>	<b>1</b>	<b>27.0</b>	<b>20</b>	<b>2</b>	<b>2</b>	<b>0</b>	<b>0</b>	<b>7</b>	<b>0</b>	<b>11</b>	<b>0</b>	<b>0</b>	<b>.204</b>

**Game 1 — October 6**  
Oakland 4, Kansas City 0

Oakland	ab	r	h	bi
Henderson lf	4	0	0	0
Murphy cf	3	2	2	1
Drumright dh	4	0	1	0
Armas rf	4	1	1	0
Gross 3b	4	1	2	3
Spencer 1b	4	0	1	0
Heath c	4	0	0	0
McKay 2b	4	0	1	0
Stanley ss	4	0	0	0
<b>Totals</b>	<b>35</b>	<b>4</b>	<b>8</b>	<b>4</b>

Kansas City	ab	r	h	bi
Wilson lf	4	0	1	0
White 2b	3	0	0	0
Brett 3b	4	0	0	0
Aikens 1b	4	0	1	0
Otis cf	4	0	0	0
McRae dh	4	0	0	0
Hurdle rf	3	0	1	0
Wathan c	2	0	0	0
Washington ss	3	0	1	0
<b>Totals</b>	<b>31</b>	<b>0</b>	<b>4</b>	<b>0</b>

Oakland	000	300	010	4	8	2
Kansas City	000	000	000	0	4	1

E — Norris, Brett, McKay. DP — Oakland 2, Kansas City 1. LOB — Oakland 5, Kansas City 7. 2B — Spencer. HR — Gross, Murphy.

Oakland	ip	h	r	er	bb	so
Norris (W)	9.0	4	0	0	3	2
<b>Kansas City</b>	<b>ip</b>	<b>h</b>	<b>r</b>	<b>er</b>	<b>bb</b>	<b>so</b>
Leonard (L)	8.0	7	4	1	1	3
Martin	1.0	1	0	0	0	0

T — 2:35. A — 40,592

Umpires — Maloney, Brinkman, Palermo, Denkinger, Evans, McKean.

**Game 2 — October 7**  
Oakland 2, Kansas City 1

Oakland	ab	r	h	bi
Henderson lf	5	0	0	0
Murphy cf	4	2	2	0
Johnson dh	3	0	1	0
Armas rf	4	0	4	2
Bosetti pr-rf	0	0	0	0
Kluttz 3b	3	0	1	0
Moore 1b	4	0	0	0
McKay 2b	4	0	1	0
Newman c	3	0	0	0
Picciole ss	3	0	1	0
Gross ph	1	0	0	0
Stanley ss	0	0	0	0
<b>Totals</b>	<b>34</b>	<b>2</b>	<b>10</b>	<b>2</b>

Kansas City	ab	r	h	bi
Wilson lf	5	0	1	1
White 2b	4	0	0	0
Brett 3b	4	0	1	0
Aikens 1b	1	0	0	0
Geronimo pr	0	0	0	0
May 1b	0	0	0	0
Otis cf	4	0	0	0
McRae dh	3	0	0	0
Hurdle rf	4	0	1	0
Wathan c	4	1	2	0
Washington ss	3	0	1	0
<b>Totals</b>	<b>32</b>	<b>1</b>	<b>6</b>	<b>1</b>

Oakland	100	000	010	2	10	1
Kansas City	000	010	000	1	6	0

E — Armas. LOB — Oakland 8, Kansas City 9. 2B — Johnson, Armas 2. SB — Henderson. S — Kluttz, Washington, Johnson, Newman.

Oakland	ip	h	r	er	bb	so
McCatty (W)	9.0	6	1	1	4	3
<b>Boston</b>	<b>ip</b>	<b>h</b>	<b>r</b>	<b>er</b>	<b>bb</b>	<b>so</b>
Jones (L)	8.0	9	2	2	0	2
Quisenberry	1.0	1	0	0	0	0

T — 2:50. A — 40,274

Umpires — Brinkman, Palermo, Denkinger, Evans, McKean, Maloney.

**Game 3 — October 9**  
Oakland 4, Kansas City 1

Kansas City	ab	r	h	bi
Wilson lf	4	0	2	0
White 2b	4	1	2	0
Brett 3b	4	0	1	0
Aikens 1b	4	0	2	0
Otis cf	4	0	0	1
McRae dh	4	0	1	0
Hurdle rf	4	0	1	0
Wathan c	4	0	1	0
Washington ss	3	0	0	0
<b>Totals</b>	<b>35</b>	<b>1</b>	<b>10</b>	<b>1</b>

Oakland	ab	r	h	bi
Henderson lf	2	3	2	0
Murphy cf	4	0	2	1
Johnson dh	4	0	1	0
Armas rf	3	0	1	1
Kluttz 3b	4	0	0	0
Moore 1b	4	0	0	0
Heath c	4	0	0	0
McKay 2b	3	1	1	1
Stanley ss	2	0	0	0
<b>Totals</b>	<b>30</b>	<b>4</b>	<b>7</b>	<b>3</b>

Kansas City	000	100	000	1	10	3
Oakland	101	200	00x	4	7	0

E — Washington, White, Wathan. DP — Oakland 1. LOB — Kansas City 7, Oakland 7. 2B — McRae, Murphy. HR — McKay. SB — Henderson.

Kansas City	ip	h	r	er	bb	so
Gura (L)	3.2	7	4	3	3	3
Martin	4.1	0	0	0	2	2
<b>Oakland</b>	<b>ip</b>	<b>h</b>	<b>r</b>	<b>er</b>	<b>bb</b>	<b>so</b>
Langford (W)	7.1	10	1	1	0	3
Underwood	0.1	0	0	0	0	1
Beard (S)	1.1	0	0	0	0	2

T — 2:59. A — 40,002

Umpires — Palermo, Denkinger, Evans, McKean, Maloney, Brinkman.



# 1981 ALCS

The A's are swept by the New York Yankees in three games in their first ALCS appearance in seven years. The A's are outscored 20-4 in the three-game set, compiling a .222 batting average while allowing a 6.84 ERA. Rickey Henderson provides most of the offense as he is 4-for-11 with two doubles, a triple, an RBI and two stolen bases.

The Yankees score three times in the first inning off A's starter Mike Norris in Game 1 en route to a 3-1 victory. Dwayne Murphy drives in Rob Picciolo with the A's lone run in the first inning. The A's take a 3-1 lead in Game 2 before New York scores seven times in the bottom of the fourth inning to take an 8-3 lead. Steve McCatty takes the loss, allowing five runs on six hits in 3 1/3 innings and all five A's pitchers allow at least one run. The Yankees then clinch the series with a 4-0 victory in Game 3 as Dave Righetti, Ron Davis and Rich Gossage combine to blank the A's on five hits.

## FINAL STATISTICS

PLAYER	AVG	G	AB	R	H	TB	2B	3B	HR	RBI	SH	SF	HP	BB	IBB	SO	SB	CS	DP	E	SLG	OBP
Armas	.167	3	12	0	2	2	0	0	0	0	0	0	0	0	0	5	0	0	1	0	.167	.167
Bosetti	.250	2	4	1	1	2	1	0	0	0	0	0	0	0	0	1	0	0	0	0	.500	.250
Davis	1.000	1	1	0	1	1	0	0	0	0	0	0	0	0	0	0	0	0	0	0	1.000	1.000
Drumright	.000	3	4	0	0	0	0	0	0	0	0	0	0	1	1	0	0	0	0	0	.000	.200
Gross	.000	3	5	0	0	0	0	0	0	0	0	0	0	0	0	0	0	0	0	0	.000	.000
Heath	.333	3	6	1	2	2	0	0	0	0	0	0	0	0	0	1	0	0	0	0	.333	.333
Henderson	.364	3	11	0	4	8	2	1	0	1	0	0	0	1	0	2	2	0	1	1	.727	.417
Johnson	.000	2	6	0	0	0	0	0	0	0	0	0	0	2	0	2	0	0	0	0	.000	.250
Klutts	.429	3	7	1	3	3	0	0	0	0	0	0	0	0	0	1	0	0	0	1	.429	.429
McKay	.273	3	11	0	3	3	0	0	0	1	0	0	0	0	0	2	0	0	1	1	.273	.273
Moore	.250	3	8	0	2	2	0	0	0	0	0	0	0	0	0	1	0	0	1	0	.250	.250
Murphy	.250	3	8	0	2	3	1	0	0	1	0	0	0	2	0	3	0	0	1	0	.375	.400
Newman	.000	2	5	0	0	0	0	0	0	0	0	0	0	0	0	2	0	0	1	0	.000	.000
Picciolo	.200	2	5	1	1	1	0	0	0	0	0	0	0	0	0	2	0	0	0	1	.200	.200
Spencer	.000	2	3	0	0	0	0	0	0	0	0	0	0	0	0	0	0	0	0	0	.000	.000
Stanley	.333	2	3	0	1	1	0	0	0	1	0	0	0	0	0	1	0	0	0	0	.333	.333
<b>Totals</b>	<b>.222</b>	<b>3</b>	<b>99</b>	<b>4</b>	<b>22</b>	<b>28</b>	<b>4</b>	<b>1</b>	<b>0</b>	<b>4</b>	<b>0</b>	<b>0</b>	<b>0</b>	<b>6</b>	<b>1</b>	<b>23</b>	<b>2</b>	<b>0</b>	<b>6</b>	<b>4</b>	<b>.283</b>	<b>.267</b>
PITCHER	W	L	ERA	G	GS	CG	GF	SHO	SV	IP	H	R	ER	HR	HB	BB	IBB	SO	WP	BK	AVG	
Beard	0	0	40.50	1	0	0	0	0	0	0.2	5	3	3	1	0	0	0	0	0	0	.714	
Jones	0	0	4.50	1	0	0	0	0	0	2.0	2	1	1	0	1	1	0	0	0	0	.250	
Keough	0	1	1.08	1	1	0	0	0	0	8.1	7	2	1	1	0	6	0	4	1	0	.219	
Kingman	0	0	81.00	1	0	0	0	0	0	0.1	3	3	3	0	0	0	0	0	0	0	.750	
McCatty	0	1	13.50	1	1	0	0	0	0	3.1	6	5	5	0	1	2	0	2	0	0	.375	
Norris	0	1	3.68	1	1	0	0	0	0	7.1	6	3	3	0	2	0	4	0	0	0	.222	
Owchinko	0	0	5.40	1	0	0	1	0	0	1.2	3	1	1	1	0	0	0	0	0	0	.429	
Underwood	0	0	13.50	2	0	0	2	0	0	1.1	4	2	2	0	0	2	0	0	0	0	.667	
<b>Team Totals</b>	<b>0</b>	<b>3</b>	<b>6.84</b>	<b>3</b>	<b>3</b>	<b>0</b>	<b>3</b>	<b>0</b>	<b>0</b>	<b>25.0</b>	<b>36</b>	<b>20</b>	<b>19</b>	<b>3</b>	<b>2</b>	<b>13</b>	<b>0</b>	<b>10</b>	<b>1</b>	<b>0</b>	<b>.336</b>	

**Game 1 — October 13**  
New York 3, Oakland 1

**Game 2 — October 14**  
New York 13, Oakland 3

**Game 3 — October 15**  
New York 4, Oakland 0

Oakland	ab	r	h	bi
Henderson lf	4	0	2	0
Murphy cf	2	0	0	1
Johnson dh	3	0	0	0
Armas rf	4	0	1	0
Kluttz 3b	3	0	2	0
Gross ph-3b	1	0	0	0
Moore 1b	4	0	0	0
Newman c	2	0	0	0
Drumright ph	1	0	0	0
Heath c	1	0	0	0
McKay 2b	4	0	0	0
Picciolo ss	3	1	1	0
<b>Totals</b>	<b>32</b>	<b>1</b>	<b>6</b>	<b>1</b>

Oakland	ab	r	h	bi
Henderson lf	5	0	1	1
Murphy cf	5	0	2	0
Moore 1b	2	0	0	0
Spencer ph-1b	2	0	0	0
Armas rf	4	0	0	0
Kluttz 3b	2	1	1	0
Gross ph-3b	2	0	0	0
Heath c	4	1	2	0
McKay 2b	4	0	2	1
Bosetti dh	1	1	1	0
Drumright ph-dh	2	0	0	0
Stanley ss	3	0	1	1
Davis ph	1	0	1	0
<b>Totals</b>	<b>37</b>	<b>3</b>	<b>11</b>	<b>3</b>

New York	ab	r	h	bi
Mumphrey cf	3	0	1	0
Milbourne ss	4	1	1	0
Winfield lf	5	0	0	0
Murcer dh	3	0	1	0
Piniella ph-dh	1	1	1	0
Gamble rf	1	0	0	0
Foote ph	1	0	1	0
Brown pr-rf	0	1	0	0
Nettles 3b	5	0	1	3
Watson 1b	5	0	1	0
Cerone c	4	0	1	0
Randolph 2b	4	1	2	1
<b>Totals</b>	<b>36</b>	<b>4</b>	<b>10</b>	<b>4</b>

New York	ab	r	h	bi
Mumphrey cf	4	0	1	0
Milbourne ss	4	1	3	0
Winfield lf	3	0	0	0
Jackson rf	3	1	0	0
Gamble dh	2	1	0	0
Piniella ph-dh	1	0	1	0
Nettles 3b	3	0	1	3
Watson 1b	3	0	1	0
Brown pr	0	0	0	0
Revering 1b	1	0	0	0
Cerone c	2	0	0	0
Randolph 2b	3	0	0	0
<b>Totals</b>	<b>29</b>	<b>3</b>	<b>7</b>	<b>3</b>

New York	ab	r	h	bi
Mumphrey cf	5	2	4	0
Milbourne ss	5	2	2	1
Robertson ph-ss	1	0	0	0
Winfield lf	5	2	2	2
Jackson rf	1	0	0	1
Piniella rf	3	1	1	3
Brown rf	1	1	1	0
Gamble dh	3	1	1	1
Nettles 3b	4	2	4	3
Rodriguez 3b	0	0	0	0
Watson 1b	4	0	1	1
Revering 1b	1	0	1	0
Cerone c	4	1	0	0
Foote c	0	0	0	0
Randolph 2b	5	1	2	1
<b>Totals</b>	<b>42</b>	<b>13</b>	<b>19</b>	<b>13</b>

Oakland	ab	r	h	bi
Henderson lf	2	0	1	0
Heath lf	1	0	0	0
Murphy cf	1	0	0	0
Bosetti ph-cf	3	0	0	0
Johnson dh	3	0	0	0
Armas rf	4	0	1	0
Kluttz 3b	2	0	0	0
Gross ph-3b	2	0	0	0
Moore 1b	2	0	2	0
Spencer ph-1b	1	0	0	0
McKay 2b	3	0	1	0
Newman c	3	0	0	0
Picciolo ss	2	0	0	0
Drumright ph	1	0	0	0
Stanley ss	0	0	0	0
<b>Totals</b>	<b>30</b>	<b>0</b>	<b>5</b>	<b>0</b>

Oakland	000	010	000	1	6	1
New York	300	000	00x	3	7	1

E — Nettles, Henderson. DP — New York 2. LOB — Oakland 7, New York 7. 2B — Nettles, Henderson 2. SB — Jackson. S — Cerone.

Oakland	001	200	000	3	11	1
New York	100	701	40x	13	19	0

E — Kluttz. DP — New York 2. LOB — Oakland 8, New York 11. 2B — Mumphrey, Bosetti, Winfield, Murphy. 3B — Henderson. HR — Piniella, Nettles. SB — Winfield. SF — Gamble.

Oakland	ip	h	r	er	bb	so
McCatty (L)	3.1	6	5	5	2	2
Beard	0.2	5	3	3	0	0
Jones	2.0	2	1	1	1	0
Kingman	0.1	3	3	3	0	0
Owchinko	1.2	3	1	1	0	0
<b>New York</b>	<b>ip</b>	<b>h</b>	<b>r</b>	<b>er</b>	<b>bb</b>	<b>so</b>
May	3.1	6	3	3	0	5
Frazier (W)	5.2	5	0	0	1	5

WP — Frazier. PB — Cerone. HBP — by McCatty (Cerone), by Jones (Nettles). T — 3:08. A — 48,497. Umpires — Goetz, Neudecker, Springstead, Merrill, Voltaggio and Bremigan.

New York	000	001	003	4	10	0
Oakland	000	000	000	0	5	2

E — Picciolo, McKay. DP — New York 2, Oakland 1. LOB — New York 12, Oakland 5. 2B — Nettles. HR — Randolph. SB — Henderson 2. S — Milbourne.

New York	ip	h	r	er	bb	so
Righetti (W)	6.0	4	0	0	2	4
Davis	2.0	0	0	0	0	1
Gossage	1.0	1	0	0	0	2
<b>Oakland</b>	<b>ip</b>	<b>h</b>	<b>r</b>	<b>er</b>	<b>bb</b>	<b>so</b>
Keough (L)	8.1	7	2	1	6	4
Underwood	0.2	3	2	2	0	0

WP — Keough. T — 3:19. A — 47,302. Umpires — Neudecker, Springstead, Merrill, Voltaggio, Bremigan and Goetz.

T — 2:52. A — 55,740

Umpires — Bremigan, Goetz, Neudecker, Springstead, Merrill and Voltaggio.

# 1988 ALCS

The A's sweep the Boston Red Sox in four games to win their first American League pennant in 14 years. The A's hit .299 in the series and the pitching staff posts a 2.00 ERA while holding the Red Sox to a .206 batting average. Dennis Eckersley was named ALCS MVP after saving all four games and the bullpen recorded three of the wins. Dave Henderson hit .375 and Jose Canseco hit three of the A's seven home runs.

Jose Canseco homers in the fourth inning of Game 1 but Dave Henderson provides the game-winning single in the eighth inning in the A's 2-1 victory. Game 2 is a scoreless tie until the Red Sox score twice in the sixth off Storm Davis but Jose Canseco hit a two-run home run and Mark McGwire added a RBI single in the seventh to give the A's a 3-2 lead. After the Red Sox tie the game, Walt Weiss has the game-winning RBI single in the ninth. The A's outscore the Red Sox 10-6 in Game 3 as Carney Lansford, McGwire and Ron Hassey have three hits each while Hassey drives in three runs. The A's clinch the series with a 4-1 win in Game 4 as Dave Stewart allows one run in seven innings for the win. Jose Canseco homered in the first and Dave Henderson had an RBI single in the third before the A's score two insurance runs in the eighth.

## FINAL STATISTICS

PLAYER	AVG	G	AB	R	H	TB	2B	3B	HR	RBI	SH	SF	HP	BB	IBB	SO	SB	CS	DP	E	SLG	OBP
Baylor	.000	2	6	0	0	0	0	0	0	1	0	1	0	1	0	2	0	0	0	0	.000	.125
Canseco	.313	4	16	4	5	15	1	0	3	4	0	0	0	1	0	2	1	1	1	0	.938	.353
Gallego	.083	4	12	1	1	1	0	0	0	0	0	0	0	0	0	3	0	0	0	0	.083	.083
Hassey	.500	4	8	2	4	8	1	0	1	3	0	0	0	1	1	1	0	0	0	0	1.000	.556
Henderson	.375	4	16	2	6	10	1	0	1	4	0	0	0	1	0	7	0	0	0	2	.625	.412
Javier	.500	2	4	0	2	2	0	0	0	1	0	0	0	1	1	0	0	0	0	0	.500	.600
Lansford	.294	4	17	4	5	9	1	0	1	2	0	0	0	0	0	2	0	1	0	0	.529	.294
McGwire	.333	4	15	4	5	8	0	0	1	3	0	0	0	1	1	5	0	0	0	0	.533	.375
Parker	.250	3	12	1	3	4	1	0	0	0	0	0	0	0	0	4	0	0	0	1	.333	.250
Phillips	.286	2	7	0	2	3	1	0	0	0	0	0	0	1	0	3	0	0	0	0	.429	.375
Polonia	.400	3	5	0	2	2	0	0	0	0	0	0	0	1	0	2	0	1	0	0	.400	.500
Steinbach	.250	2	4	0	1	1	0	0	0	0	0	0	0	2	0	0	0	0	0	0	.250	.500
Weiss	.333	4	15	2	5	7	2	0	0	2	0	0	0	0	0	4	0	0	0	0	.467	.333
<b>Totals</b>	<b>.299</b>	<b>4</b>	<b>137</b>	<b>20</b>	<b>41</b>	<b>70</b>	<b>8</b>	<b>0</b>	<b>7</b>	<b>20</b>	<b>0</b>	<b>1</b>	<b>0</b>	<b>10</b>	<b>3</b>	<b>35</b>	<b>1</b>	<b>3</b>	<b>1</b>	<b>3</b>	<b>.511</b>	<b>.345</b>

PITCHER	W	L	ERA	G	GS	CG	GF	SHO	SV	IP	H	R	ER	HR	HB	BB	IBB	SO	WP	BK	AVG
Cadaret	0	0	27.00	1	0	0	0	0	0	0.1	1	1	1	1	0	0	0	0	0	0	.500
Davis	0	0	0.00	1	1	0	0	0	0	6.1	2	2	0	0	0	5	0	4	1	0	.100
Eckersley	0	0	0.00	4	0	0	4	0	4	6.0	1	0	0	0	0	2	0	5	0	0	.053
Honeycutt	1	0	0.00	3	0	0	0	0	0	2.0	0	0	0	0	0	2	0	0	0	0	.000
Nelson	2	0	0.00	2	0	0	0	0	0	4.2	5	0	0	0	0	1	0	0	0	0	.294
Plunk	0	0	0.00	1	0	0	0	0	0	0.1	1	0	0	0	0	0	0	1	0	0	.500
Stewart	1	0	1.35	2	2	0	0	0	0	13.1	9	2	2	0	1	6	0	11	0	0	.188
Welch	0	0	27.00	1	1	0	0	0	0	1.2	6	5	5	1	0	2	0	0	0	0	1.667
Young	0	0	0.00	1	0	0	0	0	0	1.1	1	1	0	0	0	0	0	2	0	0	.200
<b>Totals</b>	<b>4</b>	<b>0</b>	<b>2.00</b>	<b>4</b>	<b>4</b>	<b>0</b>	<b>4</b>	<b>0</b>	<b>4</b>	<b>36.0</b>	<b>26</b>	<b>11</b>	<b>8</b>	<b>2</b>	<b>1</b>	<b>18</b>	<b>0</b>	<b>23</b>	<b>1</b>	<b>1</b>	<b>.206</b>

**Game 1 — October 5**  
Oakland 2, Boston 1

**Game 2 — October 6**  
Oakland 4, Boston 3

**Game 3 — October 8**  
Oakland 10, Boston 6

Oakland	ab	r	h	bi
Lansford 3b	4	1	1	0
Henderson cf	4	0	2	0
Canseco rf	4	1	1	1
McGwire 1b	4	0	0	0
Steinbach c	2	0	1	0
Hassey c	1	0	0	0
Baylor dh	3	0	0	0
Polonia pr	0	0	0	0
Phillips lf	3	0	0	0
Gallego 2b	4	0	0	0
Weiss ss	3	0	1	0
<b>Totals</b>	<b>32</b>	<b>2</b>	<b>6</b>	<b>2</b>

Oakland	ab	r	h	bi
Polonia lf	5	0	2	0
Gallego 2b	0	0	0	0
Henderson cf	3	1	1	0
Canseco rf	4	1	1	2
Parker dh	4	0	1	0
Lansford 3b	4	1	0	0
Hassey c	4	1	1	0
McGwire 1b	4	0	1	1
Phillips 2b-lf	4	0	2	0
Weiss ss	4	0	1	1
<b>Totals</b>	<b>36</b>	<b>4</b>	<b>10</b>	<b>4</b>

Boston	ab	r	h	bi
Burks cf	5	2	2	0
Barrett 2b	4	1	1	0
Boggs 3b	4	2	3	2
Greenwell lf	5	1	2	3
Rice dh	5	0	0	0
Evans rf	2	0	1	1
Gedman c	3	0	2	0
Reed ss	3	0	1	0
Benzinger 1b	3	0	0	0
Parrish ph-1b	1	0	0	0
<b>Totals</b>	<b>35</b>	<b>6</b>	<b>12</b>	<b>6</b>

Boston	ab	r	h	bi
Boggs 3b	4	0	1	1
Barrett 2b	4	0	0	0
Evans rf	4	0	1	0
Greenwell lf	3	0	0	0
Benzinger 1b	4	0	0	0
Burks cf	4	0	0	0
Rice dh	2	0	1	0
Romine pr	0	1	0	0
Parrish ph	1	0	0	0
Reed ss	2	0	1	0
Gedman c	3	0	2	0
Romero pr	0	0	0	0
<b>Totals</b>	<b>31</b>	<b>1</b>	<b>6</b>	<b>1</b>

Boston	ab	r	h	bi
Boggs 3b	3	0	0	0
Barrett 2b	4	0	0	0
Evans rf	3	1	0	0
Greenwell lf	2	1	0	0
Rice dh	4	0	1	0
Romine pr	0	0	0	0
Burks cf	4	0	1	1
Benzinger 1b	3	0	1	0
Reed ss	2	0	0	0
Parrish ph	1	0	0	0
Gedman c	4	1	1	1
<b>Totals</b>	<b>30</b>	<b>3</b>	<b>4</b>	<b>2</b>

Oakland	ab	r	h	bi
Lansford 3b	5	2	3	2
Henderson cf	5	1	2	2
Canseco rf	4	0	0	0
Parker dh	5	1	1	0
McGwire 1b	4	3	3	1
Hassey c	3	1	3	3
Javier lf	3	0	1	1
Gallego 2b	4	1	1	0
Weiss ss	4	1	1	1
<b>Totals</b>	<b>37</b>	<b>10</b>	<b>15</b>	<b>10</b>

Oakland	000	100	010	2	6	0
Boston	000	000	100	1	6	0

**DP** – Oakland 1, Boston 1. **LOB** – Oakland 6, Boston 9. **2B** – Weiss, Evans, Lansford, Reed. **HR** – Canseco. **SF** – Boggs.

Oakland	ip	h	r	er	bb	so
Stewart	6.1	5	1	1	3	6
Honeycutt (W)	0.2	0	0	0	0	0
Eckersley (Sv)	2.0	1	0	0	1	3
<b>Boston</b>	<b>ip</b>	<b>h</b>	<b>r</b>	<b>er</b>	<b>bb</b>	<b>so</b>
Hurst (L)	9.0	6	2	2	3	7

**PB** – Steinbach. **HBP** – by Stewart (Reed). **T** – 2:44. **A** – 34,104

Oakland	000	000	301	4	10	1
Boston	000	002	100	3	4	1

**E** – Clemens, Henderson. **DP** – Oakland 1. **LOB** – Oakland 6, Boston 6. **2B** – Phillips. **HR** – Canseco, Gedman. **S** – Reed.

Oakland	ip	h	r	er	bb	so
Davis	6.1	2	2	0	5	4
Cadaret	0.1	1	1	1	0	0
Nelson (W)	1.1	1	0	0	0	0
Eckersley (Sv)	1.0	0	0	0	0	0
<b>Boston</b>	<b>ip</b>	<b>h</b>	<b>r</b>	<b>er</b>	<b>bb</b>	<b>so</b>
Clemens	7.0	6	3	3	0	8
Stanley	0.1	1	0	0	1	0
Smith (L)	1.2	3	1	1	0	1

**WP** – Davis, Clemens. **Balk** – Clemens. **PB** – Gedman. **T** – 3:14. **A** – 34,605

Boston	320	000	100	6	12	0
Oakland	042	010	12x	10	15	1

**E** – Henderson. **DP** – Boston 1, Oakland 2. **LOB** – Boston 8, Oakland 6. **2B** – Greenwell, Burks, Weiss, Hassey, Parker. **HR** – Greenwell, McGwire, Lansford, Hassey, Henderson. **S** – Barrett. **SF** – Boggs.

Boston	ip	h	r	er	bb	so
Boddicker (L)	2.2	8	6	6	1	2
Gardner	4.2	6	3	3	2	8
Stanley	0.2	1	1	1	0	0
<b>Oakland</b>	<b>ip</b>	<b>h</b>	<b>r</b>	<b>er</b>	<b>bb</b>	<b>so</b>
Welch	1.2	6	5	5	2	0
Nelson (W)	3.1	4	0	0	1	0
Young	1.1	1	1	0	0	2
Plunk	0.1	1	0	0	0	1
Honeycutt	0.1	0	0	0	1	0
Eckersley (Sv)	2.0	0	0	0	0	2

Honeycutt pitched to one batter in the 8th. **Balk** – Welch. **T** – 3:14. **A** – 49,261

Game 4 — October 9  
Oakland 4, Boston 1

Boston	ab	r	h	bi
Boggs 3b	2	0	1	0
Greenwell lf	4	0	1	0
Rice dh	2	0	0	1
Owen ph	0	0	0	0
Evans rf	3	0	0	0
Benzinger ph	1	0	0	0
Gedman c	4	0	0	0
Reed ss	4	0	1	0
Parrish ph	3	0	0	0
<b>Totals</b>	<b>30</b>	<b>1</b>	<b>4</b>	<b>1</b>

Oakland	ab	r	h	bi
Lansford 3b	4	0	1	0
Henderson cf	4	0	1	1
Canseco rf	4	2	3	1
McGwire 1b	3	1	1	1
Parker lf	3	0	1	0
Javier pr-lf	1	0	1	0
Steinbach c	2	0	0	0
Polonia ph	0	0	0	0
Hassey c	0	0	0	0
Baylor dh	3	0	0	1
Gallego 2b	4	0	0	0
Weiss ss	4	1	2	0
<b>Totals</b>	<b>32</b>	<b>4</b>	<b>10</b>	<b>4</b>

Boston	000	001	000	1	4	0
Oakland	101	000	02x	4	10	1

E – Parker. **DP** – Oakland 1. **LOB** – Boston 7, Oakland 8. **2B** – Henderson, Canseco. **HR** – Canseco. **SB** – Canseco. **SF** – Baylor.

Boston	ip	h	r	er	bb	so
Hurst (L)	4.0	4	2	2	2	5
Smithson	2.1	3	0	0	0	1
Smith	1.2	3	2	2	1	3
Oakland	ip	h	r	er	bb	so
Stewart (W)	7.0	4	1	1	3	5
Honeycutt	1.0	0	0	0	1	0
Eckersley (Sv)	1.0	0	0	0	1	0

Stewart pitched to one batter in the 8th.  
T – 2:55. A – 49,406

# 1988 WORLD SERIES

The A's return to the World Series for the first time in 14 years when they also met the Dodgers. After winning the series in five games in 1974, the A's lose to the Dodgers in five games in 1988. The A's hit just .177 in the series and are outscored 21-11 in the five games. Jose Canseco collects just one hit in the series but leads the A's with five RBI. Storm Davis loses twice and posts an 11.25 ERA.

Canseco hits a grand slam in the second inning of Game 1 to give the A's a 4-2 lead before Kirk Gibson hits a pinch-hit, two-out, two-run home run in the bottom of the ninth to lift the Dodgers to a 5-4 win. Orel Hershiser shuts out the A's on three hits in a 6-0 Los Angeles win in Game 2. Davis allows six runs in 3.1 innings and Dave Parker has all three of the A's hits. The series moves to Oakland for Game 3 and the A's get their only win of the series when Mark McGwire breaks a 1-1 tie with a one-out home run in the bottom of the ninth. The Dodgers score two runs in the first inning of Game 4 and lead the rest of the way in a 4-3 win. Dave Henderson collects four hits. Hershiser clinches World Series MVP honors by tossing a four-hitter in Game 5 to defeat the A's 5-2.

## FINAL STATISTICS

PLAYER	AVG	G	AB	R	H	TB	2B	3B	HR	RBI	SH	SF	HP	BB	IBB	SO	SB	CS	DP	E	SLG	OBP
Baylor	.000	1	1	0	0	0	0	0	0	0	0	0	0	0	0	1	0	0	0	0	.000	.000
Canseco	.053	5	19	1	1	4	0	0	1	5	0	0	1	2	0	5	1	0	0	0	.211	.182
Davis	.000	2	1	0	0	0	0	0	0	0	0	0	0	0	0	1	0	0	0	0	.000	.000
Gallego	—	1	0	0	0	0	0	0	0	0	0	0	0	0	0	0	0	0	0	0	—	—
Hassey	.250	5	8	0	2	2	0	0	0	1	0	0	0	3	0	3	0	0	0	0	.250	.455
Henderson	.300	5	20	1	6	8	2	0	0	1	0	0	0	2	0	7	0	0	0	0	.400	.364
Hubbard	.250	4	12	2	3	3	0	0	0	0	0	0	0	1	0	2	1	0	0	1	.250	.308
Javier	.500	3	4	0	2	2	0	0	0	2	0	1	0	0	0	1	0	0	0	0	.500	.400
Lansford	.167	5	18	2	3	3	0	0	0	1	0	0	0	2	0	2	0	0	0	0	.167	.250
McGwire	.059	5	17	1	1	4	0	0	1	1	0	0	0	3	1	4	0	0	2	0	.235	.200
Parker	.200	4	15	0	3	3	0	0	0	0	0	0	0	2	0	4	0	0	0	0	.200	.294
Phillips	.250	2	4	1	1	1	0	0	0	0	0	0	0	1	0	2	0	0	0	0	.250	.400
Polonia	.111	3	9	1	1	1	0	0	0	0	0	0	0	0	0	2	0	0	0	0	.111	.111
Steinbach	.364	3	11	0	4	5	1	0	0	0	0	0	0	0	0	2	0	0	0	0	.455	.364
Stewart	.000	2	3	1	0	0	0	0	0	0	0	0	0	1	0	3	0	0	0	0	.000	.250
Weiss	.063	5	16	1	1	1	0	0	0	0	1	0	0	0	0	2	1	0	0	1	.063	.063
<b>Totals</b>	<b>.177</b>	<b>5</b>	<b>158</b>	<b>11</b>	<b>28</b>	<b>37</b>	<b>3</b>	<b>0</b>	<b>2</b>	<b>11</b>	<b>1</b>	<b>1</b>	<b>1</b>	<b>17</b>	<b>1</b>	<b>41</b>	<b>3</b>	<b>0</b>	<b>2</b>	<b>2</b>	<b>.234</b>	<b>.260</b>

PITCHER	W	L	ERA	G	GS	CG	GF	SHO	SV	IP	H	R	ER	HR	HB	BB	IBB	SO	WP	BK	AVG
Burns	0	0	0.00	1	0	0	1	0	0	0.1	0	0	0	0	0	0	0	0	0	0	.000
Cadaret	0	0	0.00	3	0	0	0	0	0	2.0	2	0	0	0	0	0	0	3	0	0	.250
Davis	0	2	11.25	2	2	0	0	0	0	8.0	14	10	10	3	0	1	0	7	0	0	.389
Eckersley	0	1	10.80	2	0	0	2	0	0	1.2	2	2	2	1	0	1	0	2	0	0	.333
Honeycutt	1	0	0.00	3	0	0	2	0	0	3.1	0	0	0	0	0	0	0	5	0	0	.000
Nelson	0	0	1.42	3	0	0	0	0	0	6.1	4	1	1	0	0	3	0	3	0	0	.174
Plunk	0	0	0.00	2	0	0	0	0	0	1.2	0	0	0	0	0	0	0	3	0	0	.000
Stewart	0	1	3.14	2	2	0	0	0	0	14.1	12	7	5	1	1	5	0	5	1	1	.222
Welch	0	0	1.80	1	1	0	0	0	0	5.0	6	1	1	0	0	3	0	8	0	0	.300
Young	0	0	0.00	1	0	0	0	0	0	1.0	1	0	0	0	0	0	0	0	0	0	.250
<b>Totals</b>	<b>1</b>	<b>4</b>	<b>3.92</b>	<b>5</b>	<b>5</b>	<b>0</b>	<b>5</b>	<b>0</b>	<b>0</b>	<b>43.2</b>	<b>41</b>	<b>21</b>	<b>19</b>	<b>5</b>	<b>1</b>	<b>13</b>	<b>0</b>	<b>36</b>	<b>1</b>	<b>1</b>	<b>.246</b>

**Game 1 — October 15**  
Los Angeles 5, Oakland 4

**Game 2 — October 16**  
Los Angeles 5, Oakland 0

**Game 3 — October 18**  
Oakland 2, Los Angeles 1

Oakland	ab	r	h	bi	Oakland	ab	r	h	bi	Los Angeles	ab	r	h	bi
Lansford 3b	4	1	0	0	Lansford 3b	3	0	0	0	Sax 2b	5	0	1	0
Henderson cf	5	0	2	0	Henderson cf	4	0	0	0	Stubbs 1b	4	0	1	1
Canseco rf	4	1	1	4	Canseco rf	4	0	0	0	Woodson ph-1b	1	0	0	0
Parker lf	2	0	0	0	Parker lf	4	0	3	0	Hatcher lf-rf	4	0	1	0
Javier pr-lf	1	0	1	0	McGwire 1b	3	0	0	0	Marshall rf	1	0	0	0
McGwire 1b	3	0	0	0	Hassey c	3	0	0	0	Heep ph-lf	3	0	1	0
Steinbach c	4	0	1	0	Hubbard 2b	2	0	0	0	Shelby cf	3	0	2	0
Hassey c	0	0	0	0	Weiss ss	3	0	0	0	M. Davis dh	2	0	0	0
Hubbard 2b	4	1	2	0	S. Davis p	1	0	0	0	Anderson ph	1	0	0	0
Weiss ss	4	0	0	0	Nelson p	0	0	0	0	Scioscia c	4	0	1	0
Stewart p	3	1	0	0	Polonia ph	1	0	0	0	Hamilton 3b	3	1	1	0
Eckersley p	0	0	0	0	Young p	0	0	0	0	Griffin ss	3	0	0	0
<b>Totals</b>	<b>34</b>	<b>4</b>	<b>7</b>	<b>4</b>	Plunk p	0	0	0	0	<b>Totals</b>	<b>34</b>	<b>1</b>	<b>8</b>	<b>1</b>
					Baylor ph	1	0	0	0					
<b>Los Angeles</b>	<b>ab</b>	<b>r</b>	<b>h</b>	<b>bi</b>	Honeycutt p	0	0	0	0	<b>Oakland</b>	<b>ab</b>	<b>r</b>	<b>h</b>	<b>bi</b>
Sax 2b	3	1	1	0	<b>Totals</b>	<b>29</b>	<b>0</b>	<b>3</b>	<b>0</b>	<b>Phillips lf</b>	<b>1</b>	<b>0</b>	<b>0</b>	<b>0</b>
Stubbs 1b	4	0	0	0						Polonia ph-lf	3	0	0	0
Hatcher lf	3	1	1	2	<b>Los Angeles</b>	<b>ab</b>	<b>r</b>	<b>h</b>	<b>bi</b>	Henderson cf	4	0	0	0
Marshall rf	4	1	1	0	Sax 2b	4	1	1	0	Canseco rf	4	0	0	0
Shelby cf	4	0	1	0	Stubbs 1b	2	1	1	1	McGwire 1b	4	1	1	1
Scioscia c	4	0	1	1	Woodson ph-1b	1	0	0	0	Steinbach dh	3	0	2	0
Hamilton 3b	4	0	0	0	Hatcher lf	4	1	2	1	Lansford 3b	3	0	0	0
Griffin ss	2	0	1	0	Marshall rf	4	1	2	3	Hubbard 2b	3	1	1	0
M. Davis ph	0	1	0	0	Gonzalez rf	0	0	0	0	Hassey c	1	0	1	1
Belcher p	0	0	0	0	Shelby cf	4	0	0	0	Weiss ss	3	0	0	0
Heep ph	1	0	0	0	Scioscia c	4	0	0	0	<b>Totals</b>	<b>29</b>	<b>2</b>	<b>5</b>	<b>2</b>
Leary p	0	0	0	0	Hamilton 3b	4	0	0	0					
Woodson ph	1	0	0	0	Griffin ss	4	1	1	0					
Holton p	0	0	0	0	Hershiser p	3	1	3	1					
Gonzalez ph	1	0	0	0	<b>Totals</b>	<b>34</b>	<b>6</b>	<b>10</b>	<b>6</b>					
Pena p	0	0	0	0										
Gibson ph	1	1	1	2	Oakland	000	000	000	0 3 0					
<b>Totals</b>	<b>32</b>	<b>5</b>	<b>7</b>	<b>5</b>	Los Angeles	005	100	00x	6 10 1					

Two outs when winning run scored.  
Oakland 040 000 000 4 7 0  
Los Angeles 200 001 002 5 7 0

**DP** – Oakland 1. **LOB** – Oakland 10, Los Angeles 5. **2B** – Henderson. **HR** – Hatcher, Canseco, Gibson. **SB** – Canseco, Sax, M. Davis.

Oakland	ip	h	r	er	bb	so
Stewart	8.0	6	3	3	2	5
Eckersley (L)	0.2	1	2	2	1	1
Los Angeles	ip	h	r	er	bb	so
Belcher	2.0	3	4	4	4	3
Leary	3.0	3	0	0	1	3
Holton	2.0	0	0	0	1	0
Pena (W)	2.0	1	0	0	0	3

**WP** – Stewart. **HBP** – by Belcher (Canseco), by Stewart (Sax). **Balk** – Stewart.  
T – 3:04. A – 55,983  
**Umpires** – Harvey, Merrill, Froemming, Cousins, Crawford, McCoy.

**E** – Hamilton. **DP** – Los Angeles 2. **LOB** – Oakland 4, Los Angeles 5. **2B** – Hershiser 2. **3B** – Marshall. **HR** – Marshall. **SB** – Weiss.

Oakland	ip	h	r	er	bb	so
S. Davis (L)	3.1	8	6	6	0	2
Nelson	1.2	1	0	0	1	1
Young	1.0	1	0	0	0	0
Plunk	1.0	0	0	0	0	3
Honeycutt	1.0	0	0	0	0	2
Los Angeles	ip	h	r	er	bb	so
Hershiser (W)	9.0	3	0	0	2	8

T – 2:30. A – 56,051  
**Umpires** – Merrill, Froemming, Cousins, Crawford, McCoy and Harvey.

One out when winning run scored.  
Los Angeles 000 010 000 1 8 1  
Oakland 001 000 001 2 5 0

**E** – Scioscia. **DP** – Los Angeles 1. **LOB** – Los Angeles 10, Oakland 4. **2B** – Steinbach, Stubbs, Heep, Hatcher. **HR** – McGwire. **SB** – Hubbard, Shelby. **S** – Griffin.

Los Angeles	ip	h	r	er	bb	so
Tudor	1.1	0	0	0	0	1
Leary	3.2	3	1	1	1	1
Pena	3.0	1	0	0	1	4
J. Howell (L)	0.1	1	1	1	0	0
Oakland	ip	h	r	er	bb	so
Welch	5.0	6	1	1	3	8
Cadaret	0.1	0	0	0	0	0
Nelson	1.2	2	0	0	0	1
Honeycutt (W)	2.0	0	0	0	0	3

Welch pitched to three batters in the 6th. Nelson pitched to one batter in the 8th.  
**Balk** – Leary.  
T – 3:21. A – 49,316  
**Umpires** – Froemming, Cousins, Crawford, McCoy, Harvey and Merrill.

**Game 4 — October 19**  
Los Angeles 4, Oakland 3

Los Angeles	ab	r	h	bi
Sax 2b	4	1	1	0
Stubbs 1b	3	1	1	0
Woodson ph-1b	1	0	0	1
Hatcher lf	4	1	1	0
Marshall rf	0	0	0	0
M. Davis rf	3	0	0	0
Gonzalez ph	1	0	0	0
Shelby cf	4	0	1	1
Scioscia c	2	0	1	0
Dempsey c	1	0	0	0
Heep dh	4	0	1	0
Hamilton 3b	4	0	1	0
Griffin ss	3	1	1	0
<b>Totals</b>	<b>34</b>	<b>4</b>	<b>8</b>	<b>2</b>

Oakland	ab	r	h	bi
Polonia lf	5	1	1	0
Henderson cf	5	1	4	1
Javier pr	0	0	0	0
Canseco rf	3	0	0	1
Parker dh	5	0	0	0
McGwire 1b	3	0	0	0
Lansford 3b	4	0	1	1
Steinbach c	4	0	1	0
Hubbard 2b	3	0	0	0
Hassey ph-c	1	0	1	0
Gallego pr-2b	0	0	0	0
Weiss ss	4	1	1	0
<b>Totals</b>	<b>37</b>	<b>3</b>	<b>9</b>	<b>3</b>

Los Angeles	201	000	100	4	8	2
Oakland	100	001	100	3	9	2

**E** – Hubbard, Weiss, Griffin. **LOB** – Los Angeles 6, Oakland 10. **2B** – Stubbs, Henderson, Shelby. **SB** – M. Davis. **CS** – Heep, Scioscia, Griffin.

Los Angeles	ip	h	r	er	bb	so
Belcher (W)	6.2	7	3	2	2	7
J. Howell (Sv)	2.1	2	0	0	1	2
Oakland	ip	h	r	er	bb	so
Stewart (L)	6.1	6	4	2	3	0
Cadaret	1.2	1	0	0	0	3
Eckersley	1.0	1	0	0	0	1

**PB** – Steinbach, Scioscia. **Balk** – Leary.  
**T** – 3:05. **A** – 49,317

**Umpires** – Cousins, Crawford, McCoy, Harvey, Vey, Merrill and Froemming.

**Game 5 — October 20**  
Los Angeles 5, Oakland 2

Los Angeles	ab	r	h	bi
Sax 2b	4	0	2	0
Stubbs 1b	4	1	2	0
Hatcher lf	4	2	2	2
Gonzalez lf	0	0	0	0
Marshall rf	4	0	0	0
Shelby cf	3	0	0	0
M. Davis dh	2	2	1	2
Dempsey c	4	0	1	1
Hamilton 3b	4	0	0	0
Griffin ss	4	0	0	0
<b>Totals</b>	<b>33</b>	<b>5</b>	<b>8</b>	<b>5</b>

Oakland	ab	r	h	bi
Javier lf	3	0	1	2
Henderson cf	2	0	0	0
Canseco rf	4	0	0	0
Parker dh	4	0	0	0
McGwire 1b	4	0	0	0
Hassey c	3	0	0	0
Lansford 3b	4	1	2	0
Phillips 2b	3	1	1	0
Weiss ss	2	0	0	0
<b>Totals</b>	<b>29</b>	<b>2</b>	<b>4</b>	<b>2</b>

Los Angeles	200	201	000	5	8	0
Oakland	001	000	010	2	4	0

**DP** – Oakland 1. **LOB** – Los Angeles 4, Oakland 6. **2B** – Dempsey. **HR** – Hatcher, M. Davis. **CS** – Sax. **S** – Weiss. **SF** – Javier.

Los Angeles	ip	h	r	er	bb	so
Hershiser (W)	9.0	4	2	2	4	9
Oakland	ip	h	r	er	bb	so
S. Davis (L)	4.2	6	4	4	1	5
Cadaret	0.0	1	0	0	0	0
Nelson	3.0	1	1	1	2	1
Honeycutt	0.1	0	0	0	0	0
Plunk	0.2	0	0	0	0	0
Burns	0.1	0	0	0	0	0

Cadaret pitched to one batter in the 5th.

**WP** – Hershiser.

**T** – 2:51. **A** – 49,317

**Umpires** – Crawford, McCoy, Harvey, Merrill, Froemming and Cousins.



# 1989 ALCS

The A's win their second consecutive American League Pennant by defeating Toronto, four games to one. Rickey Henderson runs away with ALCS MVP honors, batting .400 with eight runs scored, two home runs, five RBI and eight stolen bases in the five game series. Dave Parker also homers twice, Dave Stewart wins both of his starts and Dennis Eckersley saves three of the A's four wins.

The A's win Game 1 by a 7-3 score, but were trailing 3-2 entering the sixth. Mark McGwire ties the game with a solo home run and Henderson breaks up a double play that leads to two more runs. Stewart and Eckersley do not allow a hit after a fourth inning home run by Ernie Whitt. Henderson goes 2-for-2 with two walks, two runs and four steals to lead the A's to a 6-3 win in Game 2 as Mike Moore allows just one unearned run in seven innings for the win. The series moves to Toronto for Game 3 and the Blue Jays record a 7-3 win, scoring six runs off Storm Davis after the A's build a 3-0 lead. Jose Canseco hits a home run into the fifth deck at Skydome to highlight the A's 6-5 win in Game 4. Henderson hits two home runs and also drives in four runs. The A's then clinch the series with a 4-3 win in Game 5, building a 4-0 lead before holding on as the Blue Jays score two in the eighth and three in the ninth. Stewart picks up the win and the A's offense collects just four hits.

## FINAL STATISTICS

PLAYER	AVG	G	AB	R	H	TB	2B	3B	HR	RBI	SH	SF	HP	BB	IBB	SO	SB	CS	DP	E	SLG	OBP
Blankenship	—	1	0	0	0	0	0	0	0	0	0	0	0	0	0	0	0	0	0	0	—	—
Canseco	.294	5	17	1	5	8	0	0	1	3	0	0	0	3	0	7	0	2	0	1	.471	.400
Gallego	.273	4	11	3	3	4	1	0	0	1	2	0	0	0	0	2	0	0	0	0	.364	.273
Hassey	.167	2	6	0	1	1	0	0	0	1	0	1	0	1	0	2	0	0	0	1	.167	.250
Henderson, D	.263	5	19	4	5	11	3	0	1	1	0	0	0	2	0	5	0	0	0	0	.579	.333
Henderson, R	.400	5	15	8	6	15	1	1	2	5	0	0	1	7	0	0	8	1	0	1	1.000	.609
Javier	.000	1	2	0	0	0	0	0	0	0	0	0	0	0	0	1	0	0	0	0	.000	.000
Lansford	.455	3	11	2	5	5	0	0	0	4	0	0	0	2	0	1	2	0	0	0	.455	.538
McGwire	.389	5	18	3	7	11	1	0	1	3	0	1	0	1	0	4	0	0	1	1	.611	.400
Parker	.188	4	16	2	3	9	0	0	2	3	0	0	0	0	0	0	0	0	0	0	.563	.188
Phelps	1.000	1	1	0	1	2	1	0	0	0	0	0	0	0	0	0	0	0	0	0	2.000	1.000
Phillips	.167	5	18	1	3	4	1	0	0	1	0	0	0	2	0	4	2	0	0	0	.222	.250
Steinbach	.200	4	15	0	3	3	0	0	0	1	0	0	0	1	0	5	0	0	0	0	.200	.250
Weiss	.111	4	9	2	1	2	1	0	0	0	1	0	0	1	0	1	1	0	0	0	.222	.200
<b>Totals</b>	<b>.272</b>	<b>5</b>	<b>158</b>	<b>26</b>	<b>43</b>	<b>75</b>	<b>9</b>	<b>1</b>	<b>7</b>	<b>23</b>	<b>3</b>	<b>2</b>	<b>1</b>	<b>20</b>	<b>0</b>	<b>32</b>	<b>13</b>	<b>3</b>	<b>2</b>	<b>3</b>	<b>.475</b>	<b>.354</b>

PITCHER	W	L	ERA	G	GS	CG	GF	SHO	SV	IP	H	R	ER	HR	HB	BB	IBB	SO	WP	BK	AVG
Davis	0	1	7.11	1	1	0	0	0	0	6.1	5	6	5	0	0	2	1	3	0	0	.227
Eckersley	0	0	1.59	4	0	0	4	0	3	5.2	4	1	1	0	0	0	0	2	0	0	.211
Honeycutt	0	0	32.40	3	0	0	0	0	0	1.2	6	6	6	0	0	5	0	1	1	0	.545
Moore	1	0	0.00	1	1	0	0	0	0	7.0	3	1	0	0	0	2	0	3	0	0	.125
Nelson	0	0	0.00	1	0	0	0	0	0	1.1	1	0	0	0	0	0	0	2	0	0	.250
Stewart	2	0	2.81	2	2	0	0	0	0	16.0	13	5	5	3	0	3	0	9	0	0	.224
Welch	1	0	3.18	1	1	0	0	0	0	5.2	8	2	2	0	0	1	0	4	0	0	.308
Young	0	0	0.00	1	0	0	1	0	0	0.1	0	0	0	0	0	2	0	0	0	0	.000
<b>Totals</b>	<b>4</b>	<b>1</b>	<b>3.89</b>	<b>5</b>	<b>5</b>	<b>0</b>	<b>5</b>	<b>0</b>	<b>3</b>	<b>44.0</b>	<b>40</b>	<b>21</b>	<b>19</b>	<b>3</b>	<b>0</b>	<b>15</b>	<b>1</b>	<b>24</b>	<b>1</b>	<b>0</b>	<b>.242</b>

**Game 1 — October 3**  
Oakland 7, Toronto 3

**Game 2 — October 4**  
Oakland 6, Toronto 3

**Game 3 — October 6**  
Toronto 7, Oakland 3

Toronto	ab	r	h	bi
Moseby cf	4	0	0	0
Wilson rf	3	0	1	0
McGriff 1b	4	0	0	0
Bell lf	4	1	1	0
Fernandez ss	4	1	1	0
Whitt c	3	1	1	2
Gruber 3b	3	0	0	0
Mazzilli dh	3	0	0	0
Liriano 2b	2	0	1	1
<b>Totals</b>	<b>30</b>	<b>3</b>	<b>5</b>	<b>3</b>

Oakland	ab	r	h	bi
R. Henderson lf	2	1	0	0
Lansford 3b	5	1	2	2
Canseco rf	4	0	0	0
Parker dh	4	0	1	1
D. Henderson cf	4	1	2	1
McGwire 1b	4	1	1	1
Steinbach c	4	0	1	0
Phillips 2b	3	1	2	0
Gallego ss	4	2	2	0
<b>Totals</b>	<b>34</b>	<b>7</b>	<b>11</b>	<b>5</b>

Toronto	020	100	000	3	5	1
Oakland	010	013	02x	7	11	0

E — Liriano. **DP** — Oakland 1. **LOB** — Toronto 4, Oakland 8. **2B** — Phillips, Gallego. **HR** — D. Henderson, Whitt, McGwire. **SB** — R. Henderson 2, Fernandez, Liriano, Wilson, Lansford, Phillips. **SF** — Whitt.

Toronto	ip	h	r	er	bb	so
Stieb (L)	5.1	8	4	4	2	6
Acker	1.2	1	1	0	0	1
Ward	1.0	2	2	2	2	2
Oakland	ip	h	r	er	bb	so
Stewart (W)	8.0	5	3	3	3	6
Eckersley	1.0	0	0	0	0	0

**WP** — Ward. **PB** — Whitt. **HBP** — by Acker (R. Henderson).  
T — 2:52. **A** — 49,435  
**Umpires** — Phillips, Morrison, Ford, Cousins, Palermo and Reed.

Toronto	ab	r	h	bi
Moseby cf	3	2	1	0
Wilson rf	3	0	1	0
McGriff 1b	4	0	1	2
Bell lf	4	0	1	0
Fernandez ss	3	0	0	0
Whitt c	4	0	0	0
Gruber 3b	4	0	0	0
Mazzilli dh	4	0	0	0
Liriano 2b	2	1	1	0
<b>Totals</b>	<b>31</b>	<b>3</b>	<b>5</b>	<b>2</b>

Oakland	ab	r	h	bi
R. Henderson lf	2	2	2	0
Lansford 3b	3	1	1	1
Parker dh	4	1	1	1
McGwire 1b	4	1	3	1
D. Henderson cf	4	1	1	0
Hassey c	2	0	0	1
Phillips 2b	4	0	1	1
Javier rf	2	0	0	0
Canseco ph-rf	1	0	0	0
Weiss ss	3	0	0	0
<b>Totals</b>	<b>29</b>	<b>6</b>	<b>9</b>	<b>5</b>

Toronto	001	000	020	3	5	1
Oakland	000	203	10x	6	9	1

E — McGwire, McGriff. **DP** — Toronto 2, Oakland 1. **LOB** — Toronto 5, Oakland 5. **2B** — McGwire, D. Henderson. **HR** — Parker. **SB** — Fernandez, R. Henderson 4, Liriano, Phillips, Lansford. **SF** — Hassey.

Toronto	ip	h	r	er	bb	so
Stottlymyre (L)	5.0	7	4	4	2	3
Acker	0.1	2	1	1	0	0
Wells	1.0	0	1	0	2	1
Henke	0.2	0	0	0	0	1
Cerutti	1.0	0	0	0	1	0
Oakland	ip	h	r	er	bb	so
Moore (W)	7.0	3	1	0	2	3
Honeycutt	0.0	1	2	2	2	0
Eckersley (Sv)	2.0	1	0	0	0	0

Stottlymyre pitched to two batters in the 6th. Honeycutt pitched to three batters in the 8th.  
**PB** — Hassey.  
T — 3:20. **A** — 49,444  
**Umpires** — Morrison, Ford, Cousins, Palermo, Reed and Phillips.

Oakland	ab	r	h	bi
R. Henderson lf	4	2	1	0
Lansford 3b	3	0	2	1
Blankenship 2b	0	0	0	0
Canseco rf	4	0	2	0
McGwire 1b	2	0	0	1
D. Henderson cf	4	0	1	0
Steinbach c	4	0	0	0
Parker dh	4	1	1	1
Phillips 2b-3b	4	0	0	0
Gallego ss	2	0	0	0
Phelps ph	1	0	1	0
Weiss pr-ss	1	0	0	0
<b>Totals</b>	<b>33</b>	<b>3</b>	<b>8</b>	<b>3</b>

Toronto	ab	r	h	bi
Moseby cf	2	1	0	1
Wilson rf	4	1	2	1
McGriff 1b	4	1	1	0
Bell dh	3	0	0	1
Fernandez ss	4	2	2	1
Whitt c	3	0	1	1
Gruber 3b	2	1	0	0
Lee 2b	4	1	1	0
Felix rf	3	0	1	1
<b>Totals</b>	<b>29</b>	<b>7</b>	<b>8</b>	<b>6</b>

Oakland	101	100	000	3	8	1
Toronto	000	400	30x	7	8	0

E — Canseco. **DP** — Oakland 1, Toronto 1. **LOB** — Oakland 7, Toronto 4. **2B** — R. Henderson, Fernandez 2, D. Henderson, Phelps. **HR** — Parker. **SB** — R. Henderson. **SF** — McGwire, Bell.

Oakland	ip	h	r	er	bb	so
Davis (L)	6.1	5	6	5	2	3
Honeycutt	0.0	2	1	1	1	0
Nelson	1.1	1	0	0	0	2
M. Young	0.1	0	0	0	2	0
Toronto	ip	h	r	er	bb	so
Key (W)	6.0	7	3	3	2	2
Acker	2.0	1	0	0	1	1
Henke	1.0	0	0	0	0	1

Honeycutt pitched to three batters in the 7th.  
T — 2:54. **A** — 50,268  
**Umpires** — Ford, Cousins, Palermo, Reed, Phillips and Morrison.

**Game 4 — October 7**  
Oakland 6, Toronto 5

**Game 5 — October 8**  
Oakland 4, Toronto 3

Oakland	ab	r	h	bi	Oakland	ab	r	h	bi
R. Henderson lf	4	2	2	4	R. Henderson lf	3	1	1	1
D. Henderson cf	4	1	1	0	Phillips 3b	4	0	0	0
Canseco rf	5	1	2	2	Canseco rf	3	0	1	1
McGwire 1b	4	0	2	0	Parker dh	4	0	0	0
Steinbach c	3	0	1	0	D. Henderson cf	3	1	0	0
Phillips 3b	3	0	0	0	McGwire 1b	4	1	1	0
Hassey c	4	0	1	0	Steinbach c	4	0	1	1
Gallego 2b	4	1	1	0	Weiss ss	2	1	0	0
Weiss ss	3	1	1	0	Gallego 2b	1	0	0	0
<b>Totals</b>	<b>34</b>	<b>6</b>	<b>11</b>	<b>6</b>	<b>Totals</b>	<b>28</b>	<b>4</b>	<b>4</b>	<b>4</b>

Toronto	ab	r	h	bi	Toronto	ab	r	h	bi		
Moseby cf	3	0	2	0	Moseby cf	4	1	2	1		
Wilson lf	5	1	1	1	Wilson lf	4	0	0	0		
McGriff 1b	5	0	1	1	McGriff 1b	4	0	0	0		
Bell dh	5	0	0	0	Bell dh	4	1	2	1		
Fernandez ss	5	2	2	0	Fernandez ss	4	1	2	0		
Whitt c	2	0	0	0	Whitt c	4	0	0	0		
Borders ph-c	1	0	1	1	Gruber 3b	3	0	1	1		
Mulliniks ph	1	0	0	0	Felix rf	4	0	1	0		
Gruber 3b	5	1	4	0	Liriano 2b	3	0	1	0		
Lee 2b	4	1	1	0	<b>Totals</b>	<b>34</b>	<b>3</b>	<b>9</b>	<b>3</b>		
Mazzilli ph	1	0	0	0	Oakland	101	000	200	4	4	0
Felix rf	4	0	1	2	Toronto	000	000	012	3	9	0
<b>Totals</b>	<b>41</b>	<b>5</b>	<b>13</b>	<b>5</b>							

Oakland	003	020	100	6	11	1
Toronto	000	101	120	5	13	0

E — R. Henderson. DP — Toronto 2. LOB — Oakland 6, Toronto 12. 2B — Weiss, Felix, D. Henderson, Fernandez. HR — R. Henderson 2, Canseco. SB — Moseby, Gruber, Weiss, Fernandez. S — Weiss.

Oakland	ip	h	r	er	bb	so
Welch (W)	5.2	8	2	2	1	4
Honeycutt	1.2	3	3	3	2	1
Eckersley (Sv)	1.2	2	0	0	0	1
Toronto	ip	h	r	er	bb	so
Flanagan (L)	4.1	7	5	5	1	3
Ward	2.2	4	1	1	1	3
Cerutti	1.2	0	0	0	2	1
Acker	0.1	0	0	0	0	0

WP — Honeycutt.

T — 3:29. A — 50,076

Umpires — Cousins, Palermo, Reed, Phillips, Morrison and Ford.

DP — Oakland 1. LOB — Oakland 3, Toronto 5. 2B — Gruber. 3B — R. Henderson. HR — Moseby, Bell. SB — R. Henderson, Liriano, Fernandez 2. S — Gallego 2. SF — Gruber.

Oakland	ip	h	r	er	bb	so
Stewart (W)	8.0	8	2	2	0	3
Eckersley (Sv)	1.0	1	1	1	0	1
Toronto	ip	h	r	er	bb	so
Stieb (L)	6.0	4	4	4	4	4
Acker	2.0	0	0	0	0	2
Henke	1.0	0	0	0	0	1

Stieb pitched to three batters in the 7th. Stewart pitched to one batter in the 9th.

T — 2:52. A — 50,024

Umpires — Palermo, Reed, Phillips, Morrison, Ford and Cousins.

# 1989 WORLD SERIES

Oakland sweeps San Francisco for the A's first World Championship in 15 years in a series halted 12 days after an earthquake struck just prior to Game 3. The A's outscore the Giants 32-14 in the four-game set, hitting nine home runs and batting .301. Dave Stewart earns series MVP honors with two wins and a 1.69 ERA, Mike Moore wins the other two games and Rickey Henderson hits .474.

Stewart tosses a five-hit shutout in Game 1 as the A's win 5-0 in Oakland. The A's score three times in the second and Dave Parker and Walt Weiss hit solo home runs in the third and fourth innings. Moore and the A's bullpen hold the Giants to one run in a 5-1 victory in Game 2. With the score tied 1-1 after three innings, the A's break the game open with a four-run fourth, highlighted by Terry Steinbach's three-run homer. The series moves to San Francisco for Game 3 and the A's outslug the Giants 13-7. Dave Henderson homers twice and Tony Phillips, Jose Canseco and Carney Lansford also homer as the A's tie a series record with five home runs. Moore picks up the win in the A's 9-6 win in Game 4 and also adds a two-run double. Rickey Henderson homers and collects three hits as the A's lead 8-0 entering the bottom of the sixth.

## FINAL STATISTICS

PLAYER	AVG	G	AB	R	H	TB	2B	3B	HR	RBI	SH	SF	HP	BB	IBB	SO	SB	CS	DP	E	SLG	OBP
Blankenship	.500	1	2	1	1	1	0	0	0	0	0	0	0	0	0	0	0	0	0	0	.500	.500
Canseco	.357	4	14	5	5	8	0	0	1	3	0	0	0	4	1	3	1	0	0	0	.571	.500
Gallego	.000	2	1	0	0	0	0	0	0	0	0	0	0	0	0	0	0	0	0	0	.000	.000
Henderson, D	.308	4	13	6	4	12	2	0	2	4	0	0	1	4	0	3	0	0	1	0	.923	.500
Henderson, R	.474	4	19	4	9	17	1	2	1	3	0	0	0	2	0	2	3	1	0	0	.895	.524
Javier	—	1	0	0	0	0	0	0	0	0	0	0	0	0	0	0	0	0	0	0	—	—
Lansford	.438	4	16	5	7	11	1	0	1	4	0	0	0	3	0	1	0	0	1	0	.688	.526
McGwire	.294	4	17	0	5	6	1	0	0	1	0	0	0	1	0	3	0	0	0	0	.353	.333
Moore	.333	2	3	1	1	2	1	0	0	2	0	0	0	0	0	1	0	0	0	0	.667	.333
Parker	.222	3	9	2	2	6	1	0	1	2	0	0	0	0	0	2	0	0	0	0	.667	.222
Phelps	.000	1	1	0	0	0	0	0	0	0	0	0	0	0	0	0	0	0	0	0	.000	.000
Phillips	.235	4	17	2	4	8	1	0	1	3	0	0	0	0	0	3	0	0	0	0	.471	.235
Steinbach	.250	4	16	3	4	9	0	1	1	7	0	0	0	2	0	1	0	0	0	0	.563	.333
Stewart	.000	2	3	0	0	0	0	0	0	0	0	0	0	0	0	1	0	0	0	1	.000	.000
Weiss	.133	4	15	3	2	5	0	0	1	1	0	0	0	2	2	2	0	0	0	0	.333	.235
<b>Totals</b>	<b>.301</b>	<b>4</b>	<b>146</b>	<b>32</b>	<b>44</b>	<b>85</b>	<b>8</b>	<b>3</b>	<b>9</b>	<b>30</b>	<b>0</b>	<b>0</b>	<b>1</b>	<b>18</b>	<b>3</b>	<b>22</b>	<b>4</b>	<b>1</b>	<b>2</b>	<b>1</b>	<b>.582</b>	<b>.382</b>

PITCHER	W	L	ERA	G	GS	CG	GF	SHO	SV	IP	H	R	ER	HR	HB	BB	IBB	SO	WP	BK	AVG
Burns	0	0	0.00	2	0	0	1	0	0	1.2	1	0	0	0	0	1	0	0	0	0	.167
Eckersley	0	0	0.00	2	0	0	2	0	1	1.2	0	0	0	0	0	0	0	0	0	0	.000
Honeycutt	0	0	6.75	3	0	0	0	0	0	2.2	4	2	2	0	0	0	0	2	0	0	.364
Moore	2	0	2.08	2	2	0	0	0	0	13.0	9	3	3	1	0	3	0	10	2	0	.196
Nelson	0	0	54.00	2	0	0	0	0	0	1.0	4	6	6	2	0	2	0	1	0	0	.571
Stewart	2	0	1.69	2	2	1	0	1	0	16.0	10	3	3	1	0	2	0	14	0	0	.169
<b>Totals</b>	<b>4</b>	<b>0</b>	<b>3.50</b>	<b>4</b>	<b>4</b>	<b>1</b>	<b>3</b>	<b>1</b>	<b>1</b>	<b>36.0</b>	<b>28</b>	<b>14</b>	<b>14</b>	<b>4</b>	<b>0</b>	<b>8</b>	<b>0</b>	<b>27</b>	<b>2</b>	<b>0</b>	<b>.209</b>

**Game 1 — October 14**  
Oakland 5, San Francisco 0

**Game 2 — October 15**  
Oakland 5, San Francisco 1

**Game 3 — October 27**  
Oakland 13, San Francisco 7

San Francisco	ab	r	h	bi
Butler cf	4	0	0	0
Thompson 2b	4	0	0	0
Clark 1b	4	0	2	0
Mitchell lf	4	0	2	0
Williams 3b-ss	4	0	0	0
Riles dh	4	0	0	0
Maldonado rf	4	0	0	0
Kennedy c	3	0	0	0
Uribe ss	2	0	1	0
Oberkfell ph	0	0	0	0
<b>Totals</b>	<b>33</b>	<b>0</b>	<b>5</b>	<b>0</b>

Oakland	ab	r	h	bi
R. Henderson lf	5	0	2	1
Lansford 3b	5	0	1	0
Gallego 2b	0	0	0	0
Canseco rf	3	0	0	0
Parker dh	4	1	1	1
D. Henderson cf	3	1	0	0
McGwire 1b	4	0	3	0
Steinbach c	4	1	1	0
Phillips 2b-3b	4	1	2	1
Weiss ss	4	1	1	1
<b>Totals</b>	<b>36</b>	<b>5</b>	<b>11</b>	<b>4</b>

San Francisco000	000	000	0	5	1	
Oakland	031	100	00x	5	11	1

**E** – Stewart, Kennedy. **LOB** – San Francisco 7, Oakland 9. **2B** – Clark. **HR** – Parker, Weiss.

San Francisco	ip	h	r	er	bb	so
Garrelts (L)	4.0	7	5	4	1	5
Hammaker	1.2	3	0	0	0	2
Brantley	1.1	1	0	0	1	0
LaCoss	1.0	0	0	0	0	1
Oakland	ip	h	r	er	bb	so
Stewart (W)	9.0	5	0	0	1	6

**PB** – Steinbach.  
**T** – 2:45. **A** – 49,385  
**Umpires** – Garcia, Runge, Voltaggio, Rennert, Clark and Gregg.

San Francisco	ab	r	h	bi
Butler cf	2	0	1	0
Thompson 2b	3	0	0	1
Clark 1b	4	0	0	0
Mitchell lf	4	0	1	0
Williams 3b-ss	4	0	0	0
Riles dh	3	0	0	0
Maldonado rf	3	0	0	0
Kennedy c	3	0	1	0
Uribe ss	2	1	0	0
Oberkfell ph-3b	1	0	1	0
<b>Totals</b>	<b>29</b>	<b>1</b>	<b>4</b>	<b>1</b>

Oakland	ab	r	h	bi
R. Henderson lf	3	1	3	0
Lansford 3b	3	0	1	1
Canseco rf	2	1	0	0
Parker dh	4	1	1	1
D. Henderson cf	3	1	0	0
McGwire 1b	4	0	1	0
Steinbach c	4	1	1	3
Phillips 2b	3	0	0	0
Weiss ss	3	0	0	0
<b>Totals</b>	<b>29</b>	<b>5</b>	<b>7</b>	<b>5</b>

San Francisco001	000	000	1	4	0	
Oakland	100	400	00x	5	7	0

**DP** – San Francisco 2, Oakland 1. **LOB** – San Francisco 4, Oakland 5. **2B** – Lansford, Parker, McGwire. **3B** – R. Henderson. **HR** – Steinbach. **SB** – R. Henderson, Butler 2. **CS** – R. Henderson. **SF** – Thompson.

San Francisco	ip	h	r	er	bb	so
Reuschel (L)	4.0	5	5	5	4	2
Downs	2.0	1	0	0	0	2
Lefferts	1.0	1	0	0	1	1
Bedrosian	1.0	0	0	0	0	2
Oakland	ip	h	r	er	bb	so
Moore (W)	7.0	4	1	1	2	7
Honeycutt	1.1	0	0	0	0	1
Eckersley	0.2	0	0	0	0	0

Reuschel pitched to two batters in the 5th. Moore pitched to one batter in the 8th.

**WP** – Moore 2. **T** – 2:47. **A** – 49,388  
**Umpires** – Runge, Voltaggio, Rennert, Clark, Gregg and Garcia.

Oakland	ab	r	h	bi
R. Henderson lf	5	1	1	0
Nelson p	0	0	0	0
Burns p	0	0	0	0
Lansford 3b	4	4	3	2
Honeycutt p	0	0	0	0
Gallego ph	1	0	0	0
Canseco rf	5	3	3	3
Javier rf	0	0	0	0
McGwire 1b	4	0	0	1
D. Henderson cf	4	2	3	4
Steinbach c	4	0	1	1
Phillips 2b-3b-lf	5	1	1	1
Weiss ss	5	1	1	0
Stewart p	3	0	0	0
Blankenship ph-2b	2	1	1	0
<b>Totals</b>	<b>42</b>	<b>13</b>	<b>14</b>	<b>12</b>

San Francisco	ab	r	h	bi
Butler cf	3	0	0	0
Nixon ph-cf	2	1	1	0
Thompson 2b	3	0	0	0
Litton ph-2b	2	0	2	1
Clark 1b	4	1	1	0
Mitchell lf	5	1	1	0
Oberkfell 3b	2	1	1	0
Williams ss	4	1	1	1
Kennedy c	3	0	1	2
Manwaring c	1	1	1	0
Sheridan rf	2	0	0	0
Brantley p	0	0	0	0
Riles ph	1	0	0	0
Hammaker p	0	0	0	0
Lefferts p	0	0	0	0
Bathe ph	1	1	1	3
Garrelts p	1	0	0	0
Downs p	0	0	0	0
Maldonado rf	3	0	0	0
<b>Totals</b>	<b>37</b>	<b>7</b>	<b>10</b>	<b>7</b>

Oakland	200	241	040	13	14	0
San Francisco010	200	004	7	10	3	0

**E** – Oberkfell, Mitchell, Lefferts. **DP** – San Francisco 1. **LOB** – Oakland 7, San Francisco 6. **2B** – D. Henderson, R. Henderson, Manwaring Litton. **HR** – Williams, D. Henderson 2, Phillips, Canseco, Lansford, Bathe. **SB** – R. Henderson 2.

Oakland	ip	h	r	er	bb	so
Stewart (W)	7.0	5	3	3	1	8
Honeycutt	1.0	1	0	0	0	1
Nelson	0.2	3	4	4	1	1
Burns	0.1	1	0	0	1	0
San Francisco	ip	h	r	er	bb	so
Garrelts (L)	3.1	6	4	4	0	3
Downs	1.0	2	4	4	2	1
Brantley	2.2	1	1	1	2	1
Hammaker	0.2	5	4	4	0	0
Lefferts	1.1	0	0	0	0	0

**HBP** – by Hammaker (D. Henderson). **Balk** – Brantley.  
**T** – 3:03. **A** – 62,038  
**Umpires** – Voltaggio, Rennert, Clark, Gregg, Garcia and Runge.

**Game 4 — October 28**  
**Oakland 9, San Francisco 6**

Oakland	ab	r	h	bi
R. Henderson lf	6	2	3	2
Lansford 3b	4	1	2	1
Canseco rf	4	1	2	0
McGwire 1b	5	0	1	0
D. Henderson cf	3	2	1	0
Steinbach c	4	1	1	3
Phillips 2b	5	0	1	1
Weiss ss	3	1	0	0
Moore p	3	1	1	2
Phelps ph	1	0	0	0
Nelson p	0	0	0	0
Honeycutt p	0	0	0	0
Burns p	0	0	0	0
Parker ph	1	0	0	0
Eckersley p	0	0	0	0
<b>Totals</b>	<b>39</b>	<b>9</b>	<b>12</b>	<b>9</b>

San Francisco	ab	r	h	bi
Butler cf	5	1	3	1
Oberkfell 3b	3	0	0	0
Thompson ph-2b	1	0	1	1
Bedrosian p	0	0	0	0
Clark 1b	4	1	1	0
Mitchell lf	4	1	1	2
Williams ss-3b	4	0	1	0
Kennedy c	3	1	0	0
Litton 2b-3b-2b	4	1	1	2
Nixon rf	3	0	0	0
Robinson p	0	0	0	0
LaCoss p	1	0	0	0
Bathe ph	1	0	0	0
Brantley p	0	0	0	0
Downs p	0	0	0	0
Maldonado ph	1	1	1	0
Lefferts p	0	0	0	0
Uribe ss	1	0	0	0
<b>Totals</b>	<b>35</b>	<b>6</b>	<b>9</b>	<b>6</b>

Oakland	130	031	010	9	12	0
San Francisco	000	002	400	6	9	0

**LOB** — Oakland 10, San Francisco 4. **2B** — D. Henderson, Moore, Phillips, Butler. **3B** — Steinbach, R. Henderson, Maldonado. **HR** — R. Henderson, Mitchell, Litton. **SB** — Canseco. **CS** — Butler.

Oakland	ip	h	r	er	bb	so
Moore (W)	6.0	5	2	2	1	3
Nelson	0.1	1	2	2	1	0
Honeycutt	0.1	3	2	2	0	0
Burns	1.1	0	0	0	0	0
Eckersley (Sv)	1.0	0	0	0	0	0
San Francisco	ip	h	r	er	bb	so
Robinson (L)	1.2	4	4	4	1	0
LaCoss	3.1	4	3	3	3	1
Brantley	0.1	3	1	1	0	0
Downs	1.2	0	0	0	0	1
Lefferts	0.1	1	1	1	1	0
Bedrosian	1.2	0	0	0	2	0

**HBP** — by Hammaker (D. Henderson). **Balk** — Brantley.

**T** — 3:07. **A** — 62,032

**Umpires** — Rennert, Clark, Gregg, Garcia, Runge and Voltaggio.

# 1990 ALCS

The A's sweep Boston in the American League Championship Series for the second time in the last three years and become the first team since the 1976-78 New York Yankees to win three straight pennants. The A's pitching staff held the Red Sox to four runs, one in each game, while the offense hit .299 with no home runs. Dave Stewart picked up two wins and posted a 1.13 ERA to earn ALCS MVP honors and Terry Steinbach (.455), Carney Lansford (.438) and Mike Gallego (.400) all hit .400.

Dave Stewart and Roger Clemens engaged in a pitchers duel in Game 1 and when Clemens left after six innings, the A's trailed 1-0. The A's then scored nine runs off the Sox bullpen, including seven in the ninth, to win 9-1. Rickey Henderson had three RBI, Lansford and Steinbach had three hits each and Stewart allows one run in eight innings. Boston again took a 1-0 lead in Game 2, but the A's scored four unanswered runs this time, tying the game on a Harold Baines RBI single in the fourth and taking the lead on a Baines ground out in the seventh. The series moves to Oakland for Game 3 and starts in a familiar way as Boston scores a run in the second before the A's score twice in the fourth and sixth innings to win 4-1. The A's finally score first in Game 4, scoring three times in the second highlighted by a two-run double by Mike Gallego. Dave Stewart pitches eight scoreless innings before allowing a run in the ninth and Rick Honeycutt gets the final three outs for the save in the A's 3-1 win.

## FINAL STATISTICS

PLAYER	AVG	G	AB	R	H	TB	2B	3B	HR	RBI	SH	SF	HP	BB	IBB	SO	SB	CS	DP	E	SLG	OBP
Baines	.357	4	14	2	5	6	1	0	0	3	1	0	0	2	2	1	1	0	1	0	.429	.438
Blankenship	—	3	0	1	0	0	0	0	0	0	0	0	0	0	0	0	1	0	0	0	—	—
Canseco	.182	4	11	3	2	2	0	0	0	1	0	1	0	5	0	5	2	0	0	0	.182	.412
Gallego	.400	4	10	1	4	5	1	0	0	2	0	0	1	1	0	1	0	1	0	0	.500	.500
Hassey	.333	2	3	0	1	1	0	0	0	0	0	0	1	2	0	0	0	0	0	1	.333	.667
Henderson, D	.167	2	6	0	1	1	0	0	0	1	0	1	1	0	0	2	1	0	1	0	.167	.250
Henderson, R	.294	4	17	1	5	5	0	0	0	3	0	1	0	1	0	2	2	1	0	0	.294	.316
Jennings	.000	1	1	0	0	0	0	0	0	0	0	0	0	0	0	0	0	0	0	0	.000	.000
Lansford	.438	4	16	2	7	8	1	0	0	2	2	0	0	0	0	1	0	0	0	0	.500	.438
McGee	.222	3	9	3	2	3	1	0	0	0	1	0	0	1	0	2	2	0	0	0	.333	.300
McGwire	.154	4	13	2	2	2	0	0	0	2	0	0	1	3	0	3	0	0	0	0	.154	.353
Quirk	1.000	1	1	0	1	1	0	0	0	0	0	0	0	0	0	0	0	0	0	0	1.000	1.000
Randolph	.375	4	8	1	3	3	0	0	0	3	0	0	0	1	0	0	0	0	1	0	.375	.444
Steinbach	.455	3	11	2	5	5	0	0	0	1	0	0	0	1	0	2	0	1	1	0	.455	.500
Weiss	.000	2	7	2	0	0	0	0	0	0	0	0	0	2	0	2	0	0	0	1	.000	.222
<b>Totals</b>	<b>.299</b>	<b>4</b>	<b>127</b>	<b>20</b>	<b>38</b>	<b>42</b>	<b>4</b>	<b>0</b>	<b>0</b>	<b>18</b>	<b>4</b>	<b>3</b>	<b>4</b>	<b>19</b>	<b>2</b>	<b>21</b>	<b>9</b>	<b>3</b>	<b>5</b>	<b>1</b>	<b>.331</b>	<b>.399</b>

PITCHER	W	L	ERA	G	GS	CG	GF	SHO	SV	IP	H	R	ER	HR	HB	BB	IBB	SO	WP	BK	AVG
Eckersley	0	0	0.00	3	0	0	3	0	2	3.1	2	0	0	0	0	0	0	3	0	0	.167
Honeycutt	0	0	0.00	3	0	0	1	0	1	1.2	0	0	0	0	0	0	0	0	0	0	.000
Moore	1	0	1.50	1	1	0	0	0	0	6.0	4	1	1	0	0	1	0	5	0	0	.190
Nelson	0	0	0.00	1	0	0	0	0	0	1.2	3	0	0	0	0	0	0	0	0	0	.375
Stewart	2	0	1.13	2	2	0	0	0	0	16.0	8	2	2	1	0	2	0	4	0	0	.148
Welch	1	0	1.23	1	1	0	0	0	0	7.1	6	1	1	0	0	3	0	4	0	0	.222
<b>Totals</b>	<b>4</b>	<b>0</b>	<b>1.00</b>	<b>4</b>	<b>4</b>	<b>0</b>	<b>4</b>	<b>0</b>	<b>3</b>	<b>36.0</b>	<b>23</b>	<b>4</b>	<b>4</b>	<b>1</b>	<b>0</b>	<b>6</b>	<b>0</b>	<b>16</b>	<b>0</b>	<b>0</b>	<b>.183</b>

**Game 1 — October 6**  
**Oakland 9, Boston 1**

**Game 2 — October 7**  
**Oakland 4, Boston 1**

**Game 3 — October 9**  
**Oakland 4, Boston 1**

Oakland	ab	r	h	bi
R. Henderson lf	5	1	2	3
McGee cf	4	1	0	0
Canseco rf	2	1	1	1
Baines dh	3	0	1	0
Blankenship pr	0	1	0	0
Lansford 3b	5	1	3	2
Steinbach c	5	1	3	1
McGwire 1b	3	1	0	0
Weiss ss	3	2	0	0
Gallego 2b	1	0	1	0
Quirk ph	1	0	1	0
Randolph pr-2b	2	0	1	1
<b>Totals</b>	<b>34</b>	<b>9</b>	<b>13</b>	<b>8</b>

Boston	ab	r	h	bi
Reed 2b-ss	3	0	0	0
Quintana 1b	4	0	0	0
Boggs 3b	4	1	1	1
Burks cf	4	0	1	0
Greenwell lf	4	0	0	0
Evans dh	2	0	0	0
Brunansky rf	3	0	1	0
Pena c	3	0	0	0
Rivera ss	2	0	1	0
Marshall ph	1	0	1	0
Kutcher pr	0	0	0	0
Barrett 2b	0	0	0	0
<b>Totals</b>	<b>30</b>	<b>1</b>	<b>5</b>	<b>1</b>

Oakland	000	000	117	9	13	0
Boston	000	100	000	1	5	1

E – Gray. **DP** – Oakland 1, Boston 1. **LOB** – Oakland 11, Boston 4. **2B** – Lansford, Burks. **HR** – Boggs. **SB** – Canseco, R. Henderson, McGee. **SH** – Reed, Baines, McGee. **SF** – R. Henderson, Canseco.

Oakland	ip	h	r	er	bb	so
Stewart (W)	8.0	4	1	1	1	3
Eckersley	1.0	1	0	0	0	0
<b>Boston</b>	<b>ip</b>	<b>h</b>	<b>r</b>	<b>er</b>	<b>bb</b>	<b>so</b>
Clemens	6.0	4	0	0	4	4
Andersen (L)	1.0	2	2	2	1	0
Bolton	0.1	0	0	0	0	0
Gray	0.2	3	2	1	1	0
Lamp	0.1	2	4	4	2	0
Murphy	0.2	2	1	1	1	0

Andersen pitched to one batter in eighth. Gray pitched to two batters in ninth. **WP** – Clemens. **PB** – Pena. **T** – 3:26. **A** – 35,192  
**Umpires** – Garcia, Hirschbeck, Evans, Cooney, Voltaggio and McCoy.

Oakland	ab	r	h	bi
R. Henderson lf	5	0	1	0
McGee cf	5	2	2	0
Canseco rf	3	1	1	0
Baines dh	5	0	2	3
Blankenship pr	0	0	0	0
McGwire 1b	5	0	2	1
Lansford 3b	5	0	3	0
Hassey c	3	0	1	0
Weiss ss	4	0	0	0
Randolph 2b	0	0	0	0
Gallego 2b-ss	3	1	1	0
<b>Totals</b>	<b>38</b>	<b>4</b>	<b>13</b>	<b>4</b>

Boston	ab	r	h	bi
Reed 2b-ss	4	0	1	0
Quintana 1b	3	0	0	1
Boggs 3b	4	0	2	0
Burks cf	3	0	1	0
Greenwell lf	3	0	0	0
Evans dh	4	0	1	0
Brunansky rf	3	0	0	0
Pena c	4	0	0	0
Rivera ss	2	1	1	0
Marshall ph	1	0	0	0
Barrett 2b	0	0	0	0
Heep ph	1	0	0	0
<b>Totals</b>	<b>32</b>	<b>1</b>	<b>6</b>	<b>1</b>

Oakland	000	100	102	4	13	1
Boston	001	000	000	1	6	0

E – Weiss. **DP** – Oakland 1, Boston 2. **LOB** – Oakland 12, Boston 8. **2B** – Evans, Rivera, McGee, Baines. **SB** – Burks, McGee. **SF** – Quintana.

Oakland	ip	h	r	er	bb	so
Welch (W)	7.1	6	1	1	3	4
Honeycutt	0.1	0	0	0	0	0
Eckersley (S)	1.1	0	0	0	0	2
<b>Boston</b>	<b>ip</b>	<b>h</b>	<b>r</b>	<b>er</b>	<b>bb</b>	<b>so</b>
Kiecker	5.2	6	1	1	1	2
Harris (L)	0.1	3	1	1	0	0
Andersen	1.0	1	0	0	1	1
Reardon	2.0	3	2	2	1	0

Harris pitched to two batters in seventh. Andersen pitched to one batter in eighth. **HBP** – by Kiecker (Gallego), by Reardon (Hassey). **T** – 3:42. **A** – 35,070  
**Umpires** – Hirschbeck, Evans, Cooney, Voltaggio, McCoy and Garcia.

Boston	ab	r	h	bi
Reed 2b-ss	4	0	0	0
Quintana 1b	4	0	0	0
Boggs 3b	4	0	2	0
Burks cf	4	0	1	0
Greenwell lf	3	1	0	0
Evans dh	4	0	2	0
Brunansky rf	3	0	0	1
Pena c	4	0	3	0
Kutcher pr	0	0	0	0
Rivera ss	2	0	0	0
Marshall ph	1	0	0	0
Barrett 2b	0	0	0	0
Heep ph	1	0	0	0
<b>Totals</b>	<b>34</b>	<b>1</b>	<b>8</b>	<b>1</b>

Oakland	ab	r	h	bi
R. Henderson lf	4	0	1	0
Lansford 3b	3	0	0	0
Canseco rf	3	1	0	0
Baines dh	3	2	1	0
McGwire 1b	3	0	0	0
D. Henderson cf	2	0	1	1
Steinbach c	3	1	0	0
Randolph 2b	4	0	2	2
Gallego ss	3	0	1	0
<b>Totals</b>	<b>28</b>	<b>4</b>	<b>6</b>	<b>3</b>

Boston	010	000	000	1	8	3
Oakland	000	202	00x	4	6	0

E – Boddicker, Rivera, Pena. **DP** – Boston 1. **LOB** – Boston 8, Oakland 7. **2B** – Boggs. **SB** – Canseco, Baines, D. Henderson. **SH** – Lansford. **SF** – Brunansky, D. Henderson.

Boston	ip	h	r	er	bb	so
Boddicker (L)	8.0	6	4	2	3	7
<b>Oakland</b>	<b>ip</b>	<b>h</b>	<b>r</b>	<b>er</b>	<b>bb</b>	<b>so</b>
Moore (W)	6.0	4	1	1	1	5
Nelson	1.2	3	0	0	0	0
Honeycutt	0.1	0	0	0	0	0
Eckersley (S)	1.0	1	0	0	0	1

**HBP** – by Boddicker (McGwire, D. Henderson). **T** – 2:47. **A** – 49,026.  
**Umpires** – Evans, Cooney, Voltaggio, McCoy, Garcia and Hirschbeck.



**Game 4 — October 10**  
**Oakland 3, Boston 1**

<b>Boston</b>	<b>ab</b>	<b>r</b>	<b>h</b>	<b>bi</b>
Burks cf	4	1	1	0
Reed 2b	4	0	1	1
Boggs 3b	4	0	2	0
Greenwell lf	4	0	0	0
Pena c	3	0	0	0
Evans dh	3	0	0	0
Brunansky rf	3	0	0	0
Quintana 1b	2	0	0	0
Rivera ss	3	0	0	0
<b>Totals</b>	<b>30</b>	<b>1</b>	<b>4</b>	<b>1</b>

<b>Oakland</b>	<b>ab</b>	<b>r</b>	<b>h</b>	<b>bi</b>
R. Henderson lf	3	0	1	0
D. Henderson cf	4	0	0	0
Canseco rf	3	0	0	0
Jennings rf	1	0	0	0
Baines dh	3	0	1	0
McGee pr	0	0	0	0
Hassey ph	0	0	0	0
Blankenship pr	0	0	0	0
Lansford 3b	3	1	1	0
Steinbach c	3	0	2	0
McGwire 1b	2	1	0	1
Randolph 2b	2	1	0	0
Gallego ss	3	0	1	2
<b>Totals</b>	<b>27</b>	<b>3</b>	<b>6</b>	<b>3</b>

Boston	000	000	001	1	4	1
Oakland	030	000	00x	3	6	0

**E** – Greenwell. **DP** – Boston 2, Oakland 1.  
**LOB** – Boston 3, Oakland 5. **2B** – Gallego,  
 Burks. **SB** – R. Henderson, Blankenship. **SH**  
 – Lansford.

<b>Boston</b>	<b>ip</b>	<b>h</b>	<b>r</b>	<b>er</b>	<b>bb</b>	<b>so</b>
Clemens (L)	1.2	3	3	3	1	0
Bolton	2.2	2	0	0	2	3
Gray	2.2	1	0	0	0	2
Andersen	1.0	0	0	0	1	2
<b>Oakland</b>	<b>ip</b>	<b>h</b>	<b>r</b>	<b>er</b>	<b>bb</b>	<b>so</b>
Stewart (W)	8.0	4	1	1	1	1
Honeycutt (S)	1.0	0	0	0	0	0

Stewart pitched to two batters in ninth.  
**T** – 3:02. **A** – 49,052.

**Umpires** – Cooney, Voltaggio, McCoy, Garcia, Hirschbeck and Evans.

# 1990 WORLD SERIES

The A's are swept by Cincinnati in the World Series, the fourth sweep in which the A's were involved in six postseason series from 1988-90. The Reds outscore the A's 22-8, shutting out Oakland in Game 1 and holding the A's to one run in Game 4. The A's hit .207 as a team led by Rickey Henderson (.333). Dave Stewart posts a 2.77 ERA but loses twice.

Former Athletic Jose Rijo shuts out the A's in Game 1 at Cincinnati, 7-0. He combines with Rob Dibble and Randy Myers on a nine-hit shutout as the A's strand 11. Dave Stewart takes the loss, allowing four runs on three hits and four walks in four innings. The A's lose 5-4 in 10 innings in Game 2 as Dennis Eckersley allows three consecutive hits, including the game winning RBI single to Joe Oliver. Jose Canseco's solo home run highlights the A's three-run third which puts Oakland ahead 4-2 but the Reds score one in the fourth and one in the eighth to tie game. The series moves to Oakland for Game 3 but the Reds win 8-2, scoring seven times in the third inning. Mike Moore allows six runs in 2 2/3 innings for the loss and Scott Sanderson allows two more. A Harold Baines two-run home run and a Rickey Henderson solo shot account for the A's scoring. Dave Stewart tosses a complete game in Game 4, but the A's lose 2-1 as Jose Rijo and Randy Myers combine on a two-hitter. Carney Lansford has a RBI single in the first. Stewart shuts out the Reds over the first seven innings before Cincinnati scores two in the eighth on a fielder's choice and a Hal Morris sacrifice fly.

## FINAL STATISTICS

PLAYER	AVG	G	AB	R	H	TB	2B	3B	HR	RBI	SH	SF	HP	BB	IBB	SO	SB	CS	DP	E	SLG	OBP
Baines	.143	3	7	1	1	4	0	0	1	2	0	0	0	1	1	2	0	0	0	0	.571	.250
Blankenship	.000	1	1	0	0	0	0	0	0	0	0	0	0	0	0	1	0	0	0	.000	.000	
Bordick	—	3	0	0	0	0	0	0	0	0	0	0	0	0	0	0	0	0	0	0	—	—
Canseco	.083	4	12	1	1	4	0	0	1	2	0	0	0	2	0	3	0	0	1	0	.333	.214
Galleo	.091	4	11	0	1	1	0	0	0	1	0	0	0	1	0	3	1	0	0	1	.091	.167
Hassey	.333	3	6	0	2	2	0	0	1	0	1	0	0	0	0	0	0	0	0	1	.333	.286
Henderson, D.	.231	4	13	2	3	4	1	0	0	0	0	0	0	1	0	3	0	0	0	0	.308	.286
Henderson, R.	.333	4	15	2	5	10	2	0	1	1	0	0	0	3	0	4	3	0	0	0	.667	.444
Jennings	1.000	1	1	0	1	1	0	0	0	0	0	0	0	0	0	0	0	0	0	0	1.000	1.000
Lansford	.267	4	15	0	4	4	0	0	0	1	1	0	0	1	0	0	1	0	0	0	.267	.313
McGee	.200	4	10	1	2	3	1	0	0	0	0	0	0	0	0	2	1	0	1	0	.300	.200
McGwire	.214	4	14	1	3	3	0	0	0	0	0	0	0	2	0	4	0	0	2	0	.214	.313
Quirk	.000	1	3	0	0	0	0	0	0	0	0	0	0	0	0	2	0	0	0	0	.000	.000
Randolph	.267	4	15	0	4	4	0	0	0	0	0	0	0	1	0	0	1	0	0	0	.267	.313
Steinbach	.125	3	8	0	1	1	0	0	0	0	0	0	0	0	0	1	0	0	0	0	.125	.125
Stewart	.000	2	1	0	0	0	0	0	0	0	0	0	0	0	0	1	0	0	0	1	.000	.000
Welch	.000	1	3	0	0	0	0	0	0	0	1	0	0	0	0	2	0	0	0	0	.000	.000
<b>Totals</b>	<b>.207</b>	<b>4</b>	<b>135</b>	<b>8</b>	<b>28</b>	<b>41</b>	<b>4</b>	<b>0</b>	<b>3</b>	<b>8</b>	<b>2</b>	<b>1</b>	<b>0</b>	<b>12</b>	<b>1</b>	<b>28</b>	<b>7</b>	<b>0</b>	<b>2</b>	<b>5</b>	<b>.304</b>	<b>.270</b>

PITCHER	W	L	ERA	G	GS	CG	GF	SHO	SV	IP	H	R	ER	HR	HB	BB	IBB	SO	WP	BK	AVG
Burns	0	0	16.20	2	0	0	0	0	0	1.2	5	3	3	0	0	2	0	0	1	0	.500
Eckersley	0	1	6.75	2	0	0	2	0	0	1.1	3	1	1	0	0	0	0	1	0	0	.429
Honeycutt	0	0	0.00	1	0	0	0	0	0	1.2	2	0	0	0	0	1	1	0	0	0	.286
Klink	0	0	—	1	0	0	0	0	0	0.0	0	0	0	0	0	1	0	0	0	0	—
Moore	0	1	6.75	1	1	0	0	0	0	2.2	8	6	2	2	0	0	0	1	0	0	.500
Nelson	0	0	0.00	2	0	0	0	0	0	5.0	3	0	0	0	0	2	0	0	0	0	.188
Sanderson	0	0	10.80	2	0	0	0	0	0	1.2	4	2	2	0	0	1	0	0	1	0	.500
Stewart	0	2	3.46	2	2	1	0	0	0	13.0	10	6	5	1	1	6	0	5	0	0	.222
Welch	0	0	4.91	1	1	0	0	0	0	7.1	9	4	4	0	0	2	0	2	0	0	.310
Young	0	0	0.00	1	0	0	1	0	0	1.0	1	0	0	0	0	0	0	0	0	0	.250
<b>Totals</b>	<b>0</b>	<b>4</b>	<b>3.57</b>	<b>4</b>	<b>4</b>	<b>1</b>	<b>3</b>	<b>0</b>	<b>0</b>	<b>35.1</b>	<b>45</b>	<b>22</b>	<b>14</b>	<b>3</b>	<b>1</b>	<b>15</b>	<b>1</b>	<b>9</b>	<b>2</b>	<b>0</b>	<b>.317</b>

**Game 1 — October 16**  
Cincinnati 7, Oakland 0

**Game 2 — October 17**  
Cincinnati 5, Oakland 4

**Game 3 — October 19**  
Cincinnati 8, Oakland 3

Oakland	ab	r	h	bi
R. Henderson lf	5	0	3	0
McGee cf	5	0	1	0
Canseco rf	2	0	0	0
McGwire 1b	3	0	0	0
Lansford 3b	4	0	2	0
Steinbach c	4	0	1	0
Randolph 2b	4	0	1	0
Gallego ss	4	0	0	0
Stewart p	1	0	0	0
Jennings ph	1	0	1	0
Burns p	0	0	0	0
Nelson p	0	0	0	0
Hassey ph	1	0	0	0
Sanderson p	0	0	0	0
Eckersley p	0	0	0	0
D. Henderson ph	1	0	0	0
<b>Totals</b>	<b>35</b>	<b>0</b>	<b>9</b>	<b>0</b>

Cincinnati	ab	r	h	bi
Larkin ss	4	1	0	0
Hatcher cf	3	3	3	1
O'Neill rf	2	1	0	1
Davis lf	4	2	2	3
Morris 1b	4	0	1	0
Sabo 3b	3	0	1	2
Oliver c	4	0	1	0
Duncan 2b	3	0	1	0
Rijo p	3	0	1	0
Dibble p	0	0	0	0
Benzinger ph	1	0	0	0
Myers p	0	0	0	0
<b>Totals</b>	<b>31</b>	<b>7</b>	<b>10</b>	<b>7</b>

Oakland	000	000	000	0	9	1
Cincinnati	202	030	00x	7	10	0

E — Gallego. **DP** — Oakland 2, Cincinnati 1. **LOB** — Oakland 11, Cincinnati 6. **2B** — R. Henderson 2, Hatcher 2. **HR** — Davis. **SB** — McGee, Lansford.

Oakland	ip	h	r	er	bb	so
Stewart (L)	4.0	3	4	3	4	3
Burns	0.2	4	3	3	1	0
Nelson	1.1	2	0	0	1	0
Sanderson	1.0	1	0	0	0	0
Eckersley	1.0	0	0	0	0	1
<b>Cincinnati</b>	<b>ip</b>	<b>h</b>	<b>r</b>	<b>er</b>	<b>bb</b>	<b>so</b>
Rijo (W)	7.0	7	0	0	2	5
Dibble	1.0	1	0	0	1	0
Myers	1.0	1	0	0	0	2

**WP** — Dibble.  
T — 2:38. **A** — 55,830  
**Umpires** — Pulli, Roe, Quick, Hendry, Marsh and Barnett.

Oakland	ab	r	h	bi
R. Henderson lf	4	1	1	0
Lansford 3b	4	0	1	0
Canseco rf	5	1	1	2
McGwire 1b	4	1	2	0
D. Henderson cf	4	1	2	0
Steinbach c	0	0	0	0
Randolph 2b	4	0	0	0
Hassey c	4	0	2	1
Bordick pr-ss	0	0	0	0
Gallego ss	4	0	1	1
Baines ph	1	0	0	0
Eckersley p	0	0	0	0
Welch p	3	0	0	0
Honeycutt p	0	0	0	0
McGee cf	0	0	0	0
<b>Totals</b>	<b>37</b>	<b>4</b>	<b>10</b>	<b>4</b>

Cincinnati	ab	r	h	bi
Larkin ss	5	1	3	0
Hatcher cf	4	2	4	1
O'Neill rf	4	0	0	0
Davis lf	5	0	0	1
Morris 1b	3	0	0	0
Braggs ph	1	0	0	1
Dibble p	0	0	0	0
Bates ph	1	1	1	0
Sabo 3b	5	0	3	0
Oliver c	5	1	2	1
Duncan 2b	3	0	0	0
Jackson p	1	0	0	0
Scudder p	0	0	0	0
Oester ph	1	0	1	1
Armstrong p	0	0	0	0
Winningham ph	1	0	0	0
Charlton p	0	0	0	0
Benzinger 1b	1	0	0	0
<b>Totals</b>	<b>40</b>	<b>5</b>	<b>14</b>	<b>5</b>

One out when winning run scored  
Oakland 103 000 000 0 410 2  
Cincinnati 200 100 010 1 514 2

E — Jackson, Oliver, Hassey, McGwire. **DP** — Cincinnati 1. **LOB** — Oakland 10, Cincinnati 10. **2B** — Larkin, Hatcher 2, Oliver. **3B** — Hatcher. **HR** — Canseco. **SB** — R. Henderson. **SH** — Lansford, Welch. **SF** — Hassey.

Oakland	ip	h	r	er	bb	so
Welch	7.1	9	4	4	2	2
Honeycutt	1.2	2	0	0	1	0
Eckersley (L)	0.1	3	1	1	0	0
<b>Cincinnati</b>	<b>ip</b>	<b>h</b>	<b>r</b>	<b>er</b>	<b>bb</b>	<b>so</b>
Jackson	2.2	6	4	3	2	0
Scudder	1.1	0	0	0	2	2
Armstrong	3.0	1	0	0	0	3
Charlton	1.0	1	0	0	0	0
Dibble (W)	2.0	2	0	0	0	2

T — 3:31. **A** — 55,832  
**Umpires** — Roe, Quick, Hendry, Marsh, Barnett and Pulli.

Cincinnati	ab	r	h	bi
Larkin ss	5	0	2	1
Hatcher cf	5	1	2	0
O'Neill rf	3	1	1	0
Davis lf	5	1	2	1
Morris dh	4	0	0	1
Sabo 3b	4	2	2	3
Randinger 1b	5	1	2	0
Oliver c	5	1	2	1
Duncan 2b	4	1	1	1
<b>Totals</b>	<b>40</b>	<b>8</b>	<b>14</b>	<b>8</b>

Oakland	ab	r	h	bi
R. Henderson lf	3	1	1	1
Lansford 3b	3	0	0	0
Canseco rf	4	0	0	0
D. Henderson cf	4	1	1	0
Baines dh	4	1	1	2
McGwire 1b	4	0	1	0
Steinbach c	4	0	0	0
Randolph 2b	4	0	3	0
Gallego ss	2	0	0	0
McGee ph	1	0	0	0
Bordick ss	0	0	0	0
Blankenship ph	1	0	0	0
<b>Totals</b>	<b>34</b>	<b>3</b>	<b>7</b>	<b>3</b>

Cincinnati	017	000	000	8	14	1
Oakland	021	000	000	3	7	1

E — McGwire, Oliver. **DP** — Oakland 2. **LOB** — Cincinnati 9, Oakland 6. **2B** — D. Henderson, Oliver. **3B** — Larkin. **HR** — Sabo 2, Baines, R. Henderson. **SB** — Duncan, O'Neill, R. Henderson, Randolph.

Cincinnati	ip	h	r	er	bb	so
Browning (W)	6.0	6	3	3	2	2
Dibble	1.2	0	0	0	0	2
Myers	1.1	1	0	0	0	1
<b>Oakland</b>	<b>ip</b>	<b>h</b>	<b>r</b>	<b>er</b>	<b>bb</b>	<b>so</b>
Moore (L)	2.2	8	6	2	0	1
Sanderson	0.2	3	2	2	1	0
Klink	0.0	0	0	0	1	0
Nelson	3.2	1	0	0	1	0
Burns	1.0	1	0	0	1	0
Young	1.0	1	0	0	0	0

Klink pitched to one batter in fourth. Browning pitched to one batter in seventh. **WP** — Sanderson, Burns.  
T — 3:01. **A** — 48,269.  
**Umpires** — Quick, Hendry, Marsh, Froemming, Pulli and Roe.

Game 4 — October 20  
Cincinnati 2, Oakland 1

Cincinnati	ab	r	h	bi
Larkin ss	3	1	1	0
Hatcher cf	0	0	0	0
Winningham cf	3	1	2	0
O'Neill rf	3	0	0	0
Davis lf	0	0	0	0
Braggs ph-lf	3	0	0	1
Morris dh	3	0	0	1
Sabo 3b	4	0	3	0
Benzinger 1b	4	0	0	0
Oliver c	4	0	1	0
Duncan 2b	4	0	0	0
<b>Totals</b>	<b>31</b>	<b>2</b>	<b>7</b>	<b>2</b>

Oakland	ab	r	h	bi
R. Henderson lf	3	0	0	0
McGee rf	4	1	1	0
D. Henderson cf	4	0	0	0
Baines dh	2	0	0	0
Canseco ph	1	0	0	0
Lansford 3b	4	0	1	1
Quirk c	3	0	0	0
McGwire 1b	3	0	0	0
Randolph 2b	3	0	0	0
Gallego ss	1	0	0	0
Hassey ph	1	0	0	0
Bordick ss	0	0	0	0
<b>Totals</b>	<b>29</b>	<b>1</b>	<b>2</b>	<b>1</b>

Cincinnati	000	000	020	2	7	1
Oakland	100	000	000	1	2	1

E — Oliver, Stewart. DP — Oakland 1. LOB — Cincinnati 7, Oakland 4. 2B — McGee, Oliver, Sabo. SB — Gallego, R. Henderson. SH — O'Neill. SF — Morris.

Cincinnati	ip	h	r	er	bb	so
Rijo (W)	8.1	2	1	1	3	9
Myers (S)	0.2	0	0	0	0	0
Oakland	ip	h	r	er	bb	so
Stewart (L)	9.0	7	2	1	2	2

HBP — by Stewart (Hatcher).

T — 2:48. A — 48,613.

Umpires — Hendry, Marsh, Froemming, Pulli, Roe and Quick.

# 1992 ALCS

The A's return to the ALCS for the fourth time in the last five years, but lose for the first time during that stretch as Toronto wins the series, 4-2. The A's hit .251 as a team led by Harold Baines (.440) and Jerry Browne (.400). Ruben Sierra leads Oakland with seven RBI. Dave Stewart has one of the A's two wins and posts a 2.70 ERA.

The A's open the series with a 4-3 win in Game 1 at Toronto as Harold Baines breaks a 3-3 tie with a ninth inning home run. Oakland scores three in the first on home runs by Mark McGwire and Terry Steinbach but Dave Stewart allows single runs in the fifth, sixth and eighth innings. Toronto comes back to win Game 2, 3-1 as David Cone shuts out the A's over the first eight innings before Baines has a RBI single in the ninth. Mike Moore allows three runs in seven innings for the loss. The Blue Jays win the first game in Oakland, 7-5 as Juan Guzman defeats Ron Darling. The A's collect 13 hits but strand 11 runners. Toronto then goes up 3-1 in the series with a 7-6, 11 inning win in Game 4. The A's score five times in the third and lead 6-1 entering the eighth. The Blue Jays score three times in the eighth and then tie the game on a two-run home run by Roberto Alomar off Dennis Eckersley in the ninth. A Pat Borders sacrifice fly off Kelly Downs in the 11th is the game winner. Dave Stewart keeps the A's alive with a complete game seven hitter as Oakland wins Game 5, 6-2. Jerry Browne provides the offense with four hits and two RBI and Ruben Sierra adds three RBI. The series returns to Toronto for Game 6 and the Blue Jays clinch the AL Pennant with a 9-2 win. Mike Moore takes the loss, allowing six runs on seven hits in 2.2 innings.

## FINAL STATISTICS

PLAYER	AVG	G	AB	R	H	TB	2B	3B	HR	RBI	SH	SF	HP	BB	IBB	SO	SB	CS	DP	E	SLG	OBP
Baines	.440	6	25	6	11	16	2	0	1	4	1	0	0	0	0	3	0	0	1	0	.640	.440
Blankenship	.231	5	13	2	3	3	0	0	0	0	0	0	0	3	0	4	1	0	0	2	.231	.375
Bordick	.053	6	19	1	1	1	0	0	0	0	0	0	0	1	0	2	1	0	1	0	.053	.100
Browne	.400	4	10	3	4	4	0	0	0	2	1	0	0	2	0	0	0	0	0	0	.400	.500
Fox	.000	4	1	0	0	0	0	0	0	0	0	0	0	1	0	0	2	0	0	0	.000	.500
Henderson	.261	6	23	5	6	6	0	0	0	1	0	0	0	4	0	4	2	0	0	3	.261	.370
Lansford	.167	5	18	0	3	3	0	0	0	1	0	0	0	1	0	1	0	0	1	1	.167	.211
McGwire	.150	6	20	1	3	6	0	0	1	3	1	0	1	5	2	4	0	0	0	1	.300	.346
Quirk	.000	1	1	0	0	0	0	0	0	0	0	0	0	0	0	0	0	0	0	0	.000	.000
Ready	.000	1	1	0	0	0	0	0	0	0	0	0	0	0	0	1	0	0	0	0	.000	.000
Sierra	.333	6	24	4	8	15	2	1	1	7	0	2	0	2	0	1	1	2	1	0	.625	.357
Steinbach	.292	6	24	1	7	10	0	0	1	5	0	0	0	2	0	7	0	0	1	0	.417	.346
Weiss	.167	3	6	1	1	1	0	0	0	0	0	0	0	2	0	1	2	0	0	0	.167	.375
Wilson	.227	6	22	0	5	6	1	0	0	0	0	0	0	1	0	5	7	0	0	0	.273	.261
<b>Totals</b>	<b>.251</b>	<b>6</b>	<b>207</b>	<b>24</b>	<b>52</b>	<b>71</b>	<b>5</b>	<b>1</b>	<b>4</b>	<b>23</b>	<b>3</b>	<b>2</b>	<b>1</b>	<b>24</b>	<b>2</b>	<b>33</b>	<b>16</b>	<b>2</b>	<b>5</b>	<b>7</b>	<b>.343</b>	<b>.329</b>

PITCHER	W	L	ERA	G	GS	CG	GF	SHO	SV	IP	H	R	ER	HR	HB	BB	IBB	SO	WP	BK	AVG
Corsi	0	0	0.00	3	0	0	0	0	0	2.0	2	0	0	0	0	3	0	0	0	0	.286
Darling	0	1	3.00	1	1	0	0	0	0	6.0	4	3	2	2	0	2	0	3	2	0	.200
Downs	0	1	3.86	2	0	0	1	0	0	2.1	3	3	1	0	0	1	0	0	0	0	.300
Eckersley	0	0	6.00	3	0	0	2	0	1	3.0	8	2	2	1	0	0	0	2	0	0	.471
Honeycutt	0	0	0.00	2	0	0	0	0	0	2.0	0	0	0	0	0	0	0	1	0	0	.000
Moore	0	2	7.45	2	2	0	0	0	0	9.2	11	9	8	3	0	5	1	7	0	0	.282
Parrett	0	0	11.57	3	0	0	1	0	0	2.1	6	3	3	0	0	0	0	1	0	0	.600
Russell	1	0	9.00	3	0	0	0	0	0	2.0	2	2	2	0	0	4	0	0	1	0	.222
Stewart	1	0	2.70	2	2	1	0	0	0	16.2	14	5	5	3	0	6	0	7	0	0	.233
Welch	0	0	2.57	1	1	0	0	0	0	7.0	7	2	2	1	0	1	0	7	0	0	.250
Witt	0	0	18.00	1	0	0	1	0	0	1.0	2	2	2	0	0	1	0	1	0	0	.500
<b>Totals</b>	<b>2</b>	<b>4</b>	<b>4.50</b>	<b>6</b>	<b>6</b>	<b>1</b>	<b>5</b>	<b>0</b>	<b>1</b>	<b>54.0</b>	<b>59</b>	<b>31</b>	<b>27</b>	<b>10</b>	<b>0</b>	<b>23</b>	<b>1</b>	<b>29</b>	<b>3</b>	<b>0</b>	<b>.281</b>

**Game 1 — October 7**  
Oakland 4, Toronto 3

**Game 2 — October 8**  
Toronto 3, Oakland 1

**Game 3 — October 10**  
Toronto 7, Oakland 5

Oakland	ab	r	h	bi
Henderson lf	2	0	0	0
Lansford 3b	4	0	0	0
Sierra rf	4	0	0	0
Baines dh	4	2	3	1
McGwire 1b	3	1	1	2
Steinbach c	4	1	1	1
Wilson cf	4	0	1	0
Bordick ss	4	0	0	0
Blankenship 2b	2	0	0	0
<b>Totals</b>	<b>31</b>	<b>4</b>	<b>6</b>	<b>4</b>

Oakland	ab	r	h	bi
Henderson lf	4	0	0	0
Lansford 3b	4	0	0	0
Sierra rf	3	1	1	0
Baines dh	4	0	2	1
Fox pr-dh	0	0	0	0
McGwire 1b	4	0	0	0
Steinbach c	4	0	1	0
Wilson cf	4	0	1	0
Bordick 2b	2	0	0	0
Weiss ss	2	0	1	0
<b>Totals</b>	<b>31</b>	<b>1</b>	<b>6</b>	<b>1</b>

Toronto	ab	r	h	bi
White cf	3	0	1	0
Alomar 2b	5	1	1	1
Carter rf	5	0	1	0
Winfield dh	4	2	1	1
Olerud 1b	5	1	1	0
Maldonado lf	3	1	2	2
Gruber 3b	4	0	0	0
Borders c	4	1	1	0
Lee ss	3	1	1	2
<b>Totals</b>	<b>36</b>	<b>7</b>	<b>9</b>	<b>6</b>

Toronto	ab	r	h	bi
White cf	3	0	1	0
Alomar 2b	4	0	1	0
Carter rf-1b	4	0	1	0
Winfield dh	4	2	2	1
Olerud 1b	3	0	1	1
Bell pr-rf	0	0	0	0
Maldonado lf	4	0	0	0
Gruber 3b	4	0	0	0
Borders c	4	1	1	1
Lee ss	3	0	1	0
Sprague ph	1	0	1	0
Griffin pr	0	0	0	0
<b>Totals</b>	<b>34</b>	<b>3</b>	<b>9</b>	<b>3</b>

Toronto	ab	r	h	bi
White cf	3	0	0	0
Alomar 2b	3	0	1	0
Carter rf	3	0	0	0
Winfield dh	3	0	0	0
Olerud 1b	3	0	0	0
Maldonado lf	2	1	0	0
Gruber 3b	3	2	2	2
Borders c	3	0	1	0
Lee ss	2	0	0	1
<b>Totals</b>	<b>25</b>	<b>3</b>	<b>4</b>	<b>3</b>

Oakland	ab	r	h	bi
Henderson lf	4	1	1	0
Lansford 3b	5	0	1	0
Sierra rf	4	1	2	2
Baines dh	5	2	2	1
McGwire 1b	4	0	1	0
Steinbach c	4	0	3	2
Wilson cf	4	0	2	0
Bordick 2b	2	0	0	0
Browne ph	0	0	0	0
Blankenship pr-2b	1	0	1	0
Weiss ss	4	1	0	0
<b>Totals</b>	<b>37</b>	<b>5</b>	<b>13</b>	<b>5</b>

Oakland	030	000	001	4	6	1
Toronto	000	011	010	3	9	0

Oakland	000	000	001	1	6	0
Toronto	000	020	10x	3	4	0

Toronto	010	110	211	7	9	1
Oakland	000	200	210	5	13	3

E – Henderson. **DP** – Oakland 2, Toronto 2. **LOB** – Oakland 4, Toronto 7. **2B** – Winfield. **HR** – McGwire, Steinbach, Borders, Winfield, Baines. **SB** – Wilson, Alomar.

**DP** – Oakland 1, Toronto 1. **LOB** – Oakland 6, Toronto 4. **2B** – Wilson, Gruber. **3B** – Sierra. **HR** – Gruber. **SB** – Wilson 3, Weiss 2, Bordick, Alomar, Carter. **CS** – White, Sierra. **SF** – Lee.

E – Lee, Lansford, Blankenship 2. **DP** – Toronto 2, Oakland 1. **LOB** – Toronto 7, Oakland 11. **2B** – White, Sierra. **3B** – Lee. **HR** – Alomar, Maldonado. **SB** – Carter, Wilson 2, Henderson. **CS** – Maldonado, White. **SF** – Sierra.

Oakland	ip	h	r	er	bb	so
Stewart	7.2	7	3	3	3	2
Russell (W)	0.1	1	0	0	0	0
Eckersley (S)	1.0	1	0	0	0	0
<b>Toronto</b>	<b>ip</b>	<b>h</b>	<b>r</b>	<b>er</b>	<b>bb</b>	<b>so</b>
Morris (L)	9.0	6	4	4	4	4

Oakland	ip	h	r	er	bb	so
Moore (L)	7.0	4	3	3	4	3
Corsi	0.2	0	0	0	1	0
Parrett	0.1	0	0	0	0	0
<b>Toronto</b>	<b>ip</b>	<b>h</b>	<b>r</b>	<b>er</b>	<b>bb</b>	<b>so</b>
Cone (W)	8.0	5	1	1	3	6
Henke (S)	1.0	1	0	0	0	1

Toronto	ip	h	r	er	bb	so
Guzman (W)	6.0	7	2	2	3	3
Ward	1.0	3	2	2	1	1
Timlin	0.1	2	1	1	0	0
Henke (S)	1.2	1	0	0	0	0
<b>Oakland</b>	<b>ip</b>	<b>h</b>	<b>r</b>	<b>er</b>	<b>bb</b>	<b>so</b>
Darling (L)	6.0	4	3	2	2	3
Downs	1.0	2	2	0	0	0
Corsi	0.1	0	0	0	0	0
Russell	0.2	1	2	2	3	0
Honeycutt	0.2	0	0	0	0	0
Eckersley	0.1	2	0	0	0	1

**WP** – Morris.  
**T** – 2:47. **A** – 51,039  
**Umpires** – Denkinger, Young, Clark, Merrill, Brinkman and Coble

**T** – 2:58. **A** – 51,114  
**Umpires** – Young, Clark, Merrill, Brinkman, Coble and Denkinger

Russell pitched to one batter in the ninth. **HBP** – by Guzman (McGwire). **WP** – Darling 2, Russell  
**T** – 3:40. **A** – 46,911  
**Umpires** – Clark, Merrill, Brinkman, Coble, Denkinger and Young

**Game 4 — October 11**  
Toronto 7, Oakland 6 (11)

**Game 5 — October 12**  
Oakland 6, Toronto 2

**Game 6 — October 14**  
Toronto 9, Oakland 2

Toronto	ab	r	h	bi
White cf	6	1	2	0
Alomar 2b	5	2	4	2
Carter rf-1b	6	1	2	1
Winfield dh	6	1	1	0
Olerud 1b	5	1	4	2
Bell pr-rf	0	1	0	0
Maldonado lf	5	0	2	1
Gruber 3b	5	0	0	0
Borders c	5	0	1	1
Lee ss	3	0	1	0
Sprague ph	1	0	0	0
Griffin ss	2	0	0	0
<b>Totals</b>	<b>49</b>	<b>7</b>	<b>17</b>	<b>7</b>

Oakland	ab	r	h	bi
Henderson lf	6	2	3	1
Browne cf	2	1	0	0
Wilson cf	2	0	0	0
Sierra rf	4	0	2	2
Baines dh	5	1	2	1
Fox pr-dh	1	0	0	0
McGwire 1b	4	0	0	0
Steinbach c	4	0	0	1
Lansford 3b	5	0	2	1
Bordick ss	5	1	1	0
Blankenship 2b	4	1	2	0
<b>Totals</b>	<b>42</b>	<b>6</b>	<b>12</b>	<b>6</b>

Toronto	010	000	032	01	717	4
Oakland	005	001	000	00	612	2

E — Lee 2, Borders, White, McGwire, Henderson. **DP** — Toronto 2. **LOB** — Toronto 14, Oakland 11. **2B** — Alomar, Olerud, Sierra, Baines. **HR** — Olerud, Alomar. **SB** — Alomar, Blankenship, Henderson, Fox. **SH** — Browne, McGwire. **SF** — Borders, Sierra.

Toronto	ip	h	r	er	bb	so
Morris	3.1	5	5	5	5	2
Stottlemeyer	3.2	3	1	1	0	1
Timlin	1.0	2	0	0	0	1
Ward (W)	2.0	1	0	0	0	0
Henke (S)	1.0	1	0	0	0	0
Oakland	ip	h	r	er	bb	so
Welch	7.0	7	2	2	1	7
Parrett	0.0	2	2	2	0	0
Eckersley	1.2	5	2	2	0	1
Corsi	1.0	2	0	0	2	0
Downs (L)	1.1	1	1	1	1	0

Welch pitched to one batter in the eighth. Parrett pitched to two batters in the eighth. **T** — 4:25. **A** — 47,732  
**Umpires** — Merrill, Brinkman, Coble, Denkinger, Young and Clark.

Toronto	ab	r	h	bi
White cf	4	0	3	1
Alomar 2b	4	0	1	0
Carter rf	3	0	0	0
Winfield dh	3	1	2	1
Olerud 1b	4	0	0	0
Maldonado lf	4	0	0	0
Gruber 3b	3	1	0	0
Borders c	4	0	1	0
Lee ss	3	0	0	0
<b>Totals</b>	<b>32</b>	<b>2</b>	<b>7</b>	<b>2</b>

Oakland	ab	r	h	bi
Henderson lf	3	2	2	0
Fox pr-lf	0	0	0	0
Browne 3b	4	2	4	2
Sierra rf	4	1	2	3
Baines dh	3	0	0	0
McGwire 1b	1	0	0	0
Steinbach c	4	0	0	0
Wilson cf	4	0	0	0
Bordick ss	4	0	0	0
Blankenship 2b	4	1	0	0
<b>Totals</b>	<b>31</b>	<b>6</b>	<b>8</b>	<b>5</b>

Toronto	000	100	100	2	7	3
Oakland	201	030	00x	6	8	0

E — Cone, Gruber, Carter. **DP** — Oakland 1. **LOB** — Toronto 6, Oakland 6. **2B** — White. **HR** — Sierra, Winfield. **CS** — Sierra, White. **SH** — Baines.

Toronto	ip	h	r	er	bb	so
Cone (L)	4.0	6	6	3	2	3
Key	3.0	2	0	0	2	1
Eichhorn	1.0	0	0	0	0	0
Oakland	ip	h	r	er	bb	so
Stewart (W)	9.0	7	2	2	3	5

Cone pitched to four batters in the fifth. **PB** — Borders. **T** — 2:51. **A** — 44,955  
**Umpires** — Brinkman, Coble, Denkinger, Young, Clark and Merrill.

Oakland	ab	r	h	bi
Henderson lf	4	0	0	0
Quirk ph	1	0	0	0
Browne 3b	4	0	0	0
Lansford 3b	0	0	0	0
Sierra rf	5	1	1	0
Baines dh	4	1	2	0
McGwire 1b	4	0	1	1
Steinbach c	4	0	2	1
Wilson cf	4	0	1	0
Bordick ss	2	0	0	0
Fox ph	0	0	0	0
Weiss ss	0	0	0	0
Blankenship 2b	2	0	0	0
Ready ph	1	0	0	0
<b>Totals</b>	<b>35</b>	<b>2</b>	<b>7</b>	<b>2</b>

Toronto	ab	r	h	bi
White cf	4	1	1	1
Alomar 2b	5	1	3	1
Carter rf	5	1	1	2
Winfield dh	4	1	0	0
Olerud 1b	3	2	2	1
Maldonado lf	4	1	2	3
Gruber 3b	3	0	0	0
Borders c	2	1	2	1
Lee ss	4	1	2	0
<b>Totals</b>	<b>34</b>	<b>9</b>	<b>13</b>	<b>9</b>

Oakland	000	001	010	2	7	1
Toronto	204	010	02x	9	13	0

E — Henderson. **LOB** — Oakland 10, Toronto 7. **2B** — Baines, Olerud, Lee. **HR** — Carter, Maldonado. **SB** — Wilson, Sierra, Fox, Alomar 2. **CS** — White. **SH** — Gruber. **SF** — Borders, White.

Oakland	ip	h	r	er	bb	so
Moore (L)	2.2	7	6	5	1	4
Parrett	2.0	4	1	1	0	1
Honeycutt	1.1	0	0	0	0	1
Russell	1.0	0	0	0	1	0
Witt	1.0	2	2	2	1	1
Toronto	ip	h	r	er	bb	so
Guzman (W)	7.0	5	1	1	2	8
Ward	1.0	2	1	1	0	1
Henke	1.0	0	0	0	2	1

**PB** — Borders 2. **T** — 3:15. **A** — 51,335  
**Umpires** — Coble, Denkinger, Young, Clark, Merrill and Brinkman

# 2000 ALDS

The A's return to postseason play for the first time since 1992 and take the eventual World Champion New York Yankees to five games before losing the series, 3-2. The A's outscore New York 23-19, thanks to an 11-1 win in Game 4. Oakland hits .263 as a team led by Ramon Hernandez (.375). The pitching staff compiles a 3.48 ERA led by Jim Mecir who tossed 5.1 shutout innings and retired 16 of the 17 hitters he faces.

The A's open the series with a 5-3 win in Oakland as Ramon Hernandez has a RBI double in the sixth inning to break a 3-3 tie. Trailing 2-0 after four innings, the A's score three times in the fifth, beginning with a Hernandez RBI single. Gil Heredia allows three runs in six innings for the win. The Yankees come back to win Game 2 as Andy Pettitte and Mariano Rivera combine to shut out the A's on six hits. The series moves to New York for Game 3 and the Yankees win their second straight with a 4-2 victory. Tim Hudson goes the distance for the A's but Orlando Hernandez and Rivera combine to limit the A's to two runs on four hits, including a Terrence Long home run. Facing elimination in Game 4, Barry Zito allows one run in 5 2/3 innings to pick up the victory in the A's 11-1 win. Olmedo Saenz hits a three-run home run in the first inning and Ben Grieve adds a two-run single in the A's three-run sixth. Oakland adds another run in the eighth and four more in the ninth, including a two-run double by Eric Chavez. The series returns to Oakland for Game 5 but the Yankees score six times in the first inning off Gil Heredia for a 7-5 win. The A's score twice in the second, once in the third and two more times in the fourth but are shut out on three hits over the final five innings.

## FINAL STATISTICS

PLAYER	AVG	G	AB	R	H	TB	2B	3B	HR	RBI	SH	SF	HP	BB	IBB	SO	SB	CS	DP	E	SLG	OBP
Chavez	.333	5	21	4	7	10	3	0	0	4	0	0	0	0	0	5	0	0	1	0	.476	.333
Christenson	.500	2	2	0	1	1	0	0	0	1	0	0	0	0	0	1	0	0	0	0	.500	.500
Fasano	—	1	0	0	0	0	0	0	0	0	0	0	0	0	0	0	0	0	0	0	—	—
Giambi, Ja.	.286	5	14	2	4	4	0	0	0	1	0	1	0	7	1	2	1	0	0	1	.286	.500
Giambi, Je.	.333	4	9	1	3	3	0	0	0	1	0	0	0	2	0	2	0	0	0	0	.333	.455
Grieve	.118	5	17	1	2	2	0	0	0	2	0	0	0	3	0	7	0	0	2	0	.118	.250
Hernandez	.375	5	16	3	6	8	2	0	0	3	1	0	1	0	0	3	0	0	0	1	.500	.412
Long	.158	5	19	2	3	6	0	0	1	1	0	0	0	3	0	2	0	0	2	1	.316	.273
Menechino	—	1	0	0	0	0	0	0	0	0	0	0	0	0	0	0	0	0	0	0	—	—
Piatt	.167	3	6	2	1	1	0	0	0	0	0	0	0	0	0	1	0	0	0	0	.167	.167
Porter	1.000	2	1	0	1	1	0	0	0	1	0	0	0	0	0	0	0	0	0	0	1.000	1.000
Saenz	.231	4	13	1	3	6	0	0	1	4	0	1	1	0	0	2	0	0	1	0	.462	.267
Stairs	.111	3	9	0	1	2	1	0	0	0	0	0	0	0	0	1	0	0	0	0	.222	.111
Tejada	.350	5	20	5	7	9	2	0	0	1	0	0	0	2	0	2	1	0	0	0	.450	.409
Velarde	.250	5	20	2	5	6	1	0	0	3	0	0	0	2	0	3	1	0	0	2	.300	.318
<b>Totals</b>	<b>.263</b>	<b>5</b>	<b>167</b>	<b>23</b>	<b>44</b>	<b>59</b>	<b>9</b>	<b>0</b>	<b>2</b>	<b>22</b>	<b>1</b>	<b>2</b>	<b>2</b>	<b>19</b>	<b>1</b>	<b>31</b>	<b>3</b>	<b>0</b>	<b>6</b>	<b>5</b>	<b>.353</b>	<b>.342</b>

PITCHER	W	L	ERA	G	GS	CG	GF	SHO	SV	IP	H	R	ER	HR	HB	BB	IBB	SO	WP	BK	AVG
Appier	0	1	3.48	2	1	0	0	0	0	10.1	10	4	4	1	0	6	1	13	0	0	.250
Heredia	1	1	12.79	2	2	0	0	0	0	6.1	11	9	9	0	1	3	0	3	0	0	.407
Hudson	0	1	3.38	1	1	0	0	0	0	8.0	6	4	3	0	0	4	0	5	0	0	.194
Isringhausen	0	0	0.00	2	0	0	2	0	1	2.0	1	0	0	0	0	0	0	3	0	0	.143
Jones	0	0	0.00	2	0	0	2	0	0	1.1	1	0	0	0	0	0	0	1	0	0	.200
Magnante	0	0	0.00	2	0	0	0	0	0	3.0	1	0	0	0	0	0	0	2	0	0	.111
Mecir	0	0	0.00	3	0	0	0	0	0	5.1	1	0	0	0	0	0	0	2	0	0	.059
Tam	0	0	0.00	3	0	0	0	0	0	2.0	3	1	0	0	0	1	1	1	0	0	.333
Zito	1	0	1.59	1	1	0	0	0	0	5.2	7	1	1	0	0	2	0	5	0	0	.304
<b>Totals</b>	<b>2</b>	<b>3</b>	<b>3.48</b>	<b>5</b>	<b>5</b>	<b>1</b>	<b>4</b>	<b>0</b>	<b>1</b>	<b>44.0</b>	<b>41</b>	<b>19</b>	<b>17</b>	<b>1</b>	<b>1</b>	<b>16</b>	<b>2</b>	<b>35</b>	<b>0</b>	<b>0</b>	<b>.244</b>



**Game 1 — October 3**  
Oakland 5, New York 3

**Game 2 — October 4**  
New York 4, Oakland 0

**Game 3 — October 6**  
New York 4, Oakland 2

New York	ab	r	h	bi
Knoblauch dh	4	0	1	0
Jeter ss	3	0	0	0
O'Neill rf	4	0	0	0
Williams cf	4	1	2	0
Justice lf	4	0	0	0
Martinez 1b	3	0	1	1
Posada c	3	1	1	0
Sojo 2b	3	1	1	1
Hill ph	1	0	0	0
Brosius 3b	4	0	1	1
<b>Totals</b>	<b>33</b>	<b>3</b>	<b>7</b>	<b>3</b>

Oakland	ab	r	h	bi
Long cf	4	0	1	0
Velarde 2b	3	0	1	1
JaGiambi 1b	2	0	1	0
Grieve lf	3	0	0	0
Christenson lf	0	0	0	0
Tejada ss	4	1	1	0
Stairs rf	4	0	0	0
Chavez 3b	4	2	3	1
JeGiambi dh	2	1	1	0
Saenz ph-dh	1	0	0	0
Hernandez c	4	1	2	2
<b>Totals</b>	<b>31</b>	<b>5</b>	<b>10</b>	<b>4</b>

New York	020	001	000	3	7	0
Oakland	000	031	01x	5	10	2

E – Long, Velarde. **DP** – New York 2, Oakland 1. **LOB** – New York 6, Oakland 7. **2B** – Williams, Sojo, Brosius, Hernandez. **SF** – Martinez. **SB** – Velarde, JaGiambi.

New York	ip	h	r	er	bb	so
Clemens (L)	6.0	7	4	4	4	5
Stanton	1.1	3	1	1	1	0
Nelson	0.2	0	0	0	0	0
<b>Oakland</b>	<b>ip</b>	<b>h</b>	<b>r</b>	<b>er</b>	<b>bb</b>	<b>so</b>
Heredia (W)	6.0	7	3	3	1	3
Tam	0.2	0	0	0	0	1
Mecir	1.1	0	0	0	0	1
Isringhausen (S)	1.0	0	0	0	0	2

**HBP** – by Heredia (Jeter). **WP** – Clemens, Stanton.

T – 3:16. A – 47,360

**Umpires** – Welke, Meriwether, McClelland, Schrieber, Clark, Nelson.

New York	ab	r	h	bi
Jeter ss	5	0	0	0
Posada c	3	0	1	0
Justice lf	3	0	0	0
Bellinger lf	1	0	1	1
Williams cf	5	1	2	0
Martinez 1b	4	0	2	0
O'Neill rf	2	1	0	0
Hill dh	4	1	1	1
Sojo 2b	3	0	1	2
Vizcaino pr-2b	0	1	0	0
Brosius 3b	3	0	0	0
<b>Totals</b>	<b>33</b>	<b>4</b>	<b>8</b>	<b>4</b>

Oakland	ab	r	h	bi
Long cf	4	0	0	0
Velarde 2b	3	0	0	0
JaGiambi 1b	4	0	2	0
Saenz dh	4	0	0	0
Tejada ss	4	0	2	0
Grieve lf	4	0	0	0
Piatt rf	3	0	0	0
Chavez 3b	3	0	1	0
Hernandez c	3	0	1	0
<b>Totals</b>	<b>32</b>	<b>0</b>	<b>6</b>	<b>0</b>

New York	000	003	001	4	8	1
Oakland	000	000	000	0	6	1

E – Sojo, JaGiambi. **DP** – New York 2, Oakland 1. **LOB** – New York 9, Oakland 6. **2B** – Posada, Bellinger, Williams, Sojo, Tejada, Chavez, Hernandez. **SH** – Brosius. **CS** – Williams.

New York	ip	h	r	er	bb	so
Pettitte (W)	7.2	5	0	0	1	3
Rivera (S)	1.1	1	0	0	0	0
<b>Oakland</b>	<b>ip</b>	<b>h</b>	<b>r</b>	<b>er</b>	<b>bb</b>	<b>so</b>
Appier (L)	6.1	6	3	3	5	7
Magnante	1.2	1	0	0	0	1
Tam	0.2	1	1	0	1	0
Jones	0.1	0	0	0	0	0

T – 3:15. A – 47,860

**Umpires** – Meriwether, McClelland, Schrieber, Clark, Nelson, Welke.

Oakland	ab	r	h	bi
Long cf	4	1	2	1
Velarde 2b	4	0	0	0
JaGiambi 1b	2	0	0	0
Chavez 3b	4	0	0	0
Tejada ss	3	1	0	0
Stairs rf	4	0	0	0
Grieve lf	2	0	0	0
JeGiambi dh	4	0	1	1
Hernandez c	3	0	1	0
<b>Totals</b>	<b>30</b>	<b>2</b>	<b>4</b>	<b>2</b>

New York	ab	r	h	bi
Jeter ss	4	0	1	2
Posada c	4	0	0	0
Justice lf	4	0	1	0
Williams cf	4	1	1	0
Martinez 1b	3	1	1	0
O'Neill rf	4	1	1	0
Hill dh	3	0	0	1
Knoblauch, pr-dh	0	0	0	0
Sojo 2b	3	1	1	1
Brosius 3b	2	0	0	0
<b>Totals</b>	<b>31</b>	<b>4</b>	<b>6</b>	<b>4</b>

Oakland	010	010	000	2	4	2
New York	020	100	01x	4	6	1

E – Velarde, Hernandez, Martinez. **DP** – New York 2. **LOB** – Oakland 6, New York 7. **2B** – Williams. **HR** – Long. **CS** – Jeter.

Oakland	ip	h	r	er	bb	so
Hudson (L)	8.0	6	4	3	4	5
<b>New York</b>	<b>ip</b>	<b>h</b>	<b>r</b>	<b>er</b>	<b>bb</b>	<b>so</b>
Hernandez (W)	7.0	4	2	2	5	4
Rivera (S)	2.0	0	0	0	0	1

T – 3:12. A – 56,606

**Umpires** – Reilly, Winters, Reed, Eddings, Reliford, Danley.

**Game 4 — October 7**  
**Oakland 11, New York 1**

**Game 5 — October 8**  
**New York 7, Oakland 5**

Oakland	ab	r	h	bi	New York	ab	r	h	bi
Long cf	4	0	0	0	Knoblauch dh	5	1	2	1
Velarde 2b	5	2	1	0	Jeter ss	4	1	1	0
Menchino 2b	0	0	0	0	O'Neill rf	5	1	2	0
JaGiambi 1b	2	2	0	0	Williams cf	4	0	0	1
Saenz dh	4	1	2	3	Justice lf	3	2	1	1
Piatt pr-dh	0	1	0	0	Bellinger lf	0	0	0	0
Chavez 3b	5	2	2	2	Martinez 1b	5	1	3	3
Tejada ss	4	2	1	1	Posada c	4	1	1	0
Grieve lf	4	1	2	2	Sojo 2b	3	0	0	1
Porter rf	1	0	1	1	Brosius 3b	4	0	2	0
Je Giambi rf	2	0	1	0	<b>Totals</b>	<b>37</b>	<b>7</b>	<b>12</b>	<b>7</b>
Christenson pr-lf-rf	2	0	1	1					
Hernandez c	3	0	0	1	<b>Oakland</b>	<b>ab</b>	<b>r</b>	<b>h</b>	<b>bi</b>
<b>Totals</b>	<b>36</b>	<b>11</b>	<b>11</b>	<b>11</b>	Long cf	3	1	0	0

New York	ab	r	h	bi	Velarde 2b	5	0	3	2
Jeter ss	3	0	2	0	JaGiambi 1b	4	0	1	1
Sojo 2b	4	0	0	0	Saenz dh	4	0	1	1
O'Neill rf	4	1	1	0	Tejada ss	5	1	3	0
Williams cf	3	0	0	0	Chavez 3b	5	0	1	1
Justice lf	4	0	2	0	Piatt rf	3	1	1	0
Hill dh	4	0	0	0	JeGiambi ph-rf	1	0	0	0
Posada c	3	0	1	1	Grieve lf	4	0	0	0
Polonia ph	1	0	1	0	Hernandez c	3	2	2	0
Martinez 1b	4	0	1	0	Stairs ph	1	0	1	0
Brosius 3b	4	0	0	0	Porter pr-cf	0	0	0	0
<b>Totals</b>	<b>34</b>	<b>1</b>	<b>8</b>	<b>1</b>	<b>Totals</b>	<b>38</b>	<b>5</b>	<b>13</b>	<b>5</b>

Oakland	300	003	014	11	11	0	New York	600	100	000	7	12	0
New York	000	001	000	1	8	0	Oakland	021	200	000	5	13	0

**DP** – Oakland 1, New York 1. **LOB** – Oakland 7, New York 8. **2B** – Velarde, Chavez, Tejada, Posada. **HR** – Saenz. **SH** – Hernandez. **SB** – Tejada.

**LOB** – New York 8, Oakland 10. **2B** – O'Neill, Martinez 2, Chavez, Stairs. **HR** – Justice. **SF** – Williams, Sojo, Ja.Giambi, Saenz. **SB** – Knoblauch.

Oakland	ip	h	r	er	bb	so	New York	ip	h	r	er	bb	so
Zito (W)	5.2	7	1	1	2	5	Pettitte	3.2	10	5	5	2	4
Mecir	1.0	0	0	0	0	0	Stanton (W)	2.0	1	0	0	0	3
Magnante	1.1	0	0	0	0	1	Nelson	1.1	0	0	0	0	2
Jones	1.0	1	0	0	0	1	Hernandez	0.1	1	0	0	0	1
<b>New York</b>	<b>ip</b>	<b>h</b>	<b>r</b>	<b>er</b>	<b>bb</b>	<b>so</b>	Rivera (S)	1.2	1	0	0	0	1
Clemens (L)	5.0	6	6	6	4	5	<b>Oakland</b>	<b>ip</b>	<b>h</b>	<b>r</b>	<b>er</b>	<b>bb</b>	<b>so</b>
Stanton	1.0	1	0	0	0	0	Heredia (L)	0.1	4	6	6	2	0
Choate	1.1	0	1	1	1	1	Tam	0.2	2	0	0	0	0
Gooden	1.2	4	4	4	1	1	Appier	4.0	4	1	1	1	6

**HBP** – by Gooden (Saenz, Hernandez).

**T** – 3:42. **A** – 56,915

**Umpires** – Winters, Reed, Eddings, Reliford, Danley, Reilly.

**T** – 3:50. **A** – 41,170

**Umpires** – Reed, Eddings, Reliford, Danley, Reilly, Winters.

# 2001 ALDS

The A's face New York in the American League Division Series again and lose to the Yankees in five games for the second straight year. The pitching staff compiles a 2.86 ERA, including 0.93 by Tim Hudson. Johnny Damon leads the A's with a .409 batting average and Terrence Long hits two home runs, both in Game 1.

The A's open the series with a 5-3 win for the second consecutive year as Mark Mulder allows one run on seven hits in 6 2/3 innings for the win. Terrence Long becomes the sixth Athletic to homer twice in a postseason game as he leads off the fourth and eighth innings with home runs. Johnny Damon is 4 for 4 with a walk and steals two bases. Tim Hudson combines with Jason Isringhausen for a 2-0, seven-hit shutout in Game 2. Hudson allows six of the hits in eight innings and Ron Gant homers to start the fourth inning. The series returns to Oakland for Game 3 and Mike Mussina and Mariano Rivera combine to shut out the A's on six hits. Jorge Posada homers with one out in the fifth for the only run and Barry Zito takes the loss, despite allowing one run on two hits and one walk in eight innings. Cory Lidle starts Game 4 and allows two unearned runs in the second, two in the third and two of the Yankees three runs in the fourth in a 9-2 loss. Lidle allows six runs on five hits and three walks in 3 1/3 innings. Miguel Tejada has four hits and Jermaine Dye breaks his leg after fouling off a pitch in the third inning. The series returns to Yankee Stadium for Game 5 and New York completes its comeback with a 5-3 win. RBI singles by Jason and Jeremy Giambi in the first and second innings give the A's a 2-0 lead but New York scores two in the second and unearned runs in the third and fourth off Mulder to take the lead for good. Mulder allows four runs on seven hits in 4 1/3 innings for the loss.

## FINAL STATISTICS

PLAYER	AVG	G	AB	R	H	TB	2B	3B	HR	RBI	SH	SF	HP	BB	IBB	SO	SB	CS	DP	E	SLG	OBP
Byrnes	.000	2	2	0	0	0	0	0	0	0	0	0	0	0	0	1	0	0	0	0	.000	.000
Chavez	.143	5	21	0	3	4	1	0	0	0	0	0	0	0	5	0	0	1	1	.190	.143	
Damon	.409	5	22	3	9	13	2	1	0	0	0	0	0	1	2	0	0	0	0	.591	.435	
Dye	.231	4	13	0	3	5	2	0	0	0	0	0	2	0	2	0	0	0	0	.385	.333	
Gant	.182	4	11	1	2	5	0	0	1	1	0	0	0	0	3	0	0	0	0	.455	.182	
Giambi, Ja.	.353	5	17	2	6	9	0	0	1	4	0	1	0	4	1	2	0	0	1	.529	.455	
Giambi, Je.	.308	5	13	0	4	5	1	0	0	2	0	0	1	0	0	1	0	0	0	.385	.357	
Hernandez	.000	5	10	0	0	0	0	0	0	0	0	0	1	1	0	4	0	0	0	.000	.167	
Long	.389	5	18	3	7	16	3	0	2	3	0	0	0	1	0	2	0	0	0	.889	.421	
Menechino	.083	4	12	2	1	1	0	0	0	0	0	0	0	1	0	4	0	0	0	.1083	.154	
Myers	.143	3	7	0	1	1	0	0	0	0	0	0	0	0	3	0	0	0	1	.143	.143	
Saenz	.000	3	4	0	0	0	0	0	0	0	0	0	0	0	0	1	0	0	0	.000	.000	
Santangelo	.333	2	3	0	1	2	1	0	0	0	0	0	1	0	0	0	0	0	0	.667	.500	
Tejada	.286	5	21	1	6	9	3	0	0	1	0	1	1	0	0	3	0	0	0	.429	.304	
<b>Totals</b>	<b>.247</b>	<b>5</b>	<b>174</b>	<b>12</b>	<b>43</b>	<b>70</b>	<b>13</b>	<b>1</b>	<b>4</b>	<b>11</b>	<b>0</b>	<b>2</b>	<b>3</b>	<b>11</b>	<b>1</b>	<b>31</b>	<b>3</b>	<b>0</b>	<b>3</b>	<b>.402</b>	<b>.300</b>	

PITCHER	W	L	ERA	G	GS	CG	GF	SHO	SV	IP	H	R	ER	HR	HB	BB	IBB	SO	WP	BK	AVG
Bradford	0	0	0.00	1	0	0	0	0	0	1.0	0	0	0	0	0	0	0	1	0	0	.000
Cuthrie	0	0	0.00	2	0	0	1	0	0	3.0	0	0	0	0	0	0	0	2	0	0	.000
Hiljus	0	0	27.00	1	0	0	0	0	0	0.1	0	1	1	0	0	2	0	0	0	0	.000
Hudson	1	0	0.93	2	1	0	0	0	0	9.2	8	1	1	1	1	1	0	5	0	0	.222
Isringhausen	0	0	0.00	2	0	0	2	0	2	2.0	1	0	0	0	0	1	0	3	0	0	.143
Lidle	0	1	10.80	1	1	0	0	0	0	3.1	5	6	4	0	0	3	0	0	0	0	.357
Magnante	0	0	0.00	1	0	0	0	0	0	1.1	3	0	0	0	0	1	0	1	0	0	.500
Mecir	0	0	5.40	2	0	0	1	0	0	3.1	4	2	2	1	0	0	0	4	0	0	.286
Mulder	1	1	2.45	2	2	0	0	0	0	11.0	14	5	3	0	2	2	0	7	0	0	.318
Tam	0	0	18.00	1	0	0	1	0	0	1.0	3	2	2	0	0	0	0	0	0	0	.500
Zito	0	1	1.13	1	1	0	0	0	0	8.0	2	1	1	1	2	1	0	6	0	0	.077
<b>Totals</b>	<b>2</b>	<b>3</b>	<b>2.86</b>	<b>5</b>	<b>5</b>	<b>0</b>	<b>5</b>	<b>1</b>	<b>2</b>	<b>44.0</b>	<b>40</b>	<b>18</b>	<b>14</b>	<b>3</b>	<b>4</b>	<b>11</b>	<b>0</b>	<b>29</b>	<b>0</b>	<b>0</b>	<b>.241</b>

**Game 1 — October 10**  
Oakland 5, New York 3

Oakland	ab	r	h	bi
Damon cf	4	1	4	0
Tejada ss	4	0	0	1
JaGiambi 1b	3	1	1	2
Dye rf	4	0	1	0
Chavez 3b	5	0	1	0
JeGiambi dh	4	0	1	0
Gant ph-dh	1	0	0	0
Long lf	4	2	2	2
Hernandez c	2	0	0	0
Menechino 2b	4	1	0	0
<b>Totals</b>	<b>35</b>	<b>5</b>	<b>10</b>	<b>5</b>

New York	ab	r	h	bi
Knoblauch lf	4	0	1	1
Jeter ss	4	0	3	0
Williams cf	4	1	0	0
Martinez 1b	4	1	1	2
Posada c	4	0	3	0
O'Neill dh	4	0	0	0
Justice rf	4	0	0	0
Brosius 3b	4	0	0	0
Soriano 2b	4	1	2	0
<b>Totals</b>	<b>36</b>	<b>3</b>	<b>10</b>	<b>3</b>

Oakland	100	100	120	5	10	1
New York	000	010	020	3	10	1

E – Menechino, Knoblauch. **DP** – Oakland 1, New York 1. **LOB** – Oakland 10, New York 6. **2B** – Dye, JeGiambi, Posada. **HR** – Martinez, JaGiambi, Long 2. **SF** – Tejada, JaGiambi. **SB** – Damon 2, Soriano. **CS** – Soriano

Oakland	ip	h	r	er	bb	so
Mulder (W)	6.2	7	1	1	0	5
Mecir	1.1	3	2	2	0	0
Isringhausen (S)	1.0	0	0	0	0	2
New York	ip	h	r	er	bb	so
Clemens (L)	4.0	4	2	2	3	1
Hitchcock	3.0	5	2	2	0	2
Witasick	0.2	1	1	1	1	0
Stanton	1.1	0	0	0	0	0

Clemens pitched to 1 batter in the 5th, Hitchcock pitched to 1 batter in the 8th **HBP** – by Clemens (Hernandez).

T – 3:45. A – 56,697

**Umpires** – DeMuth, Nelson, Schrieber, Reed, Rapuano, Gibson.

**Game 2 — October 11**  
Oakland 2, New York 0

Oakland	ab	r	h	bi
Damon cf	5	1	2	0
Tejada ss	5	0	2	0
JaGiambi 1b	3	0	0	0
Dye rf	3	0	0	0
Chavez 3b	4	0	0	0
Gant dh	3	1	2	1
JeGiambi ph	1	0	0	0
Long lf	4	0	2	0
Hernandez c	4	0	0	0
Menechino 2b	4	0	1	0
<b>Totals</b>	<b>36</b>	<b>2</b>	<b>9</b>	<b>1</b>

New York	ab	r	h	bi
Knoblauch lf	4	0	2	0
Jeter ss	4	0	2	0
O'Neill dh	4	0	0	0
Williams cf	4	0	1	0
Martinez 1b	3	0	1	0
Bellinger pr	0	0	0	0
Posada c	3	0	0	0
Justice rf	4	0	1	0
Brosius 3b	4	0	0	0
Soriano 2b	3	0	0	0
<b>Totals</b>	<b>33</b>	<b>0</b>	<b>7</b>	<b>0</b>

Oakland	000	100	001	2	9	0
New York	000	000	000	0	7	1

E – Brosius. **DP** – Oakland 1, New York 1. **LOB** – Oakland 10, New York 8. **2B** – Tejada 2, Long, Damon, Williams. **3B** – Damon. **HR** – Gant.

Oakland	ip	h	r	er	bb	so
Hudson (W)	8.0	6	0	0	1	3
Isringhausen (S)	1.0	1	0	0	1	1
New York	ip	h	r	er	bb	so
Pettitte (L)	6.1	7	1	1	2	4
Mendoza	1.2	1	0	0	1	1
Rivera	1.0	1	1	0	0	1

T – 3:24. A – 56,684

**Umpires** – Nelson, Schrieber, Reed, Rapuano, Gibson, DeMuth

**Game 3 — October 13**  
New York 1, Oakland 0

New York	ab	r	h	bi
Knoblauch lf	4	0	0	0
Soriano 2b	4	0	0	0
Jeter ss	3	0	0	0
Williams cf	3	0	0	0
Martinez 1b	3	0	0	0
Posada c	3	1	1	1
Spencer rf	3	0	1	0
Velarde dh	3	0	0	0
Brosius 3b	3	0	0	0
<b>Totals</b>	<b>29</b>	<b>1</b>	<b>2</b>	<b>1</b>

Oakland	ab	r	h	bi
Damon cf	4	0	0	0
Tejada ss	4	0	0	0
JaGiambi 1b	4	0	1	0
Dye rf	4	0	2	0
Chavez 3b	4	0	0	0
JeGiambi dh	3	0	1	0
Long lf	3	0	1	0
Hernandez c	2	0	0	0
Saenz ph	1	0	0	0
Santangelo 2b	0	0	0	0
Menechino 2b	2	0	0	0
Myers ph-c	1	0	1	0
<b>Totals</b>	<b>32</b>	<b>0</b>	<b>6</b>	<b>0</b>

New York	000	010	000	1	2	0
Oakland	000	000	000	0	6	1

E – Tejada. **DP** – Oakland 1. **LOB** – New York 4, Oakland 6. **2B** – Spencer, Dye, Long. **HR** – Posada.

New York	ip	h	r	er	bb	so
Mussina (W)	7.0	4	0	0	1	4
Rivera (S)	2.0	2	0	0	0	1
Oakland	ip	h	r	er	bb	so
Zito (L)	8.0	2	1	1	1	6
Guthrie	1.0	0	0	0	0	1

T – 2:42. A – 55,861

**Umpires** – Danley, Layne, Hirschbeck, Kulpa, Rippley, Barrett

**Game 4 — October 14**  
New York 9, Oakland 2

**Game 5 — October 15**  
New York 5, Oakland 3

New York					Oakland				
ab	r	h	bi		ab	r	h	bi	
Knoblauch lf	5	0	1	0	Damon cf	4	1	1	0
Jeter ss	4	2	1	0	Tejada ss	3	0	0	0
Justice dh	3	2	1	0	JaGiambi 1b	4	0	4	2
Williams cf	4	2	3	5	Chavez 3b	4	0	0	0
Martinez 1b	5	0	0	0	Long rf	4	1	1	0
Posada c	4	1	2	1	Gant lf	4	0	0	0
O'Neill rf	3	1	1	0	JeGiambi dh	2	0	1	1
Spencer ph-rf	2	0	0	0	Saenz ph-dh	2	0	0	0
Brosius 3b	3	0	1	1	Hernandez c	1	0	0	0
Soriano 2b	3	1	1	1	Myers c	3	0	0	0
<b>Totals</b>	<b>36</b>	<b>9</b>	<b>11</b>	<b>8</b>	Menechino 2b	2	1	0	0
					Byrnes ph	1	0	0	0
					<b>Totals</b>	<b>34</b>	<b>3</b>	<b>7</b>	<b>3</b>

Oakland					New York				
ab	r	h	bi		ab	r	h	bi	
Damon cf	5	0	2	0	Knoblauch lf	5	1	2	0
Tejada ss	5	1	4	0	Velarde dh	2	0	1	0
JaGiambi 1b	3	1	0	0	Justice ph-dh	2	1	1	1
Saenz ph	1	0	0	0	Jeter ss	3	0	2	1
Dye rf	2	0	0	0	Williams cf	3	1	0	0
Gant ph-lf	3	0	0	0	Martinez 1b	3	0	0	0
Long lf-rf	3	0	1	1	Posada c	4	1	2	0
JeGiambi dh	3	0	1	1	Spencer rf	3	1	1	0
Byrnes ph-dh	1	0	0	0	Brosius 3b	3	0	0	0
Chavez 3b	4	0	2	0	Soriano 2b	4	0	1	2
Myers c	3	0	0	0	<b>Totals</b>	<b>32</b>	<b>5</b>	<b>10</b>	<b>4</b>
Hernandez ph-c	1	0	0	0					
Santangelo 2b	3	0	1	0					
<b>Totals</b>	<b>37</b>	<b>2</b>	<b>11</b>	<b>2</b>					

New York	022	300	002	9	11	1
Oakland	002	000	000	2	11	1

Oakland	110	010	000	3	7	3
New York	021	101	00x	5	10	1

E – Brosius, Santangelo. DP – New York 1. LOB – New York 7, Oakland 11. 2B – Williams 2, O'Neill, Tejada, Chavez, Santangelo. 3B - Justice. SB – Soriano. CS – Jeter. S – Brosius.

E – Ja.Giambi, Chavez, Myers, Brosius. DP – Oakland 1, New York 1. LOB – Oakland 6, New York 9. 2B – Damon, Long, Knoblauch, Jeter. HR – Justice. SH – Velarde. SF – Jeter. SB – JeGiambi, Knoblauch, Posada. CS – Knoblauch, Williams.

New York							Oakland						
ip	h	r	er	bb	so		ip	h	r	er	bb	so	
Hernandez (W)	5.2	8	2	2	2	5	Mulder (L)	4.1	7	4	2	2	2
Stanton	1.2	2	0	0	0	1	Hudson	1.2	2	1	1	0	2
Mendoza	1.2	1	0	0	0	3	Mecir	2.0	1	0	0	0	4
Oakland							New York						
ip	h	r	er	bb	so		ip	h	r	er	bb	so	
Lidle (L)	3.1	5	6	4	3	0	Clemens	4.1	5	3	3	1	5
Hiljus	0.1	0	1	1	2	0	Stanton (W)	1.2	1	0	0	0	0
Magnante	1.1	3	0	0	1	1	Mendoza	1.0	0	0	0	0	1
Guthrie	2.0	0	0	0	0	1	Rivera (S)	2.0	1	0	0	0	2
Bradford	1.0	0	0	0	0	1							
Tam	1.0	3	2	2	0	0							

HBP – by Hernandez (Santangelo). WP – Hernandez  
T – 4:13. A – 43,681.  
Umpires – Layne, Hirschbeck, Kulpa, Rippley, Barrett, Danley

HBP – by Clemens (Tejada), by Mulder (Martinez), by Mulder (Brosius). WP – Clemens.  
T – 3:23. A – 56,642  
Umpires – Rapuano, Gibson, DeMuth, Nelson, Schrieber, Reed

## 2002 ALDS

The A's reach the postseason for the third consecutive season, facing Minnesota in the ALDS. However, the A's lose in five games for the third straight year. The A's hit .288 in the series, scoring 26 runs in the five games. Scott Hatteberg leads the A's with a .500 batting average and Ray Durham hits two home runs. The A's pitching staff allows 27 runs for a 4.09 ERA.

After winning Game 1 in each of the previous two seasons, the A's drop the opener in 2002, 7-5. The A's take a 5-1 lead after two innings but Tim Hudson allows a run in the third and one of the Twins three runs in the sixth. Ted Lilly allows two runs in two-thirds of an inning for the loss and blown save. The A's win Game 2 9-1 as Eric Chavez hits a three-run home run in the first to give Mark Mulder all the runs he would need. Mulder allows a run on five hits in six innings. The series moves to Minnesota for Game 3 and the A's win 6-3 behind Barry Zito. Ray Durham leads off the game with an inside-the-park home run and Scott Hatteberg follows with a home run to mark the first time in postseason history a team has started a game with back-to-back home runs. The Twins even the series at two with an 11-2 win in Game 4. Miguel Tejada hits a two-run home run in the third inning but Tim Hudson allows two in the bottom of the inning before the Twins score seven unearned runs in the fourth to hand Hudson the loss. Minnesota then wins Game 5, 5-4. The Twins take a 2-0 lead before Ray Durham homers in the bottom of the third. The score remains 2-1 until Billy Koch allows three runs in the ninth. Mark Ellis hits a three-run home run in the bottom of the ninth.

### FINAL STATISTICS

PLAYER	AVG	G	AB	R	H	TB	2B	3B	HR	RBI	SH	SF	HP	BB	IBB	SO	SB	CS	DP	E	SLG	OBP	
Byrnes	.000	2	1	0	0	0	0	0	0	0	0	0	0	0	0	0	1	0	0	0	0	.000	.000
Chavez	.381	5	21	3	8	11	0	0	1	5	0	0	0	2	1	1	0	0	0	0	0	.524	.435
Durham	.333	5	21	7	7	16	3	0	2	2	0	0	1	2	0	4	1	0	0	0	0	.762	.417
Dye	.400	5	20	3	8	13	2	0	1	1	0	0	0	1	0	5	0	0	0	0	0	.650	.429
Ellis	.368	5	19	1	7	12	2	0	1	4	0	0	0	1	0	2	0	0	0	0	1	.632	.400
Hatteberg	.500	5	14	5	7	12	2	0	1	3	0	0	0	3	0	0	0	0	0	0	1	.857	.588
Hernandez	.059	5	17	0	1	1	0	0	0	0	0	0	0	0	0	4	0	0	1	0	.059	.059	
Justice	.238	5	21	2	5	8	1	1	0	4	0	0	0	0	0	4	0	0	1	0	.381	.238	
Long	.167	5	18	1	3	6	0	0	1	1	0	0	0	1	0	2	0	0	0	0	.333	.211	
Mabry	.000	2	2	0	0	0	0	0	0	0	0	0	0	0	0	1	0	0	0	0	.000	.000	
Myers	.000	2	1	0	0	0	0	0	0	0	0	0	0	0	0	1	0	0	0	0	.000	.000	
Piatt	.333	3	3	0	1	2	1	0	0	0	0	0	0	0	0	1	0	0	0	0	.667	.333	
Saenz	—	1	0	0	0	0	0	0	0	0	0	0	0	1	0	0	0	0	0	0	—	1.000	
Tejada	.143	5	21	3	3	7	1	0	1	4	0	1	0	1	0	7	0	0	0	1	.333	.174	
Velarde	.600	4	5	1	3	4	1	0	0	1	0	0	0	0	0	1	0	0	0	0	.800	.600	
<b>Totals</b>	<b>.288</b>	<b>5</b>	<b>184</b>	<b>26</b>	<b>53</b>	<b>92</b>	<b>13</b>	<b>1</b>	<b>8</b>	<b>25</b>	<b>0</b>	<b>1</b>	<b>1</b>	<b>12</b>	<b>1</b>	<b>34</b>	<b>1</b>	<b>0</b>	<b>2</b>	<b>3</b>	<b>.500</b>	<b>.333</b>	

PITCHER	W	L	ERA	G	GS	CG	GF	SHO	SV	IP	H	R	ER	HR	HB	BB	IBB	SO	WP	BK	AVG
Bowie	0	0	0.00	1	0	0	1	0	0	1.1	0	0	0	0	0	0	0	3	0	0	.000
Bradford	0	0	0.00	2	0	0	0	0	0	3.0	1	0	0	0	1	0	0	1	0	0	.111
Hudson	0	1	6.23	2	2	0	0	0	0	8.2	13	11	6	2	1	4	0	8	1	0	.333
Koch	0	0	9.00	3	0	0	3	0	1	3.0	5	3	3	1	0	2	0	3	0	0	.357
Lidle	0	0	9.00	1	0	0	0	0	0	1.0	2	1	1	0	0	0	0	0	0	0	.400
Lilly	0	1	13.50	2	0	0	0	0	0	4.0	10	6	6	1	0	1	0	3	1	0	.476
Mecir	0	0	0.00	1	0	0	1	0	0	1.0	0	0	0	0	0	0	0	2	0	0	.000
Mulder	1	1	2.08	2	2	0	0	0	0	13.0	14	3	3	1	0	3	1	12	1	0	.280
Rincon	0	0	0.00	2	0	0	0	0	0	3.0	2	0	0	0	0	0	0	2	0	0	.182
Zito	1	0	4.50	1	1	0	0	0	0	6.0	5	3	3	0	0	4	0	8	1	0	.217
<b>Totals</b>	<b>2</b>	<b>3</b>	<b>4.09</b>	<b>5</b>	<b>5</b>	<b>0</b>	<b>5</b>	<b>0</b>	<b>1</b>	<b>44.0</b>	<b>52</b>	<b>27</b>	<b>20</b>	<b>5</b>	<b>2</b>	<b>14</b>	<b>1</b>	<b>42</b>	<b>4</b>	<b>0</b>	<b>.291</b>

**Game 1 — October 1**  
Minnesota 7, Oakland 5

**Game 2 — October 2**  
Oakland 9, Minnesota 1

**Game 3 — October 4**  
Oakland 6, Minnesota 3

Minnesota	ab	r	h	bi	Minnesota	ab	r	h	bi	Oakland	ab	r	h	bi
Jones lf	5	0	1	1	Jones lf	3	0	1	0	Durham dh	4	2	1	1
Guzman ss	4	1	2	0	Mohr lf	1	0	1	0	Hatteberg 1b	2	1	1	1
Koskie 3b	5	1	1	3	Guzman ss	3	1	1	1	Velarde ph-1b	2	1	1	1
Ortiz dh	5	0	0	0	Koskie 3b	3	0	0	0	Tejada ss	4	0	0	1
Hunter cf	4	1	1	0	Lecroy dh	4	0	2	0	Chavez 3b	4	0	1	0
Mientkiewicz 1b	5	1	1	1	Hunter cf	3	0	0	0	Dye rf	4	1	1	1
Cuddyer rf	3	1	2	1	Hocking rf	1	0	1	0	Justice lf	4	0	0	0
Mohr rf	0	0	0	0	Mientkiewicz 1b	4	0	0	0	Ellis 2b	4	0	1	0
Pierzynski c	4	1	4	1	Cuddyer rf	1	0	0	0	Long cf	3	1	1	1
Rivas 2b	3	1	1	0	Kielty, ph-cf-rf	2	0	0	0	Hernandez c	4	0	1	0
<b>Totals</b>	<b>38</b>	<b>7</b>	<b>13</b>	<b>7</b>	Pierzynski c	2	0	0	0	<b>Totals</b>	<b>35</b>	<b>6</b>	<b>9</b>	<b>6</b>

Oakland	ab	r	h	bi	Oakland	ab	r	h	bi	Minnesota	ab	r	h	bi
Durham dh	5	1	2	0	Durham dh	3	3	1	0	Jones lf	4	1	2	0
Hatteberg 1b	2	2	1	1	Hatteberg 1b	4	1	2	1	Guzman ss	4	0	0	0
Saenz ph-1b	0	0	0	0	Mabry ph-1b	1	0	0	0	Koskie 3b	5	1	1	1
Velarde ph-1b	1	0	1	0	Tejada ss	4	1	1	1	Ortiz dh	3	0	0	0
Tejada ss	5	1	1	0	Chavez 3b	4	2	2	3	Kielty ph	1	0	0	0
Chavez 3b	5	1	2	2	Dye rf	4	1	1	0	Hunter cf	4	1	2	1
Dye rf	5	0	2	0	Justice lf	5	1	2	3	Mientkiewicz 1b	3	0	1	0
Justice lf	5	0	2	1	Byrnes lf	0	0	0	0	Cuddyer rf	4	0	1	0
Ellis 2b	4	0	1	0	Ellis 2b	4	0	3	1	Pierzynski c	3	0	1	1
Long cf	4	0	0	0	Long cf	4	0	2	0	Rivas 2b	3	0	0	0
Piatt ph	1	0	0	0	Hernandez c	4	0	0	0	Hocking ph	1	0	0	0
Hernandez c	4	0	0	0	<b>Totals</b>	<b>37</b>	<b>9</b>	<b>14</b>	<b>9</b>	<b>Totals</b>	<b>35</b>	<b>3</b>	<b>8</b>	<b>3</b>

Minnesota	012	003	100	7	13	3
Oakland	320	000	000	5	12	0

E – Guzman, Pierzynski, Koskie. **DP** – Oakland 1. **LOB** – Minnesota 8, Oakland 12. **2B** – Hunter, Cuddyer, Durham 2, Ellis, Jones. **3B** – Pierzynski. **HR** – Koskie, Mientkiewicz. **SH** – Rivas.

Minnesota	ip	h	r	er	bb	so
Radke (W)	5.0	8	5	1	1	3
Santana	1.2	2	0	0	1	2
Romero	1.1	1	0	0	0	1
Guardado (S)	1.0	1	0	0	1	1

Oakland	ip	h	r	er	bb	so
Hudson	5.1	8	4	4	2	4
Lilly (L)	0.2	3	2	2	1	1
Lidle	1.0	2	1	1	0	0
Rincon	1.0	0	0	0	0	0
Mecir	1.0	0	0	0	0	2

T – 3:44. A – 34,853.

**Umpires** – Davis, Meriwether, Marquez, Cousins, West, Diaz

Minnesota	000	001	000	1	7	1
Oakland	300	510	00x	9	14	0

E – Jones. **DP** – Minnesota 1, Oakland 2. **LOB** – Minnesota 7, Oakland 9. **2B** – Hatteberg, Dye, Tejada, Ellis, Durham, Mohr. **3B** – Justice. **HR** – Chavez, Guzman. **SH** – Guzman.

Minnesota	ip	h	r	er	bb	so
Mays (L)	3.2	9	6	6	2	1
Fiore	1.1	4	3	3	2	0
Lohse	2.0	1	0	0	0	2
Hawkins	1.0	0	0	0	0	2

Oakland	ip	h	r	er	bb	so
Mulder (W)	6.0	5	1	1	2	3
Bradford	2.0	1	0	0	0	1
Koch	1.0	1	0	0	0	1

**HBP** – by Mays (Durham), by Bradford (Koskie). **WP** – Fiore.

T – 3:04. A – 31,953.

**Umpires** – Meriwether, Marquez, Cousins, West, Diaz, Davis

E – Ellis. **LOB** – Oakland 7, Minnesota 9. **2B** – Hunter, Velarde, Jones. **3B** – Koskie. **HR** – Durham, Hatteberg, Long, Dye. **SF** – Tejada. **SB** – Guzman.

Oakland	ip	h	r	er	bb	so
Zito (W)	6.0	5	3	3	4	8
Rincon	2.0	2	0	0	0	2
Koch (S)	1.0	1	0	0	0	0

Minnesota	ip	h	r	er	bb	so
Reed (L)	5.0	6	4	4	2	8
Santana	1.1	1	2	2	1	0
Jackson	0.2	1	0	0	0	0
Romero	1.0	1	0	0	1	0
Hawkins	1.0	0	0	0	0	2

Reed pitched to 1 batter in the 6th

**WP** – Zito. T – 3:26. A – 55,932

**Umpires** – Joyce, Winters, McClelland, Culbreth, Crawford, Eddings

**Game 4 — October 5**  
**Minnesota 11, Oakland 2**

**Game 5 — October 6**  
**Minnesota 5, Oakland 4**

Oakland	ab	r	h	bi
Durham dh	4	0	0	0
Hatteberg 1b	3	1	1	0
Tejada ss	4	1	1	2
Chavez 3b	4	0	1	0
Dye rf	3	0	3	0
Mabry rf	1	0	0	0
Justice lf	3	0	0	0
Piatt lf	1	0	1	0
Ellis 2b	3	0	0	0
Myers c	1	0	0	0
Long cf	3	0	0	0
Byrnes ph	1	0	0	0
Hernandez c	3	0	0	0
Velarde 2b	0	0	0	0
<b>Totals</b>	<b>34</b>	<b>2</b>	<b>7</b>	<b>2</b>

Minnesota	ab	r	h	bi
Jones lf	3	2	1	0
Kielty ph-rf	1	0	0	0
Guzman ss	5	1	0	1
Koskie 3b	4	1	1	1
Ortiz dh	3	0	2	1
LeCroy ph	2	0	0	0
Hunter cf	4	2	2	1
Mientkiewicz 1b	4	2	3	3
Cuddyer rf	3	0	0	0
Mohr rf-lf	1	0	1	0
Pierzynski c	3	2	1	0
Rivas 2b	4	1	1	0
<b>Totals</b>	<b>37</b>	<b>11</b>	<b>12</b>	<b>7</b>

Minnesota	ab	r	h	bi
Jones lf	5	0	0	0
Guzman ss	5	2	3	0
Koskie 3b	4	0	0	0
LeCroy dh	3	1	2	1
Ortiz ph	2	0	1	1
Hunter cf	5	0	1	0
Mientkiewicz 1b	4	0	0	0
Cuddyer rf	2	0	2	0
Mohr rf	0	1	0	0
Pierzynski c	4	1	1	2
Hocking 2b	4	0	2	1
<b>Totals</b>	<b>38</b>	<b>5</b>	<b>12</b>	<b>5</b>

Oakland	ab	r	h	bi
Durham dh	5	1	3	1
Hatteberg 1b	3	0	1	0
Piatt ph	1	0	0	0
Myers c	0	0	0	0
Tejada ss	4	0	0	0
Chavez 3b	4	0	2	0
Dye rf	4	1	1	0
Justice lf	4	1	1	0
Ellis 2b	4	1	2	3
Long cf	4	0	0	0
Hernandez c	2	0	0	0
Velarde ph-1b	2	0	1	0
<b>Totals</b>	<b>37</b>	<b>4</b>	<b>11</b>	<b>4</b>

Minnesota	011	000	003	5	12	0
Oakland	001	000	003	4	11	0

Oakland	002	000	000	2	7	2
Minnesota	002	700	20x	11	12	0

E — Tejada, Hatteberg. **LOB** — Oakland 6, Minnesota 5. **2B** — Hatteberg, Jones, Ortiz, Dye, Hunter, Rivas, Piatt. **HR** — Tejada, Mientkiewicz.

Oakland	ip	h	r	er	bb	so
Hudson (L)	3.1	5	7	2	2	4
Lilly	3.1	7	4	4	0	2
Bowie	1.1	0	0	0	0	3

Minnesota	ip	h	r	er	bb	so
Milton (W)	7.0	6	2	2	1	3
Lohse	2.0	1	0	0	0	3

**HBP** — by Hudson (Jones). **WP** — Hudson, Lilly.  
**T** — 3:20. **A** — 55,960  
**Umpires** — Winters, McClelland, Culbreth, Crawford, Eddings, Joyce.

**DP** — Minnesota 1. **LOB** — Minnesota 9, Oakland 6. **2B** — Guzman 2, Hunter, Hocking, LeCroy, Justice. **HR** — Durham, Pierzynski, Ellis. **SB** — Durham, Guzman.

Minnesota	ip	h	r	er	bb	so
Radke (W)	6.2	6	1	1	0	4
Romero	1.0	1	0	0	0	1
Hawkins	0.1	0	0	0	0	1
Guardado	1.0	4	3	3	0	0

Oakland	ip	h	r	er	bb	so
Mulder (L)	7.0	9	2	2	1	9
Bradford	1.0	0	0	0	0	0
Koch	1.0	3	3	3	2	2

**WP** — Mulder. **T** — 3:23. **A** — 32,146.  
**Umpires** — West, Diaz, Davis, Meriwether, Marquez, Cousins.



## 2003 ALDS

The A's reach the postseason for the fourth consecutive season, facing Boston in the ALDS. However, the A's lose in five games for the fourth straight year. The A's hit .213 in the series and outscore the Red Sox 18-17. Eric Byrnes leads the A's with a .462 batting average. The A's pitching staff records a 2.98 ERA and Ted Lilly does not allow a run in 9.0 innings.

The A's win Game 1 in 12 innings as Ramon Hernandez has a bases loaded two-out bunt single in the bottom of the 12th for a 5-4 win. Erubiel Durazo sends the game into extra innings with a two-out RBI single in the bottom of the ninth. Oakland takes a 2-0 lead in the series with a 5-1 win in Game 2. The A's score all five of their runs in the second inning, highlighted by a Hernandez RBI single and an Eric Byrnes two-run double. Barry Zito allows one run on five hits in 7.0 innings and strikes out nine for the win. The series moves to Boston for Game 3 and the Sox win 3-1 in 11 innings on a two-run pinch-hit home run by Trot Nixon. The A's trail 1-0 after five innings before tying the game with a run in the sixth inning, an inning in which Byrnes is tagged out when he fails to touch home and Miguel Tejada is tagged out between third and home when he stops after being obstructed. The A's lose Game 4, 5-4, as starting pitcher Tim Hudson is injured after one inning. The A's lead 4-2 entering the bottom of the sixth but Boston scores a run in the sixth and two more in the eighth off Keith Foulke for the win. Barry Zito has a two-hit shutout after five innings in Game 5 but the Red Sox score four times in the sixth inning off him for a 4-3 win.

### FINAL STATISTICS

PLAYER	AVG	G	AB	R	H	TB	2B	3B	HR	RBI	SH	SF	HP	BB	IBB	SO	SB	CS	DP	E	SLG	OBP
Byrnes	.462	5	13	2	6	7	1	0	0	2	0	0	0	0	0	5	1	0	0	0	.538	.462
Chavez	.045	5	22	1	1	2	1	0	0	0	0	0	0	1	1	3	1	0	0	2	.091	.087
Durazo	.238	5	21	3	5	7	2	0	0	3	0	0	0	3	0	4	0	0	0	0	.333	.333
Dye	.231	4	13	2	3	6	0	0	1	3	0	0	1	0	0	2	0	0	0	0	.462	.286
Ellis	.118	5	17	2	2	2	0	0	0	0	0	0	1	4	0	7	0	0	0	1	.118	.318
Guillen	.455	4	11	1	5	6	1	0	0	1	0	0	0	3	0	2	0	0	0	0	.545	.571
Hatteberg	.176	5	17	3	3	3	0	0	0	0	0	0	0	5	0	3	0	0	0	0	.176	.364
Hernandez	.200	4	15	1	3	3	0	0	0	2	1	0	1	2	0	1	0	0	0	1	.200	.333
Long	.250	4	8	0	2	2	0	0	0	0	0	0	0	1	1	3	0	0	0	0	.250	.333
McMillon	.167	3	6	0	1	1	0	0	0	1	0	0	0	1	0	1	0	0	0	0	.167	.286
Melhuse	.600	2	5	1	3	5	0	1	0	1	0	0	0	0	0	1	0	0	0	0	1.000	.600
Menechino	-	1	0	0	0	0	0	0	0	0	0	0	0	0	0	0	0	0	0	0	-	-
Singleton	.286	2	7	2	2	4	2	0	0	0	0	0	1	1	0	1	1	0	0	0	.571	.444
Tejada	.087	5	23	0	2	3	1	0	0	2	0	0	0	0	0	4	0	0	0	1	.130	.087
<b>Totals</b>	<b>.213</b>	<b>5</b>	<b>178</b>	<b>18</b>	<b>38</b>	<b>51</b>	<b>8</b>	<b>1</b>	<b>1</b>	<b>15</b>	<b>1</b>	<b>0</b>	<b>4</b>	<b>21</b>	<b>2</b>	<b>37</b>	<b>3</b>	<b>0</b>	<b>0</b>	<b>5</b>	<b>.287</b>	<b>.310</b>

PITCHER	W	L	ERA	G	GS	CG	GF	SHO	SV	IP	H	R	ER	HR	HB	BB	IBB	SO	WP	BK	AVG
Bradford	0	0	0.00	4	0	0	0	0	0	3.2	4	0	0	0	0	2	2	5	0	0	.286
Foulke	0	1	3.60	3	0	0	2	0	0	5.0	4	2	2	0	0	2	1	3	0	0	.211
Harden	1	1	13.50	2	0	0	2	0	0	1.1	2	2	2	1	0	2	1	1	1	0	.333
Hudson	0	0	3.52	2	2	0	0	0	0	7.2	10	3	3	2	0	1	0	6	0	0	.323
Lilly	0	0	0.00	2	1	0	0	0	0	9.0	2	1	0	0	0	1	2	0	7	0	.065
Mecir	0	0	0.00	1	0	0	0	0	0	0.2	1	0	0	0	0	1	1	0	0	0	.333
Rincon	0	0	4.50	4	0	0	1	0	0	4.0	4	2	2	2	0	1	0	3	0	0	.267
Sparks	0	0	4.50	1	0	0	0	0	0	4.0	2	2	2	1	0	3	0	1	0	0	.143
Zito	1	1	3.46	2	2	0	0	0	0	13.0	9	5	5	2	1	4	0	13	0	0	.191
<b>Totals</b>	<b>2</b>	<b>3</b>	<b>2.98</b>	<b>5</b>	<b>5</b>	<b>0</b>	<b>5</b>	<b>0</b>	<b>0</b>	<b>48.1</b>	<b>38</b>	<b>17</b>	<b>16</b>	<b>8</b>	<b>2</b>	<b>18</b>	<b>5</b>	<b>39</b>	<b>1</b>	<b>0</b>	<b>.211</b>

**Game 1 — October 1**  
Oakland 5, Boston 4 (12)

**Game 2 — October 2**  
Oakland 5, Boston 1

**Game 3 — October 4**  
Boston 3, Oakland 1 (11)

Boston	ab	r	h	bi
Damon cf	5	0	1	0
GarciaParra ss	5	1	2	0
Walker 2b	5	2	4	3
Jackson 2b	1	0	0	0
Ramirez lf	5	0	0	0
Ortiz dh	5	0	0	0
Millar 1b	6	0	2	0
Mueller 3b	5	0	1	0
Nixon rf	3	0	0	0
McCarthy ph	0	0	0	0
Brown ph-rrf	1	0	0	0
Kapler ph-rrf	2	0	0	0
Varitek c	3	1	2	1
<b>Totals</b>	<b>46</b>	<b>4</b>	<b>12</b>	<b>4</b>

Oakland	ab	r	h	bi
Ellis 2b	4	1	1	0
Durazo dh	4	1	2	3
Chavez 3b	6	1	0	0
Tejada ss	6	0	1	1
Hatteberg 1b	4	0	0	0
Guillen lf	3	0	1	0
Long ph-lf-rrf	2	0	0	0
Hernandez c	4	0	2	1
Dye rf	3	0	0	0
McMillon ph	0	0	0	0
Byrnes pr-lf	1	1	0	0
Singleton cf	4	1	1	0
<b>Totals</b>	<b>41</b>	<b>5</b>	<b>8</b>	<b>5</b>

Boston	100	010	200	000	412	2	
Oakland	003	000	001	001	5	8	0

E – Martinez, Walker. DP – Boston 1, Oakland 1. LOB – Boston 13, Oakland 12. 2B – Singleton, Durazo, Mueller. HR - Walker 2, Varitek. SB – Damon, Singleton, Chavez.

Boston	ip	h	r	er	bb	so
Martinez	7.0	6	3	3	4	3
Timlin	1.0	0	0	0	0	2
Kim	0.2	0	1	1	1	1
Embree	0.1	1	0	0	0	0
Williamson	1.0	0	0	0	1	2
Lowe (L)	1.2	1	1	1	4	2
<b>Oakland</b>	<b>ip</b>	<b>h</b>	<b>r</b>	<b>er</b>	<b>bb</b>	<b>so</b>
Hudson	6.2	10	3	3	1	5
Rincon	0.2	2	1	1	1	1
Bradford	0.2	0	0	0	1	1
Foulke	3.0	0	0	0	2	3
Harden (W)	1.0	0	0	0	2	1

HBP - by Kim (Singleton). WP - Harden  
T – 4:37. A – 50,606.

Umpires – Marsh, Cooper, Bell, Darling, Welke, Gibson

Boston	ab	r	h	bi
Damon cf	4	0	2	1
GarciaParra ss	3	0	1	0
Walker 2b	4	0	0	0
Ramirez lf	3	0	1	0
Ortiz dh	4	0	0	0
Millar 1b	4	0	0	0
Mueller 3b	4	0	1	0
Kapler rf	3	0	0	0
Varitek ph	1	0	0	0
Mirabelli c	3	1	1	0
<b>Totals</b>	<b>33</b>	<b>1</b>	<b>6</b>	<b>1</b>

Oakland	ab	r	h	bi
Ellis 2b	2	1	0	0
Durazo dh	4	0	1	0
Chavez 3b	4	0	0	0
Tejada ss	4	0	0	0
Hatteberg 1b	4	0	1	0
Guillen lf	1	1	0	0
Long lf	1	0	1	0
Hernandez c	4	1	1	1
Dye rf	3	1	0	0
Byrnes cf	4	1	2	2
<b>Totals</b>	<b>31</b>	<b>5</b>	<b>6</b>	<b>3</b>

Boston	001	000	000	1	6	1
Oakland	050	000	00x	5	6	0

E – Walker. LOB – Boston 7, Oakland 7. 2B – Byrnes, Mirabelli, Damon.

Boston	ip	h	r	er	bb	so
Wakefield (L)	6.0	4	5	3	3	7
Embree	1.0	0	0	0	0	0
Williamson	1.0	2	0	0	0	1
<b>Oakland</b>	<b>ip</b>	<b>h</b>	<b>r</b>	<b>er</b>	<b>bb</b>	<b>so</b>
Zito (W)	7.0	5	1	1	2	9
Bradford	1.0	0	0	0	0	1
Foulke	1.0	1	0	0	0	0

HBP - by Wakefield (Dye, Ellis). PB – Mirabelli.

T – 2:37. A – 36,305.

Umpires – Cooper, Bell, Darling, Welke, Gibson, Marsh

Oakland	ab	r	h	bi
McMillon lf	5	0	0	0
Durazo dh	4	1	0	0
Tejada ss	5	0	0	0
Chavez 3b	4	0	0	0
Hernandez c	5	0	0	0
Hatteberg 1b	4	0	1	0
Ellis 2b	4	0	1	0
Long rf	4	0	1	0
Byrnes cf	4	0	3	0
<b>Totals</b>	<b>39</b>	<b>1</b>	<b>6</b>	<b>0</b>

Boston	ab	r	h	bi
Damon cf	4	0	1	0
GarciaParra ss	4	0	2	0
Mueller 3b	5	0	0	0
Ramirez lf	4	0	0	0
Ortiz dh	4	0	0	0
Millar 1b	4	0	1	0
Varitek c	4	1	1	0
Brown pr	0	0	0	0
Mirabelli c	1	1	1	0
Kapler rf	4	0	0	0
Nixon ph	1	1	1	2
Jackson 2b	3	0	0	0
Walker ph-2b	1	0	0	0
<b>Totals</b>	<b>39</b>	<b>3</b>	<b>7</b>	<b>2</b>

Oakland	000	001	000	00	1	6	4
Boston	010	000	000	02	3	7	2

E – Tejada, Chavez 2, Hernandez, Lowe, GarciaParra. DP - Oakland 2. LOB – Oakland 7, Boston 10. 2B – Damon. HR - Nixon. SB – Byrnes, GarciaParra.

Oakland	ip	h	r	er	bb	so
Lilly	7.0	2	1	0	2	5
Bradford	1.2	2	0	0	1	2
Rincon	0.2	0	0	0	0	1
Mecir	0.2	1	0	0	1	0
Harden (L)	0.1	2	2	2	0	0
<b>Boston</b>	<b>ip</b>	<b>h</b>	<b>r</b>	<b>er</b>	<b>bb</b>	<b>so</b>
Lowe	7.0	6	1	0	2	2
Timlin	3.0	0	0	0	0	3
Williamson (W)	1.0	0	0	0	0	2

HBP – by Lilly (Damon). T – 3:42. A – 35,460.

Umpires – Emmel, Davis, Joyce, Welke, Montague, Barrett

**Game 4 — October 5**  
**Boston 5, Oakland 4**

**Game 5 — October 6**  
**Boston 4, Oakland 3**

Oakland	ab	r	h	bi
Ellis 2b	4	0	0	0
Durazo dh	5	0	1	0
Chavez 3b	4	0	1	0
Tejada ss	4	0	0	0
Hatteberg 1b	3	2	1	0
Guillen lf	4	0	2	0
Melhuse c	4	1	3	1
Dye rf	4	1	2	3
Byrnes cf	4	0	1	0
<b>Totals</b>	<b>36</b>	<b>4</b>	<b>11</b>	<b>4</b>

Boston	ab	r	h	bi
Damon cf	4	1	1	2
GarciaParra ss	4	1	1	0
Walker 2b	4	1	1	1
Jackson 2b	0	0	0	0
Ramirez lf	4	1	2	0
Ortiz dh	4	0	1	2
Brown pr	0	0	0	0
Millar 1b	3	0	0	0
Nixon rf	2	0	1	0
Mueller 3b	2	0	0	0
Varitek c	3	1	0	0
<b>Totals</b>	<b>30</b>	<b>5</b>	<b>7</b>	<b>5</b>

Oakland	010	003	000	4	11	1
Boston	002	001	02x	5	7	0

**E** – Ellis. **DP** - Oakland 1, Boston 1. **LOB** – Oakland 7, Boston 4. **2B** – Chavez, GarciaParra, Ortiz. **3B** - Melhuse. **HR** - Damon, Dye, Walker.

Oakland	ip	h	r	er	bb	so
Hudson	1.0	0	0	0	0	1
Sparks	4.0	2	2	2	3	1
Rincon	2.0	2	1	1	0	0
Foulke (L)	1.0	3	2	2	0	0
<b>Boston</b>	<b>ip</b>	<b>h</b>	<b>r</b>	<b>er</b>	<b>bb</b>	<b>so</b>
Burke	5.1	9	4	4	2	1
Wakefield	1.2	2	0	0	0	0
Williamson (W)	2.0	0	0	0	0	3

**T** – 3:02. **A** – 35,048  
**Umpires** – Davis, Joyce, Welke, Montague, Barrett, Emmel

Boston	ab	r	h	bi
Damon cf	2	1	1	0
Brown ph-cf	1	0	0	0
GarciaParra ss	4	0	0	0
Walker 2b	2	1	0	0
Jackson 2b	1	0	0	0
Ramirez lf	4	1	1	3
Ortiz dh	4	0	1	0
Kapler pr	0	0	0	0
Millar 1b	4	0	2	0
Mueller 3b	3	0	0	0
Nixon rf	4	0	0	0
Varitek c	3	1	1	1
<b>Totals</b>	<b>32</b>	<b>4</b>	<b>6</b>	<b>4</b>

Oakland	ab	r	h	bi
Ellis 2b	3	0	0	0
McMillon ph	1	0	1	1
Menechino pr-2b	0	0	0	0
Long ph	1	0	0	0
Durazo dh	4	1	1	0
Chavez 3b	4	0	0	0
Tejada ss	4	0	1	1
Hatteberg 1b	2	1	0	0
Byrnes pr	0	0	0	0
Guillen lf	3	0	2	1
Hernandez c	2	0	0	0
Dye rf	3	0	1	0
Melhuse ph	1	0	0	0
Singleton cf	3	1	1	0
<b>Totals</b>	<b>31</b>	<b>3</b>	<b>7</b>	<b>3</b>

Boston	000	004	000	4	6	0
Oakland	000	101	010	3	7	0

**DP** – Boston 1. **LOB** – Boston 4, Oakland 7. **2B** – Guillen, Durazo, Tejada, Singleton. **HR** - Varitek, Ramirez. **SH** - Hernandez. **SB** – Damon.

Boston	ip	h	r	er	bb	so
Martinez (W)	7.0	7	3	3	1	6
Embree	0.2	0	0	0	0	0
Timlin	0.1	0	0	0	0	0
Williamson	0.0	0	0	0	2	0
Lowe (S)	1.0	0	0	0	1	2
<b>Oakland</b>	<b>ip</b>	<b>h</b>	<b>r</b>	<b>er</b>	<b>bb</b>	<b>so</b>
Zito (L)	6.0	4	4	4	2	4
Lilly	2.0	0	0	0	0	2
Bradford	0.1	2	0	0	0	1
Rincon	0.2	0	0	0	0	1

**HBP** – by Martinez (Hernandez), by Zito (Walker). **T** – 3:05. **A** – 49,397.  
**Umpires** – Welke, Gibson, Marsh, Cooper, Bell, Darling

## 2006 ALDS

The A's returned to postseason play for the fifth time in seven years and won a postseason series for the first time since the 1990 ALCS by sweeping Minnesota three games to none in the ALDS. They snap a six-series postseason losing streak and a nine-game losing streak in potential postseason clinching games, which was the longest such streak in Major League history. The A's batted .245 in the series and compiled a 2.33 ERA while outscoring the Twins 16-7. Frank Thomas led the A's with a .500 batting average and two home runs and Marco Scutaro topped the club with six RBI.

The A's win Game 1 in Minnesota, 3-2 as Barry Zito allows just one run on four hits in eight innings for the win. Frank Thomas homers and Marco Scutaro adds a RBI double in the second inning and Zito takes a two-hit shutout into the seventh inning before allowing a home run to Rondell White. Thomas homers again in the ninth inning for an important insurance run as Huston Street allows a run in the bottom of the ninth but gets the save. The A's win Game 2 by a 5-2 score. Oakland scores twice in the fifth inning on a Scutaro RBI double and a Jason Kendall RBI single, but Esteban Loaiza allows back-to-back home runs to Michael Cuddyer and Justin Morneau in the sixth inning. Mark Kotsay then hits a two-run inside-the-park home run in the seventh inning to give the A's the lead for good. The series moves to Oakland for Game 3 and the A's complete the sweep with an 8-3 win. Scutaro doubles twice and has four RBI and Milton Bradley and Eric Chavez homer. Dan Haren allows two runs in six innings for the win.

### FINAL STATISTICS

PLAYER	AVG	G	AB	R	H	TB	2B	3B	HR	RBI	SH	SF	HP	BB	IBB	SO	SB	CS	DP	E	SLG	OBP
Bradley	.077	3	13	1	1	4	0	0	1	2	0	0	0	0	0	1	0	0	1	0	.308	.077
Chavez	.200	3	10	2	2	6	1	0	1	1	0	0	0	2	0	4	0	0	0	0	.600	.333
Ellis	.286	2	7	0	2	2	0	0	0	0	0	0	0	0	0	2	0	0	0	0	.286	.286
Jimenez	.000	2	4	0	0	0	0	0	0	0	0	0	0	0	0	1	0	0	0	0	.000	.000
Kendall	.214	3	14	1	3	4	1	0	0	1	0	0	0	0	0	4	0	0	0	1	.286	.214
Kotsay	.143	3	14	2	2	5	0	0	1	2	0	0	0	0	0	2	0	0	1	0	.357	.143
Payton	.333	3	12	3	4	4	0	0	0	0	0	0	0	0	0	1	0	0	0	0	.333	.333
Scutaro	.333	3	12	1	4	8	4	0	0	6	0	0	0	0	0	1	0	0	0	0	.667	.333
Swisher	.300	3	10	3	3	5	2	0	0	1	0	0	0	2	0	2	0	0	0	0	.500	.417
Thomas	.500	3	10	3	5	12	1	0	2	2	0	0	0	2	1	1	0	0	0	0	1.200	.583
<b>Totals</b>	<b>.245</b>	<b>3</b>	<b>106</b>	<b>16</b>	<b>26</b>	<b>50</b>	<b>9</b>	<b>0</b>	<b>5</b>	<b>15</b>	<b>0</b>	<b>0</b>	<b>0</b>	<b>6</b>	<b>1</b>	<b>19</b>	<b>0</b>	<b>0</b>	<b>2</b>	<b>1</b>	<b>.472</b>	<b>.286</b>

PITCHER	W	L	ERA	G	GS	CG	GF	SHO	SV	IP	H	R	ER	HR	HB	BB	IBB	SO	WP	BK	AVG
Calero	1	0	0.00	1	0	0	0	0	0	1.0	0	0	0	0	0	1	0	1	0	0	.000
Duchscherer	0	0	2.25	2	0	0	0	0	0	4.0	1	1	1	1	0	0	0	4	0	0	.077
Haren	1	0	3.00	1	1	0	0	0	0	6.0	9	2	2	1	0	1	0	2	0	0	.375
Loaiza	0	0	3.60	1	1	0	0	0	0	5.0	8	2	2	2	0	0	0	2	0	0	.348
Street	0	0	3.00	3	0	0	3	0	2	3.0	4	1	1	0	0	1	0	1	0	0	.333
Zito	1	0	1.13	1	1	0	0	0	0	8.0	4	1	1	1	0	3	0	1	0	0	.154
<b>Totals</b>	<b>3</b>	<b>0</b>	<b>2.33</b>	<b>3</b>	<b>3</b>	<b>0</b>	<b>3</b>	<b>0</b>	<b>2</b>	<b>27.0</b>	<b>26</b>	<b>7</b>	<b>7</b>	<b>5</b>	<b>0</b>	<b>6</b>	<b>0</b>	<b>11</b>	<b>0</b>	<b>0</b>	<b>.257</b>

**Game 1 — October 3**  
Oakland 3, Minnesota 2

**Game 2 — October 4**  
Oakland 5, Minnesota 2

**Game 3 — October 6**  
Oakland 8, Minnesota 3

Oakland	ab	r	h	bi
Kendall c	4	0	0	0
Kotsay cf	4	0	1	0
Bradley rf	4	0	0	0
Thomas dh	4	2	3	2
Chavez 3b	4	0	0	0
Payton lf	4	1	1	0
Swisher 1b	3	0	1	0
Scutaro ss	4	0	1	1
Ellis 2b	3	0	0	0
<b>Totals</b>	<b>34</b>	<b>3</b>	<b>7</b>	<b>3</b>

Oakland	ab	r	h	bi
Kendall c	5	1	2	1
Kotsay cf	5	1	1	2
Bradley rf	4	0	0	0
Thomas dh	3	0	1	0
Chavez 3b	4	0	0	0
Payton lf	4	0	2	0
Swisher 1b	4	2	2	0
Scutaro ss	4	1	1	1
Ellis 2b	4	0	2	0
Jimenez 2b	0	0	0	0
<b>Totals</b>	<b>37</b>	<b>5</b>	<b>11</b>	<b>4</b>

Minnesota	ab	r	h	bi
Castillo 2b	5	0	1	0
Punto 3b	4	0	1	0
Mauer c	4	0	1	0
Cuddyer rf	4	0	0	0
Morneau 1b	4	2	3	1
Hunter cf	3	1	2	1
White lf	4	0	3	1
Ford pr	0	0	0	0
Tyner dh	3	0	0	0
Bartlett ss	4	0	1	0
<b>Totals</b>	<b>35</b>	<b>3</b>	<b>12</b>	<b>3</b>

Minnesota	ab	r	h	bi
Castillo 2b	2	0	1	0
Punto 3b	3	0	0	0
Mauer c	3	0	0	0
Cuddyer rf	4	1	1	0
Morneau 1b	4	0	0	0
Hunter cf	4	0	0	1
White lf	4	1	2	1
Nevin dh	3	0	0	0
Bartlett ss	3	0	1	0
<b>Totals</b>	<b>30</b>	<b>2</b>	<b>5</b>	<b>2</b>

Minnesota	ab	r	h	bi
Castillo 2b	4	0	1	0
Punto 3b	5	0	1	0
Mauer c	4	0	1	0
Cuddyer rf	4	1	2	1
Morneau 1b	4	1	2	1
Hunter cf	4	0	1	0
White lf	4	0	0	0
Tyner dh	3	0	0	0
Bartlett ss	4	0	1	0
<b>Totals</b>	<b>36</b>	<b>2</b>	<b>9</b>	<b>2</b>

Oakland	ab	r	h	bi
Kendall c	5	0	1	0
Kotsay cf	5	1	0	0
Bradley rf	5	1	1	2
Thomas dh	3	1	1	0
Chavez 3b	2	2	2	1
Payton lf	4	2	1	0
Swisher 1b	3	1	0	1
Scutaro ss	4	0	2	4
Jimenez 2b	4	0	0	0
<b>Totals</b>	<b>35</b>	<b>8</b>	<b>8</b>	<b>8</b>

Oakland	020	000	001	3	7	0
Minnesota	000	000	101	2	5	2

Oakland	000	020	201	5	11	0
Minnesota	000	002	000	2	9	0

Minnesota	000	101	010	3	12	3
Oakland	022	000	40x	8	8	1

E – Bartlett, Cuddyer. **DP** - Minnesota 1.  
**LOB** – Oakland 5, Minnesota 5. **2B** – Scutaro, White, Bartlett. **3B** – Cuddyer. **HR** - Thomas 2, White. **SH** – Punto. **CS** – Castillo.

**DP** - Minnesota 1. **LOB** – Oakland 6, Minnesota 9. **2B** – Kendall, Thomas, Swisher 2, Scutaro. **HR** - Kotsay, Cuddyer, Morneau. **SB** – Tyner.

E – Bartlett, Morneau, Radke, Kendall. **DP** – Oakland 2. **LOB** – Minnesota 7, Oakland 7. **2B** – Morneau, Hunter, Chavez, Scutaro 2. **HR** - Morneau, Hunter, Bradley, Chavez. **SH** - Hunter.

Oakland	ip	h	r	er	bb	so
Zito (W)	8.0	4	1	1	3	1
Street (S)	1.0	1	1	1	0	0
Minnesota	ip	h	r	er	bb	so
Santana	8.0	5	2	2	1	8
Crain	0.2	2	1	1	0	0
Neshek	0.1	0	0	0	0	1

Oakland	ip	h	r	er	bb	so
Loaiza	5.0	8	2	2	0	2
Calero (W)	1.0	0	0	0	1	1
Duchscherer	2.0	0	0	0	0	3
Street (S)	1.0	1	0	0	1	1
Minnesota	ip	h	r	er	bb	so
Bonser	6.0	7	2	2	1	3
Neshek (L)	0.2	1	1	1	0	0
Reyes	0.1	1	1	1	0	0
Rincon	1.1	1	1	1	0	3
Nathan	0.2	1	0	0	0	1

Minnesota	ip	h	r	er	bb	so
Radke (L)	4.0	5	4	3	1	2
Perkins	0.1	2	0	0	0	0
Rincon	1.2	0	0	0	0	0
Reyes	0.2	0	2	0	2	0
Crain	0.1	1	2	0	1	1
Guerrier	1.0	0	0	0	0	0
Oakland	ip	h	r	er	bb	so
Haren (W)	6.0	9	2	2	1	2
Duchscherer	2.0	1	1	1	0	1
Street	1.0	2	0	0	0	0

T – 2:19. **A** – 55,542.

**Umpires** – Marsh, Danley, Everitt, Rapuano, Tschida, Randazzo.

Loaiza pitched to two batters in the 6th.  
**WP** – Nathan.

T – 3:02. **A** – 55,710

**Umpires** – Danley, Everitt, Rapuano, Tschida, Randazzo, Marsh.

T – 2:55. **A** – 35,694.

**Umpires** – Everitt, Rapuano, Tschida, Randazzo, Marsh, Danley

## 2006 ALCS

The A's return to the American League Championship Series for the first time since 1992 and the 11th time overall, but are swept in four games by Detroit. The A's hit .221 in the series and score just nine runs in the four games. Milton Bradley drives in five of those runs and homers twice while batting a team leading .500. The A's pitching staff allows 22 runs for a 5.71 ERA.

The A's lose Game 1 in Oakland by a score of 5-1. Barry Zito takes the loss, allowing five runs on seven hits in 3 2/3 innings, but the A's bullpen blanks the Tigers the rest of the way. The A's are limited to a run on eight hits by four Detroit pitchers. Milton Bradley homers from both sides of the plate and is 4-for-5 with four RBI in Game 2 but the A's lose, 8-5. Esteban Loaiza allows seven runs on nine hits in six innings for the loss. The series moves to Detroit for Game 3 and Kenny Rogers and the Tigers bullpen shut out the A's on two hits, 3-0. Jason Kendall singles to start the game and Marco Scutaro has a one-out single in the fifth for the A's only hits. Rich Harden takes the loss, allowing three runs on five hits and five walks in 5 2/3 innings. The Tigers complete the sweep in Game 4 with a 6-3 win. Milton Bradley and Eric Chavez have RBI doubles in the first inning to give the A's a 2-0 lead and Jay Payton adds a solo home run in the fourth inning to make the score 3-0. Dan Haren shuts out Detroit on two hits over the first four innings before allowing two runs in the fifth and one in the sixth. The game remains tied at three entering the bottom of the ninth when Huston Street allows a two-out three-run home run to Magglio Ordonez for the loss.

### FINAL STATISTICS

PLAYER	AVG	G	AB	R	H	TB	2B	3B	HR	RBI	SH	SF	HP	BB	IBB	SO	SB	CS	DP	E	SLG	OBP
Bradley	.500	4	18	4	9	17	2	0	2	5	0	0	0	0	0	2	0	0	1	0	.944	.500
Chavez	.231	4	13	1	3	7	1	0	1	2	0	0	0	2	0	4	0	0	0	1	.538	.333
Jimenez	.167	4	12	0	2	2	0	0	0	0	0	0	0	0	0	2	0	0	1	2	.167	.167
Kendall	.294	4	17	0	5	5	0	0	0	0	0	0	0	2	0	2	0	0	0	0	.294	.368
Kielty	.000	2	2	0	0	0	0	0	0	0	0	0	0	0	0	0	0	0	1	0	.000	.000
Kiger	—	2	0	0	0	0	0	0	0	0	0	0	0	0	0	0	0	0	0	0	—	—
Kotsay	.250	4	16	3	4	6	2	0	0	0	0	0	0	2	0	3	0	0	2	0	.375	.333
Melhuse	.000	1	1	0	0	0	0	0	0	0	0	0	0	0	0	1	0	0	0	0	.000	.000
Payton	.286	4	14	1	4	9	2	0	1	2	0	0	0	1	0	2	0	0	0	0	.643	.333
Scutaro	.067	4	15	0	1	1	0	0	0	0	0	0	0	0	0	3	0	0	1	0	.067	.067
Swisher	.100	4	10	0	1	1	0	0	0	0	0	0	0	5	0	5	0	0	0	0	.100	.400
Thomas	.000	4	13	0	0	0	0	0	0	0	0	0	1	2	0	4	0	0	1	0	.000	.188
<b>Totals</b>	<b>.221</b>	<b>4</b>	<b>131</b>	<b>9</b>	<b>29</b>	<b>48</b>	<b>7</b>	<b>0</b>	<b>4</b>	<b>9</b>	<b>0</b>	<b>0</b>	<b>1</b>	<b>14</b>	<b>0</b>	<b>28</b>	<b>0</b>	<b>0</b>	<b>7</b>	<b>3</b>	<b>.366</b>	<b>.301</b>

PITCHER	W	L	ERA	G	GS	CG	GF	SHO	SV	IP	H	R	ER	HR	HB	BB	IBB	SO	WP	BK	AVG
Blanton	0	0	0.00	1	0	0	1	0	0	2.0	0	0	0	0	0	2	0	2	0	0	.000
Calero	0	0	0.00	3	0	0	1	0	0	2.0	3	0	0	0	0	1	0	1	0	0	.333
Gaudin	0	0	0.00	3	0	0	0	0	0	3.1	2	0	0	0	0	3	1	1	0	0	.182
Harden	0	1	4.76	1	1	0	0	0	0	5.2	5	3	3	1	0	5	0	4	0	0	.238
Haren	0	0	5.40	1	1	0	0	0	0	5.0	7	3	3	1	0	2	0	7	2	0	.333
Kennedy	0	0	0.00	4	0	0	0	0	0	3.2	2	0	0	0	0	2	1	2	1	0	.143
Loaiza	0	1	10.50	1	1	0	0	0	0	6.0	9	7	7	1	0	1	0	5	0	0	.375
Street	0	1	10.80	2	0	0	2	0	0	3.1	4	4	4	2	0	0	0	3	0	0	.308
Zito	0	1	12.27	1	1	0	0	0	0	3.2	7	5	5	2	0	3	0	0	0	0	.389
<b>Totals</b>	<b>0</b>	<b>4</b>	<b>5.71</b>	<b>4</b>	<b>4</b>	<b>0</b>	<b>4</b>	<b>0</b>	<b>0</b>	<b>34.2</b>	<b>39</b>	<b>22</b>	<b>22</b>	<b>7</b>	<b>0</b>	<b>19</b>	<b>2</b>	<b>25</b>	<b>3</b>	<b>0</b>	<b>.285</b>

**Game 1 — October 10**  
**Detroit 5, Oakland 1**

**Game 2 — October 11**  
**Detroit 8, Oakland 5**

**Game 3 — October 13**  
**Detroit 3, Oakland 0**

Detroit	ab	r	h	bi
Granderson cf	5	1	2	0
Polanco 2b	4	0	1	1
Casey 1b	3	0	1	0
Santiago ss	1	0	0	0
Ordonez rf	4	0	1	1
Guillen ss-1b	5	0	1	0
Rodriguez c	5	1	2	1
Monroe lf	4	0	0	0
Thames dh	4	1	0	0
Inge 3b	3	2	3	2
<b>Totals</b>	<b>38</b>	<b>5</b>	<b>11</b>	<b>5</b>

Detroit	ab	r	h	bi
Granderson cf	5	1	2	1
Perez ss	4	0	0	0
Polanco 2b	4	1	3	0
Ordonez rf	5	1	1	0
Guillen 1b	4	1	1	0
Rodriguez c	3	1	0	0
Monroe lf	3	2	2	2
Gomez dh	4	1	2	4
Inge 3b	3	0	0	1
<b>Totals</b>	<b>35</b>	<b>8</b>	<b>11</b>	<b>8</b>

Oakland	ab	r	h	bi
Kendall c	4	0	1	0
Kotsay cf	4	0	0	0
Bradley rf	4	0	0	0
Thomas dh	2	0	0	0
Payton lf	3	0	0	0
Chavez 3b	3	0	0	0
Swisher 1b	1	0	0	0
Scutaro ss	3	0	1	0
Jimenez 2b	2	0	0	0
Kielty ph	1	0	0	0
Kiger 2b	0	0	0	0
<b>Totals</b>	<b>27</b>	<b>0</b>	<b>2</b>	<b>0</b>

Oakland	ab	r	h	bi
Kendall c	3	0	1	0
Kotsay cf	4	0	1	0
Bradley rf	4	1	2	0
Thomas dh	3	0	0	0
Payton lf	4	0	2	1
Chavez 3b	3	0	1	0
Swisher 1b	3	0	0	0
Scutaro ss	4	0	0	0
Jimenez 2b	4	0	1	0
<b>Totals</b>	<b>32</b>	<b>1</b>	<b>8</b>	<b>1</b>

Oakland	ab	r	h	bi
Kendall c	5	0	1	0
Kotsay cf	4	2	3	0
Bradley rf	5	2	4	4
Thomas dh	5	0	0	0
Chavez 3b	4	1	1	1
Payton lf	4	0	1	0
Swisher 1b	3	0	0	0
Scutaro ss	4	0	0	0
Jimenez 2b	3	0	1	0
Melhuse ph	1	0	0	0
<b>Totals</b>	<b>38</b>	<b>5</b>	<b>11</b>	<b>5</b>

Detroit	ab	r	h	bi
Granderson cf	1	1	0	0
Monroe lf	3	2	2	1
Polanco 2b	4	0	2	1
Ordonez rf	4	0	0	1
Guillen 1b	4	0	0	0
Rodriguez c	4	0	0	0
Infante dh	2	0	1	0
Gomez ph-dh	1	0	1	0
Inge 3b	3	0	0	0
Santiago ss	3	0	0	0
<b>Totals</b>	<b>29</b>	<b>3</b>	<b>6</b>	<b>3</b>

Detroit	002	300	000	5	11	1
Oakland	000	000	010	1	8	1

Detroit	010	402	001	8	11	0
Oakland	102	001	100	5	11	1

Oakland	000	000	000	0	2	0
Detroit	200	010	00x	3	6	0

E – Guillen, Jimenez. **DP** – Detroit 4. **LOB** – Detroit 11, Oakland 9. **2B** – Granderson, Inge, Bradley, Payton 2. **HR** - Rodriguez, Inge.

E – Jimenez. **DP** – Oakland 1. **LOB** – Detroit 5, Oakland 8. **2B** – Guillen, Monroe, Kotsay 2. **HR** - Granderson, Gomez, Bradley 2, Chavez. **SH** – Perez. **SF** – Monroe, Inge.

**DP** – Oakland 1, Detroit 2. **LOB** – Oakland 3, Detroit 9. **2B** – Polanco. **HR** - Monroe. **SB** – Granderson, Infante.

Detroit	ip	h	r	er	bb	so
Robertson (W)	5.0	6	0	0	3	4
Rodney	2.0	1	0	0	1	1
Zumaya	1.0	1	1	1	0	0
Jones	1.0	0	0	0	1	0
<b>Oakland</b>	<b>ip</b>	<b>h</b>	<b>r</b>	<b>er</b>	<b>bb</b>	<b>so</b>
Zito (L)	3.2	7	5	5	3	0
Gaudin	1.2	1	0	0	0	1
Kennedy	0.2	1	0	0	0	0
Calero	1.0	2	0	0	0	0
Blanton	2.0	0	0	0	2	2

Detroit	ip	h	r	er	bb	so
Verlander (W)	5.1	7	4	4	1	6
Ledezma	1.1	1	1	1	1	1
Grilli	0.1	0	0	0	0	1
Rodney	1.0	0	0	0	0	3
Jones (S)	1.0	3	0	0	0	2
<b>Oakland</b>	<b>ip</b>	<b>h</b>	<b>r</b>	<b>er</b>	<b>bb</b>	<b>so</b>
Loaiza (L)	6.0	9	7	7	1	5
Gaudin	0.2	1	0	0	1	0
Kennedy	1.1	0	0	0	0	1
Street	1.0	1	1	1	0	1

Oakland	ip	h	r	er	bb	so
Harden (L)	5.2	5	3	3	5	4
Gaudin	1.0	0	0	0	2	0
Kennedy	0.1	0	0	0	0	0
Calero	1.0	1	0	0	0	1
<b>Detroit</b>	<b>ip</b>	<b>h</b>	<b>r</b>	<b>er</b>	<b>bb</b>	<b>so</b>
Rogers (W)	7.1	2	0	0	2	6
Rodney	0.2	0	0	0	0	0
Jones (S)	1.0	0	0	0	0	0

**T** – 3:20. **A** – 35,655.  
**Umpires** – Crawford, Wendelstedt, Cousins, Meriwether, Cederstrom, Reilly.

**WP**– Verlander. **BK** – Verlander.  
**T** – 3:06. **A** – 36,168.  
**Umpires** – Wendelstedt, Cousins, Meriwether, Cederstrom, Reilly, Crawford.

**HBP** – by Rogers (Thomas).  
**T** – 2:57. **A** – 41,669  
**Umpires** – Cousins, Meriwether, Cederstrom, Reilly, Crawford, Wendelstedt.

Game 4 — October 14  
 Detroit 6, Oakland 3

Oakland	ab	r	h	bi
Kendall c	5	0	2	0
Kotsay cf	4	1	0	0
Bradley rf	5	1	3	1
Thomas dh	3	0	0	0
Chavez 3b	3	0	1	1
Payton lf	3	1	1	1
Swisher 1b	3	0	1	0
Scutaro ss	4	0	0	0
Jimenez 2b	3	0	0	0
Kielty ph	1	0	0	0
Kiger 2b	0	0	0	0
<b>Totals</b>	<b>34</b>	<b>3</b>	<b>8</b>	<b>3</b>

Detroit	ab	r	h	bi
Granderson cf	4	1	1	1
Monroe lf	4	1	2	1
Polanco 2b	5	1	3	0
Ordonez rf	4	2	2	4
Guillen 1b	3	0	1	0
Rodriguez c	4	0	0	0
Gomez dh	4	0	1	0
Inge 3b	3	1	1	0
Santiago ss	3	0	0	0
Thames ph	1	0	0	0
<b>Totals</b>	<b>35</b>	<b>6</b>	<b>11</b>	<b>6</b>

two outs when winning run scored

Oakland	200	100	000	3	8	1
Detroit	000	021	003	6	11	0

E – Chavez. DP – Oakland 2, Detroit 1.

LOB – Oakland 9, Detroit 8. 2B – Bradley, Chavez, Granderson, Monroe. HR - Payton, Ordonez 2.

Oakland	ip	h	r	er	bb	so
Haren	5.0	7	3	3	2	7
Kennedy	1.1	1	0	0	2	1
Calero	0.0	0	0	0	1	0
Street (L)	2.1	3	3	3	0	2
Detroit	ip	h	r	er	bb	so
Bonderman	6.2	6	3	3	2	3
Walker	0.1	0	0	0	0	1
Grilli	0.2	1	0	0	3	0
Ledezma (W)	1.1	1	0	0	0	0

Haren pitched to two batters in the sixth, Calero pitched to one batter in the seventh.

WP – Haren 2, Kennedy, Bonderman.

T – 3:23. A – 42,967

Umpires – Meriwether, Cederstrom, Reilly, Crawford, Wendelstedt, Cousins.



## 2012 ALDS

The A's lose to the Detroit Tigers three games to two in their first postseason appearance in six years. It was the A's sixth ALDS appearance in the last 13 years and their fifth loss, with all the losses going the full five games. The A's pitching staff compiled a 2.89 ERA and walked just seven batters in the five-game series, but the offense hit just .194 and scored 11 runs in the five games. Yoenis Céspedes hit safely in all five games and paced the A's offense with a .316 batting average.

The A's lose Game 1 in Detroit, 3-1. Coco Crisp leads off the game with a home run but that is the only run Justin Verlander would allow in seven innings. Jarrod Parker allows a run in the first on a double play, an unearned run in the third and an Alex Avila home run in the fifth. The A's fall behind two games to zero with a 5-4 loss in Game 2. Cliff Pennington breaks a 1-1 tie with a RBI single in the seventh but Sean Doolittle allows two unearned runs in the bottom of the seventh to put Detroit ahead 3-2. The A's then score twice in the eighth when Céspedes scores on a wild pitch and Josh Reddick homers, but the Tigers tie the game in the eighth and win it on a Don Kelly sacrifice fly off Grant Balfour in the ninth. The series moves to Oakland for Game 3 where Brett Anderson combines with three A's relievers on a four-hit, 2-0 shutout. Céspedes has a RBI single in the first and Seth Smith homers in the fifth. In Game 4, the A's trail 3-1 entering the bottom of the ninth before scoring three times to send the series to a fifth game. Smith ties the game with a two-run double and scores two outs later on a Crisp RBI single. The A's then lose Game 5 in Oakland 6-0 as Verlander tosses a four-hit shutout. Parker makes his second start of the series and loses for the second time, allowing four runs on seven hits in 6.1 innings.

### FINAL STATISTICS

PLAYER	AVG	G	AB	R	H	TB	2B	3B	HR	RBI	SH	SF	HP	BB	IBB	SO	SB	CS	DP	E	SLG	OBP	
Céspedes	.316	5	19	1	6	7	1	0	0	2	0	0	0	2	0	2	2	0	0	0	0	.368	.381
Crisp	.182	5	22	3	4	7	0	0	1	2	0	0	0	0	0	2	0	0	0	1	.318	.182	
Donaldson	.294	5	17	1	5	6	1	0	0	0	0	0	0	1	0	4	0	0	1	0	.353	.333	
Drew	.211	5	19	0	4	6	2	0	0	1	0	0	0	2	0	7	0	0	0	1	.316	.286	
Gomes	.000	1	1	0	0	0	0	0	0	0	0	0	0	0	0	0	0	0	0	0	.000	.000	
Kottaras	.000	4	4	0	0	0	0	0	0	0	1	0	0	0	0	2	0	0	0	0	.000	.000	
Moss	.133	5	15	0	2	2	0	0	0	0	0	0	1	2	0	7	0	0	0	0	.133	.278	
Norris	.083	5	12	0	1	1	0	0	0	0	0	0	0	0	0	6	0	1	0	0	.083	.083	
Pennington	.286	5	14	1	4	4	0	0	0	1	0	0	0	3	0	4	0	0	0	0	.286	.412	
Reddick	.118	5	17	2	2	5	0	0	1	1	0	0	0	1	0	10	0	0	1	0	.294	.167	
Smith	.133	5	15	3	2	6	1	0	1	3	0	0	1	3	0	6	0	0	0	0	.400	.316	
<b>Totals</b>	<b>.194</b>	<b>5</b>	<b>155</b>	<b>11</b>	<b>30</b>	<b>44</b>	<b>5</b>	<b>0</b>	<b>3</b>	<b>10</b>	<b>1</b>	<b>0</b>	<b>2</b>	<b>14</b>	<b>0</b>	<b>50</b>	<b>2</b>	<b>1</b>	<b>2</b>	<b>3</b>	<b>.284</b>	<b>.269</b>	

PITCHER	W	L	ERA	G	GS	CG	GF	SHO	SV	IP	H	R	ER	HR	HB	BB	IBB	SO	WP	BK	AVG
Anderson	1	0	0.00	1	1	0	0	0	0	6.0	2	0	0	0	0	2	0	6	0	0	.105
Balfour	0	1	5.40	2	0	0	2	0	1	1.2	3	1	1	0	0	1	1	2	0	0	.500
Blevins	0	0	0.00	3	0	0	1	0	0	3.2	1	0	0	0	0	0	0	0	0	0	.083
Cook	1	0	8.10	4	0	0	1	0	0	3.1	4	3	3	0	1	1	0	4	1	0	.308
Doolittle	0	0	3.38	3	0	0	0	0	0	2.2	5	3	1	0	0	0	0	5	0	0	.385
Griffin	0	0	3.60	1	1	0	0	0	0	5.0	7	2	2	1	0	0	0	1	0	0	.350
Milone	0	0	1.50	1	1	0	0	0	0	6.0	5	1	1	0	1	1	0	6	1	0	.217
Neshek	0	0	0.00	1	0	0	0	0	0	0.2	0	0	0	0	0	0	0	1	0	0	.000
Parker	0	2	4.26	2	2	0	0	0	0	12.2	14	7	6	1	1	2	0	11	2	0	.286
Scribner	0	0	0.00	1	0	0	1	0	0	2.0	0	0	0	0	0	0	0	3	0	0	.000
<b>Totals</b>	<b>2</b>	<b>3</b>	<b>2.89</b>	<b>5</b>	<b>5</b>	<b>0</b>	<b>5</b>	<b>1</b>	<b>1</b>	<b>43.2</b>	<b>41</b>	<b>17</b>	<b>14</b>	<b>2</b>	<b>3</b>	<b>7</b>	<b>1</b>	<b>39</b>	<b>4</b>	<b>0</b>	<b>.252</b>

**Game 1 — October 6**  
**Detroit 3, Oakland 1**

**Game 2 — October 7**  
**Detroit 5, Oakland 4**

**Game 3 — October 9**  
**Oakland 2, Detroit 0**

Oakland	ab	r	h	bi
Crisp cf	4	1	1	0
Drew ss	4	0	1	0
Céspedes lf	3	0	1	0
Moss 1b	4	0	0	0
Reddick rf	3	0	0	0
Donaldson 3b	4	0	0	0
Smith dh	3	0	0	0
Norris c	3	0	0	0
Kottaras ph	1	0	0	0
Pennington 2b	2	0	1	0
<b>Totals</b>	<b>31</b>	<b>1</b>	<b>4</b>	<b>1</b>

Oakland	ab	r	h	bi
Crisp cf	5	0	1	0
Drew ss	5	0	1	0
Céspedes lf	5	1	2	1
Moss 1b	3	0	1	0
Reddick rf	4	1	1	1
Donaldson 3b	3	0	1	0
Smith dh	2	1	0	0
Kottaras c	2	0	0	0
Norris ph-c	1	0	0	0
Pennington 2b	3	1	2	1
<b>Totals</b>	<b>33</b>	<b>4</b>	<b>9</b>	<b>3</b>

Detroit	ab	r	h	bi
Jackson cf	3	0	0	0
Infante 2b	4	0	0	0
Cabrera 3b	4	0	1	0
Felder 1b	4	0	0	0
Young dh	3	0	1	0
Peralta ss	2	0	2	0
Dirks lf	3	0	0	0
Garcia rf	3	0	0	0
Laird c	3	0	0	0
<b>Totals</b>	<b>29</b>	<b>0</b>	<b>4</b>	<b>0</b>

Detroit	ab	r	h	bi
Jackson cf	4	1	1	0
Berry lf	3	0	2	0
Garcia ph-rf	1	0	0	0
Cabrera 3b	3	0	0	0
Felder 1b	4	0	0	0
Young dh	2	0	0	0
Dirks rf-lf	3	0	1	0
Peralta ss	3	0	0	0
Avila c	3	1	2	1
Infante 2b	3	1	1	0
<b>Totals</b>	<b>29</b>	<b>3</b>	<b>7</b>	<b>1</b>

Detroit	ab	r	h	bi
Jackson cf	5	1	1	0
Infante 2b	5	2	2	0
Cabrera 3b	5	1	3	0
Felder 1b	4	0	1	0
Young dh	4	0	1	1
Kelly pr-dh	0	1	0	1
Peralta ss	4	0	2	0
Worth pr-ss	0	0	0	0
Dirks lf-rf	3	0	1	0
Garcia rf	2	0	0	0
Berry ph-lf	1	0	0	0
Laird c	2	0	0	0
Avila ph-c	1	0	0	0
<b>Totals</b>	<b>36</b>	<b>5</b>	<b>11</b>	<b>2</b>

Oakland	ab	r	h	bi
Crisp cf	4	1	1	0
Drew ss	2	0	0	0
Céspedes lf	4	0	1	1
Moss 1b	3	0	0	0
Reddick rf	3	0	0	0
Donaldson 3b	3	0	2	0
Smith dh	3	1	1	1
Norris c	3	0	0	0
Pennington 2b	2	0	0	0
<b>Totals</b>	<b>27</b>	<b>2</b>	<b>5</b>	<b>2</b>

Oakland	100	000	000	1	4	1
Detroit	101	010	00x	3	7	0

Detroit	000	000	000	0	4	0
Oakland	100	010	00x	2	5	0

**DP** – Detroit 1, Oakland 2. **LOB** – Detroit 4, Oakland 4. **HR** – Smith. **CS** – Norris.

**E** – Parker. **DP** – Oakland 1. **LOB** – Oakland 7, Detroit 4. **2B** – Drew, Jackson, Infante. **HR** – Crisp, Avila. **SB** – Berry. **CS** – Young.

two outs when winning run scored  
 Oakland 001 000 120 4 9 1  
 Detroit 001 000 211 5 11 0

Detroit	ip	h	r	er	bb	so
Sanchez (L)	6.1	5	2	2	2	3
Dotel	0.2	0	0	0	0	1
Coke	0.2	0	0	0	1	0
Porcello	0.1	0	0	0	0	0
<b>Oakland</b>	<b>ip</b>	<b>h</b>	<b>r</b>	<b>er</b>	<b>bb</b>	<b>so</b>
Anderson (W)	6.0	2	0	0	2	6
Cook	1.0	1	0	0	0	1
Doolittle	1.0	0	0	0	0	3
Balfour (S)	1.0	1	0	0	0	1

Oakland	ip	h	r	er	bb	so
Parker (L)	6.1	7	3	2	1	5
Neshek	0.2	0	0	0	0	1
Blevins	1.0	0	0	0	0	0
<b>Detroit</b>	<b>ip</b>	<b>h</b>	<b>r</b>	<b>er</b>	<b>bb</b>	<b>so</b>
Verlander (W)	7.0	3	1	1	4	11
Benoit	1.0	1	0	0	0	1
Valverde (S)	1.0	0	0	0	0	2

**E** – Crisp. **DP** – Detroit 1. **LOB** – Oakland 8, Detroit 10. **2B** – Cabrera 2. **HR** – Reddick. **SB** – Céspedes 2. **SH** – Kottaras, Dirks. **SF** – Kelly.

Oakland	ip	h	r	er	bb	so
Milone	6.0	5	1	1	1	6
Doolittle	1.0	2	2	0	0	2
Cook	1.0	2	1	1	0	2
Balfour (L)	0.2	2	1	1	1	1
<b>Detroit</b>	<b>ip</b>	<b>h</b>	<b>r</b>	<b>er</b>	<b>bb</b>	<b>so</b>
Fister	7.0	6	2	2	2	8
Benoit	1.0	2	2	2	0	0
Coke	0.2	1	0	0	1	1
Albuquerque (W)	0.1	0	0	0	0	0

**T** – 2:33. **A** – 37,090.  
**Umpires** – DeMuth, Cooper, Bell, Barry, Reynolds, Wegner.

**HBP** – Young (by Parker).  
**T** – 2:56. **A** – 43,323.  
**Umpires** – Reynolds, Wegner, DeMuth, Cooper, Bell, Barry

**HBP** – Moss (by Fister), Smith (by Fister), Laird (by Milone). **WP** – Milone, Cook, Benoit.  
**T** – 3:28. **A** – 40,684.  
**Umpires** – Wegner, DeMuth, Cooper, Bell, Barry, Reynolds.

**Game 4 — October 10**  
Oakland 4, Detroit 3

**Game 5 — October 11**  
Detroit 6, Oakland 0

Detroit	ab	r	h	bi	Detroit	ab	r	h	bi
Jackson cf	3	0	1	1	Jackson cf	5	2	2	2
Berry lf	3	0	0	0	Berry lf	3	1	1	0
Garcia ph-rf	1	0	1	1	Garcia rf	0	0	0	0
Cabrera 3b	4	0	1	0	Cabrera 3b	4	0	0	1
Fielder 1b	4	1	2	1	Fielder 1b	5	0	1	1
Young dh	4	0	1	0	Young dh	4	0	1	1
Dirks rf-lf	4	0	2	0	Dirks rf-lf	4	0	1	0
Peralta ss	4	0	0	0	Peralta ss	4	1	1	0
Avila c	4	1	1	0	Avila c	4	0	0	0
Infante 2b	2	1	1	0	Infante 2b	3	2	2	0
<b>Totals</b>	<b>33</b>	<b>3</b>	<b>10</b>	<b>3</b>	<b>Totals</b>	<b>36</b>	<b>6</b>	<b>9</b>	<b>5</b>

Oakland	ab	r	h	bi	Oakland	ab	r	h	bi
Crisp cf	5	1	1	1	Crisp cf	4	0	0	0
Drew ss	4	0	2	1	Drew ss	4	0	0	0
Céspedes lf	3	0	1	0	Céspedes lf	4	0	1	0
Moss 1b	3	0	0	0	Smith dh	4	0	0	0
Reddick rf	4	1	1	0	Reddick rf	3	0	0	0
Donaldson 3b	4	1	1	0	Donaldson 3b	3	0	1	0
Smith dh	3	1	1	2	Moss 1b	2	0	1	0
Norris c	3	0	1	0	Norris c	2	0	0	0
Kottaras ph	1	0	0	0	Gomes ph	1	0	0	0
Pennington 2b	4	0	0	0	Kottaras c	0	0	0	0
<b>Totals</b>	<b>34</b>	<b>4</b>	<b>8</b>	<b>4</b>	Pennington 2b	3	0	1	0
					<b>Totals</b>	<b>30</b>	<b>0</b>	<b>4</b>	<b>0</b>

two outs when winning run scored

Detroit	001	100	010	3	10	1	Detroit	002	000	400	6	9	0
Oakland	000	001	003	4	8	0	Oakland	000	000	000	0	4	1

E – Fielder. DP – Oakland 2. LOB – Detroit 5, Oakland 7. 2B – Dirks, Avila, Drew, Donaldson, Smith. HR – Fielder. SH – Jackson, Infante.

E – Drew. LOB – Detroit 7, Oakland 4. 2B – Jackson, Berry, Céspedes. SB – Dirks, Peralta, Infante. SH – Berry.

Detroit	ip	h	r	er	bb	so	Detroit	ip	h	r	er	bb	so
Scherzer	5.1	3	1	0	1	8	Verlander (W)	9.0	4	0	0	1	11
Dotel	0.1	0	0	0	1	1	Oakland	ip	h	r	er	bb	so
Coke	0.1	0	0	0	0	0	Parker (L)	6.1	7	4	4	1	6
Albuquerque	1.0	0	0	0	0	1	Cook	0.0	1	2	2	1	0
Benoit	1.0	1	0	0	1	1	Blevins	0.2	1	0	0	0	0
Valverde (L)	0.2	4	3	3	0	1	Scribner	2.0	0	0	0	0	3
Oakland	ip	h	r	er	bb	so	Cook pitched to three batters in the 7th						
Griffin	5.0	7	2	2	0	1	HBP – Cabrera (by Cook). WP – Parker 2.						
Blevins	2.0	0	0	0	0	0	T – 2:56. A – 36,393.						
Doolittle	0.2	3	1	1	0	0	Umpires – Bell, Barry, Reynolds, Wegner, DeMuth, Cooper.						
Cook (W)	1.1	0	0	0	0	1							

Griffin pitched to one batter in the 6th.

WP – Scherzer.

T – 3:21. A – 36,385.

Umpires – Cooper, Bell, Barry, Reynolds, Wegner, DeMuth.

# 2013 ALDS

The A's face Detroit in the ALDS for the second consecutive year and lose three games to two for the second consecutive year. Oakland won two of the first three games but then lost two straight to fall to 1-12 in potential clinch games since 2000, including 0-6 in Game 5's. The A's pitching staff compiled a 3.48 ERA and held the Tigers to a .235 batting average, but the offense hit just .217 and struck out 57 times in the five games. Yoenis Céspedes hit safely in all five games and Coco Crisp batted .389.

The A's lose Game 1 in Oakland, 3-2. Bartolo Colón allows three runs in the first inning but those were the only runs he would allow in six innings of work. Max Scherzer blanks the A's on one hit over the first six innings before Céspedes hits a two-run home run in the seventh for the A's only runs of the game. Oakland evens the series at 1-1 when Sonny Gray and Grant Balfour combine on a four-hit, 1-0 shutout in Game 2. Gray tosses eight innings and allows all four of the hits. Justin Verlander tosses seven shutout innings for the Tigers before Stephen Vogt wins the game with a walk-off RBI single off Rick Porcello in the bottom of the ninth. The series moves to Detroit for Game 3, which the A's win, 6-3. Jarrod Parker has a 3-0 lead when he allows three runs in the bottom of the fourth, but the A's take the lead for good when Brandon Moss homers with one out in the fifth. Josh Reddick and Seth Smith also homer in the game. The A's lose Game 4 by an 8-6 margin. Dan Straily had a 3-0 lead before allowing a three-run home run to Jhonny Peralta in the bottom of the fifth. Coco Crisp delivered a RBI single in the seventh to give the A's a 4-3 lead but Sean Doolittle allowed two runs in the bottom of the inning for the blown save. The A's load the bases with no outs in the eighth but are unable to score and the Tigers score three times in the bottom of the eighth to put the game away. The series concludes in Oakland when Verlander and Joaquin Benoit combine on a three-hit shutout in a 3-0 A's loss. Sonny Gray makes his second start of the series and allows three runs in five innings for the loss.

## FINAL STATISTICS

PLAYER	AVG	G	AB	R	H	TB	2B	3B	HR	RBI	SH	SF	HP	BB	IBB	SO	SB	CS	DP	E	SLG	OBP
Barton,D	.000	2	3	0	0	0	0	0	0	0	0	0	0	0	0	3	0	0	0	0	.000	.000
Callaspo,A	.167	4	6	0	1	2	1	0	0	0	0	0	0	0	0	1	0	0	0	0	.333	.167
Céspedes,Y	.381	5	21	3	8	14	1	1	1	4	0	0	1	0	0	4	0	0	0	1	.667	.409
Crisp,C	.389	5	18	4	7	11	2	1	0	2	0	1	0	3	0	2	1	0	0	0	.611	.455
Donaldson,J	.143	5	21	0	3	3	0	0	0	0	0	0	0	1	0	8	0	0	0	0	.143	.182
Lowrie,J	.150	5	20	2	3	7	1	0	1	3	0	0	0	2	0	7	0	0	1	0	.350	.227
Moss,B	.111	5	18	2	2	5	0	0	1	1	0	0	0	3	0	13	0	0	0	0	.278	.238
Norris,D	.000	1	1	0	0	0	0	0	0	0	0	0	0	0	0	1	0	0	0	0	.000	.000
Reddick,J	.235	5	17	1	4	8	1	0	1	1	0	0	0	2	1	5	0	0	0	0	.471	.316
Smith,S	.313	4	16	1	5	8	0	0	1	2	0	0	0	1	1	5	0	0	0	0	.500	.353
Sogard,E	.000	4	9	0	0	0	0	0	0	0	1	0	0	1	0	1	0	0	0	0	.000	.100
Vogt,S	.188	5	16	2	3	5	0	1	0	1	0	0	0	1	0	7	0	0	0	0	.313	.235
<b>Totals</b>	<b>.217</b>	<b>5</b>	<b>166</b>	<b>15</b>	<b>36</b>	<b>63</b>	<b>6</b>	<b>3</b>	<b>5</b>	<b>14</b>	<b>1</b>	<b>1</b>	<b>1</b>	<b>14</b>	<b>2</b>	<b>57</b>	<b>1</b>	<b>0</b>	<b>1</b>	<b>1</b>	<b>.380</b>	<b>.280</b>

PITCHER	W	L	ERA	G	GS	CG	GF	SHO	SV	IP	H	R	ER	HR	HB	BB	IBB	SO	WP	BK	AVG
Anderson,B	0	0	27.00	1	0	0	1	0	0	0.1	1	1	1	0	0	1	0	1	1	0	.500
Balfour,G	1	0	0.00	3	0	0	3	0	1	3.0	0	0	0	0	0	1	0	3	0	0	.000
Colón,B	0	1	4.50	1	1	0	0	0	0	6.0	10	3	3	0	1	0	0	4	0	0	.400
Cook,R	0	0	27.00	1	0	0	0	0	0.2	1	2	2	0	0	0	1	0	1	0	0	.333
Doolittle,S	0	1	4.15	4	0	0	1	0	0	4.1	3	2	2	1	0	2	0	6	0	0	.176
Gray,S	0	1	2.08	2	2	0	0	0	0	13.0	10	3	3	1	0	6	1	12	0	0	.217
Otero,D	0	0	0.00	4	0	0	0	0	0	5.2	4	0	0	0	0	0	0	2	0	0	.200
Parker,J	1	0	5.40	1	1	0	0	0	0	5.0	5	3	3	0	0	1	0	1	0	0	.263
Straily,D	0	0	4.50	1	1	0	0	0	0	6.0	4	3	3	1	1	0	0	8	0	0	.190
<b>Totals</b>	<b>2</b>	<b>3</b>	<b>3.48</b>	<b>5</b>	<b>5</b>	<b>0</b>	<b>5</b>	<b>1</b>	<b>1</b>	<b>44.0</b>	<b>38</b>	<b>17</b>	<b>17</b>	<b>3</b>	<b>2</b>	<b>13</b>	<b>1</b>	<b>38</b>	<b>1</b>	<b>0</b>	<b>.235</b>

**Game 1 — October 4**  
**Detroit 3, Oakland 2**

**Game 2 — October 5**  
**Oakland 1, Detroit 0**

**Game 3 — October 7**  
**Oakland 6, Detroit 3**

Detroit	ab	r	h	bi
Jackson cf	4	1	1	0
Hunter rf	3	1	1	0
Cabrera 3b	4	0	1	1
Santiago 3b	0	0	0	0
Felder 1b	4	0	1	0
Martinez dh	4	1	2	0
Avila c	4	0	2	1
Infante 2b	4	0	2	0
Dirks lf	3	0	0	0
Peralta ph	1	0	0	0
Kelly lf	0	0	0	0
Iglesias ss	4	0	0	0
<b>Totals</b>	<b>35</b>	<b>3</b>	<b>10</b>	<b>2</b>

Oakland	ab	r	h	bi
Crisp cf	1	0	0	0
Lowrie ss	4	0	0	0
Donaldson 3b	4	0	0	0
Moss dh	4	1	1	0
Cespedes lf	4	1	2	2
Reddick rf	4	0	0	0
Vogt c	3	0	0	0
Barton 1b	3	0	0	0
Sogard 2b	2	0	0	0
Callaspo ph-2b	1	0	0	0
<b>Totals</b>	<b>30</b>	<b>2</b>	<b>3</b>	<b>2</b>

Detroit	300	000	000	3	10	0
Oakland	000	000	200	2	3	1

**E** – Cespedes. **DP** – Oakland 1. **LOB** – Detroit 6, Oakland 4. **2B** – Jackson, Martinez. **3B** – Cespedes. **HR** – Cespedes. **CS** – Hunter.

Detroit	ip	h	r	er	bb	so
Scherzer (W)	7.0	3	2	2	2	11
Smyly	0.2	0	0	0	1	2
Benoit (S)	1.1	0	0	0	0	3
<b>Oakland</b>	<b>ip</b>	<b>h</b>	<b>r</b>	<b>er</b>	<b>bb</b>	<b>so</b>
Colon (L)	6.0	10	3	3	0	4
Otero	1.1	0	0	0	0	0
Doolittle	1.2	0	0	0	0	3

**HBP** – Hunter (by Colon). **WP** – Scherzer. **T** – 3:24. **A** – 48,401.  
**Umpires** – Wegner, Bucknor, Darling, Reynolds, Hallion, DiMuro.

Detroit	ab	r	h	bi
Jackson cf	4	0	0	0
Hunter rf	4	0	0	0
Cabrera 3b	4	0	1	0
Felder 1b	4	0	0	0
Martinez dh	4	0	0	0
Avila c	2	0	0	0
Infante 2b	2	0	0	0
Kelly lf	3	0	2	0
Iglesias ss	2	0	1	0
<b>Totals</b>	<b>29</b>	<b>0</b>	<b>4</b>	<b>0</b>

Oakland	ab	r	h	bi
Crisp cf	4	0	0	0
Lowrie ss	3	0	0	0
Donaldson 3b	4	0	1	0
Moss 1b	3	0	0	0
Cespedes lf	4	1	2	0
Smith dh	4	0	2	0
Reddick rf	3	0	1	0
Vogt c	4	0	1	1
Sogard 2b	2	0	0	0
Callaspo ph-2b	1	0	1	0
<b>Totals</b>	<b>32</b>	<b>1</b>	<b>8</b>	<b>1</b>

Detroit	000	000	000	0	4	0
Oakland	000	000	001	1	8	0

no outs when winning run scored

**DP** – Oakland 1. **LOB** – Detroit 5, Oakland 10. **2B** – Callaspo. **CS** – Iglesias. **SH** – Iglesias.

Detroit	ip	h	r	er	bb	so
Verlander	7.0	4	0	0	1	11
Smyly	0.1	1	0	0	1	0
Albuquerque (L)	0.2	2	1	1	1	2
Porcello	0.0	1	0	0	0	0
<b>Oakland</b>	<b>ip</b>	<b>h</b>	<b>r</b>	<b>er</b>	<b>bb</b>	<b>so</b>
Gray	8.0	4	0	0	2	9
Balfour (W)	1.0	0	0	0	0	0

Albuquerque pitched to three batters in the 9th; Porcello pitched to one batter in the ninth.

**T** – 3:23. **A** – 48,292.  
**Umpires** – Bucknor, Darling, Reynolds, Hallion, DiMuro, Wegner.

Oakland	ab	r	h	bi
Crisp cf	4	1	3	1
Donaldson 3b	4	0	1	0
Lowrie ss	5	0	0	0
Moss 1b	4	1	1	1
Barton 1b	0	0	0	0
Cespedes lf	5	1	1	0
Smith dh	4	1	2	2
Reddick rf	4	1	1	1
Vogt c	2	1	1	0
Norris ph-c	1	0	0	0
Sogard 2b	4	0	0	0
<b>Totals</b>	<b>37</b>	<b>6</b>	<b>10</b>	<b>5</b>

Detroit	ab	r	h	bi
Jackson cf	3	0	0	0
Hunter rf	3	1	1	0
Cabrera 3b	4	0	1	0
Felder 1b	4	1	2	0
Martinez dh	4	1	1	1
Peralta lf	4	0	1	2
Avila c	3	0	0	0
Infante 2b	4	0	1	0
Iglesias ss	3	0	0	0
<b>Totals</b>	<b>32</b>	<b>3</b>	<b>7</b>	<b>3</b>

Oakland	001	230	000	6	10	0
Detroit	000	300	000	3	7	1

**E** – Cabrera. **DP** – Oakland 2. **LOB** – Oakland 8, Detroit 5. **2B** – Crisp 2, Martinez. **3B** – Vogt. **HR** – Moss, Smith, Reddick. **SB** – Crisp. **SF** – Crisp.

Oakland	ip	h	r	er	bb	so
Parker (W)	5.0	5	3	3	1	1
Otero	2.0	2	0	0	0	1
Doolittle	1.0	0	0	0	0	1
Balfour (S)	1.0	0	0	0	1	1
<b>Detroit</b>	<b>ip</b>	<b>h</b>	<b>r</b>	<b>er</b>	<b>bb</b>	<b>so</b>
Sanchez (L)	4.1	8	6	5	2	6
Alvarez	3.0	0	0	0	1	3
Veras	1.2	2	0	0	0	3

**T** – 3:32. **A** – 43,973.  
**Umpires** – Darling, Reynolds, Hallion, DiMuro, Wegner, Bucknor.

**Game 4 — October 8**  
**Detroit 8, Oakland 6**

**Game 5 — October 10**  
**Detroit 3, Oakland 0**

Oakland	ab	r	h	bi	Detroit	ab	r	h	bi
Crisp cf	5	3	4	1	Jackson cf	5	0	0	0
Donaldson 3b	5	0	1	0	Hunter rf	5	1	1	0
Lowrie ss	4	2	2	3	Cabrera 3b	4	1	1	2
Moss 1b	4	0	0	0	Iglesias ss	0	0	0	0
Cespedes lf	5	0	2	2	Fielder 1b	3	0	1	0
Smith dh	4	0	1	0	Martinez dh	4	1	3	0
Reddick rf	4	0	1	0	Peralta ss	4	0	2	0
Vogt c	4	1	1	0	Santiago 3b	0	0	0	0
Sogard 2b	1	0	0	0	Avila c	3	0	0	0
Callaspo ph-2b	1	0	0	0	Infante 2b	4	0	0	1
<b>Totals</b>	<b>37</b>	<b>6</b>	<b>12</b>	<b>6</b>	Kelly lf	2	0	0	0
					<b>Totals</b>	<b>34</b>	<b>3</b>	<b>8</b>	<b>3</b>

Detroit	ab	r	h	bi	Oakland	ab	r	h	bi
Jackson cf	4	0	1	1	Crisp cf	4	0	0	0
Hunter rf	4	0	0	0	Donaldson 3b	4	0	0	0
Cabrera 3b	4	0	1	0	Lowrie ss	4	0	1	0
Santiago 3b	0	0	0	0	Cespedes lf	3	0	1	0
Fielder 1b	3	1	1	0	Smith dh	4	0	0	0
Martinez dh	4	2	3	1	Moss 1b	3	0	0	0
Perez, pr-dh	0	1	0	0	Callaspo 2b	3	0	0	0
Peralta lf	3	1	2	3	Reddick rf	2	0	1	0
Dirks pr-lf	0	2	0	0	Vogt c	3	0	0	0
Avila c	3	1	0	0	<b>Totals</b>	<b>30</b>	<b>0</b>	<b>3</b>	<b>0</b>
Infante 2b	4	0	1	2					
Iglesias ss	3	0	0	0					
<b>Totals</b>	<b>32</b>	<b>8</b>	<b>9</b>	<b>7</b>	Detroit	000	201	000	3 8 0
					Oakland	000	000	000	0 3 0

Oakland 100 020 102 6 12 0  
 Detroit 000 030 23x 8 9 0

**DP** – Oakland 1, Detroit 1. **LOB** – Detroit 9, Oakland 5. **2B** – Lowrie. **HR** – Cabrera. **CS** – Fielder.

**DP** – Oakland 1, Detroit 1. **LOB** – Oakland 9, Detroit 4. **2B** – Cespedes, Reddick, Peralta, Infante. **3B** – Crisp. **HR** – Lowrie, Martinez, Peralta. **SH** – Sogard.

Detroit	ip	h	r	er	bb	so
Verlander (W)	8.0	2	0	0	1	10
Benoit (S)	1.0	1	0	0	0	1
Oakland	ip	h	r	er	bb	so
Gray (L)	5.0	6	3	3	4	3
Otero	2.0	2	0	0	1	0
Doolittle	1.0	0	0	0	0	1
Balfour	1.0	0	0	0	0	2

Gray pitched to two batters in the sixth.  
**HBP** – Cespedes (by Benoit).  
**T** – 3:20. **A** – 46,959.  
**Umpires** – Hallion, DiMuro, Wegner, Bucknor, Darling, Reynolds.

Oakland	ip	h	r	er	bb	so
Straily	6.0	4	3	3	0	8
Doolittle (L)	0.2	3	2	2	1	1
Otero	0.1	0	0	0	0	1
Cook	0.2	1	2	2	1	1
Anderson	0.1	1	1	1	1	1
Detroit	ip	h	r	er	bb	so
Fister	6.0	7	3	3	1	1
Scherzer (W)	2.0	3	1	1	2	2
Benoit	1.0	2	2	2	1	2

**HBP** – Fielder (by Straily). **WP** – Anderson, Fister.  
**T** – 3:25. **A** – 43,958.  
**Umpires** – Reynolds, Hallion, DiMuro, Wegner, Bucknor, Darling.

# 2014 ALWC

The A's travel to Kansas City in their first appearance in the American League Wild Card one-game playoff and lose to the Royals in 12 innings by a score of 9-8. Brandon Moss hits a two-run home run in the first inning and a three-run home run in the A's five-run sixth inning to set an Athletics postseason record with five RBI. The A's take a 7-3 lead into the eighth inning, but the Royals score three times off Jon Lester to pull to within one. Sean Doolittle allows a run in the ninth for the blown save but Alberto Callaspo has a pinch hit RBI single in the 12th to give the A's the lead. The bullpen then allows two runs in the bottom of the 12th, capped by a two-out RBI single by Salvador Pérez. The Royals steal seven bases, including six over the final four innings.

## FINAL STATISTICS

PLAYER	AVG	G	AB	R	H	TB	2B	3B	HR	RBI	SH	SF	HP	BB	IBB	SO	SB	CS	DP	E	SLG	OBP
Callaspo	1.000	1	1	0	1	1	0	0	0	1	0	0	0	0	0	0	0	0	0	0	1.000	1.000
Crisp	.333	1	6	1	2	2	0	0	0	1	0	0	0	0	0	3	0	0	0	0	.333	.333
Donaldson	.400	1	5	1	2	2	0	0	0	0	0	0	0	1	0	2	0	0	0	0	.400	.500
Freiman	.000	1	1	0	0	0	0	0	0	0	0	0	0	0	0	0	0	0	0	0	.000	.000
Fuld	.400	1	5	1	2	2	0	0	0	0	0	0	0	1	0	1	0	0	0	0	.400	.500
Gomes	.000	1	0	0	0	0	0	0	0	0	0	0	0	0	0	0	0	0	0	0	.000	.000
Lowrie	.000	1	5	0	0	0	0	0	0	0	1	0	0	0	0	0	0	0	0	0	.000	.000
Moss	.400	1	5	2	2	8	0	0	2	5	0	0	0	1	1	2	0	0	0	0	1.600	.500
Norris	.200	1	5	1	1	1	0	0	0	1	0	0	0	0	0	2	0	0	0	0	.200	.200
Punto	.000	1	2	0	0	0	0	0	0	0	0	0	0	0	0	1	0	0	0	0	.000	.000
Reddick	.500	1	4	2	2	2	0	0	0	0	0	0	0	2	0	0	0	0	0	0	.500	.667
Sogard	.250	1	4	0	1	1	0	0	0	0	0	0	0	0	0	2	0	0	0	0	.250	.250
Soto	.000	1	1	0	0	0	0	0	0	0	0	0	0	0	0	1	0	0	0	0	.000	.000
Vogt	.000	1	3	0	0	0	0	0	0	0	0	0	0	1	0	1	0	0	0	0	.000	.250
<b>Totals</b>	<b>.277</b>	<b>1</b>	<b>47</b>	<b>8</b>	<b>13</b>	<b>19</b>	<b>0</b>	<b>0</b>	<b>2</b>	<b>8</b>	<b>1</b>	<b>0</b>	<b>0</b>	<b>6</b>	<b>1</b>	<b>15</b>	<b>0</b>	<b>0</b>	<b>0</b>	<b>0</b>	<b>.404</b>	<b>.358</b>

PITCHER	W	L	ERA	G	GS	CG	GF	SHO	SV	IP	H	R	ER	HR	HB	BB	IBB	SO	WP	BK	AVG
Abad	0	0	0.00	1	0	0	0	0	0	0.1	0	0	0	0	0	0	0	0	0	0	.000
Doolittle	0	0	4.50	1	0	0	0	0	0	2.0	2	1	1	0	0	0	0	0	0	0	.400
Gregerson	0	0	0.00	1	0	0	0	0	0	0.2	1	0	0	0	0	1	0	2	1	0	.333
Hammel	0	0	---	1	0	0	1	0	0	0.0	1	0	0	0	0	0	0	0	0	0	0.000
Lester	0	0	7.36	1	1	0	0	0	0	7.1	8	6	6	0	2	0	5	0	0	0	.286
Otero	0	1	13.50	1	0	0	0	0	0	1.1	3	2	2	0	0	0	0	1	0	0	.500
<b>Totals</b>	<b>0</b>	<b>1</b>	<b>6.94</b>	<b>1</b>	<b>1</b>	<b>0</b>	<b>1</b>	<b>0</b>	<b>0</b>	<b>11.2</b>	<b>15</b>	<b>9</b>	<b>9</b>	<b>0</b>	<b>0</b>	<b>3</b>	<b>0</b>	<b>8</b>	<b>1</b>	<b>0</b>	<b>.341</b>

September 30  
 Kansas City 9, Oakland 8 (12)

Oakland	ab	r	h	bi	Oakland	ip	h	r	er	bb	so
Crisp cf	6	1	2	1	Lester	7.1	8	6	6	2	5
Gomes lf	0	0	0	0	Gregerson	0.2	1	0	0	1	2
Fuld lf-cf	5	1	2	0	Doolittle	2.0	2	1	1	0	0
Donaldson 3b	5	1	2	0	Otero (L)	1.1	3	2	2	0	1
Moss dh	5	2	2	5	Abad	0.1	0	0	0	0	0
Reddick rf	4	2	2	0	Hammel	0.0	1	0	0	0	0
Lowrie ss	5	0	0	0	<b>Kansas City</b>	<b>ip</b>	<b>h</b>	<b>r</b>	<b>er</b>	<b>bb</b>	<b>so</b>
Vogt 1b	3	0	0	0	Shields	5.0	5	4	4	2	6
Freiman ph-1b	1	0	0	0	Ventura	0.1	2	2	2	0	0
Callaspo ph-1b	1	0	1	1	Herrera	1.2	4	1	1	0	3
Soto c	1	0	0	0	Davis	1.0	0	0	0	0	1
Norris c	5	1	1	1	Holland	1.0	0	0	0	3	1
Sogard 2b	4	0	1	0	Finnegan	2.1	1	1	1	1	3
Punto ph-2b	2	0	0	0	Frasor (W)	0.2	1	0	0	0	1
<b>Totals</b>	<b>47</b>	<b>8</b>	<b>13</b>	<b>8</b>							

**WP** – Gregerson, Ventura, Frasor. **PB** – Perez.

**T** – 4:45. **A** – 40,502.

**Umpires** – Miller, Davis, lassogna, Welke, Hoye, Tichenor.

<b>Kansas City</b>	<b>ab</b>	<b>r</b>	<b>h</b>	<b>bi</b>
Escobar ss	4	1	2	0
Aoki rf	4	1	0	1
Nix 3b	1	0	0	0
Cain cf-rf	6	2	2	2
Hosmer 1b	4	2	3	1
Butler dh	4	0	2	2
Gore pr-dh	0	0	0	0
Colon ph-dh	1	1	1	1
Gordon lf	5	0	0	0
Perez c	6	0	1	1
Infante 2b	5	0	2	0
Moustakas 3b	3	1	1	0
Willingham ph	1	0	1	0
Dyson pr-cf	0	1	0	0
<b>Totals</b>	<b>44</b>	<b>9</b>	<b>15</b>	<b>8</b>

Oakland 200 005 000 001 813 0  
 Kansas City 102 000 031 002 915 0  
 two outs when winning run scored

**DP** – Kansas City 1. **LOB** – Oakland 10, Kansas City 8. **2B** – Cain. **3B** – Hosmer.  
**HR** – Moss 2. **SB** – Escobar, Aoki, Cain, Gore, Colon, Gordon, Dyson **CS** – Hosmer. **SH** – Lowrie, Esobar 2, Colon, Dyson. **SF** – Aoki.



## 2018 ALWC

The A's face New York in the American League Wild Card game and lose at Yankee Stadium by a score of 7-2. Liam Hendriks is the A's "opener" and allows a two-run home run to Aaron Judge in the bottom of the first inning for the loss. Lou Trivino comes on to pitch the second inning and tosses 3.0 scoreless innings, allowing just one hit and walking one. Shawn Kelley pitches a scoreless fifth to keep the A's close but New York scores four times in the sixth inning off Fernando Rodney and Blake Treinen to put the game away. Khris Davis hits a two-run home run in the eighth to account for the A's scoring. Oakland is held to five hits by five Yankees pitchers, but also draws five walks and leaves nine runners on base.

### FINAL STATISTICS

PLAYER	AVG	G	AB	R	H	TB	2B	3B	HR	RBI	SH	SF	HP	BB	IBB	SO	SB	CS	DP	E	SLG	OBP
Canha,M	.000	1	1	0	0	0	0	0	0	0	0	0	0	0	0	1	0	0	0	0	.000	.000
Chapman,M	.200	1	5	0	1	1	0	0	0	0	0	0	0	0	0	0	0	0	0	0	.200	.200
Davis,K	.250	1	4	1	1	4	0	0	1	2	0	0	0	0	0	2	0	0	0	1	.250	.000
Laureano,R	.000	1	3	0	0	0	0	0	0	0	0	0	0	1	0	2	0	0	0	0	.000	.250
Lowrie,J	.000	1	4	1	0	0	0	0	0	0	0	0	0	0	0	1	0	0	0	0	.000	.000
Lucroy,J	.250	1	4	0	1	1	0	0	0	0	0	0	0	0	0	2	0	0	0	0	.250	.250
Martini,N	.250	1	4	0	1	1	0	0	0	0	0	0	0	0	0	2	0	0	0	0	.250	.250
Olson,M	.000	1	2	0	0	0	0	0	0	0	0	0	0	2	0	0	0	0	0	0	.000	.500
Piscotty,S	.000	1	3	0	0	0	0	0	0	0	0	0	0	1	0	2	0	0	0	0	.000	.250
Semien,M	.333	1	3	0	1	1	0	0	0	0	0	0	0	1	0	1	0	0	0	0	.333	.500
<b>Totals</b>	<b>.152</b>	<b>1</b>	<b>33</b>	<b>2</b>	<b>5</b>	<b>8</b>	<b>0</b>	<b>0</b>	<b>1</b>	<b>2</b>	<b>0</b>	<b>0</b>	<b>0</b>	<b>5</b>	<b>0</b>	<b>13</b>	<b>0</b>	<b>0</b>	<b>0</b>	<b>0</b>	<b>.242</b>	<b>.263</b>

PITCHER	W	L	ERA	G	GS	CG	GF	SHO	SV	IP	H	R	ER	HR	HB	BB	IBB	SO	WP	BK	AVG
Familia,J	0	0	0.00	1	0	0	1	0	0	1.0	0	0	0	0	0	0	0	1	0	0	.000
Hendriks,L	0	1	18.00	1	1	0	0	0	0	1.0	1	2	2	1	0	1	0	1	0	0	.250
Kelley,S	0	0	0.00	1	0	0	0	0	0	1.0	1	0	0	0	0	0	0	0	0	0	.250
Rodney,F	0	0	INF	1	0	0	0	0	0	0.0	2	2	2	0	0	0	0	0	1	0	1.000
Treinen,B	0	0	13.50	1	0	0	0	0	0	2.0	2	3	3	1	0	2	0	0	0	0	.286
+Trivino,L	0	0	0.00	1	0	0	0	0	0	3.0	1	0	0	0	0	1	0	4	0	0	.111
<b>Totas</b>	<b>0</b>	<b>1</b>	<b>7.88</b>	<b>1</b>	<b>1</b>	<b>0</b>	<b>1</b>	<b>0</b>	<b>0</b>	<b>8.0</b>	<b>7</b>	<b>7</b>	<b>7</b>	<b>2</b>	<b>0</b>	<b>4</b>	<b>0</b>	<b>6</b>	<b>1</b>	<b>0</b>	<b>.241</b>

October 3  
New York 7, Oakland 2

Oakland	ab	r	h	bi
Martini lf	4	0	1	0
Canha ph	1	0	0	0
Chapman 3b	5	0	1	0
Lowrie 2b	4	1	0	0
Davis dh	4	1	1	2
Olson 1b	2	0	0	0
Piscotty rf	3	0	0	0
Laureano cf	3	0	0	0
Semien ss	3	0	1	0
Lucroy c	4	0	1	0
<b>Totals</b>	<b>33</b>	<b>2</b>	<b>5</b>	<b>2</b>

New York	ab	r	h	bi
McCutchen lf	3	1	0	0
Gardner lf	0	0	0	0
Judge rf	3	2	2	2
Hicks cf	4	1	1	1
Stanton dh	3	2	1	1
Voit 1b	4	1	1	2
Walker 1b	0	0	0	0
Gregorius ss	3	0	1	1
Andujar 3b	1	0	1	0
Hechavarria 3b	2	0	0	0
Sanchez c	3	0	0	0
Torres 2b	3	0	0	0
<b>Totals</b>	<b>29</b>	<b>7</b>	<b>7</b>	<b>7</b>

Oakland	000	000	020	2	5	0
New York	200	004	01x	7	7	1

E – Andujar. DP – Oakland 1. LOB – Oakland 9, New York 3. 2B – Judge, Hicks. 3B – Voit. HR – Davis, Judge, Stanton. SB – Stanton. SF – Gregorius.

Oakland	ip	h	r	er	bb	so
Hendriks (L)	1.0	1	2	2	1	1
Trivino	3.0	1	0	0	1	4
Kelley	1.0	1	0	0	0	0
Rodney	0.0	2	2	2	0	0
Treinen	2.0	2	3	3	2	0
Familia	1.0	0	0	0	0	1
New York	ip	h	r	er	bb	so
Severino	4.0	2	0	0	4	7
Betances (W)	2.0	0	0	0	0	3
Robertson	1.0	0	0	0	0	1
Britton	1.0	2	2	2	1	0
Chapman	1.0	1	0	0	0	2

WP – Rodney.

T – 3:25. A – 49,620.

Umpires – Wolf, Gibson, Davis, Porter, Little, Hoberg.

## 2019 ALWC

The A's host Tampa Bay in the American League Wild Card game and lose by a score of 5-1. Sean Manaea starts for the A's and allows a home run to Yandy Díaz to start the game. He also surrenders a two-run home run to Avisail García in the second inning and a solo home run to Díaz in the third and is relieved by Yusmeiro Petit with no outs in the third inning and the A's trailing 4-0. Oakland scores its lone run in the bottom of the third when Marcus Semien reaches third on an error by third baseman Mike Brosseau and scores on a Ramón Laureano sacrifice fly. Jesús Luzardo pitches 3.0 scoreless innings of relief to keep the A's close but the Rays bullpen blanks the A's on three hits over the final four innings. Jurickson Profar and Robbie Grossman have two hits each but Oakland does not get a runner into scoring position after the fourth inning.

### FINAL STATISTICS

PLAYER	AVG	G	AB	R	H	TB	2B	3B	HR	RBI	SH	SF	HP	BB	IBB	SO	SB	CS	DP	E	SLG	OBP
+Brown,S	.000	1	1	0	0	0	0	0	0	0	0	0	0	0	0	0	0	0	0	0	.000	.000
Canha,M	.000	1	3	0	0	0	0	0	0	0	0	0	0	1	0	2	0	0	0	0	.000	.250
Chapman,M	.333	1	3	0	1	1	0	0	0	0	0	0	0	1	0	0	0	0	0	0	.333	.500
Davis,K	.000	1	4	0	0	0	0	0	0	0	0	0	0	0	0	3	0	0	0	0	.000	.000
Grossman,R	.500	1	4	0	2	2	0	0	0	0	0	0	0	0	0	1	0	0	0	0	.500	.500
Laureano,R	.333	1	3	0	1	1	0	0	0	1	0	1	0	0	0	1	0	0	0	0	.333	.250
+Murphy,S	.000	1	1	0	0	0	0	0	0	0	0	0	0	0	0	0	0	0	1	0	.000	.000
Olson,M	.333	1	3	0	1	1	0	0	0	0	0	0	0	1	0	1	0	0	1	0	.333	.500
Phegley,J	.000	1	2	0	0	0	0	0	0	0	0	0	0	0	0	1	0	0	0	0	.000	.000
Profar,J	.500	1	4	0	2	2	0	0	0	0	0	0	0	0	0	1	0	0	0	0	.500	.500
Semien,M	.200	1	5	1	1	1	0	0	0	0	0	0	0	0	0	2	0	0	0	0	.200	.200
<b>Totals</b>	<b>.242</b>	<b>1</b>	<b>33</b>	<b>1</b>	<b>8</b>	<b>8</b>	<b>0</b>	<b>0</b>	<b>0</b>	<b>1</b>	<b>0</b>	<b>1</b>	<b>0</b>	<b>3</b>	<b>0</b>	<b>12</b>	<b>0</b>	<b>0</b>	<b>2</b>	<b>0</b>	<b>.242</b>	<b>.297</b>

PITCHER	W	L	ERA	G	GS	CG	GF	SHO	SV	IP	H	R	ER	HR	HB	BB	IBB	SO	WP	BK	AVG
Diekman,J	0	0	0.00	1	0	0	0	0	0	0.1	0	0	0	0	0	0	0	0	0	0	.000
Hendriks,L	0	0	0.00	1	0	0	1	0	0	1.0	0	0	0	0	0	0	0	1	0	0	.000
+Luzardo,J	0	0	0.00	1	0	0	0	0	0	3.0	1	0	0	0	0	2	0	4	0	0	.100
Manaea,S	0	1	18.00	1	1	0	0	0	0	2.0	4	4	4	3	0	0	0	5	0	0	.400
Petit,Y	0	0	3.38	1	0	0	0	0	0	2.2	2	1	1	1	0	0	0	2	0	0	.200
<b>Totals</b>	<b>0</b>	<b>1</b>	<b>5.00</b>	<b>1</b>	<b>1</b>	<b>0</b>	<b>1</b>	<b>0</b>	<b>0</b>	<b>9.0</b>	<b>7</b>	<b>5</b>	<b>5</b>	<b>4</b>	<b>0</b>	<b>2</b>	<b>0</b>	<b>12</b>	<b>0</b>	<b>0</b>	<b>.206</b>

October 2  
Tampa Bay 5, Oakland 1

Tampa Bay	ab	r	h	bi
Diaz 1b	4	2	3	2
Wendle pr-3b	0	0	0	0
Pham dh	4	1	2	1
Meadows lf	3	0	0	0
d'Arnaud c	4	0	0	0
Duffy 3b	1	1	1	0
Lowe ph-2b	3	0	0	0
Garcia rf	4	1	1	2
Adames ss	4	0	0	0
Kiermaier cf	4	0	0	0
Brosseau 2b-3b-1b	2	0	0	0
Choi ph-1b	1	0	0	0
<b>Totals</b>	<b>34</b>	<b>5</b>	<b>7</b>	<b>5</b>

Oakland	ab	r	h	bi
Semien ss	5	1	1	0
Laureano rf	3	0	1	1
Chapman 3b	3	0	1	0
Olson 1b	3	0	1	0
Canha cf	3	0	0	0
Profar 2b	4	0	2	0
Davis dh	4	0	0	0
Grossman lf	4	0	2	0
Murphy c	1	0	0	0
Brown ph	1	0	0	0
Phegley c	2	0	0	0
<b>Totals</b>	<b>33</b>	<b>1</b>	<b>8</b>	<b>1</b>

Tampa Bay	121	010	000	5	7	1
Oakland	001	000	000	1	8	0

E – Brosseau. DP – Tampa Bay 2. LOB – Tampa Bay 4, Oakland 9. HR – Diaz 2, Pham, Garcia. SB – Pham. SF – Laureano.

Tampa Bay	ip	h	r	er	bb	so
Morton (W)	5.0	5	1	0	3	4
Castillo	2.0	2	0	0	0	3
Anderson	1.1	1	0	0	0	4
Pagan	0.2	0	0	0	0	1
Oakland	ip	h	r	er	bb	so
Manaea (L)	2.0	4	4	4	0	5
Petit	2.2	2	1	1	0	2
Diekman	0.1	0	0	0	0	0
Luzardo	3.0	1	0	0	2	4
Hendriks	1.0	0	0	0	0	1

T – 3:18. A – 54,005.

Umpires – Fairchild, Culbreth, Miller, Guccione, Barrett, Hamari.



# ATHLETICS ALL-TIME ROSTER

<b>A</b>	Axford, John ..... 2016-17	Benson, Vern ..... 1943, 46	Bostick, Henry ..... 1915
Abad, Andy ..... 2001	Azcue, Joe ..... 1962-63	Benton, Al ..... 1934-35	Bournigal, Rafael ..... 1996-98
Abad, Fernando ..... 2014-15	<b>B</b>	Berger, Johnny ..... 1922	Bourque, Pat ..... 1973-74
Abbott, Glenn ..... 1973-76	Babe, Loren ..... 1953	Bernazard, Tony ..... 1987	Bowen, Rob ..... 2007-08
Abbott, Kurt ..... 1993, 98	Babich, Johnny ..... 1940-41	Bernhard, Bill ..... 1901-02	Bowers, Cedrick ..... 2010
Aber, Al ..... 1957	Babitt, Shooety ..... 1981	Berroa, Geronimo ..... 1994-97	Bowie, Jim ..... 1994
Abernathy, Tal ..... 1942-44	Bacon, Eddie ..... 1917	Berry, Charlie ..... 1925,	Bowie, Michah ..... 2002-03
Accardo, Jeremy ..... 2012	Bagwell, Bill ..... 1925	34-36, 38	Bowles, Charlie ..... 1943, 45
Acosta, Merito ..... 1918	Bahnsen, Stan ..... 1975-77	Berry, Claude ..... 1906-07	Bowlin, Weldon ..... 1967
Acre, Mark ..... 1994-97	Bailey, Andrew ..... 2009-11	Berry, Joe ..... 1944-46	Bowman, Joe ..... 1932
Adams, Dick ..... 1947	Bailey, Gene ..... 1917	Bertoia, Reno ..... 1961	Bowsfield, Ted ..... 1963-64
Adams, Mike ..... 1978	Bailey, Homer ..... 2019	Besse, Herman ..... 1940-43, 46	Boyd, Bob ..... 1961
Adams, Willie ..... 1918-19	Baines, Harold ..... 1990-92	Bettendorf, Jeff ..... 1984	Boyer, Clete ..... 1955-57
Adams, Willie ..... 1996-97	Bair, Doug ..... 1977, 86	Bevan, Hal ..... 1952, 55	Boyer, Cloyd ..... 1955
Adkins, Dick ..... 1942	Baisley, Jeff ..... 2008	Biasatti, Hank ..... 1949	Braden, Dallas ..... 2007-11
Afenir, Troy ..... 1990-91	Baker, Bock ..... 1901	Bigbee, Lyle ..... 1920	Bradford, Bill ..... 1956
Aker, Jack ..... 1964-68	Baker, Dusty ..... 1985-86	Billings, Bruce ..... 2011	Bradford, Chad ..... 2001-04
Akerfelds, Darrel ..... 1986	Baker, Frank ..... 1908-14	Binks, George ..... 1947-48	Bradley, Bert ..... 1983
Alcántara, Arismendy ..... 2016	Baker, Neal ..... 1927	Birtas, Tim ..... 1985-86	Bradley, Milton ..... 2006-07
Alcántara, Raul ..... 2016-17	Baker, Scott ..... 1995	Bishop, Bill ..... 1921	Bradshaw, Dallas ..... 1917
Aldrete, Mike ..... 1993-95	Baker, Steve ..... 1982-83	Bishop, Charlie ..... 1952-55	Brady, Michael ..... 2017
Alexander, Gary ..... 1978	Balfour, Grant ..... 2011-13	Bishop, Max ..... 1924-33	Brancato, Al ..... 1939-41, 45
Alexander, Matt ..... 1975-77	Bando, Chris ..... 1989	Bitker, Joe ..... 1990	Branom, Dud ..... 1927
Allen, Bob ..... 1919	Bando, Sal ..... 1966-76	Black, Don ..... 1943-45	Brant, Marshall ..... 1983
Allen, Brandon ..... 2011-12	Bankston, Everett ..... 1915	Blackburn, Paul ..... 2017-19	Brazill, Frank ..... 1921-22
Allen, Dick ..... 1977	Bankston, Wes ..... 2008	Blackley, Travis ..... 2012	Breckinridge, Bill ..... 1929
Allison, Dana ..... 1991	Barbee, Dave ..... 1926	Blackwell, Ewell ..... 1955	Breslow, Craig ..... 2009-11
Almon, Bill ..... 1983-84	Barna, Babe ..... 1937-38	Blaeholder, George ..... 1935	Bressler, Rube ..... 1914-16
Alonso, Yonder ..... 2016-17	Barr, Scotty ..... 1908-09	Blair, Buddy ..... 1942	Brewer, Billy ..... 1997
Alou, Felipe ..... 1970-71	Barreto, Franklin ..... 2017-19	Blair, Carson ..... 2015	Brickley, George ..... 1913
Alou, Jesus ..... 1973-74	Barrett, Bill ..... 1921	Blake, Ed ..... 1957	Briggs, John ..... 1960
Alou, Matty ..... 1972	Barrett, Dick ..... 1933	Blanchard, Johnny ..... 1965	Briscoe, John ..... 1991-96
Alston, Dell ..... 1978	Barry, Hardin ..... 1912	Blanco, Gil ..... 1966	Brissie, Lou ..... 1947-51
Alusik, George ..... 1962-64	Barry, Jack ..... 1908-15	Blankenship, Lance ..... 1988-93	Brito, Tilson ..... 1997
Alvarez, R.J. .... 2015	Barthold, John ..... 1904	Blanks, Kyle ..... 2014	Broberg, Pete ..... 1978
Alyea, Brant ..... 1972	Bartley, Bill ..... 1906-07	Blanton, Joe ..... 2004-08	Brooks, Aaron ..... 2015, 18-19
Ambler, Wayne ..... 1937-39	Bartling, Irv ..... 1938	Blasingame, Don ..... 1966	Brooks, Bobby ..... 1969-72
Ancker, Walter ..... 1915	Barton, Daric ..... 2007-14	Blefary, Curt ..... 1971-72	Brosius, Scott ..... 1991-97
Anderson, Brett ..... 2009-13,	Barton, Harry ..... 1905	Bleich, Jeremy ..... 2018	Brothers, Art ..... 1906
18-19	Bass, Norm ..... 1961-63	Blemker, Ray ..... 1960	Brown, Andrew ..... 2007-08
Anderson, Bryan ..... 2014-15	Bassitt, Chris ..... 2015-16, 18-19	Blevins, Jerry ..... 2007-13	Brown, Boardwalk ..... 1911-14
Anderson, Dwain ..... 1971-72	Bates, Charlie ..... 1927	Blowers, Mike ..... 1998	Brown, Darrell ..... 1982
Anderson, Tanner ..... 2019	Bates, Ray ..... 1917	Blue, Bert ..... 1908	Brown, Dee ..... 2007
Anderson, Walter ..... 1917, 19	Bathe, Bill ..... 1986	Blue, Vida ..... 1969-77	Brown, Emil ..... 2008
Andrews, Elbert ..... 1925	Batista, Tony ..... 1996-97	Boak, Chet ..... 1960	Brown, Jeremy ..... 2006
Andrews, Mike ..... 1973	Battle, Allen ..... 1996	Boardman, Charlie ..... 1913-14	Brown, Jim ..... 1916
Andujar, Joaquin ..... 1986-87	Batton, Chris ..... 1976	Bocachica, Hiram ..... 2005-07	Brown, Larry ..... 1971-72
Appier, Kevin ..... 1999-00	Bauer, Hank ..... 1960-61	Bochte, Bruce ..... 1984-86	Brown, Norm ..... 1943, 46
Applegate, Fred ..... 1904	Bauer, Lou ..... 1918	Bodie, Ping ..... 1917	Brown, Ollie ..... 1972
Archer, Fred ..... 1936-37	Baumgartner, Stan ..... 1924-26	Boever, Joe ..... 1993	Brown, Seth ..... 2019
Archer, Jim ..... 1961-62	Baxes, Mike ..... 1956, 58	Bogle, Warren ..... 1968	Browne, Jerry ..... 1992-93
Armas, Marcos ..... 1993	Baylor, Don ..... 1976, 88	Bohen, Pat ..... 1913	Bruce, Lou ..... 1904
Armas, Tony ..... 1977-82	Beane, Billy ..... 1989	Boley, Joe ..... 1927-32	Brucker, Earle ..... 1937-40, 43
Armbruster, Harry ..... 1906	Beard, Dave ..... 1980-83	Bollweg, Don ..... 1954-55	Brucker, Earle ..... 1948
Armstrong, George ..... 1946	Becker, Rich ..... 1999-00	Bolt, Skye ..... 2019	Bruggy, Frank ..... 1922-24
Armstrong, Howard ..... 1911	Beckmann, Bill ..... 1939-42	Bonner, Frank ..... 1902	Brugman, Jaycob ..... 2017
Arndt, Larry ..... 1989	Belitz, Todd ..... 2000	Bonser, Boof ..... 2010	Brumley, Mike ..... 1994
Arntzen, Ori ..... 1943	Bell, Kevin ..... 1982	Boone, Dan ..... 1919	Brunet, George ..... 1956-57,
Arroyo, Fernando ..... 1982, 86	Bella, Zeke ..... 1959	Boone, Ray ..... 1959	59-60
Astroth, Joe ..... 1945-46, 50-56	Bellhorn, Mark ..... 1997-98,	Bordj, Rich ..... 1980-81, 88	Bryan, Billy ..... 1961-66
Atherton, Keith ..... 1983-86	00-01	Bordick, Mike ..... 1990-96	Bryant, Derek ..... 1979
Atkins, Tommy ..... 1909-10	Bender, Chief ..... 1903-14	Bosetti, Rick ..... 1981-82	Buchter, Ryan ..... 2018-19
		Bosman, Dick ..... 1975-76	Buck, Travis ..... 2007-10

Budaska, Mark.....	1978, 81	Castro, Simon.....	2017	Connelly, Steve.....	1998	Davis, Bud.....	1915
Bullock, Red.....	1936	Cater, Danny.....	1966-69	Conrad, Brooks.....	2008	Davis, Crash.....	1940-42
Burgmeier, Tom.....	1983-84	Caudill, Bill.....	1984, 87	Conroy, Bill.....	1935-37	Davis, Harry.....	1901-11, 13-17
Burgo, Bill.....	1943-44	Caulfield, Jake.....	1946	Conroy, Tim.....	1978, 82-85	Davis, Ike.....	2015
Burke, Glenn.....	1978-79	Causey, Wayne.....	1961-66	Consolo, Billy.....	1962	Davis, Khris.....	2016-19
Burnette, Wally.....	1956-58	Ceccarelli, Art.....	1955-56	Conway, Owen.....	1915	Davis, Mike.....	1980-87
Burns, Billy.....	2014-16	Cepeda, Orlando.....	1972	Cook, Ryan.....	2012-15	Davis, Rajai.....	2008-10, 17
Burns, Dennis.....	1923-24	Cerv, Bob.....	1957-60	Coombs, Bobby.....	1933	Davis, Storm.....	1987-89, 93
Burns, George.....	1918-20, 29	Céspedes, Yoenis.....	2012-14	Coombs, Jack.....	1906-14	Davis, Tod.....	1949, 51
Burns, Joe.....	1944-45	Cey, Ron.....	1987	Cooper, Pat.....	1946-47	Davis, Tommy.....	1970-71
Burns, Todd.....	1988-91	Chalk, Dave.....	1979	Corcoran, Art.....	1915	Dawley, Bill.....	1989
Burris, Ray.....	1984	Chant, Charlie.....	1975	Corsi, Jim.....	1988-89,	Dean, Chubby.....	1936-41
Burroughs, Jeff.....	1982-84	Chapman, Fred.....	1939-41		92, 95-96	Decker, Jaff.....	2017
Burrows, John.....	1943	Chapman, John.....	1924	Cosey, Ray.....	1980	Delesus, David.....	2011
Burrus, Dick.....	1919-20	Chapman, Matt.....	2017-19	Cotton, Jharel.....	2016-17	Del Greco, Bobby.....	1961-63
Burtschy, Moe.....	1950-51,	Chapman, Sam.....	1938-41,	Cottrell, Ensign.....	1913	De Los Santos, Fautino.....	
	54-55		45-51	Coughtry, Marlan.....	1962		2011-12
Busch, Ed.....	1943-45	Charles, Ed.....	1962-67	Coulombe, Daniel.....	2015-18	Delsing, Jim.....	1960
Buschhorn, Don.....	1965	Chavarria, Ossie.....	1966-67	Courtney, Clint.....	1961	DeMaestri, Joe.....	1953-59
Bush, Joe.....	1912-17, 28	Chavez, Eric.....	1998-2010	Coveleski, Stan.....	1912	DeMars, Billy.....	1948
Butler, Billy.....	2015-16	Chavez, Jesse.....	2012-15	Covington, Wes.....	1961	Denofria, Chris.....	2008-09
Buxton, Ralph.....	1938	Chiti, Harry.....	1958-60	Cowgill, Collin.....	2012	Derrick, Claud.....	1910-12
Bynum, Freddie.....	2005	Chitren, Steve.....	1990-91	Cox, Glenn.....	1955-58	Derry, Russ.....	1946
Byrd, Harry.....	1950, 52-53	Choice, Michael.....	2013	Cox, Jeff.....	1980-81	Desautels, Gene.....	1946
Byrnes, Eric.....	2000-05	Chouinard, Bobby.....	1996	Coyne, Toots.....	1914	DeShong, Jimmie.....	1932
Byrnes, Jim.....	1906	Christenson, Ryan.....	1998-01	Crabb, Roy.....	1912	Detwiler, Ross.....	2016
		Christopher, Russ.....	1942-47	Craddock, Walt.....	1955-56, 58	Devine, Joey.....	2008, 11
<b>C</b>		Cias, Darryl.....	1983	Craig, George.....	1907	Dickson, Jim.....	1965-66
Cabrera, Orlando.....	2009	Cicero, Joe.....	1945	Cramer, Bobby.....	2010-11	Dickson, Murry.....	1958-59
Cadaret, Greg.....	1987-89	Cihocki, Ed.....	1932-33	Cramer, Doc.....	1929-35	Diekman, Jake.....	2019
Cahill, Trevor.....	2009-11, 18	Cimoli, Gino.....	1962-64	Crane, Sam.....	1914-16	Dietrich, Bill.....	1933-36, 47-48
Cain, Sugar.....	1932-35	Ciola, Lou.....	1943	Crawford, Willie.....	1977	Dillinger, Bob.....	1950
Calero, Kiko.....	2005-08	Cipriani, Frank.....	1961	Crimian, Jack.....	1956	Dilone, Miguel.....	1978-79
Caligiuri, Fred.....	1941-42	Cissell, Bill.....	1937	Crisp, Coco.....	2010-16	DiNardo, Lenny.....	2007-08
Callahan, Ben.....	1983	Clark, Allie.....	1951-53	Cronin, Jim.....	1929	Ditmar, Art.....	1954-56, 61-62
Callaspo, Alberto.....	2013-14	Clark, Doug.....	2006	Crosby, Bobby.....	2003-09	Divis, Moxie.....	1916
Callaway, Frank.....	1921-22	Clark, Jermaine.....	2005	Cross, Lave.....	1901-05	Dixon, Sonny.....	1954-55
Camacho, Ernie.....	1980	Clark, Ron.....	1971-72	Cross, Monte.....	1902-07	Dobson, Chuck.....	1966-71, 73
Cameron, Kevin.....	2009	Claset, Gowell.....	1933	Crowell, Cap.....	1915-16	Dolan, Joe.....	1901
Campaneris, Bert.....	1964-76	Clinton, Lou.....	1965	Crowson, Woody.....	1945	Donahue, Pat.....	1910
Campbell, Kevin.....	1991-93	Clippard, Tyler.....	2015	Cruthers, Press.....	1913-14	Donaldson, John.....	1966-70,
Candiotti, Tom.....	1998-99	Clyde, Tom.....	1943	Cruz, Fausto.....	1994-95		74
Canha, Mark.....	2015-19	Coakley, Andy.....	1902-06	Cruz, Juan.....	2005	Donaldson, Josh.....	2010, 12-14
Canseco, Jose.....	1985-92, 97	Cobb, Ty.....	1927-28	Cullen, Tim.....	1972	Doolittle, Sean.....	2012-17
Canseco, Ozzie.....	1990	Cochrane, Mickey.....	1925-33	Culler, Dick.....	1936	Dotel, Octavio.....	2004-05
Cantrell, Guy.....	1927	Codiroli, Chris.....	1982-87	Cunningham, Aaron.....	2008-09	Doubtron, Felix.....	2015
Carey, Andy.....	1960-61	Coghlan, Chris.....	2016	Cunningham, Mike.....	1906	Dougherty, Jim.....	1998
Carignan, Andrew.....	2011-12	Colangelo, Mike.....	2002	Curry, Jim.....	1909	Dowd, Snooks.....	1919
Carr, Charlie.....	1901	Colavito, Rocky.....	1964	Cust, Jack.....	2007-10	Downing, Al.....	1970
Carrasquel, Chico.....	1958	Colbert, Nate.....	1976			Downs, Kelly.....	1992-93
Carroll, Doc.....	1916	Coleman, Ed.....	1932-35	<b>D</b>		Doyle, Brian.....	1981
Carrroll, Tom.....	1959	Coleman, Joe.....	1942,	D'Acquisto, John.....	1982	Doyle, Carl.....	1935-36
Carson, Matt.....	2009-10		46-51, 53	Daley, Bud.....	1958-61	Dozier, Tom.....	1986
Carter, Chris.....	2010-12	Coleman, Joe.....	1977-78	Daley, Pete.....	1960	Drabowsky, Moe.....	1962-65
Carter, Nick.....	1908	Coleman, Ray.....	1948	Daley, Tom.....	1913-14	Drake, Larry.....	1945
Carter, Sol.....	1931	Coleman, Rip.....	1957, 59	Daly, Bert.....	1903	Dressendorfer, Kirk.....	1991
Carty, Rico.....	1973, 78	Collamore, Allan.....	1911	Damon, Johnny.....	2001	Drew, Stephen.....	2012
Cascarella, Joe.....	1934-35	Collins, Dave.....	1985	Damrau, Harry.....	1915	Driscoll, Jim.....	1970
Casilla, Santiago.....	2004-09,	Collins, Eddie.....	1906-14,	Danforth, Art.....	1928	Driscoll, Michael.....	1916
	17-18		27-30	Daney, Dave.....	1911-12	Drumright, Keith.....	1981
Caster, George.....	1934-35,	Collins, Eddie.....	1939, 41-42	Danner, Buck.....	1915	Duchscherer, Justin.....	2003-08,
	37-40	Collins, Jimmy.....	1907-08	Darling, Ron.....	1991-95		10
Castiglia, Jim.....	1942	Collins, Zip.....	1921	Davalillo, Vic.....	1973-74	Duckworth, Jim.....	1966
Castillo, Alberto.....	2005	Colón, Bartolo.....	2012-13	DaVanon, Jeff.....	2007	Dugan, Joe.....	1917-21
Castro, Angel.....	2015	Cone, Bob.....	1915	Davidson, Claude.....	1918	Dugleby, Bill.....	1902
Castro, Luis.....	1902	Conigliaro, Billy.....	1973	Davis, Chick.....	1914-15	Duliba, Bob.....	1967
Castro, Ramon.....	2004	Connelly, Bill.....	1945	Davis, Bob.....	1958, 60	Dull, Ryan.....	2015-19

## Athletics All-Time Roster, continued

Duncan, Dave ..... 1964, 67-72  
 Duncan, Taylor ..... 1978  
 Dunn, Adam ..... 2014  
 Dunning, Steve ..... 1977  
 Durazo, Erubiel ..... 2003-05  
 Duren, Ryne ..... 1957  
 Durham, Ray ..... 2002  
 Duser, Carl ..... 1956, 58  
 Dye, Jermaine ..... 2001-04  
 Dygett, Jimmy ..... 1905-10  
 Dykes, Jimmie ..... 1918-32

### E

Earnshaw, George ..... 1928-33  
 Easterling, Paul ..... 1938  
 Eaves, Vallerie ..... 1935  
 Eccles, Harry ..... 1915  
 Eckersley, Dennis ..... 1987-95  
 Eckert, Charlie ..... 1919-20, 22  
 Eddy, Chris ..... 1995  
 Edgerton, Bill ..... 1966-67  
 Edwards, Doc ..... 1963-65  
 Edwards, Mike ..... 1978-80  
 Edwards, Mike ..... 2003  
 Edwards, Ralph ..... 1915  
 Egan, Ben ..... 1908, 12  
 Ehmke, Howard ..... 1926-30  
 Eibner, Brett ..... 2016  
 Elliott, Randy ..... 1980  
 Ellis, Dock ..... 1977  
 Ellis, Mark ..... 2002-03, 05-11  
 Ely, Bones ..... 1901  
 Embree, Alan ..... 2007-08  
 Emerson, Chester ..... 1911-12  
 Engle, Charlie ..... 1925-26  
 Epps, Hal ..... 1944  
 Epstein, Mike ..... 1971-72  
 Eschen, Larry ..... 1942  
 Esposito, Sammy ..... 1963  
 Essegian, Chuck ..... 1961, 63  
 Essian, Jim ..... 1978-80, 84  
 Estalella, Bobby ..... 1943-45, 49  
 Estrada, Marco ..... 2019  
 Etherton, Seth ..... 2005  
 Etten, Nick ..... 1938-39  
 Eveland, Dana ..... 2008-09  
 Everidge, Tommy ..... 2009  
 Ewoldt, Art ..... 1919

### F

Fagan, Everett ..... 1943, 46  
 Fahey, Frank ..... 1918  
 Fahey, Howard ..... 1912  
 Fain, Ferris ..... 1947-52  
 Fairbank, Jim ..... 1903-04  
 Fairly, Ron ..... 1976  
 Falkenberg, Cy ..... 1917  
 Familia, Jeurys ..... 2018  
 Fanovich, Frank ..... 1953  
 Farmer, Ed ..... 1983  
 Fasano, Sal ..... 2000-01  
 Fazio, Ernie ..... 1966  
 Fermin, Ramon ..... 1995  
 Fernandez, Frank ..... 1970-71  
 Ferrazzi, Bill ..... 1935

Ferrick, Tom ..... 1941  
 Feters, Mike ..... 1998  
 Fetzler, Willy ..... 1906  
 Fiers, Mike ..... 2018-19  
 Figueroa, Ed ..... 1981  
 Figueroa, Pedro ..... 2012-13  
 Fikac, Jeremy ..... 2003  
 Files, Eddie ..... 1908  
 Fillingim, Dana ..... 1915  
 Fingers, Rollie ..... 1968-76  
 Finigan, Jim ..... 1954-56  
 Fink, Herman ..... 1935-37  
 Finney, Lou ..... 1931, 33-39  
 Fiorentino, Jeff ..... 2008  
 Fischer, Bill ..... 1961-63  
 Flater, Jack ..... 1908  
 Fletcher, Paul ..... 1996  
 Flick, Elmer ..... 1902  
 Flick, Lew ..... 1943-44  
 Flohr, Mort ..... 1934  
 Flores, Jesse ..... 1943-47  
 Flores, Ron ..... 2005-07  
 Flythe, Stu ..... 1936  
 Foiles, Hank ..... 1960  
 Font, Wilmer ..... 2018  
 Fosse, Ray ..... 1973-75  
 Foulke, Keith ..... 2003, 08  
 Fowler, Dick ..... 1941-42, 45-52  
 Fowler, Dustin ..... 2018  
 Fox, Eric ..... 1992-94  
 Fox, Jack ..... 1908  
 Fox, Jake ..... 2010  
 Fox, Nellie ..... 1947-49  
 Foxx, Jimmie ..... 1925-35  
 Francis, Jeff ..... 2014  
 Francona, Tito ..... 1969-70  
 Franks, Herman ..... 1947-48  
 Fraser, Chick ..... 1901  
 Freeman, Harvey ..... 1921  
 Freeman, Mark ..... 1959  
 Freiman, Nate ..... 2013-14  
 Freitas, Tony ..... 1932-33  
 French, Pat ..... 1917  
 French, Walter ..... 1923, 25-29  
 Fricano, Marion ..... 1952-55  
 Fritz, Charlie ..... 1907  
 Fritz, Harry ..... 1913  
 Fuentes, Brian ..... 2011-12  
 Fuentes, Tito ..... 1978  
 Fuhrman, Ollie ..... 1922  
 Fuld, Sam ..... 2014-15  
 Fulghum, Dot ..... 1921  
 Fultz, Dave ..... 1901-02  
 Furmaniak, JJ ..... 2007  
 Fyhrle, Mike ..... 2001-02

### G

Galan, Augie ..... 1949  
 Gallagher, Sean ..... 2008-09  
 Gallego, Mike ..... 1985-91, 95  
 Galloway, Chick ..... 1919-27  
 Ganley, Bob ..... 1909  
 Gant, Ron ..... 2001, 03  
 Gantenbein, Joe ..... 1939-40

Garbark, Bob ..... 1944  
 Garciparra, Nomar ..... 2009  
 Gardner, Larry ..... 1918  
 Gardner, Rob ..... 1971, 73  
 Garneau, Dustin ..... 2017, 19  
 Garner, Phil ..... 1973-76  
 Garrett, Adrian ..... 1971-72  
 Garrison, Ford ..... 1944-46  
 Garrison, Webster ..... 1996  
 Garver, Ned ..... 1957-60  
 Gassaway, Charlie ..... 1945  
 Gates, Brent ..... 1993-96  
 Gaudin, Chad ..... 2006-08, 10  
 Gautreau, Doc ..... 1925  
 Gearrin, Cory ..... 2018  
 Geary, Bob ..... 1918-19  
 Geier, Phil ..... 1901  
 Gentile, Jim ..... 1964-65  
 Gentry, Craig ..... 2014-15  
 George, Alex ..... 1955  
 George, Greek ..... 1945  
 Gerkin, Steve ..... 1945  
 German, Esteban ..... 2002-04  
 Giambi, Jason ..... 1995-01, 09  
 Giambi, Jeremy ..... 2000-02  
 Gibson, Charlie ..... 1924  
 Giebel, Joe ..... 1913  
 Giel, Paul ..... 1961  
 Giese, Dan ..... 2009  
 Giggie, Bob ..... 1960, 62  
 Ginsberg, Joe ..... 1956  
 Ginter, Keith ..... 2005  
 Giordano, Tommy ..... 1953  
 Giusti, Dave ..... 1977  
 Glass, Tom ..... 1925  
 Glynn, Ryan ..... 2005  
 Godfrey, Graham ..... 2011-12  
 Gomes, Jonny ..... 2012, 14  
 Gonzalez, Carlos ..... 2008  
 Gonzalez, Edgar ..... 2009  
 Gonzalez, Gio ..... 2008-11  
 Gonzalez, Orlando ..... 1980  
 Gooch, Lee ..... 1917  
 Goodwin, Danny ..... 1982  
 Gorman, Tom ..... 1955-59  
 Gosger, Jim ..... 1966-68  
 Gossage, Rich ..... 1992-93  
 Gossett, Daniel ..... 2017-18  
 Grabarkewitz, Billy ..... 1975  
 Grabowski, Jason ..... 2002-03  
 Graff, Milt ..... 1957-58  
 Grant, Mudcat ..... 1970-71  
 Graveman, Kendall ..... 2015-18  
 Gray, Dolly ..... 1924-27  
 Gray, Jeff ..... 2008-09  
 Gray, Johnny ..... 1954-55  
 Gray, Sonny ..... 2013-17  
 Green, Dick ..... 1963-74  
 Green, Grant ..... 2013  
 Green, Joe ..... 1924  
 Gregerson, Luke ..... 2014  
 Gregg, Vean ..... 1918  
 Grevell, Bill ..... 1919  
 Grieve, Ben ..... 1997-00  
 Griffith, Lee ..... 1946

Griffin, A.J. ..... 2012-13  
 Griffin, Alfredo ..... 1985-87  
 Griffin, Ivy ..... 1919-21  
 Griffin, Pug ..... 1917  
 Grilli, Guido ..... 1966  
 Grimm, Bob ..... 1958-59, 62  
 Grimes, Oscar ..... 1946  
 Grimm, Charlie ..... 1916  
 Groh, Lew ..... 1919  
 Groom, Buddy ..... 1996-99  
 Gross, Gabe ..... 2010  
 Gross, Wayne ..... 1976-83, 86  
 Grossman, Robbie ..... 2019  
 Groth, Johnny ..... 1956-57  
 Grove, Lefty ..... 1925-33  
 Grover, Roy ..... 1916-17, 19  
 Grunwald, Al ..... 1959  
 Grzenda, Joe ..... 1964, 66  
 Guerra, Mike ..... 1947-50  
 Guerrero, Mario ..... 1978-80  
 Guillen, Jose ..... 2003  
 Guintini, Ben ..... 1950  
 Gumpert, Randy ..... 1936-38  
 Guthrie, Mark ..... 2001  
 Guzman, Johnny ..... 1991-92

### H

Haas, Bruno ..... 1915  
 Haas, Moose ..... 1986-87  
 Haas, Mule ..... 1928-32, 38  
 Hadley, Bump ..... 1941  
 Hadley, Kent ..... 1958-59  
 Haefner, Bill ..... 1915  
 Hahn, Jesse ..... 2015-17  
 Hairston, Scott ..... 2009  
 Halama, John ..... 2003  
 Hale, Sammy ..... 1923-29  
 Haley, Ray ..... 1916-17  
 Hall, Dick ..... 1960  
 Hall, Irv ..... 1943-46  
 Halsey, Brad ..... 2006  
 Hamilton, Dave ..... 1972-75,  
 79-80  
 Hamilton, Tom ..... 1952-53  
 Hamlin, Ken ..... 1960  
 Hamlin, Luke ..... 1944  
 Hammel, Jason ..... 2014  
 Hammond, Chris ..... 2004  
 Hamner, Granny ..... 1962  
 Hancken, Buddy ..... 1940  
 Hancock, Gary ..... 1983-84  
 Handley, Gene ..... 1946-47  
 Handrahan, Vern ..... 1964, 66  
 Haney, Larry ..... 1969-70, 72-76  
 Hankins, Jay ..... 1961, 63  
 Hanna, Preston ..... 1982  
 Hannahan, Jack ..... 2007-09  
 Hannifin, Jack ..... 1906  
 Harang, Aaron ..... 2002-03  
 Harden, Rich ..... 2003-08, 11  
 Haren, Dan ..... 2005-07  
 Harikkala, Tim ..... 2005  
 Harkey, Mike ..... 1995  
 Harper, Brian ..... 1987, 95  
 Harper, Jack ..... 1915



Harper, Tommy.....	1975	Hill, Jesse.....	1937	Jaha, John.....	1999-01	Keegan, Ed.....	1961
Harrell, Slim.....	1912	Hill, Red.....	1917	James, Justin.....	2010	Keen, Vic.....	1918
Harrelson, Ken.....	1963-67	Hill, Rich.....	2016	Jamieson, Charlie.....	1917-18	Keesey, Jim.....	1925, 30
Harrington, Bill.....	1953, 55-56	Hillegas, Shawn.....	1992-93	Jarvis, Kevin.....	1999	Keisler, Randy.....	2006
Harris, Bob.....	1942	Hilley, Ed.....	1903	Jaso, John.....	2013-14	Kell, George.....	1943-46
Harris, Bubba.....	1948-49, 51	Hinch, A.J.....	1998-00	Javier, Stan.....	1986-90, 94-95	Kell, Skeeter.....	1952
Harris, Lum.....	1941-44, 46	Hittchcock, Billy.....	1950-52	Jenkins, Tom.....	1926	Kellett, Al.....	1923
Harris, Reggie.....	1990-91	Hoffman, Danny.....	1903-06	Jennings, Doug.....	1988-91	Kelley, Harry.....	1936-38
Harris, Spencer.....	1930	Hogan, Willie.....	1911	Jennings, Robin.....	2001	Kelley, Shawn.....	2018
Harrison, Tom.....	1965	Holborow, Wally.....	1948	Jensen, Willie.....	1914	Kellner, Alex.....	1948-58
Harriss, Slim.....	1920-26	Holliday, Matt.....	2009	Jimenez, D'Angelo.....	2006	Kellner, Walt.....	1952-53
Hartsel, Topsy.....	1902-11	Holmes, Chick.....	1918	Jimenez, Manny.....	1962-64, 66	Kellogg, Al.....	1908
Harville, Chad.....	1999, 01, 03-04	Holmes, Jim.....	1906	Jimenez, Miguel.....	1993-94	Kelly, Bill.....	1920
Hassey, Ron.....	1988-90	Holt, Jim.....	1974-76	John, Tommy.....	1985	Kelly, Ren.....	1923
Hassler, Joe.....	1928-29	Holt, Red.....	1925	Johns, Doug.....	1995-96	Kendall, Jason.....	2005-07
Hasson, Gene.....	1937-38	Holtz, Mike.....	2002	Johns, Doug.....	1995-96	Kenna, Ed.....	1902
Hasty, Bob.....	1919-24	Holtzman, Ken.....	1972-75	Johnson, Bill.....	1916-17	Kennedy, Adam.....	2009
Hatcher, Chris.....	2017-18	Holzemer, Mark.....	1998	Johnson, Bob.....	1933-42	Kennedy, Joe.....	2005-07
Hahteberg, Scott.....	2002-05	Honeycutt, Rick.....	1987-93, 95	Johnson, Bob.....	1960, 69-70	Keough, Joe.....	1968
Haight, Gary.....	1997	Hooks, Alex.....	1935	Johnson, Cliff.....	1981-82	Keough, Matt.....	1977-83
Hauser, Joe.....	1922-24, 26, 28	Hooper, Bob.....	1950-52	Johnson, Dan.....	2005-08	Keriazakos, Gus.....	1955
Hausmann, Clem.....	1949	Hooten, Leon.....	1974	Johnson, Dane.....	1997	Kern, Bill.....	1962
Hawkins, Andy.....	1991	Hope, Sam.....	1907	Johnson, Deron.....	1961-62, 73-74	Ketchum, Fred.....	1901
Hayden, Jack.....	1901	Hopkins, Don.....	1975-76	Johnson, Hank.....	1936	Ketchum, Gus.....	1922
Hayes, Frankie.....	1933-34, 36-42, 44-45	Horlen, Joe.....	1972	Johnson, Jim.....	2014	Kiefer, Steve.....	1984-85
Haynes, Jimmy.....	1997-99	Horsman, Vince.....	1992-94	Johnson, Jim.....	1916-17, 19, 27-28	Kiekhfer, Dean.....	2018
Healy, Ryon.....	2016-17	Horton, Willie.....	1978	Johnson, John Henry.....	1978-79	Kiely, Bobby.....	2004-07
Healy, Thomas.....	1915-16	Hosley, Tim.....	1973-74, 76-78, 81	Johnson, Ken.....	1958-61	Kiely, Leo.....	1960
Heath, Mike.....	1979-85	Host, Gene.....	1957	Johnson, Mark.....	2003	Kilby, Brad.....	2009-10
Heaverlo, Dave.....	1978-79, 81	Houck, Byron.....	1912-14	Johnson, Paul.....	1920-21	Kilkenny, Mike.....	1972-72
Heffner, Don.....	1943	House, Frank.....	1958-59	Johnson, Rankin.....	1941	Killeen, Evans.....	1959
Hegan, Mike.....	1971-73	Houser, Ben.....	1910	Johnson, Roy.....	1918	King, Lee.....	1916
Heimach, Fred.....	1920-26	Hovley, Steve.....	1970-71	Johnson, Stan.....	1961	Kingery, Mike.....	1992
Heimueller, Gorman.....	1983-84	Howard, Steve.....	1990	Johnson, Walt.....	1917	Kingman, Brian.....	1979-82
Heitmuller, Heinie.....	1909-10	Howell, Jay.....	1985-87	Johnson, Doc.....	1922	Kingman, Dave.....	1984-86
Held, Woodie.....	1957-58	Howitt, Dann.....	1989-92	Johnstone, Jay.....	1973	Kinney, Dennis.....	1982
Helvand, Eric.....	1993-95	Howser, Dick.....	1961-63	Johnstone, John.....	1997	Kinney, Walt.....	1919-20, 23
Hemond, Scott.....	1989-94	Hoyle, Tex.....	1952	Jones, Doug.....	1999-00	Kircher, Mike.....	1919
Henderson, Dave.....	1988-93	Hoyt, Waite.....	1931	Jones, Gordon.....	1962	Kirk, Bill.....	1961
Henderson, Rickey.....	1979-84, 89-95, 98	Hubbard, Glenn.....	1988-89	Jones, Jeff.....	1980-84	Kirk, Tom.....	1947
Henderson, Steve.....	1985-87	Huckleberry, Earl.....	1935	Jones, John.....	1923, 32	Kish, Ernie.....	1945
Hendrick, George.....	1971-72	Hudgens, Dave.....	1983-83	Jones, Marcus.....	2000	Klein, Lou.....	1951
Hendriks, Liam.....	2016-19	Hudson, Tim.....	1999-04	Joost, Eddie.....	1947-54	Klieman, Ed.....	1950
Henley, Weldon.....	1903-05	Hughes, Luke.....	2012	Jorgensen, Mike.....	1977	Klimchok, Lou.....	1958-61
Herbert, Ray.....	1955, 58-61	Hulvey, Hank.....	1923	Jose, Felix.....	1988-90	Klimkowski, Ron.....	1971
Heredia, Gil.....	1998-01	Hundley, Nick.....	2019	Joseph, Corban.....	2019	Kline, Bob.....	1934
Hermida, Jeremy.....	2010	Hunter, Billy.....	1957-58	Joseph, Rick.....	1964	Klink, Joe.....	1990-91
Hernandez, Fernando.....	2008	Hunter, Catfish.....	1965-74	Joyce, Bob.....	1939	Kluttz, Mickey.....	1979-82
Hernandez, Ramon.....	1999-03	Husta, Carl.....	1925	Joyce, Dick.....	1965	Knerr, Lou.....	1945-46
Herrera, Jose.....	1995-96	Husting, Bert.....	1902	Joyce, Matt.....	2017-18	Knickerbocker, Austin.....	1947
Herriage, Troy.....	1956	Huston, Warren.....	1937	Jurak, Ed.....	1988	Knickerbocker, Bill.....	1942
Herrmann, Chris.....	2019			Justice, David.....	2002	Knight, John.....	1905-07
Hershberger, Mike.....	1965-69	<b>I</b>				Knott, Jack.....	1941-42, 46
Hertzog, Whitey.....	1958-60	Inge, Brandon.....	2012			Knowles, Darold.....	1971-74
Hesselbacher, George.....	1916	Isringhausen, Jason.....	1999-01	<b>K</b>		Knowlson, Tom.....	1915
Heusser, Ed.....	1940	Iwamura, Aki.....	2010	Ka'aihue, Kila.....	2012	Knowlton, Bill.....	1920
Heving, Johnnie.....	1931-32	<b>J</b>		Kaiser, Jeff.....	1985	Koch, Billy.....	2002
Hickman, Jesse.....	1965-66	Jablonski, Ray.....	1959-60	Kalahan, John.....	1903	Kolloway, Don.....	1953
Hicks, Brandon.....	2012	Jackson, Conor.....	2010-11	Kalfass, Bill.....	1937	Komine, Shane.....	2006-07
Higgins, Pinky.....	1930, 33-36	Jackson, Edwin.....	2018	Karros, Eric.....	2004	Kommsink, Brad.....	1991
High, Charlie.....	1919-20	Jackson, Joe.....	1908-09	Karsay, Steve.....	1993-94, 97, 06	Konopka, Bruce.....	1942-43, 46
Hiljus, Erik.....	2001-02	Jackson, Reggie.....	1967-75, 87	Kazmir, Scott.....	2014-15	Koonce, Graham.....	2003
Hill, Dave.....	1957	Jacobs, Spook.....	1954-56	Kearney, Bob.....	1981-83	Kopf, Larry.....	1914-15
Hill, Donnie.....	1983-86	Jacobson, Baby Doll.....	1927	Kearns, Teddy.....	1920	Kopp, Merlin.....	1918-19
		Jacoby, Brook.....	1991	Keefe, Dave.....	1917, 19-21	Kotsay, Mark.....	2004-07
						Kottaras, George.....	2012
						Kouzmanoff, Kevin.....	2010-11

## Athletics All-Time Roster, continued

Krause, Harry.....	1908-12	Lennox, Ed.....	1906	Magnante, Mike.....	2000-02	McCraab, Les.....	1939-42, 50
Krausse, Lew.....	1931-32	Leon, Arnold.....	2015	Magnuson, Trystan.....	2011	McCue, Frank.....	1922
Krausse, Lew.....	1961, 64-69	Leonard, Elmer.....	1911	Mahaffey, Roy.....	1930-35	McDermott, Mickey.....	1957, 61
Kravitz, Danny.....	1960	Leovich, John.....	1941	Mahay, Ron.....	1999-00	McDevitt, Danny.....	1962
Kreevich, Mike.....	1942	Leshner, Brian.....	1996-98	Mahon, Al.....	1930	McDonald, Hank.....	1931, 33
Kretlow, Lou.....	1956	Lester, Jon.....	2014	Mailho, Emil.....	1936	McDonald, Jason.....	1997-99
Krueger, Bill.....	1983-87	Lewis, Allan.....	1967-70, 72-73	Mains, Jim.....	1943	McElwee, Lee.....	1916
Kryhoski, Dick.....	1955	Lewis, Colby.....	2007	Majeski, Hank.....	1946-49, 51-52	McGee, Willie.....	1990
Kubiak, Ted.....	1967-69, 72-75	Lewis, Darren.....	1990	Mallonee, Ben.....	1921	McGeehan, Conny.....	1903
Kubinski, Tim.....	1997, 99	Lewis, Richie.....	1997	Mallory, Sheldon.....	1977	McGhee, Bill.....	1944-45
Kucab, Johnny.....	1950-52	Lidle, Cory.....	2001-02	Malone, Lew.....	1915-16	McGhee, Ed.....	1953-54
Kucks, Johnny.....	1959-60	Lieber, Dutch.....	1935-36	Manaea, Sean.....	2016-19	McGlinn, John.....	1944
Kuczynski, Bert.....	1943	Liebhart, Glenn.....	1930	Mangual, Angel.....	1971-76	McGowan, Mark.....	1922-23
Kull, John.....	1909	Lillard, Bill.....	1939-40	Manrique, Fred.....	1991	McGwire, Barry.....	1986-97
Kume, Mike.....	1955	Lilly, Ted.....	2002-03	Manush, Frank.....	1908	McInnis, Stuffy.....	1909-17
Kunkel, Bill.....	1961-62	Limmer, Lou.....	1951, 54	Marchildon, Phil.....	1940-42, 45-49	McIntyre, Matty.....	1901
Kutyna, Marty.....	1959-60	Lindblad, Paul.....	1965-71, 73-76	Marcum, Johnny.....	1933-35	McKay, Cody.....	2002
<b>L</b>		Lindblom, Josh.....	2014	Maris, Roger.....	1958-59	McKay, Dave.....	1980-82
Laabs, Chet.....	1947	Lindemann, Bob.....	1901	Markland, Gene.....	1950	McKeithan, Tim.....	1932-34
Lacey, Bob.....	1977-80	Lindstrom, Axel.....	1916	Marquez, Gonzalo.....	1972-73	McKinney, Bob.....	1901
Lachemann, Marcel.....	1969-71	Lintz, Larry.....	1976-77	Marshall, Jay.....	2007, 09	McKinney, Rich.....	1973-75, 77
Lachemann, Rene.....	1965-66, 68	Lisnbee, Hod.....	1936	Martin, Billy.....	1957	McLain, Denny.....	1972
Ladendorf, Tyler.....	2015-16	Littrell, Jack.....	1952, 54-55	Martin, Cody.....	2015	McLaughlin, Bo.....	1981-82
Lagger, Ed.....	1934	Livingston, Paddy.....	1909-11	Martin, Doc.....	1908, 11-12	McLaughlin, Pat.....	1940
Lajoie, Nap.....	1901-02, 15-16	Loaiza, Esteban.....	2006-07	Martin, Morrie.....	1951-54	McLemore, Mark.....	2004
Lamar, Bill.....	1924-27	Lochhead, Harry.....	1901	Martin, Pat.....	1919-20	McMahan, Jack.....	1956
Lambo, Andrew.....	2016	Locker, Bob.....	1970-72	Martinez, Hector.....	1962-63	McManus, Jim.....	1960
LaMarre, Ryan.....	2017	Lockwood, Skip.....	1965	Martinez, Marty.....	1972	McMichael, Greg.....	1999
Lamp, Dennis.....	1987	Lodigiani, Dario.....	1938-40	Martinez, Ted.....	1975	McMillon, Billy.....	2001, 03-04
Landis, Bill.....	1963	Long, Lep.....	1911	Martinez, Nick.....	2018-19	McMullen, Ken.....	1976
Landis, Jim.....	1965	Loos, Pete.....	1901	Martini, Wedo.....	1935	McNair, Eric.....	1929-35, 42
Langerhans, Ryan.....	2007	Lopes, Davey.....	1982-84	Martyn, Bob.....	1957-59	McNara, Bob.....	1939
Langford, Rick.....	1977-86	Lopez, Hector.....	1955-59	Mashore, Damon.....	1996-97	McNealy, Rusty.....	1983
Lanning, Red.....	1916	Lord, Bris.....	1905-07, 10-12	Masters, Walt.....	1939	McNulty, Bill.....	1969, 72
Lansford, Carney.....	1983-92	Lorraine, Andrew.....	1997	Matarazzo, Len.....	1952	McPherson, John.....	1901
Lapp, Jack.....	1908-15	Lovrich, Pete.....	1963	Mathes, Joe.....	1912	McQuaig, Jerry.....	1934
Larish, Jeff.....	2010	Lovullo, Torey.....	1996	Mathews, Nelson.....	1964-65	McQuinn, George.....	1946
Larkin, Ed.....	1909	Lowrie, Jed.....	2013-14, 16-18	Mathews, T.J.....	1997-01	Mecir, Jim.....	2000-04
Larsen, Don.....	1960-61	Lowry, Sam.....	1942-43	Matsui, Hideki.....	2011	Medich, Doc.....	1977
LaRoche, Andy.....	2011	Luby, Hal.....	1936	Matthews, Wid.....	1923	Meehan, Bill.....	1915
LaRussa, Tony.....	1963, 68-71	Lucas, Josh.....	2018	Mattcox, Cloy.....	1929	Meeker, Roy.....	1923-24
Lasorda, Tommy.....	1956	Lucroy, Jonathan.....	2018	Matuzak, Harry.....	1934, 36	Melhus, Adam.....	2003-07
Lau, Charlie.....	1963-64	Ludwick, Eric.....	1997	Mauro, Carmen.....	1953	Melillo, Kevin.....	2007
Lauder, Billy.....	1901	Lugo, Ruddy.....	2007	Maxvill, Dal.....	1972-75	Mellana, Joe.....	1927
Laureano, Ramón.....	2018-19	Lumpe, Jerry.....	1959-63	Maxwell, Bert.....	1908	Meloan, John.....	2009
Launerique, George.....	1967-69	Luzardo, Jesús.....	2019	Maxwell, Bruce.....	2016-18	Melton, Dave.....	1956, 58
Lavan, Doc.....	1913	Lydy, Scott.....	1993	Mayne, Brent.....	1997	Menchino, Frank.....	1999-04
Lavarnway, Ryan.....	2017	Lysander, Rick.....	1980	Mayo, Eddie.....	1943	Mengden, Daniel.....	2016-19
Lavelle, Gary.....	1987	<b>M</b>		Mazzaro, Vin.....	2009-10	Mercado, Orlando.....	1988
Law, Vance.....	1991	Maas, Duke.....	1958	McAvoy, Wickey.....	1913-15, 17-19	Mercedes, Henry.....	1992-93
Lawrie, Brett.....	2015	Mabry, John.....	2002	McBride, Matt.....	2016	Metro, Charlie.....	1944-45
Lawry, Otis.....	1916-17	Macfarlane, Mike.....	1998-99	McCahan, Bill.....	1946-49	Metzler, Alex.....	1926
Laxton, Brett.....	1999	Mack, Earle.....	1910-11, 14	McCann, Emmett.....	1920-21	Meyer, Billy.....	1916-17
Leahy, Tom.....	1901	Mack, Shane.....	1998	McCarthy, Brandon.....	2011-12	Meyer, Bob.....	1964
Lear, Fred.....	1915	Mackenzie, Eric.....	1955	McCarty, David.....	2003	Meyer, Dan.....	1982-85
LeBourveau, Bevo.....	1929	Mackenzie, Gordon.....	1961	McCatty, Steve.....	1977-85	Meyer, Dan.....	2007-08
Lehner, Paul.....	1950-51	Mackiewicz, Felix.....	1941-43	McConnell, Sam.....	1915	Meyer, Russ.....	1959
Lehr, Justin.....	2004	Mackinson, John.....	1953	McCosky, Barney.....	1946-48, 50-51	Meyer, Scott.....	1978
Leiper, Dave.....	1984, 86-87, 94-95	Madjeski, Ed.....	1932-34	McCovey, Willie.....	1976	Michaels, Cass.....	1952-53
Leitner, Dummy.....	1901	Madson, Ryan.....	2016-17	McCoy, Benny.....	1940-41	Miles, Carl.....	1940
LeMaster, Johnnie.....	1987	Magadan, Dave.....	1997-98			Miles, Dee.....	1939-42
Lennon, Patrick.....	1997	Maggert, Harl.....	1912			Miller, Bing.....	1922-26, 28-34

Miller, Jim .....	2012	Murray, Ray.....	1951-53	Oster, Bill .....	1954	Pickering, Ollie.....	1903-04
Miller, Rudy .....	1929	Murton, Matt.....	2008	Otero, Dan .....	2013-15	Pierce, Tony.....	1967-68
Milligan, Billy.....	1901	Myatt, Glenn.....	1920-21	Otto, Dave.....	1987-90	Pierson, William ..	1918-19, 24
Mills, Bill.....	1944	Myers, Elmer.....	1915-18	Outman, Josh.....	2008-09, 11	Pignatano, Joe .....	1961
Mills, Brad.....	2014-15	Myers, Greg.....	2001-02	Overton, Dillon.....	2016	Pilarcik, Al .....	1956, 61
Milone, Tommy.....	2012-14	Myers, Joseph.....	1905	Owchinko, Bob.....	1981-82	Pillion, Squiz.....	1915
Mincher, Don .....	1970-72			Owens, Jack.....	1935	Pina, Horacio.....	1973
Miner, Ray .....	1921	<b>N</b>		Ozmer, Doc.....	1923	Pinder, Chad.....	2016-19
Minetto, Craig.....	1978-81	Nabors, Jack .....	1915-17			Pinnance, Ed.....	1903
Mitchell, Craig.....	1975-77	Nagel, Bill.....	1939	<b>P</b>		Pippen, Cotton.....	1939
Mitchell, Fred.....	1902	Naktenis, Pete .....	1936	Pagan, Emilio.....	2018	Piscotty, Stephen.....	2018-19
Mitchell, Kevin.....	1998	Nash, Jim .....	1966-69	Page, Mitchell.....	1977-83	Pisoni, Jim.....	1956-57
Mitchell, Paul.....	1976-77	Naylor, Rollie.....	1917, 19-24	Page, Sam.....	1939	Pitts, Gaylen.....	1974-75
Mitterling, Ralph.....	1916	Neal, Zach.....	2016-17	Pagliarianni, Jim.....	1968-69	Pizarro, Juan.....	1969
Mohler, Mike.....	1993-98	Neel, Troy.....	1992-94	Paige, Satchel.....	1965	Plank, Eddie.....	1901-14
Molina, Izzy.....	1996-98	Neill, Mike.....	1998	Palmer, Eddie.....	1917	Plantier, Phil.....	1996
Moll, Sam.....	2017	Nelson, Gene.....	1987-92	Palmisano, Joe.....	1931	Plarski, Don .....	1955
Monahan, Rinty .....	1953	Nelson, Lynn.....	1937-39	Panther, Jim.....	1971	Pless, Rance.....	1956
Monday, Rick.....	1966-71	Nelson, Rob.....	1986-87	Paquette, Craig.....	1993-95	Plouffe, Trevor.....	2017
Montas, Frankie .....	2017-19	Neshek, Pat.....	2012-13	Parisse, Tony.....	1943-44	Plunk, Eric.....	1986-89
Monteagudo, Aurelio.....	1963-66	Nettes, Jim .....	1981	Parker, Ace.....	1937-38	Polonia, Luis.....	1987-89
Montgomery, Steve.....	1996-97	Neu, Mike.....	2003	Parker, Dave.....	1988-89	Pomeranz, Drew.....	2014-15
Montz, Luke.....	2013	Neuse, Sheldon.....	2019	Parker, Jarrod.....	2012-13	Poole, Jim.....	1925-27
Mooneyham, Bill.....	1986	Newman, Jeff.....	1976-82	Parmelee, Roy.....	1939	Poole, Ray.....	1941, 47
Moore, Ferdie.....	1914	Newsom, Bobo.....	1944-46,	Parnham, Rube.....	1916-17	Porter, Bo.....	2000
Moore, Jimmie.....	1930-31		52-53	Parrett, Jeff.....	1992	Porter, Odie.....	1902
Moore, Kelvin.....	1981-83	Newsome, Skeeter .....	1935-39	Parrino, Andy.....	2013-15	Portocarrero, Arnie.....	1954-57
Moore, Kerwin.....	1996	Nicholls, Simon.....	1906-09	Parsons, Bill.....	1974	Posada, Leo.....	1960-62
Moore, Mike.....	1989-92	Nicholson, Bill.....	1936	Pate, Joe.....	1926-27	Potter, Nels.....	1938-41, 48
Moore, Roy.....	1920-22	Niemioc, Al.....	1936	Patterson, Daryl.....	1971	Powell, Boog.....	2017-18
Morales, Jose.....	1973	Noboa, Junior.....	1994	Patterson, Eric.....	2008-10	Powell, Landon.....	2009-11
Morales, Kendrys.....	2019	Nolin, Sean.....	2015	Patterson, Mike.....	1981	Power, Vic.....	1954-58
Moran, Herbie.....	1908	Noonan, Pete.....	1904	Patton, Bill.....	1935	Powers, Doc.....	1901-09
Morey, Dave.....	1913	Norberto, Jordan.....	2011-12	Payton, Jay.....	2005-06	Powers, Ike.....	1927-28
Morgan, Cy.....	1909-12	Noren, Irv.....	1957	Peck, Hal.....	1944-46	Prescott, Bobby.....	1961
Morgan, Joe.....	1959	Norman, Fred.....	1962-63	Peerson, Jack.....	1935-36	Pridie, Jason.....	2015
Morgan, Joe.....	1984	Norris, Derek.....	2012-14	Peffer, Monte.....	1913	Prieto, Ariel.....	1995-98, 00
Morgan, Mike.....	1978-79	Norris, Mike.....	1975-83, 90	Pena, Carlos.....	2002	Profar, Jurickson.....	2019
Morgan, Tom.....	1957	North, Billy.....	1973-78	Pena, Orlando.....	1962-65	Pruett, Jim.....	1944-45
Morris, Doyt.....	1937	Nossek, Joe.....	1966-67, 69	Pena, Roberto.....	1970	Puccinelli, George.....	1936
Morrisette, Bill.....	1915-16	Noyes, Win.....	1917, 19	Pennington, Cliff.....	2008-12	Puk, A.J.....	2019
Morse, Bud.....	1929	Nuñez, Edwin.....	1993-94	Pennock, Herb.....	1912-15	Punto, Nick.....	2014
Mortensen, Clayton ..	2009-10	Nuñez, Renato.....	2016-17	Pepper, Bob.....	1915	Purcey, David.....	2011
Moscoco, Guillermo.....	2011	Nuxhall, Joe.....	1961	Perez, Antonio.....	2006	Putnam, Danny.....	2007
Moses, Wally.....	1935-41,	<b>O</b>		Perez, Marty.....	1977-78		
	49-51	O'Brien, Charlie.....	1985	Perkins, Charlie.....	1930	<b>Q</b>	
Moss, Brandon.....	2012-14	O'Donoghue, John.....	1963-65	Perkins, Cy.....	1915, 17-30	Quinn, Jack.....	1925-30
Moss, Charlie.....	1934-36	O'Flaherty, Eric.....	2014-15	Perry, Jim.....	1975	Quinn, Tad.....	1902-03
Mossi, Don.....	1965	O'Neill, Harry.....	1922-23	Perry, Scott.....	1918-21	Quinones, Luis.....	1983
Mujica, Edward.....	2015	O'Neill, Harry.....	1939	Peters, Rick.....	1983, 86	Quirk, Jamie.....	1989-92
Mulder, Mark.....	2000-04	Odum, Blue Moon.....	1964-75	Peters, Rusty.....	1936-38		
Mullin, Jim.....	1904	Odom, Blue Moon.....	1964-75	Peterson, Jim.....	1931, 33	<b>R</b>	
Munch, Jake.....	1918	Ogden, Curly.....	1922-24	Peterson, Shane.....	2013	Raczka, Mike.....	1992
Muncy, Max.....	2015-16	Oglesby, Jim.....	1936	Petit, Gregorio.....	2008-09	Raether, Hal.....	1954, 57
Munoz, Pedro.....	1996	Okajima, Hideki.....	2013	Petit, Yusmeiro.....	2018-19	Raines, Tim.....	1999
Munson, Eric.....	2009	Oldring, Rube.....	1906-16, 18	Pfister, Dan.....	1961-64	Rainey, Chuck.....	1984
Mura, Steve.....	1985	Oliveres, Omar.....	1999-00	Phegley, Josh.....	2015-19	Rakow, Ed.....	1961-63
Murphy, Danny.....	1902-13	Olson, Matt.....	2016-19	Phelps, Ken.....	1989-90	Ramirez, Carlos.....	2018
Murphy, Donnie.....	2007-08	Oliveros, Steve.....	1985-88,	Philly, Dave.....	1951-53	Ramirez, Edwar.....	2010
Murphy, Dwayne.....	1978-87		94-95	Phillips, Tony.....	1982-89, 99	Ramirez, Erasmo.....	2007
Murphy, Eddie.....	1912-15	Oquist, Mike.....	1997-99	Phoenix, Steve.....	1994-95	Ramirez, Milt.....	1979
Murphy, Mike.....	1916	Orr, Billy.....	1913-14	Piatt, Adam.....	2000-03	Randolph, Willie.....	1990
Murphy, Morgan.....	1901	Ortiz, Jose.....	2000-01	Piatt, Wiley.....	1901	Raschi, Vic.....	1955
Murphy, Sean.....	2019	Ortiz, Roberto.....	1950	Piazza, Mike.....	2007	Rath, Morrie.....	1909-10
Murray, Joe.....	1950	Orwoll, Ossie.....	1928-29	Picciolo, Rob.....	1977-82, 85	Ratliff, Jon.....	2000
Murray, Larry.....	1977-79	Osinski, Dan.....	1962	Picich, Val.....	1916-17	Ray, Carl.....	1915-16
		Osteen, Darrell.....	1970	Pick, Charlie.....	1916	Ready, Randy.....	1992

## Athletics All-Time Roster, continued

Reames, Britt ..... 2005	Roth, Braggo ..... 1919	Seitzer, Kevin..... 1993	Snyder, Bernie..... 1935
Recker, Anthony ..... 2011-12	Rothrock, Jack ..... 1937	Semien, Marcus..... 2015-19	Snyder, Brian ..... 1989
Reddick, Josh ..... 2012-16	Rouse, Mike ..... 2006	Service, Scott ..... 2000	Snyder, Russ ..... 1959-60
Redman, Mark ..... 2004	Rowe, Harland ..... 1916	Sexton, Jimmy ..... 1981-82	Sogard, Eric..... 2010-15
Reed, Howie ..... 1958-60	Rowland, Chuck ..... 1923	Seybold, Socks ..... 1901-08	Soria, Joakim ..... 2019
Reineke, Chad..... 2009	Roy, Emil..... 1933	Shamsly, Art..... 1972	Sorensen, Lary ..... 1984
Reiss, Al ..... 1932	Rozek, Dick ..... 1953-54	Shanner, Bill ..... 1920	Sosa, Elias ..... 1978
Reninger, Jim..... 1938-39	Rubeling, Al ..... 1940-41	Shannon, Red..... 1917-21	Soto, Geovany..... 2014
Renko, Steve ..... 1978	Rudi, Joe ..... 1967-76, 82	Shantz, Billy..... 1954-55	Souza, Mark ..... 1980
Renna, Bill ..... 1954-56	Rullo, Joe ..... 1943-44	Shantz, Bobby..... 1949-56	Sparks, Steve ..... 2003
Repoz, Roger ..... 1966-67	Russell, Jeff..... 1992	Sharman, Ralph..... 1917	Speaker, Tris..... 1928
Resop, Chris..... 2013	Russell, Lefty ..... 1910-12	Shaughnessy, Shag..... 1908	Spencer, Jim ..... 1981-82
Rettig, Otto ..... 1922	Rutner, Mickey..... 1947	Shaver, Jeff..... 1988	Sperry, Stan ..... 1938
Reverig, Todd..... 1992	Ryan, Rob ..... 2001	Shaw, Bob..... 1961	Spicer, Bob ..... 1955-56
Revering, Dave ..... 1978-81	Rzepczynski, Marc ..... 2016	Shaw, Don..... 1972	Spiezio, Scott ..... 1996-99
Reyes, Carlos ..... 1994-97		Shawkey, Bob..... 1913-15	Sprague, Ed ..... 1968-69
Reynolds, Tommie ..... 1963-65, 69	<b>S</b>	Shea, Red ..... 1918	Sprague, Ed ..... 1998
Rhodes, Arthur ..... 2004	Saarloos, Kirk ..... 2004-06, 08	Shean, Dave ..... 1906	Springer, Russ ..... 2009
Rhodes, Gordon..... 1936	Saenz, Olmedo ..... 1999-02	Sheehan, Tom ..... 1915-16	Stafford, Bill ..... 1966-67
Richards, Paul ..... 1935	Saffell, Tom..... 1955	Sheets, Ben ..... 2010	Staggs, Steve..... 1978
Richardson, Jack ..... 1915-16	Sain, Johnny ..... 1955	Sheldon, Rollie..... 1965-66	Stahl, Larry ..... 1964-66
Richardson, Ken..... 1942	Sakata, Lenn..... 1986	Sheldon, Scott ..... 1997	Stainback, Tuck..... 1946
Richmond, Don..... 1941, 46-47	Salmon, Roger ..... 1912	Sherling, Ed..... 1924	Stairs, Matt ..... 1996-00
Riconda, Harry ..... 1923-24	Salve, Gus ..... 1908	Sherman, Joe ..... 1915	Staley, Gerry ..... 1961
Rigby, Brad..... 1997, 99	Samarzija, Jeff..... 2014	Shirley, Tex..... 1941-42	Staller, George..... 1943
Righetti, Dave..... 1994	Samcoff, Ed..... 1951	Shoemaker, Charlie..... 1961-62, 64	Stanley, Fred..... 1981-82
Rijo, Jose..... 1985-87	Sanchez, Alejandro..... 1987	Shores, Bill..... 1928-31	Stanley, Mike..... 2000
Riles, Ernest..... 1991	Sanders, John..... 1965	Show, Eric ..... 1991	Steelman, Farmer ..... 1901-02
Rincon, Ricardo..... 2002-05	Sanders, Ken ..... 1964, 66, 68	Siebern, Norm ..... 1960-63	Stein, Blake..... 1998-99
Rinker, Bob..... 1950	Sanderson, Scott..... 1990	Siebert, Dick..... 1938-45	Stein, Irv ..... 1932
Ripple, Jimmy ..... 1943	Sands, Charlie..... 1975	Siebert, Tommy..... 1975-76	Steinbach, Terry..... 1986-96
Rivera, Jim ..... 1961	Sanford, Jack ..... 1967	Siebert, Sonny ..... 1975	Stellbauer, Bill..... 1916
Roark, Tanner ..... 2019	Sanguillen, Manny ..... 1977	Sierra, Ruben ..... 1992-95	Stephens, Gene ..... 1961-62
Roberts, Bip..... 1998	Santangelo, F.P..... 2001	Sigafoos, Frank ..... 1926	Stewart, Bill..... 1955
Roberts, Ray ..... 1919	Santiago, Jose ..... 1956	Sima, Al ..... 1954	Stewart, Dave ..... 1986-92, 95
Robertson, Connor ..... 2007	Santiago, Jose ..... 1963-65	Simmons, Al..... 1924-32, 40-41, 44	Stewart, Shannon..... 2007
Robertson, Jim ..... 1954-55	Sauerbeck, Scott ..... 2006	Simpson, Harry..... 1955-59	Stock, Wes ..... 1964-67
Robertson, Sherry ..... 1952	Saunders, Rusty..... 1927	Sinatro, Matt..... 1987-88	Stokes, Art ..... 1925
Robinson, Bruce ..... 1978	Sauveur, Rich..... 2000	Singleton, Chris..... 2003	Stone, Ron ..... 1966
Robinson, Eddie..... 1953, 56	Savage, Bob ..... 1942, 46-48	Sizemore, Scott ..... 2011, 13	Stottlemire, Todd ..... 1995
Robinson, Floyd ..... 1968	Savery, Joe..... 2014	Skaff, Frank ..... 1943	Straily, Dan ..... 2012-14
Rocheport, Ben ..... 1914	Sax, Steve ..... 1994	Skizas, Lou ..... 1956-57	Strand, Paul..... 1924
Rodney, Fernando ..... 2018-19	Schaefer, Jeff..... 1994	Slappy, John ..... 1920	Street, Huston ..... 2005-08
Rodriguez, Fernando.. 2014-16	Schang, Wally ..... 1913-17, 30	Slaughter, Enos..... 1955-56	Strunk, Amos ..... 1908-17, 19-20, 24
Rodriguez, Henry ..... 2009-10	Schauer, Rube ..... 1917	Sleater, Lou..... 1955	Sturdivant, Tom... 1959, 63-64
Rodriguez, Rick ..... 1986-87	Scheer, Heinie..... 1922-23	Slusarski, Joe..... 1991-93	Sturgis, Dean ..... 1914
Rodriguez, Roberto..... 1967, 70	Scheib, Carl..... 1943-45, 47-54	Small, Aaron..... 1996-98	Styles, Lena..... 1919-21
Roettger, Oscar ..... 1932	Schelle, Jim..... 1939	Small, Jim..... 1966-67	Suarez, Ken..... 1966-67
Rogers, Kenny ..... 1998-99	Schillings, Red..... 1922	Smith, Chad..... 2015	Suder, Pete..... 1941-43, 46-55
Rogers, Tom..... 1919	Schlitter, Brian ..... 2019	Smith, Chris..... 2016-17	Sullivan, Haywood.... 1961-63
Roland, Jim ..... 1969-72	Schlitzer, Biff..... 1908-09	Smith, Dave ..... 1938-39	Sullivan, Jim ..... 1921-22
Romberger, Dutch ..... 1954	Schreckengost, Ossee..... 1902-08	Smith, Eddie..... 1936-39	Summa, Homer ..... 1929-30
Rommel, Eddie ..... 1920-32	Schumann, Hack..... 1906	Smith, Greg ..... 2008	Summers, Champ..... 1974
Roney, Matt..... 2006	Schuster, Patrick..... 2016	Smith, Hal ..... 1956-59	Surkamp, Eric..... 2016
Roof, Phil..... 1966-69	Schwartz, Randy ..... 1965-66	Smith, Harry..... 1901	Sutton, Don..... 1985
Rosales, Adam ..... 2010-13, 17	Schypinski, Jerry..... 1955	Smith, Josh ..... 2017	Sutton, Larry ..... 2002
Rosar, Buddy ..... 1945-49	Scott, Dick..... 1989	Smith, Mark ..... 1983	Suzuki, Kurt..... 2007-12, 13
Rosario, Santiago ..... 1965	Scott, Dick..... 1989	Smith, Mayo..... 1945	Sveum, Dale ..... 1993
Rose, Mike ..... 2004	Scott, Rodney..... 1977	Smith, Red ..... 1925	Sweeney, Buck..... 1914
Rosenthal, Larry ..... 1944-45	Scribner, Evan ..... 2012-15	Smith, Seth..... 2012-13	Sweeney, Mike..... 2008
Ross, Buck ..... 1936-41	Scutaro, Marco ..... 2004-07	Smith, Syd..... 1908	Sweeney, Ryan..... 2008-11
Ross, Cody..... 2015	Segui, Diego ..... 1962-68, 70-72	Smithberg, Roger..... 1993-94	Swift, Bob ..... 1942-43
Ross, Tyson..... 2010-12	Seibold, Socks ..... 1915-17, 19	Smolinski, Jake..... 2015-18	Swisher, Nick..... 2004-07

**T**

Tabb, Jerry ..... 1977-78  
 Taff, John ..... 1913  
 Talbot, Fred ..... 1965-66, 69-70  
 Talton, Tim ..... 1966-67  
 Tam, Jeff ..... 2000-02  
 Tartabull, Danny ..... 1995  
 Tartabull, Jose ..... 1962-66,  
 69-70  
 Taylor, Arias ..... 1921  
 Taylor, Beau ..... 2018-19  
 Taylor, Billy ..... 1994, 96-99  
 Taylor, Harry ..... 1957  
 Taylor, Joe ..... 1954  
 Taylor, Michael ..... 2011-13  
 Tejada, Miguel ..... 1997-03  
 Telgheder, Dave ..... 1996-98  
 Tellmann, Tom ..... 1985  
 Tenace, Gene ..... 1969-76  
 Terry, Ralph ..... 1957-59, 66  
 Terwilliger, Wayne ..... 1959-60  
 Tettleton, Mickey ..... 1984-87  
 Thies, Dave ..... 1963  
 Thomas, Bud ..... 1937-39  
 Thomas, Charles ..... 2005  
 Thomas, Frank ..... 2006, 08  
 Thomas, Fred ..... 1919-20  
 Thomas, Ira ..... 1909-15  
 Thomas, Kite ..... 1952-53  
 Thomasson, Gary ..... 1978  
 Thompson, Harry ..... 1919  
 Thompson, Kevin ..... 2007  
 Thompson, Rich ..... 2012  
 Thompson, Shag ..... 1914-16  
 Thompson, Tim ..... 1956-57  
 Thompson, Trayce ..... 2018  
 Thrasher, Buck ..... 1916-17  
 Throneberry, Marv ..... 1960-61  
 Tillman, Rusty ..... 1986  
 Tipton, Eric ..... 1939-41  
 Tipton, Joe ..... 1950-52  
 Tobin, Pat ..... 1941  
 Todd, Jim ..... 1975-76, 79  
 Todd, Phil ..... 1931  
 Tolleson, Steve ..... 2010  
 Tomanek, Dick ..... 1958-59  
 Tomberlin, Andy ..... 1995  
 Tomko, Brett ..... 2009  
 Tompkins, Ron ..... 1965  
 Toppin, Rupe ..... 1962  
 Torrealba, Pablo ..... 1977  
 Torrez, Mike ..... 1976-77, 84  
 Tovar, Cesar ..... 1975-76  
 Treinen, Blake ..... 2017-19  
 Trice, Bob ..... 1953-55  
 Triggs, Andrew ..... 2016-18  
 Trillo, Manny ..... 1973-74  
 Trivino, Lou ..... 2018-19  
 Trowbridge, Bob ..... 1960

Trucks, Virgil ..... 1957-58  
 Tsitouris, John ..... 1958-60  
 Turbeville, George ..... 1935-37  
 Turner, Terry ..... 1919  
 Turner, Tink ..... 1915  
 Tuttle, Bill ..... 1958-61  
 Tyack, Jim ..... 1943  
 Tyrone, Jim ..... 1977

**U**

Umbarger, Jim ..... 1977  
 Underwood, Tom ..... 1981-83  
 Upchurch, Woody ..... 1935-36  
 Upton, Bill ..... 1954  
 Urban, Jack ..... 1957-58

**V**

Valdez, Cesar ..... 2017  
 Valdez, Mario ..... 2000-01  
 Valencia, Danny ..... 2015-16  
 Valo, Elmer ..... 1940-43, 46-56  
 Van Brabant, Ozzie ..... 1954-55  
 Van Poppel, Todd ..... 1991,  
 93-96  
 Vaughan, Porter ..... 1940-41,  
 46  
 Vaughn, Roy ..... 1934  
 Veach, Al ..... 1935  
 Velandia, Jorge ..... 1998-00  
 Velarde, Randy ..... 1999-00, 02  
 Venafro, Mike ..... 2002  
 Venditte, Pat ..... 2015  
 Vickers, Rube ..... 1907-09  
 Virgil, Ozzie ..... 1961  
 Vizcaino, Luis ..... 1999-01  
 Vogt, Stephen ..... 2013-17  
 Voigt, Jack ..... 1998  
 Von Ohlen, Dave ..... 1986-87  
 Vosberg, Ed ..... 1994  
 Voss, Bill ..... 1972

**W**

Waddell, Rube ..... 1902-07  
 Wagner, Hal ..... 1937-44  
 Wagner, Mark ..... 1984  
 Wagner, Neil ..... 2011  
 Wahl, Bobby ..... 2017  
 Wahl, Kermit ..... 1950-51  
 Walberg, Rube ..... 1923-33  
 Walker, Frank ..... 1920-21  
 Walker, Jerry ..... 1961-62  
 Walker, Johnny ..... 1919-21  
 Walker, Tilly ..... 1918-23  
 Walker, Todd ..... 2007  
 Walker, Tom ..... 1902  
 Wallaesa, Jack ..... 1940, 42, 46  
 Walling, Denny ..... 1975-76  
 Wallis, Joe ..... 1978-79  
 Walsh, Jimmy ..... 1912-16

Walton, Bruce ..... 1991-92  
 Wambsganss, Bill ..... 1926  
 Wang, Wei-Chung ..... 2019  
 Ward, Preston ..... 1958-59  
 Warren, Mike ..... 1983-85  
 Warstler, Rabbit ..... 1934-36  
 Wasdin, John ..... 1995-96  
 Washington, Claudell .....  
 1974-76

Washington, Herb ..... 1974-75  
 Waslewski, Gary ..... 1972  
 Watlington, Neal ..... 1953  
 Watson, Matt ..... 2005, 10  
 Watson, Mule ..... 1918-19  
 Weaver, Harry ..... 1915-16  
 Webb, Skeeter ..... 1948  
 Webster, Ray ..... 1967-69, 71  
 Weeks, Jimmie ..... 2011-13  
 Weiss, Walt ..... 1987-92  
 Welaj, Johnny ..... 1943  
 Welch, Bob ..... 1988-94  
 Welch, Frank ..... 1919-26  
 Wellman, Bob ..... 1948, 50  
 Wells, Casper ..... 2013  
 Wendelken, J.B. .... 2016, 18-19  
 Wendle, Joey ..... 2016-17  
 Wengert, Don ..... 1995-97  
 Werber, Billy ..... 1937-38  
 Wetzel, Buzz ..... 1927  
 Wheat, Lee ..... 1954-55  
 Wheat, Zack ..... 1927  
 Wheaton, Woody ..... 1943-44  
 White, Don ..... 1948-49  
 White, Jo-Jo ..... 1943-44  
 Whittaker, Walt ..... 1916  
 Wickersham, Dave ..... 1960-63  
 Wilhelm, Spider ..... 1953  
 Wilkins, Bobby ..... 1944-45  
 Willard, Jerry ..... 1986-87  
 Williams, Al ..... 1937-38  
 Williams, Billy ..... 1975-76  
 Williams, Dib ..... 1930-35  
 Williams, Dick ..... 1959-60  
 Williams, Don ..... 1962  
 Williams, Earl ..... 1977  
 Williams, George ..... 1964  
 Williams, George ..... 1995-97  
 Williams, Mark ..... 1977  
 Williams, Marsh ..... 1916  
 Willingham, Josh ..... 2011  
 Willis, Dale ..... 1963  
 Willis, Lefty ..... 1925-27  
 Wilshere, Whitey ..... 1934-36  
 Wilson, Bill ..... 1954-55  
 Wilson, Highball ..... 1902  
 Wilson, Jack ..... 1934  
 Wilson, Jim ..... 1949  
 Wilson, Tom ..... 2001  
 Wilson, Willie ..... 1991-92

Wiltse, Snake ..... 1901-02  
 Windhorn, Gordie ..... 1962  
 Windsor, Jason ..... 2006  
 Wingo, Al ..... 1919  
 Wingo, Ed ..... 1920  
 Winston, Hank ..... 1933  
 Wirth, Alan ..... 1978-80  
 Witasick, Jay ..... 1996-98, 05-07  
 Witmeyer, Ron ..... 1991  
 Witt, Bobby ..... 1992-94  
 Witt, Whitey ..... 1916-17, 19-21  
 Wojciechowski, Steve .....  
 1995-97

Wojcik, John ..... 1962-64  
 Wolf, Lefty ..... 1921  
 Wolf, Ross ..... 2010  
 Wolfe, Chuck ..... 1923  
 Wolf, Roger ..... 1941-43  
 Womack, Dooley ..... 1970  
 Wood, Doc ..... 1923  
 Wood, Jason ..... 1998  
 Wood, Mike ..... 2003  
 Woodard, Darrell ..... 1978  
 Woods, Gary ..... 1976  
 Worden, Fred ..... 1914  
 Worrell, Tim ..... 1998-99  
 Wortham, Rich ..... 1983  
 Wright, Ed ..... 1952  
 Wright, Taffy ..... 1949  
 Wuertz, Michael ..... 2009-11  
 Wyatt, John ..... 1961-66, 69  
 Wyckoff, Weldon ..... 1913-16  
 Wyse, Hank ..... 1950-51

**Y**

Yabu, Keichi ..... 2005  
 Yankowski, George ..... 1942  
 Yarrison, Rube ..... 1922  
 Yerkes, Carroll ..... 1927-29  
 York, Lefty ..... 1919  
 York, Rudy ..... 1948  
 Yoter, Elmer ..... 1921  
 Young, Chris ..... 2013  
 Young, Curt ..... 1983-91, 93  
 Young, Ernie ..... 1994-97  
 Young, Matt ..... 1989  
 Young, Ralph ..... 1922  
 Yount, Eddie ..... 1937

**Z**


Zachary, Tom ..... 1918  
 Zapustas, Joe ..... 1933  
 Zernial, Gus ..... 1951-57  
 Ziegler, Brad ..... 2008-11  
 Zinn, Jimmy ..... 1919  
 Zito, Barry ..... 2000-06, 15  
 Zobrist, Ben ..... 2015  
 Zoldak, Sam ..... 1951-52

## OAKLAND A'S COACHES

Adair, Jerry.....	1972-74	Hale, Chip.....	2012-14, 17	Metro, Charlie.....	1982	Schaefer, Bob.....	2007
Aldrete, Mike.....	2015-19	Hofman, Bob... 1969-70, 74-78		Mitterwald, George....	1979-82	Schoendienst, Red.....	1977-78
Alejo, Bob.....	1996-97	Hoscheit, Vern.....	1969-74	Moore, Jackie.....	1981-84	Schueler, Ron.....	1983-84
Alston, Garvin.....	2017	Hudgens, Dave.....	1999, 03-05	Monchak, Al.....	1976	Skaalen, Jim.....	2009-10
Bosley, Thad.....	1999-03	Jackson, Reggie.....	1991	Newman, Jeff.....	1986	Skinner, Joel.....	2011
Boyer, Clete.....	1980-85	Jensen, Marcus.....	2015-19	Noren, Irv.....	1971-74	Speier, Chris.....	2004
Burleson, Rick.....	1991	Jones, Gary.....	1998	Nottle, Ed.....	1983	Stange, Lee.....	1977-79
Bush, Darren.....	2013-19	Kotsay, Mark.....	2016-19	Paul, Mike.....	1987-88	Steverson, Todd.....	2009-10
Christenson, Ryan.....	2018-19	Kusnyer, Art.....	1989-95	Pedrique, Al.....	2018-19	Stock, Wes.....	1973-76, 84-86
Cluck, Bob.....	1996-97	Lachemann, Rene.....	1987-92, 05-07	Perry, Gerald.....	2006, 11	Van Burkleo, Ty.....	2007-08
Davis, Chili.....	2012-14	Lansford, Carney.....	1994-95	Peterson, Rick.....	1998-03	Wakamatsu, Don.....	2008
DeFrancisco, Tony.....	2008	Lau, Charlie.....	1970	Plaza, Ron.....	1986	Waller, Tye.....	2007-15
Didier, Bob.....	1984-86	Lefebvre, Jim... 1987-88, 94-95		Posedel, Bill.....	1968-72	Walling, Denny.....	1996-98
DiMaggio, Joe.....	1968-69	Lollar, Sherm.....	1968-69	Prieto, Ariel.....	2012-14	Walls, Lee.....	1979-82
Dyer, Duffy.....	1996-98	Lonnatt, Joe.....	1976	Quade, Mike.....	2000-02	Washington, Ron.....	1996-06; 15-16
Duncan, Dave.....	1986-95	Lumpe, Jerry.....	1971	Rader, Doug.....	1992	Watson, Bob.....	1986-88
Emerson, Scott.....	2015-19	Luzinski, Greg.....	1993	Rettenmund, Merv.....	1989-90	Williams, Billy.....	1983-85
Ermer, Cal.....	1977	Macha, Ken.....	1999-02	Reynolds, Tommie.....	1989-95	Williams, Matt.....	2018-19
Fischer, Brad.....	1996-07	Maxvill, Dal.....	1975	Rodriguez, Rick.....	2011-12	Winkles, Bobby.....	1974-75
Fowler, Art.....	1980-82	McKay, Dave.....	1984-95	Romanick, Ron.....	2008-11	Young, Curt.....	2004-10; 12-17
Francona, Terry.....	2003	McKeon, Jack.....	1978	Rudi, Joe.....	1986-87		
Galleo, Mike.....	2009-15	McNamara, John.....	1968-69	Saul, Jim.....	1979		
Geren, Bob.....	2003-06			Scarsone, Steve.....	2017		

## MOST RECENT TRADES WITH EACH TEAM

Arizona	July 31, 2017	Acquired minor league P Jeferson Mejia for IF Adam Rosales
Atlanta	July 2, 2015	Acquired P Cody Martin for international bonus slot 53
Baltimore	Nov. 22, 2017	Acquired a PTBNL (minor league P Jake Bray on Dec. 19) for OF Jaycob Brugman
Boston	Aug. 23, 2017	Acquired minor league OF Rafael Rincones for OF Rajai Davis
Chicago-AL	April 19, 2018	Acquired cash or a PTBNL for OF Trayce Thompson
Chicago-NL	Jan. 13, 2020	Acquired IF/OF Tony Kemp for minor league IF Alfonso Rivas
Cincinnati	July 31, 2019	Acquired P Tanner Roark and cash for minor league OF Jameson Hannah
Cleveland	Aug. 31, 2016	Acquired minor league P Colt Hynes for OF Coco Crisp and cash
Colorado	Aug. 16, 2017	Acquired P Sam Moll for a PTBNL or cash
Detroit	Aug. 6, 2018	Acquired P Mike Fiers for two PTBNL (minor league P Nolan Blackwood on Aug. 18 and minor league P Logan Shore on Sept. 19)
Florida	Dec. 16, 2003	Acquired P Mark Redman for P Mike Neu and minor league P Bill Murphy
Houston	Nov. 25, 2015	Acquired IF Jed Lowrie for minor league P Brendan McCurry
Kansas City	July 27, 2019	Acquired P Jake Diekman for minor league P Ismael Aquino and minor league OF Dairon Blanco
Los Angeles-AL	April 23, 2017	Acquired OF Ryan LaMarre for a PTBNL or cash
Los Angeles-NL	April 25, 2018	Acquired P Wilmer Font for minor league P Logan Salow
Milwaukee	Sept. 3, 2018	Acquired P Aaron Brooks for cash
Minnesota	Aug. 9, 2018	Acquired P Fernando Rodney for minor league P Dakota Chalmers
New York-AL	May 14, 2019	Acquired a PTBNL or cash for IF Kendrys Morales and cash
New York-NL	July 21, 2018	Acquired P Jeury's Familia for minor league P Bobby Wahl, minor league IF Will Toffey and \$1,000,000 international slot money
Philadelphia	Dec. 12, 2019	Acquired IF Vimalael Machin for cash considerations
Pittsburgh	Nov. 20, 2018	Acquired P Tanner Anderson for a PTBNL (minor league P Wilkin Ramos on Nov. 30)
St. Louis	March 31, 2017	Acquired P Josh Lucas for minor league P Casey Meisner
San Diego	Dec. 2, 2019	Acquired C Austin Allen and a PTBNL (minor league OF Buddy Reed on Dec. 2) for IF Jurickson Profar
San Francisco	Dec. 4, 1990	Acquired OF Ernest Riles for OF Darren Lewis and minor league P Pedro Pena
Seattle	Nov. 15, 2017	Acquired P Emilio Pagán and minor league IF Alexander Campos for IF/DH Ryon Healy
Tampa Bay	Dec. 21, 2018	Sent P Emilio Pagán and the A's Competitive Balance Round A pick in the 2019 Draft as part of a three-team trade in which the A's acquired IF Jurickson Profar from Texas for minor league IF Eli White and international bonus slot cash; Rangers sent minor league P Rollie Lacy to the Rays and Tampa Bay sent minor league Ps Kyle Bird, Brock Burke and Yoel Espinal to Texas.
Texas	Dec. 21, 2018	Acquired IF Jurickson Profar in a three-team trade in which the A's sent minor league IF Eli White and international bonus slot cash to Texas and P Emilio Pagán and the A's Competitive Balance Round A pick in the 2019 Draft to Tampa Bay; Rangers sent minor league P Rollie Lacy to the Rays and Tampa Bay sent minor league Ps Kyle Bird, Brock Burke and Yoel Espinal to Texas.
Toronto	March 27, 2019	Acquired IF Kendrys Morales for minor league IF Jesus Lopez and international slot money
Washington	Aug. 5, 2018	Acquired P Shawn Kelley and cash for international slot money



*2019 American League Most Valuable Player  
Mike Trout.*

**OPPONENTS**

# BALTIMORE ORIOLES



American League East  
 Oriole Park at Camden Yards  
 333 W. Camden Street  
 Baltimore, MD 21201  
**Switchboard:** (410) 547-6100  
**Press Box:** (410) 547-6257  
**Media Relations:** (410) 547-6150  
**Media Relations FAX:** (410) 547-6272

Chairman of the Board/Chief Executive Officer.....Peter Angelos  
 Executive Vice President..... John Angelos  
 Executive Vice President & General Manager .....Mike Elias  
 Manager .....Brandon Hyde  
 54-108 (1 season)  
 Director, Public Relations ..... Kristen Hudak (410) 547-6159  
 Senior Manager, Baseball Communications .....Jim Misudek (410) 547-6106  
 Director, Team Travel.....Kevin Buck (410) 547-6075  
 Stadium..... Oriole Park at Camden Yards  
 Capacity / Opened .....45,474 / 1992

## SERIES FACTS

Longest A's Winning Streak: 9, May 5, 2008-August 10, 2009  
 Longest Orioles Winning Streak: 13, August 14, 1977-April 27, 1979  
 Last A's Series Sweep at Oakland (3 games): June 17-19, 2019  
 Last A's Series Sweep at Oakland (4 games): August 23-26, 2004  
 Last A's Series Sweep at Baltimore (3 games): August 16-18, 2004  
 Last A's Series Sweep at Baltimore (4 games): August 26-29, 2005  
 Last Orioles Series Sweep at Oakland (3 games): August 15-17, 2005  
 Last Orioles Series Sweep at Oakland (4 games): May 22-25, 1987  
 Last Orioles Series Sweep at Baltimore (3 games): June 6-8, 2011  
 Last Orioles Series Sweep at Baltimore (4 games): August 14-17, 2015  
 Most Runs in a Game by Oakland: 16, June 18, 2019 (16-2)  
 Most Runs in a Game by Baltimore: 18 (twice), last: August 16, 2015 (18-2)  
 Widest Margin of Victory by Oakland: 15, August 30, 2001 (15-0)  
 Widest Margin of Victory by Baltimore: 16, August 16, 2015 (18-2)

## SERIES BREAKDOWN

	W	L	PCT.
PHI vs. Brewers (1901)	14	6	.700
PHI vs. Browns (1902-53)	606	513	.542
PHI vs. Orioles (1954)	12	10	.545
KC vs. Orioles (1955-67)	104	151	.408
OAK vs. Orioles (1968-2019)	274	267	.506
<b>Totals</b>	<b>1010</b>	<b>947</b>	<b>.516</b>
<b>at the Coliseum</b>	<b>139</b>	<b>135</b>	<b>.507</b>
<b>at Camden Yards</b>	<b>68</b>	<b>58</b>	<b>.540</b>

## 2020 SCHEDULE

Dates	Site	Times
July 2-5	OAK	7:07, 7:07, 1:07, 1:07
July 24-26	BAL	4:05, 4:05, 10:05

## 2019 RECAP

Date	H-A	W-L	Score	Winner	Loser
4/8	A	L	4-12	Cashner	Estrada
4/9	A	W	13-2	B. Anderson	Means
4/10	A	W	10-3	Montas	Straily
4/11	A	W	8-5	Brooks	Bundy
6/17	H	W	3-2	Fiers	Cashner
6/18	H	W	16-2	B. Anderson	Ynoa
6/19	H	W	8-3	Bassitt	Rogers
<b>Totals</b>	<b>6-1</b>	<b>62-29</b>			

## YEAR-BY-YEAR SERIES RESULTS

Year	Home	Road	Totals	Year	Home	Road	Totals	Year	Home	Road	Totals
1968	6-4	3-5	9-9	1986	5-3	2-2	7-5	2004	4-0	3-0	7-0
1969	3-3	1-5	4-8	1987	2-4	3-3	5-7	2005	0-3	6-1	6-4
1970	3-3	2-4	5-7	1988	4-2	4-2	8-4	2006	2-1	2-1	4-2
1971	2-4	2-3	4-7	1989	5-1	2-4	7-5	2007	1-2	3-2	4-4
1972	1-5	5-1	6-6	1990	3-3	5-1	8-4	2008	3-0	2-0	5-0
1973	3-3	4-2	7-5	1991	4-2	5-1	9-3	2009	3-0	2-1	5-1
1974	2-4	4-2	6-6	1992	1-5	5-1	6-6	2010	3-1	4-2	7-3
1975	5-1	3-3	8-4	1993	1-5	1-5	2-10	2011	5-1	0-3	5-4
1976	4-2	4-2	8-4	1994	3-3	2-4	5-7	2012	2-1	3-3	5-4
1977	0-5	2-3	2-8	1995	3-3	4-2	7-5	2013	1-3	1-2	2-5
1978	0-6	0-5	0-11	1996	2-5	2-4	4-9	2014	2-1	2-1	4-2
1979	2-4	2-4	4-8	1997	1-5	2-3	3-8	2015	1-2	0-4	1-6
1980	2-4	3-3	5-7	1998	1-4	2-4	3-8	2016	3-1	1-2	4-3
1981	3-3	2-4	5-7	1999	4-2	3-3	7-5	2017	2-2	1-2	3-4
1982	3-3	2-4	5-7	2000	4-2	4-2	8-4	2018	3-0	2-1	5-1
1983	3-3	1-5	4-8	2001	4-2	3-0	7-2	2019	3-0	3-1	6-1
1984	2-4	4-2	6-6	2002	1-2	4-2	5-4	<b>Totals</b>	<b>139-135</b>	<b>135-132</b>	<b>274-267</b>
1985	3-3	2-4	5-7	2003	6-0	1-2	7-2				



# BOSTON RED SOX



American League East  
Fenway Park  
4 Yawkey Way

Boston, MA 02215-3496

Switchboard: (617) 226-6000

Press Box: (617) 226-6732

Media Relations: (617) 226-6613

Media Relations FAX: (617) 226-6613

Principal Owner ..... John Henry  
Chairman ..... Tom Werner  
President/CEO ..... Sam Kennedy  
President, Baseball Operations ..... Dave Dombrowski  
Manager ..... TBA  
Senior Director, Media Relations ..... Kevin Gregg (617) 226-6759  
Senior Manager, Media Relations ..... Abby DeCiccio (617) 226-6214  
Senior Director, Team Travel ..... Jack McCormick (617) 226-6747  
Stadium ..... Fenway Park  
Capacity / Opened ..... 37,555 (night); 37,305 (day) / 1912

## SERIES FACTS

Longest A's Winning Streak: 8, May 1-September 2, 2012  
Longest Red Sox Winning Streak: 11, July 10, 1993-April 28, 1994  
Last A's Series Sweep at Oakland (3 games): August 31-Sept. 2, 2012  
Last A's Series Sweep at Oakland (4 games): None  
Last A's Series Sweep at Boston (3 games): September 3-5, 1990  
Last A's Series Sweep at Boston (4 games): August 10-12, 1971  
Last Red Sox Series Sweep at Oakland (3 games): September 6-8, 2004  
Last Red Sox Series Sweep at Oakland (4 games): August 4-7, 1977  
Last Red Sox Series Sweep at Boston (3 games): April 29-May 1, 2019  
Last Red Sox Series Sweep at Boston (4 games): July 22-25, 1993  
Most Runs in a Game by Oakland: 21, June 14, 1969 (21-7)  
Most Runs in a Game by Boston: 16 (three times), last: September 2, 2016 (16-2)  
Widest Margin of Victory by Oakland: 18, August 31, 2012 (20-2)  
Widest Margin of Victory by Boston: 14, September 2, 2016 (16-2)

## SERIES BREAKDOWN

	W	L	PCT.
PHI vs. Red Sox (1901-54)	533	632	.458
KC vs. Red Sox (1955-67)	109	149	.422
OAK vs. Red Sox (1968-2019)	247	300	.452
<b>Totals</b>	<b>889</b>	<b>1081</b>	<b>.451</b>
<b>at the Coliseum</b>	<b>150</b>	<b>123</b>	<b>.549</b>
<b>at Fenway Park (since 1968)</b>	<b>96</b>	<b>176</b>	<b>.353</b>

## 2020 SCHEDULE

Dates	Site	Times
April 13-15	OAK	7:07, 7:07, 12:37
Aug. 14-16	BOS	4:10, 1:05, 10:05

## 2019 RECAP

Date	H-A	W-L	Score	Winner	Losers
4/1	H	W	7-0	Brooks	Price
4/2	H	W	1-0	Fiers	Sale
4/3	H	L	3-6	Barnes	Rodney
4/4	H	W	7-3	B. Anderson	Rodriguez
4/29	A	L	4-9	Brasier	Montas
4/30	A	L	1-5	Porcello	Brooks
5/1	A	L	3-7	Walden	Fiers
<b>Totals</b>	<b>3-4</b>	<b>26-30</b>			

## YEAR-BY-YEAR SERIES RESULTS

Year	Home	Road	Totals	Year	Home	Road	Totals	Year	Home	Road	Totals
1968	6-3	4-5	10-8	1987	5-1	3-3	8-4	2006	4-2	3-1	7-3
1969	4-2	4-2	8-4	1988	6-0	3-3	9-3	2007	3-1	1-3	4-4
1970	4-2	1-5	5-7	1989	4-2	1-5	5-7	2008	4-3*	0-3	4-6
1971	4-2	5-1	9-3	1990	4-2	4-2	8-4	2009	2-1	3-4	5-5
1972	1-5	2-4	3-9	1991	2-4	2-4	4-8	2010	4-2	1-2	5-4
1973	3-3	5-1	8-4	1992	4-2	3-3	7-5	2011	1-1	1-5	2-6
1974	2-4	2-4	4-8	1993	2-4	1-5	3-9	2012	6-0	2-1	8-1
1975	4-2	2-4	6-6	1994	1-5	2-4	3-9	2013	2-1	1-2	3-3
1976	5-1	3-3	8-4	1995	2-5	2-3	4-8	2014	3-1	1-2	4-3
1977	2-4	1-4	3-8	1996	4-2	1-6	5-8	2015	1-2	0-3	1-5
1978	3-2	2-3	5-5	1997	3-3	1-4	4-7	2016	1-2	0-3	1-5
1979	2-4	1-5	3-9	1998	1-4	1-5	2-9	2017	3-1	1-2	4-3
1980	2-4	1-5	3-9	1999	4-2	2-2	6-4	2018	2-1	2-1	4-2
1981	4-2	1-5	5-7	2000	2-2	3-3	5-5	2019	3-1	0-3	3-4
1982	4-2	0-6	4-8	2001	4-2	1-2	5-4	<b>Totals</b>	<b>151-124*</b>	<b>96-176</b>	<b>247-300</b>
1983	2-4	2-4	4-8	2002	0-3	3-3	3-6				
1984	3-3	2-4	5-7	2003	2-2	2-1	4-3				
1985	2-4	2-4	4-8	2004	0-3	1-5	1-8				
1986	3-3	2-4	5-7	2005	2-1	2-5	4-6				

\*includes 1-1 in Tokyo, Japan

# CHICAGO WHITE SOX



American League Central  
 Guaranteed Rate Field  
 333 West 35th Street  
 Chicago, IL 60616  
**Switchboard:** (312) 674-1000  
**Press Box:** (312) 674-5190  
**Media Relations:** (312) 674-5300  
**Media Relations FAX:** (312) 674-5847

Chairman .....Jerry Reinsdorf  
 Senior Vice President/General Manager.....Rick Hahn  
 Manager .....Rick Renteria  
 274-373 (4 seasons)  
 201-284 (3 seasons with Chicago-AL)  
 Senior Vice President, Communications .....Scott Reifert (312) 674-5302  
 Senior Director, Media Relations..... Bob Beghtol (312) 674-5303  
 Assistant Director, Media Relations .....Ray Garcia (312) 674-5306  
 Director of Team Travel .....Ed Cassin (312) 674-5296  
 Stadium.....Guaranteed Rate Field  
 Capacity / Opened .....40,615 / 1991

## SERIES FACTS

Longest A's Winning Streak: 11, June 20-September 7, 1970  
 Longest White Sox Winning Streak: 9, August 1, 1996-August 5, 1997  
 Last A's Series Sweep at Oakland (3 games): July 12-14, 2019  
 Last A's Series Sweep at Oakland (4 games): August 5-8, 1999  
 Last A's Series Sweep at Chicago (3 games): June 23-25, 2017  
 Last A's Series Sweep at Chicago (4 games): May 22-24, 1970  
 Last White Sox Series Sweep at Oakland (3 games): May 15-17, 2015  
 Last White Sox Series Sweep at Oakland (4 games): September 24-27, 1987  
 Last White Sox Series Sweep at Chicago (3 games): May 22-24, 2006  
 Last White Sox Series Sweep at Chicago (4 games): May 8-11, 1997  
 Most Runs in a Game by Oakland: 17, September 15, 2015 (17-6)  
 Most Runs in a Game by Chicago: 17 (twice), last: September 23, 1992 (17-6)  
 Widest Margin of Victory by Oakland: 15, April 27, 2002 (16-1)  
 Widest Margin of Victory by Chicago: 16, October 3, 1987 (17-1)

## SERIES BREAKDOWN

	W	L	PCT.
PHI vs. White Sox (1901-54)	585	589	.498
KC vs. White Sox (1955-67)	92	166	.357
OAK vs. White Sox (1968-2019)	317	290	.522
<b>Totals</b>	<b>994</b>	<b>1045</b>	<b>.487</b>
<b>at the Coliseum</b>	<b>167</b>	<b>138</b>	<b>.548</b>
<b>at Guaranteed Rate Field</b>	<b>68</b>	<b>64</b>	<b>.515</b>

## 2020 SCHEDULE

Dates	Site	Times
June 26-28	CWS	5:10, 5:10, 11:10
Sept. 14-16	OAK	7:07, 7:07, 12:37

## 2019 RECAP

Date	H-A	W-L	Score	Winner	Loser
7/12	H	W	5-1	Fiers	Nova
7/13	H	W	13-2	Bassitt	Covey
7/14	H	W	3-2	Hendriks	Fry
8/9	A	W	7-0	Fiers	Detwiler
8/10	A	L	2-3	López	Roark
8/11	A	W	2-0	Bassitt	Giolito
<b>Totals</b>		<b>5-1</b>	<b>32-8</b>		

## YEAR-BY-YEAR SERIES RESULTS

Year	Home	Road	Totals	Year	Home	Road	Totals	Year	Home	Road	Totals
1968	4-5	4-5	8-10	1986	4-2	2-5	6-7	2004	5-1	2-1	7-2
1969	6-3	4-5	10-8	1987	3-4	1-5	4-9	2005	4-2	3-0	7-2
1970	7-2	9-0	16-2	1988	3-3	5-2	8-5	2006	3-0	0-3	3-3
1971	1-8	6-3	7-11	1989	4-3	4-2	8-5	2007	4-2	1-2	5-4
1972	6-3	2-4	8-7	1990	1-5	4-3	5-8	2008	1-2	3-3	4-5
1973	6-3	6-3	12-6	1991	4-3	2-4	6-7	2009	1-2	4-2	5-4
1974	7-2	4-5	11-7	1992	4-2	4-3	8-5	2010	4-2	1-2	5-4
1975	6-3	3-6	9-9	1993	3-4	3-3	6-7	2011	1-2	3-4	4-6
1976	6-3	3-5	9-8	1994	1-5	2-1	3-6	2012	2-1	1-2	3-3
1977	3-5	2-5	5-10	1995	3-3	2-4	5-7	2013	3-0	2-2	5-2
1978	3-4	5-3	8-7	1996	2-4	5-1	7-5	2014	2-1	1-3	3-4
1979	3-4	1-5	4-9	1997	1-4	2-4	3-8	2015	0-3	2-2	2-5
1980	3-3	4-3	7-6	1998	3-2	4-2	7-4	2016	1-3	1-2	2-5
1981	2-5	4-2	6-7	1999	4-0	3-3	7-3	2017	2-1	3-0	5-1
1982	1-5	3-4	4-9	2000	2-4	1-2	3-6	2018	3-0	2-2	5-2
1983	4-3	1-5	5-8	2001	3-0	5-1	8-1	2019	3-0	2-1	5-1
1984	4-2	3-4	7-6	2002	6-0	1-2	7-2	<b>Totals</b>	<b>167-138</b>	<b>150-152</b>	<b>317-290</b>
1985	3-4	2-4	5-8	2003	2-1	3-3	5-4				

# CLEVELAND INDIANS



American League Central  
 Progressive Field  
 2401 Ontario Street  
 Cleveland, OH 44115  
**Switchboard:** (216) 420-4200  
**Press Box:** (216) 420-4654  
**Media Relations:** (216) 420-4380  
**Media Relations FAX:** (216) 420-4430

**Chairman & Chief Executive Officer**.....Paul J. Dolan  
**President, Baseball Operations** .....Chris Antonetti  
**General Manager**.....Mike Chernoff  
**Manager** .....Terry Francona  
 1667-1409 (19 seasons)  
 638-494 (7 seasons with Cleveland)  
**Director, Baseball Information & Player Relations**.....Bart Swain (216) 420-4386  
**Director, Communications & Player Relations** ...Court Berry-Tripp (216) 420-4391  
**Director of Team Travel** .....Mike Seghi (216) 420-4303  
**Stadium**.....Progressive Field  
**Capacity / Opened** .....34,788 / 1994

## SERIES FACTS

**Longest A's Winning Streak:** 10, July 31, 1971-August 18, 1972  
**Longest Indians Winning Streak:** 13, May 27, 1994-July 23, 1995  
**Last A's Series Sweep at Oakland (3 games):** July 14-16, 2017  
**Last A's Series Sweep at Oakland (4 games):** September 17-20, 2009  
**Last A's Series Sweep at Cleveland (3 games):** May 20-22, 2019  
**Last A's Series Sweep at Cleveland (4 games):** August 27-30, 2012  
**Last Indians Series Sweep at Oakland (3 games):** April 10-12, 2000  
**Last Indians Series Sweep at Oakland (4 games):** April 26-29, 1999  
**Last Indians Series Sweep at Cleveland (3 games):** July 29-31, 2016  
**Last Indians Series Sweep at Cleveland (4 games):** May 6-9, 2013  
**Most Runs in a Game by Oakland:** 17, August 2, 2001 (17-4)  
**Most Runs in a Game by Cleveland:** 20, May 4, 1991 (20-6)  
**Widest Margin of Victory by Oakland:** 13, August 2, 2001 (17-4)  
**Widest Margin of Victory by Cleveland:** 14, May 4, 1991 (20-6)

## SERIES BREAKDOWN

	W	L	PCT.
PHI vs. Indians (1901-54)	529	642	.452
KC vs. Indians (1955-67)	106	151	.412
OAK vs. Indians (1968-2019)	283	242	.539
<b>Totals</b>	<b>918</b>	<b>1035</b>	<b>.470</b>
<b>at the Coliseum</b>	<b>150</b>	<b>106</b>	<b>.586</b>
<b>at Progressive Field</b>	<b>48</b>	<b>67</b>	<b>.417</b>

## 2020 SCHEDULE

Dates	Site	Times
April 21-23	CLE	3:10, 3:10, 10:10
Aug. 17-19	OAK	7:07, 7:07, 12:37

## 2019 RECAP

Date	H-A	W-L	Score	Winner	Losers
5/10	H	W	4-3	Soria	Hand
5/11	H	W	3-2	Treinen	Cole
5/12	H	L	3-5	Rodríguez	Mengden
5/20	A	W	6-4	B. Anderson	Carrasco
5/21	A	W	5-3	Hendriks	Bauer
5/22	A	W	7-2	Montas	Rodríguez
<b>Totals</b>	<b>5-1</b>	<b>28-19</b>			

## YEAR-BY-YEAR SERIES RESULTS

Year	Home	Road	Totals	Year	Home	Road	Totals	Year	Home	Road	Totals
1968	7-2	5-4	12-6	1986	2-4	0-6	2-10	2004	2-1	1-5	3-6
1969	3-3	4-2	7-5	1987	4-2	4-2	8-4	2005	2-1	1-5	3-6
1970	3-3	2-4	5-7	1988	5-1	3-3	8-4	2006	4-2	2-1	6-3
1971	4-2	4-2	8-4	1989	4-2	6-0	10-2	2007	2-1	2-5	4-6
1972	6-0	4-2	10-2	1990	5-1	3-3	8-4	2008	2-1	2-4	4-5
1973	5-1	4-2	9-3	1991	3-3	4-2	7-5	2009	4-0	1-2	5-2
1974	4-2	3-3	7-5	1992	3-3	3-3	6-6	2010	2-1	4-2	6-3
1975	5-1	5-1	10-2	1993	2-4	2-4	4-8	2011	1-2	1-3	2-5
1976	4-2	4-2	8-4	1994	0-3	0-3	0-6	2012	4-2	4-0	8-2
1977	1-4	2-3	3-7	1995	0-3	0-4	0-7	2013	2-1	0-4	2-5
1978	3-2	3-3	6-4	1996	4-2	2-4	6-6	2014	1-2	3-0	4-2
1979	3-3	1-5	4-8	1997	2-3	2-4	4-7	2015	2-2	2-1	4-3
1980	4-2	2-4	6-6	1998	4-1	4-2	8-3	2016	2-1	0-3	2-4
1981	1-1	1-2	2-3	1999	1-5	1-5	2-10	2017	3-0	1-3	4-3
1982	3-3	5-1	8-4	2000	3-3	3-3	6-6	2018	2-1	2-1	4-2
1983	1-5	4-2	5-7	2001	1-3	2-1	3-4	2019	2-1	3-0	5-1
1984	2-4	3-3	5-7	2002	1-2	4-0	5-2	<b>Totals</b>	<b>150-106</b>	<b>133-136</b>	<b>283-242</b>
1985	5-1	4-2	9-3	2003	5-1	1-2	6-3				

OPPONENTS

# DETROIT TIGERS



American League Central  
Comerica Park  
2100 Woodward Avenue  
Detroit, MI 48201  
Switchboard: (313) 471-2000  
Press Box: (313) 471-2103, 2104  
Media Relations: (313) 471-2000  
Media Relations FAX: (313) 471-2138

President and CEO, Ilitch Holdings, Inc.....Christopher Ilitch  
Exec. Vice President, Baseball Operations & General Manager..... Al Avila  
Manager.....Ron Gardenhire  
1179-1251 (15 seasons)  
111-212 (2 seasons with Detroit)  
Director, Communications.....Chad Crunk (313) 471-2092  
Manager, Communications.....Ben Fidelman (313) 471-2227  
Director, Team Travel.....Brian Britten (313) 471-2276  
Stadium.....Comerica Park  
Capacity / Opened.....41,083 / 2000

## SERIES FACTS

Longest A's Winning Streak: 16, May 6, 2017 to May 19, 2019  
Longest Tigers Winning Streak: 7, September 14, 1997-August 14, 1998  
Last A's Series Sweep at Oakland (3 games): August 3-5, 2018  
Last A's Series Sweep at Oakland (4 games): None  
Last A's Series Sweep at Detroit (3 games): September 18-20, 2017  
Last A's Series Sweep at Detroit (4 games): May 16-19, 2019  
Last Tigers Series Sweep at Oakland (3 games): None  
Last Tigers Series Sweep at Oakland (4 games): None  
Last Tigers Series Sweep at Detroit (3 games): June 30-July 2, 2014  
Last Tigers Series Sweep at Detroit (4 games): August 10-12, 1965  
Most Runs in a Game by Oakland: 17, May 16, 2019 (17-3)  
Most Runs in a Game by Detroit: 20, April 13, 1993 (20-4)  
Widest Margin of Victory by Oakland: 14, May 16, 2019 (17-3)  
Widest Margin of Victory by Detroit: 16, April 13, 1993 (20-4)

## SERIES BREAKDOWN

	W	L	PCT.
PHI vs. Tigers (1901-54)	562	601	.483
KC vs. Tigers (1955-67)	106	152	.411
OAK vs. Tigers (1968-2019)	270	248	.521
<b>Totals</b>	<b>938</b>	<b>1001</b>	<b>.484</b>
at the Coliseum	147	112	.568
at Comerica Park	45	28	.616

## 2020 SCHEDULE

Dates	Site	Times
June 2-4	OAK	7:07, 7:07, 12:37
June 9-11	DET	4:10, 4:10, 10:10

## 2019 RECAP

Date	H-A	W-L	Score	Winner	Loser
5/16	A	W	17-3	Bassitt	Turnbull
5/17	A	W	7-2	Montas	Norris
5/18	A	W	4-1	Mengden	Boyd
5/19	A	W	7-3	Fiers	Reininger
9/6	H	L	4-5	Schreiber	Blackburn
9/7	H	W	10-2	Bassitt	Zimmermann
9/8	H	W	3-1	Manaea	Norris
<b>Totals</b>	<b>6-1</b>	<b>52-17</b>			

## YEAR-BY-YEAR SERIES RESULTS

Year	Home	Road	Totals	Year	Home	Road	Totals	Year	Home	Road	Totals
1968	3-6	2-7	5-13	1987	4-2	3-3	7-5	2006	3-3	1-2	4-5
1969	3-3	2-4	5-7	1988	4-2	4-2	8-4	2007	4-2	2-2	6-4
1970	3-3	3-3	6-6	1989	4-2	4-2	8-4	2008	3-0	3-3	6-3
1971	4-2	4-2	8-4	1990	4-2	2-4	6-6	2009	4-2	0-3	4-5
1972	4-2	4-2	8-4	1991	4-2	4-2	8-4	2010	0-2	3-1	3-3
1973	4-2	1-5	5-7	1992	4-2	2-4	6-6	2011	4-4	1-1	5-5
1974	3-3	4-2	7-5	1993	3-3	1-5	4-8	2012	2-2	1-2	3-4
1975	2-4	4-2	6-6	1994	3-0	1-5	4-5	2013	1-2	3-1	4-3
1976	4-2	2-4	6-6	1995	2-0	1-2	3-2	2014	2-2	0-3	2-5
1977	3-2	2-3	5-5	1996	3-3*	5-1	8-4	2015	1-2	3-0	4-2
1978	2-3	2-3	4-6	1997	2-4	2-3	4-7	2016	2-1	1-3	3-4
1979	2-4	3-3	5-7	1998	3-3	1-4	4-7	2017	2-1	3-0	5-1
1980	4-2	2-4	6-6	1999	2-2	4-2	6-4	2018	3-0	4-0	7-0
1981	2-1	0-0	2-1	2000	3-3	1-3	4-6	2019	2-1	4-0	6-1
1982	2-4	1-5	3-9	2001	2-1	4-0	6-1	<b>Totals</b>	<b>149-114*</b>	<b>121-134</b>	<b>270-248</b>
1983	4-2	2-4	6-6	2002	3-1	3-0	6-1				
1984	3-3	0-6	3-9	2003	2-1	4-2	6-3				
1985	2-4	2-4	4-8	2004	3-3	2-1	5-4				
1986	4-2	2-4	6-6	2005	3-0	2-1	5-1				

\*includes 2-2 in Las Vegas

# HOUSTON ASTROS



American League West  
Minute Maid Park  
501 Crawford St.  
Houston, TX 77002  
Switchboard: (713) 259-8000  
Press Box: (713) 259-8574  
Media Relations: (713) 259-8900  
Media Relations FAX: (713) 259-8025

Owner & Chairman.....Jim Crane  
General Manager.....James Click  
Manager.....Dusty Baker  
1863-1636 (22 seasons)  
0-0 (1st season with Houston)  
Vice President, Communications.....Gene Dias (713) 259-8985  
Senior Manager, Communications.....Steve Grande (713) 447-2774  
Stadium.....Minute Maid Park  
Capacity / Opened.....41,168 / 2000

## SERIES FACTS

Longest A's Winning Streak: 12, June 13, 2007-July 22, 2013  
Longest Astros Winning Streak: 10, July 20, 2016 to April 28, 2017  
Last A's Series Sweep at Oakland (3 games): April 18-20, 2014  
Last A's Series Sweep at Oakland (4 games): September 8-10, 2017  
Last A's Series Sweep at Houston (3 games): May 24-26, 2013  
Last A's Series Sweep at Houston (4 games): None  
Last Astros Series Sweep at Oakland (3 games): May 31-June 2, 2019  
Last Astros Series Sweep at Oakland (4 games): June 19-22, 2017  
Last Astros Series Sweep at Houston (3 games): April 5-7, 2019  
Last Astros Series Sweep at Houston (4 games): None  
Most Runs in a Game by Oakland: 21, September 10, 2019 (21-7)  
Most Runs in a Game by Houston: 16, May 7, 2018 (16-2)  
Widest Margin of Victory by Oakland: 14, September 10, 2019 (21-7)  
Widest Margin of Victory by Houston: 15, September 9, 2019 (15-0)

## SERIES BREAKDOWN

	W	L	PCT.
OAK vs. Astros (2002-19)	68	71	.489
<b>Totals</b>	<b>68</b>	<b>71</b>	<b>.489</b>
at the Coliseum	35	34	.507
at Minute Maid Park	33	37	.471

## 2020 SCHEDULE

Dates	Site	Times
March 30-April 1	OAK	7:07, 7:07, 12:37
April 24-26	HOU	5:10, 1:10, 11:10
May 25-27	HOU	4:10, 5:10, 5:10, 11:10
June 19-21	OAK	7:07, 7:07, 1:07
July 17-19	OAK	7:07, 6:07, 1:07
July 27-29	HOU	5:10, 5:10, 11:10

## 2019 RECAP

Date	H-A	W-L	Score	Winner	Loser
4/5	A	L	2-3	McHugh	Montas
4/6	A	L	0-6	Miley	Brooks
4/7	A	L	8-9	Osuna	Treinen
4/16	H	L	1-9	McHugh	Estrada
4/17	H	W	2-1	Montas	Miley
5/31	H	L	2-3	Rondon	Trivino
6/1	H	L	1-5	Verlander	B. Anderson
6/2	H	L	4-6	James	Trivino
7/22	A	L	1-11	Cole	Bailey
7/23	A	W	4-3	Petit	McHugh
7/24	A	L	2-4	Verlander	Bassitt
8/15	H	W	7-6	Diekman	Trivino
8/16	H	W	3-2	Trivino	Sneed
8/17	H	W	8-4	Bassitt	Armenteros
8/18	H	L	1-4	Greinke	B. Anderson
9/9	A	L	0-15	Greinke	Fiers
9/10	A	W	21-7	Roark	Miley
9/11	A	W	5-3	B. Anderson	James
9/12	A	W	3-2	Bailey	Verlander
<b>Totals</b>		<b>8-11</b>	<b>75-103</b>		

## YEAR-BY-YEAR SERIES RESULTS

Year	Home	Road	Totals	Year	Home	Road	Totals	Year	Home	Road	Totals
2002	3-0	0-0	3-0	2015	5-5	4-5	9-10	2019	4-5	4-6	8-11
2007	0-0	2-1	2-1	2016	4-5	2-8	6-13	<b>Totals</b>	<b>35-34</b>	<b>33-37</b>	<b>68-71</b>
2013	7-3	8-1	15-4	2017	4-6	3-6	7-12				
2014	6-3	5-5	11-8	2018	2-7	5-5	7-12				

## FRANCHISE FACTS

All-Time Record.....	9028-9452	West Division Championships.....	16
Philadelphia.....	3886-4248	Wild Card Championships.....	4
Kansas City.....	829-1224	Most Valuable Players.....	11
Oakland.....	4313-3980	Cy Young Award Winners.....	5
World Championships.....	9	Rookies of the Year.....	8
Philadelphia.....	5	Managers of the Year.....	4
Oakland.....	4	Hall of Famers.....	17
American League Championships.....	15		
Philadelphia.....	9		
Oakland.....	6		

# KANSAS CITY ROYALS



American League Central  
 Kauffman Stadium  
 1 Royal Way  
 Kansas City, MO 64129  
 Switchboard: (816) 921-8000  
 Press Box: (816) 504-4391, 4392  
 Media Relations: (816) 504-4362, 4368, 4369  
 Media Relations FAX: (816) 921-5775

Chairman and CEO.....John Sherman  
 Senior VP - Baseball Operations/General Manager.....Dayton Moore  
 Manager.....Mike Matheny  
 591-474 (7 seasons)  
 0-0 (0 seasons with Kansas City)  
 Vice President, Communications and Broadcasting.....Mike Swanson  
 (816) 504-4713  
 Assistant Director, Communications.....Mike Cummings (816) 504-4368  
 Senior Director, Team Travel and Clubhouse Operations.....Jeff Davenport  
 (816) 504-4755  
 Stadium.....Kauffman Stadium  
 Capacity / Opened.....37,903 / 1973

## SERIES FACTS

Longest A's Winning Streak: 10, May 31, 2003-May 23, 2004  
 Longest Royals Winning Streak: 8, September 4, 1978-June 18, 1979  
 Last A's Series Sweep at Oakland (3 games): May 17-19, 2013  
 Last A's Series Sweep at Oakland (4 games): September 26-28, 1977  
 Last A's Series Sweep at Kansas City (3 games): July 16-18, 2010  
 Last A's Series Sweep at Kansas City (4 games): September 12-15, 2016  
 Last Royals Series Sweep at Oakland (3 games): June 26-28, 2015  
 Last Royals Series Sweep at Oakland (4 games): None  
 Last Royals Series Sweep at Kansas City (3 games): Sept. 2-4, 2008  
 Last Royals Series Sweep at Kansas City (4 games): August 1-4, 1994  
 Most Runs in a Game by Oakland: 21, June 18, 2000 (21-3)  
 Most Runs in a Game by Kansas City: 16 (seven times), last: September 14, 1998  
 (16-6)  
 Widest Margin of Victory by Oakland: 18, June 18, 2000 (21-3)  
 Widest Margin of Victory by Kansas City: 16, June 25, 1984 (16-0)

## SERIES BREAKDOWN

	W	L	PCT.
OAK vs. Royals (1969-2019)	327	267	.551
<b>Total</b>	<b>327</b>	<b>267</b>	<b>.551</b>
at the Coliseum	177	119	.598
at Kauffman Stadium	130	132	.496

## 2020 SCHEDULE

Dates	Site	Times
Aug. 31-Sept. 2	OAK	7:07, 7:07, 12:37
Sept. 7-9	KC	5:05, 5:05, 5:05, 10:35

## 2019 RECAP

Date	H-A	W-L	Score	Winner	Loser
8/26	A	W	19-4	Bailey	Keller
8/27	A	W	2-1	Fiers	Montgomery
8/28	A	L	4-6	Hill	Treinen
8/29	A	W	9-8	Petit	Sparkman
9/16	H	L	5-6	McCarthy	Hendriks
9/17	H	W	2-1	Puk	López
9/18	H	W	1-0	Wendelken	Hahn
<b>Totals</b>	<b>5-2</b>	<b>42-61</b>			

## YEAR-BY-YEAR SERIES RESULTS

Year	Home	Road	Totals	Year	Home	Road	Totals	Year	Home	Road	Totals
1969	4-5	6-3	10-8	1987	3-4	5-1	8-5	2005	1-2	3-0	4-2
1970	7-2	4-5	11-7	1988	2-4	3-4	5-8	2006	1-2	4-2	5-4
1971	7-2	6-3	13-5	1989	4-3	2-4	6-7	2007	2-5	2-1	4-6
1972	7-2	4-5	11-7	1990	5-1	4-3	9-4	2008	3-3	0-3	3-6
1973	6-3	4-5	10-8	1991	4-3	3-3	7-6	2009	4-1	2-1	6-2
1974	7-2	3-6	10-8	1992	5-1	4-3	9-4	2010	2-1	4-2	6-3
1975	8-1	3-6	11-7	1993	5-2	2-4	7-6	2011	3-3	2-1	5-4
1976	5-4	4-5	9-9	1994	1-2	2-5	3-7	2012	2-1	2-4	4-5
1977	5-3	1-6	6-9	1995	3-4	5-1	8-5	2013	3-0	2-1	5-1
1978	3-4	2-6	5-10	1996	5-1	2-4	7-5	2014	1-2	1-3	2-5
1979	3-4	1-5	4-9	1997	3-2	5-1	8-3	2015	0-3	1-2	1-5
1980	4-2	3-4	7-6	1998	3-3	1-4	4-7	2016	2-1	4-0	6-1
1981	1-2	2-1	3-3	1999	5-1	1-5	6-6	2017	1-2	2-1	3-3
1982	3-3	3-4	6-7	2000	3-3	5-1	8-4	2018	3-1	2-1	5-2
1983	4-3	2-4	6-7	2001	2-1	4-2	6-3	2019	2-1	3-1	5-2
1984	4-2	4-3	8-5	2002	5-1	3-0	8-1	<b>Totals</b>	<b>177-119</b>	<b>150-148</b>	<b>327-267</b>
1985	3-4	2-4	5-8	2003	2-1	5-1	7-2				
1986	2-4	3-4	5-8	2004	4-2	3-0	7-2				

# LOS ANGELES ANGELS



American League West  
 Angel Stadium  
 2000 Gene Autry Way  
 Anaheim, CA 92806  
**Switchboard:** (714) 940-2000  
**Press Box:** (714) 940-2705  
**Media Relations:** (714) 940-2014  
**Media Relations FAX:** (714) 940-2205

**Owner:**..... Arte and Carole Moreno  
**Chairman:**..... Dennis Kuhl  
**General Manager:**..... Billy Eppler  
**Manager:**..... Joe Maddon  
 1252-1068 (16 seasons)  
 27-24 (2 seasons with Los Angeles)  
**Director, Communications:**..... Adam Chodzko (714) 940-2128  
**Manager, Communications:**..... Matt Birch (714) 940-2092  
**Traveling Secretary:**..... Tom Taylor (714) 940-2016  
**Stadium:**..... Angel Stadium  
**Capacity / Opened:**..... 45,517 / 1966

## SERIES FACTS

**Longest A's Winning Streak:** 10 (twice), last: April 26, 1991-April 20, 1992  
**Longest Angels Winning Streak:** 12, Sept. 18, 1996-Sept. 17, 1997  
**Last A's Series Sweep at Oakland (3 games):** September 3-5, 2019  
**Last A's Series Sweep at Oakland (4 games):** April 18-20, 1980  
**Last A's Series Sweep at Los Angeles (3 games):** April 9-11, 2013  
**Last A's Series Sweep at Los Angeles (4 games):** October 4-7, 2001  
**Last Angels Series Sweep at Oakland (3 games):** April 11-13, 2016  
**Last Angels Series Sweep at Oakland (4 games):** July 10-13, 1997  
**Last Angels Series Sweep at Los Angeles (3 games):** August 28-30, 2017  
**Last Angels Series Sweep at Los Angeles (4 games):** August 28-31, 2014  
**Most Runs in a Game by Oakland:** 21, September 20, 2018 (21-3)  
**Most Runs in a Game by Los Angeles:** 17, July 4, 1979 (17-6)  
**Widest Margin of Victory by Oakland:** 18, September 20, 2018 (21-3)  
**Widest Margin of Victory by Los Angeles:** 13, April 21, 2015 (14-1)

## SERIES BREAKDOWN

	W	L	PCT.
KC vs. Angels (1961-67)	49	77	.389
OAK vs. Angels (1968-2019)	450	382	.541
<b>Totals</b>	<b>499</b>	<b>459</b>	<b>.521</b>
<b>at the Coliseum</b>	<b>235</b>	<b>180</b>	<b>.566</b>
<b>at Angel Stadium (since 1968)</b>	<b>215</b>	<b>202</b>	<b>.516</b>

## 2020 SCHEDULE

Dates	Site	Times
April 6-8	LAA	7:07, 7:07, 7:07
May 15-17	LAA	7:07, 6:07, 1:08
May 22-24	OAK	7:07, 7:07, 1:07
June 15-17	OAK	7:07, 7:07, 12:37
Sept. 17-20	OAK	7:07, 7:07, 6:07, 1:07
Sept. 25-27	LAA	7:07, 6:07, 12:07

## 2019 RECAP

Date	H-A	W-L	Score	Winner	Loser
3/28	H	W	4-0	Fiers	Cahill
3/29	H	L	2-6	Robles	Soria
3/30	H	W	4-2	B. Anderson	Peña
3/31	H	W	2-1	Montas	Skaggs
5/27	H	W	8-5	Bassitt	Cahill
5/28	H	L	4-6	Buttrey	Soria
5/29	H	L	7-12	Ramirez	Trivino
6/4	A	W	4-2	Montas	Canning
6/5	A	L	9-10	Robles	Trivino
6/6	A	W	7-4	Fiers	Skaggs
6/27	A	L	3-8	Canning	T. Anderson
6/28	A	W	7-2	Fiers	Ramirez
6/29	A	W	4-0	B. Anderson	Skaggs
6/30	A	W	12-3	Bassitt	Heaney
9/3	H	W	7-5	Petit	Ramirez
9/4	H	W	4-0	Roark	Sandoval
9/5	H	W	10-6	Puk	Buttrey
9/24	A	L	2-3	Peters	Bailey
9/25	A	W	3-2	Soria	Robles
<b>Totals</b>			<b>13-6</b>	<b>103-77</b>	

## YEAR-BY-YEAR SERIES RESULTS

Year	Home	Road	Totals	Year	Home	Road	Totals	Year	Home	Road	Totals
1968	7-2	6-3	13-5	1986	2-5	1-5	3-10	2004	4-5	5-5	9-10
1969	7-2	5-4	12-6	1987	2-4	5-2	7-6	2005	5-5	4-5	9-10
1970	5-4	5-4	10-8	1988	6-1	3-3	9-4	2006	3-7	5-4	8-11
1971	4-5	7-2	11-7	1989	4-2	4-3	8-5	2007	5-4	5-5	10-9
1972	5-4	5-4	10-8	1990	4-3	5-1	9-4	2008	4-5	5-5	9-10
1973	5-4	7-2	12-6	1991	6-0	6-1	12-1	2009	1-8	6-4	7-12
1974	7-2	5-4	12-6	1992	5-2	3-3	8-5	2010	6-4	2-7	8-11
1975	6-3	5-4	11-7	1993	4-2	3-4	7-6	2011	6-3	5-5	11-8
1976	6-3	6-3	12-6	1994	3-0	3-3	6-3	2012	3-6	7-3	10-9
1977	6-1	4-4	10-5	1995	5-1	2-5	7-6	2013	6-4	5-4	11-8
1978	3-5	3-4	6-9	1996	3-4	4-2	7-6	2014	6-3	3-7	9-10
1979	1-5	2-5	3-10	1997	0-6	1-5	1-11	2015	4-5	4-6	8-11
1980	6-1	4-2	10-3	1998	4-2	3-3	7-5	2016	3-6	4-6	7-12
1981	4-2	4-0	8-2	1999	3-3	1-5	4-8	2017	5-5	2-7	7-12
1982	3-4	1-5	4-9	2000	5-2	3-3	8-5	2018	5-5	4-5	9-10
1983	4-2	4-3	8-5	2001	7-3	7-3	14-6	2019	7-3	6-3	13-6
1984	2-5	4-2	6-7	2002	7-3	4-6	11-9	<b>Totals</b>	<b>235-180</b>	<b>215-202</b>	<b>450-382</b>
1985	4-2	3-4	7-6	2003	7-3	5-5	12-8				

OPPONENTS

# MINNESOTA TWINS



American League Central  
 Target Field  
 1 Twins Way  
 Minneapolis, MN 55403  
 Switchboard: (612) 659-3400  
 Press Box: (612) 659-3400, ext. 2400  
 Media Relations: (612) 659-3471  
 Media Relations FAX: (612) 659-4029

Executive Chair ..... Jim Pohlad  
 President & Chief Executive Office ..... Dave St. Peter  
 President, Baseball Operations ..... Derek Falvey  
 Senior Vice President, General Manager ..... Thad Levine  
 Manager ..... Rocco Baldelli  
 101-61 (1 season)  
 Senior Director, Communications ..... Dustin Morse (612) 659-3472  
 Senior Manager, Communications ..... Mitch Hestad (612) 659-3473  
 Senior Director, Team Travel ..... Mike Herman (612) 659-3471  
 Stadium ..... Target Field  
 Capacity / Opened ..... 38,544 / 2010

## SERIES FACTS

Longest A's Winning Streak: 12, September 11, 2013-August 9, 2014  
 Longest Twins Winning Streak: 8 (twice), last: May 21-July 20, 2003  
 Last A's Series Sweep at Oakland (3 games): May 30-June 1, 2016  
 Last A's Series Sweep at Oakland (4 games): September 19-22, 2013  
 Last A's Series Sweep at Minnesota (3 games): April 7-10, 2014  
 Last A's Series Sweep at Minnesota (4 games): April 9-12, 1981  
 Last Twins Series Sweep at Oakland (3 games): July 18-20, 1997  
 Last Twins Series Sweep at Oakland (4 games): August 13-15, 1993  
 Last Twins Series Sweep at Minnesota (3 games): May 28-30, 2012  
 Last Twins Series Sweep at Minnesota (4 games): July 12-15, 2007  
 Last Twins Series Sweep at Minnesota (5 games): July 30-Aug. 2, 1976  
 Most Runs in a Game by Oakland: 18, September 11, 2013 (18-3)  
 Most Runs in a Game by Minnesota: 20, April 27, 1980 (20-11)  
 Widest Margin of Victory by Oakland: 15 (twice), last: September 11, 2013 (18-3)  
 Widest Margin of Victory by Minnesota: 13, May 6, 2015 (13-0)

## SERIES BREAKDOWN

	W	L	PCT.
PHI vs. Senators (1901-54)	579	572	.503
KC vs. Senators (1955-60)	68	64	.515
KC vs. Twins (1961-67)	57	69	.452
OAK vs. Twins (1968-2019)	309	305	.503
<b>Totals</b>	<b>1013</b>	<b>1010</b>	<b>.501</b>
at the Coliseum	172	131	.568
at Target Field	20	19	.513

## 2020 SCHEDULE

Dates	Site	Times
March 26-29	OAK	1:07, 7:07, 1:07, 1:07
April 2,4-5	MIN	1:10, 11:10, 11:10

## 2019 RECAP

Date	H-A	W-L	Score	Winner	Loser
7/2	H	W	8-6	Mengden	Odorizzi
7/3	H	L	3-4	Parker	Treinen
7/4	H	W	7-2	Wang	Berrios
7/18	A	L	3-6	Gibson	Petit
7/19	A	W	5-4	Bassitt	Harper
7/20	A	W	5-4	Treinen	Rogers
7/21	A	L	6-7	Stewart	Hendriks
<b>Totals</b>	<b>4-3</b>	<b>37-32</b>			

## YEAR-BY-YEAR SERIES RESULTS

Year	Home	Road	Totals	Year	Home	Road	Totals	Year	Home	Road	Totals
1968	6-3	4-5	10-8	1986	4-3	3-3	7-6	2004	2-1	3-1	5-2
1969	3-6	2-7	5-13	1987	3-3	0-7	3-10	2005	3-3	3-1	6-4
1970	2-7	3-6	5-13	1988	4-3	4-2	8-5	2006	3-1	1-5	4-6
1971	5-4	5-4	10-8	1989	4-2	3-4	7-6	2007	2-1	0-4	2-5
1972	6-2	3-6	9-8	1990	5-2	2-4	7-6	2008	4-3	1-2	5-5
1973	2-7	2-7	4-14	1991	3-3	2-5	5-8	2009	4-3	2-1	6-4
1974	7-2	6-3	13-5	1992	4-3	4-2	8-5	2010	1-2	2-4	3-6
1975	6-3	6-3	12-6	1993	1-5	4-3	5-8	2011	2-3	2-1	4-4
1976	6-3	1-8	7-11	1994	2-2	3-0	5-2	2012	2-1	3-3	5-4
1977	4-3	2-5	6-8	1995	4-2	3-3	7-5	2013	4-0	2-1	6-1
1978	3-5	3-4	6-9	1996	4-2	3-4	7-6	2014	3-1	3-0	6-1
1979	2-4	2-5	4-9	1997	2-4	2-3	4-7	2015	2-1	1-3	3-4
1980	5-2	2-4	7-6	1998	3-3	4-1	7-4	2016	3-0	1-2	4-2
1981	3-0	5-2	8-2	1999	4-2	1-5	5-7	2017	2-1	1-2	3-3
1982	5-2	5-1	10-3	2000	2-4	5-1	7-5	2018	2-1	3-1	5-2
1983	4-2	5-2	9-4	2001	1-2	3-3	4-5	2019	2-1	2-2	4-3
1984	4-3	1-5	5-8	2002	4-2	2-1	6-3	<b>Totals</b>	<b>172-131</b>	<b>137-174</b>	<b>309-305</b>
1985	3-1	2-7	5-8	2003	1-2	0-6	1-8				



# NEW YORK YANKEES



American League East  
 Yankee Stadium  
 One East 161st Street  
 Bronx, NY 10451  
 Switchboard: (718) 293-4300  
 Press Box: (718) 579-4460  
 Media Relations: (718) 579-4460  
 Media Relations FAX: (718) 293-8414

Managing General Partner / Co-Chairperson.....Harold Z. Steinbrenner  
 General Partner / Co-Chairperson.....Henry G. Steinbrenner  
 Senior Vice President, General Manager.....Brian Cashman  
 Manager.....Aaron Boone  
 203-121 (2 seasons)  
 Vice President, Communications & Media Relations...Jason Zillo (718) 579-4515  
 Director, Communications & Media Relations...Michael Margolis (718) 579-4503  
 Director, Team Travel & Player Services.....Ben Tuliebitz (718) 579-4447  
 Stadium.....Yankee Stadium  
 Capacity / Opened.....46,537 / 2009

## SERIES FACTS

Longest A's Winning Streak: 16, September 9, 1989-May 1, 1991  
 Longest Yankees Winning Streak: 11, July 5, 2010-July 22, 2011  
 Last A's Series Sweep at Oakland (3 games): August 20-22, 2019  
 Last A's Series Sweep at Oakland (4 games): June 15-18, 2017  
 Last A's Series Sweep at New York (3 games): April 19-21, 2016  
 Last A's Series Sweep at New York (4 games): July 14-16, 1972  
 Last Yankees Series Sweep at Oakland (3 games): May 25-27, 2012  
 Last Yankees Series Sweep at Oakland (4 games): May 19-22, 2016  
 Last Yankees Series Sweep at New York (3 games): July 18-20, 2008  
 Last Yankees Series Sweep at New York (4 games): August 30-September 2, 2010  
 Most Runs in a Game by Oakland: 19, August 29, 1989 (19-5)  
 Most Runs in a Game by New York: 22, August 25, 2011 (22-9)  
 Widest Margin of Victory by Oakland: 14, August 29, 1989 (19-5)  
 Widest Margin of Victory by New York: 16, August 26, 1997 (18-2)

## SERIES BREAKDOWN

	W	L	PCT.
PHI vs. Orioles (1901-02)	21	18	.538
PHI vs. Yankees (1903-54)	445	665	.401
KC vs. Yankees (1955-67)	75	183	.291
OAK vs. Yankees (1968-2019)	254	283	.473
<b>Totals</b>	<b>795</b>	<b>1149</b>	<b>.409</b>
<b>at the Coliseum</b>	<b>141</b>	<b>128</b>	<b>.524</b>
<b>at Yankee Stadium</b>	<b>16</b>	<b>24</b>	<b>.400</b>

## 2020 SCHEDULE

Dates	Site	Times
April 10-12	OAK	7:07, 6:07, 1:07
Aug. 6-9	NYN	4:05, 4:05, 10:05, 11:05

## 2019 RECAP

Date	H-A	W-L	Score	Winner	Loser
8/20	H	W	6-2	Bailey	German
8/21	H	W	6-4	Fiers	Happ
8/22	H	W	5-3	Roark	Tanaka
8/30	A	W	8-2	B. Anderson	Kahnle
8/31	A	L	3-4	Gerrin	Trivino
9/1	A	L	4-5	Ottavino	Hendriks
<b>Totals</b>	<b>4-2</b>	<b>32-20</b>			

## YEAR-BY-YEAR SERIES RESULTS

Year	Home	Road	Totals	Year	Home	Road	Totals	Year	Home	Road	Totals
1968	2-7	6-3	8-10	1986	4-2	3-3	7-5	2004	1-2	1-5	2-7
1969	5-1	1-5	6-6	1987	4-2	3-3	7-5	2005	1-5	1-2	2-7
1970	4-2	2-4	6-6	1988	4-2	2-4	6-6	2006	2-1	4-2	6-3
1971	2-4	5-1	7-5	1989	4-2	5-1	9-3	2007	2-1	2-1	4-2
1972	4-2	5-1	9-3	1990	6-0	6-0	12-0	2008	1-2	0-3	1-5
1973	5-1	3-3	8-4	1991	3-3	3-3	6-6	2009	1-2	1-5	2-7
1974	3-3	2-4	5-7	1992	4-2	2-4	6-6	2010	1-5	0-4	1-9
1975	3-3	3-3	6-6	1993	4-2	2-4	6-6	2011	0-3	3-3	3-6
1976	2-4	4-2	6-6	1994	2-4	3-3	5-7	2012	4-3	1-2	5-5
1977	1-4	1-5	2-9	1995	5-1	4-3	9-4	2013	3-0	2-1	5-1
1978	2-3	0-5	2-8	1996	1-5	2-4	3-9	2014	2-1	2-1	4-2
1979	1-5	2-4	3-9	1997	3-2	2-4	5-6	2015	3-1	1-2	4-3
1980	3-3	1-5	4-8	1998	2-4	1-4	3-8	2016	0-4	3-0	3-4
1981	2-2	1-2	3-4	1999	2-4	2-2	4-6	2017	4-0	1-2	5-2
1982	3-3	2-4	5-7	2000	1-2	2-4	3-6	2018	2-1	1-2	3-3
1983	2-4	2-4	4-8	2001	6-0	0-3	6-3	2019	3-0	1-2	4-2
1984	3-3	1-5	4-8	2002	1-2	3-3	4-5	<b>Totals</b>	<b>141-128</b>	<b>113-155</b>	<b>254-283</b>
1985	4-2	1-5	5-7	2003	4-2	2-1	6-3				

OPPONENTS

# SEATTLE MARINERS



American League West  
 T-Mobile Park  
 1250 First Avenue South  
 Seattle, WA 98134  
 Switchboard: (206) 346-4000  
 Press Box: (206) 346-4639, 4622  
 Media Relations: (206) 346-4000

Chairman & Managing Partner ..... John Stanton  
 President & Chief Executive Officer ..... Kevin Mather  
 Executive V.P. & General Manager, Baseball Operations ..... Jerry Dipoto  
 Manager ..... Scott Servais  
 321-327 (4 seasons)  
 Vice President, Communications ..... Tim Hevly (206) 346-4402  
 Senior Manager, Baseball Information ..... Kelly Munro (206) 346-4401  
 Manager, Baseball Information ..... Ryan Hueter (206) 346-4403  
 Director, Major League Operations ..... Jack Mosimann (2016) 817-6986  
 Stadium ..... T-Mobile Park  
 Capacity / Opened ..... 47,500 / 1999

## SERIES FACTS

Longest A's Winning Streak: 15, April 7-August 16, 2006  
 Longest Mariners Winning Streak: 8, July 9-September 26, 2017  
 Last A's Series Sweep at Oakland (3 games): May 24-26, 2019  
 Last A's Series Sweep at Oakland (4 games): September 10-13, 1992  
 Last A's Series Sweep at Seattle (3 games): April 8-10, 2016  
 Last A's Series Sweep at Seattle (4 games): Sept. 30-Oct. 3, 2010  
 Last Mariners Series Sweep at Oakland (3 games): September 9-11, 2016  
 Last Mariners Series Sweep at Oakland (4 games): None  
 Last Mariners Series Sweep at Seattle (3 games): September 1-3, 2017  
 Last Mariners Series Sweep at Seattle (4 games): August 12-15, 1991  
 Most Runs in a Game by Oakland: 16, April 17, 1981 (16-1)  
 Most Runs in a Game by Seattle: 15 (three times), last: August 6, 1995 (15-8)  
 Widest Margin of Victory by Oakland: 15, April 17, 1981 (16-1)  
 Widest Margin of Victory by Seattle: 13, July 2, 2003 (13-0)

## SERIES BREAKDOWN

	W	L	PCT.
OAK vs. Mariners (1977-2019)	360	301	.545
<b>Totals</b>	<b>360</b>	<b>301</b>	<b>.545</b>
at the Coliseum	195	134	.593
at T-Mobile Park	88	100	.468

## 2020 SCHEDULE

Dates	Site	Times
April 16-19	OAK	7:07, 7:07, 1:07, 1:07
May 4-6	OAK	7:07, 7:07, 12:37
May 12-14	SEA	7:10, 7:10, 7:10
July 9-12	SEA	7:10, 7:10, 7:10, 1:10
Aug. 3-4	OAK	7:07, 12:37
Sept. 11-13	SEA	7:10, 6:10, 1:10

## 2019 RECAP

Date	H-A	W-L	Score	Winner	Loser
3/20	H	L	7-9	Gonzales	Fiers
3/21	H	L	4-5	Rosscup	Buchter
5/13	A	L	5-6	Brennan	Soria
5/14	A	L	3-4	Leake	B. Anderson
5/24	H	W	6-2	Trivino	LeBlanc
5/25	H	W	6-5	Fiers	Kikuchi
5/26	H	W	7-1	B. Anderson	Leake
6/14	H	L	2-9	Gonzales	Bassitt
6/15	H	W	11-2	Montas	Bautista
6/16	H	L	3-6	Leake	Trivino
7/5	A	W	5-2	B. Anderson	Kikuchi
7/6	A	L	3-6	Gonzales	Bassitt
7/7	A	W	7-4	Mengden	Carasiti
7/16	H	W	9-2	Mengden	Gonzales
7/17	H	W	10-2	Bailey	Milone
9/26	A	W	3-1	Manaea	Hernández
9/27	A	L	3-4	Warren	Hendriks
9/28	A	W	1-0	B. Anderson	Gonzales
9/29	A	L	1-3	McClain	Roark
<b>Totals</b>		<b>10-9</b>	<b>96-73</b>		

## YEAR-BY-YEAR SERIES RESULTS

Year	Home	Road	Totals	Year	Home	Road	Totals	Year	Home	Road	Totals
1977	3-4	4-4	7-8	1993	3-3	6-1	9-4	2009	4-6	1-8	5-14
1978	7-1	6-1	13-2	1994	2-2	2-1	4-3	2010	7-2	6-4	13-6
1979	5-1	3-4	8-5	1995	5-2	2-4	7-6	2011	5-4	4-6	9-10
1980	4-3	4-2	8-5	1996	5-2	3-3	8-5	2012	6-4	6-3	12-7
1981	3-1	3-0	6-1	1997	2-4	3-3	5-7	2013	4-6	4-5	8-11
1982	4-3	2-4	6-7	1998	3-3	2-4	5-7	2014	4-6	5-4	9-10
1983	4-2	5-2	9-4	1999	4-2	2-4	6-6	2015	3-7	3-6	6-13
1984	6-1	2-4	8-5	2000	4-2	5-2	9-4	2016	1-8	6-4	7-12
1985	5-1	3-4	8-5	2001	5-5	4-5	9-10	2017	4-5	3-7	7-12
1986	5-2	5-1	10-3	2002	4-5	4-6	8-11	2018	5-5	4-5	9-10
1987	3-3	2-5	5-8	2003	5-5	2-7	7-12	2019	6-4	4-5	10-9
1988	5-2	4-2	9-4	2004	7-3	4-5	11-8	<b>Totals</b>	<b>196-137*</b>	<b>164-164</b>	<b>360-301</b>
1989	5-1	4-3	9-4	2005	6-3	6-3	12-6				
1990	4-3	5-1	9-4	2006	9-0	8-2	17-2				
1991	6-0	0-7	6-7	2007	1-8	4-6	5-14				
1992	7-0	5-1	12-1	2008	6-3	4-6	10-9				

\*includes 1-3 in Tokyo, Japan

# TAMPA BAY RAYS



American League East  
Tropicana Field  
One Tropicana Drive  
St. Petersburg, FL 33705  
Switchboard: (727) 825-3137  
Press Box: (727) 825-3129  
Media Relations: (727) 825-3242  
Communications FAX: (727) 825-3111

Principal Owner .....Stuart Sternberg  
President.....Brian Auld  
President.....Matt Silverman  
Manager.....Kevin Cash  
414-396 (5 seasons)  
Director, Communications.....Ryan Sheets (727) 825-3237  
Manager, Baseball Communications.....Craig Vanderkam (727) 825-3473  
Director, Team Travel & Logistics.....Chris Westmoreland  
Stadium.....Tropicana Field  
Capacity / Opened.....25,025 / 1998

## SERIES FACTS

Longest A's Winning Streak: 7 (twice), last: September 2, 2001-May 26, 2002  
Longest Rays Winning Streak: 6, May 26-September 4, 1998  
Last A's Series Sweep at Oakland (3 games): August 30-September 1, 2013  
Last A's Series Sweep at Oakland (4 games): None  
Last A's Series Sweep at Tampa Bay (3 games): None  
Last A's Series Sweep at Tampa Bay (4 games): September 10-13, 1999  
Last Rays Series Sweep at Oakland (3 games): None  
Last Rays Series Sweep at Oakland (4 games): None  
Last Rays Series Sweep at Tampa Bay (3 games): April 19-21, 2013  
Last Rays Series Sweep at Tampa Bay (4 games): July 24-27, 1998  
Most Runs in a Game by Oakland: 17, September 15, 2000 (17-3)  
Most Runs in a Game by Tampa Bay: 14 (twice), last: August 25, 2007 (14-3)  
Widest Margin of Victory by Oakland: 13, May 30, 2001 (15-2)  
Widest Margin of Victory by Tampa Bay: 11, August 25, 2007 (14-3)

## SERIES BREAKDOWN

	W	L	PCT.
OAK vs. Rays (1998-2019)	109	76	.589
<b>Totals</b>	<b>109</b>	<b>76</b>	<b>.589</b>
at the Coliseum	60	32	.652
at Tropicana Field	49	44	.527

## 2020 SCHEDULE

Dates	Site	Times
April 30-May 3	OAK	7:07, 7:07, 1:07, 1:07
June 23-25	TB	4:10, 4:10, 9:10

## 2019 RECAP

Date	H-A	W-L	Score	Winner	Loser
6/10	A	L	2-6	Morton	T. Anderson
6/11	A	W	4-3	Fiers	Pagan
6/12	A	W	6-2	Hendriks	Kolarek
6/20	H	W	5-4	Trivino	Castillo
6/21	H	L	3-5	Pruitt	T. Anderson
6/22	H	W	4-2	Petit	Castillo
6/23	H	L	2-8	Yarbrough	B. Anderson
<b>Totals</b>	<b>4-3</b>	<b>26-30</b>			

## YEAR-BY-YEAR SERIES RESULTS

Year	Home	Road	Totals	Year	Home	Road	Totals	Year	Home	Road	Totals
1998	3-2	2-4	5-6	2006	4-2	2-1	6-3	2014	2-1	2-1	4-2
1999	5-1	4-0	9-1	2007	1-2	3-4	4-6	2015	1-2	2-2	3-4
2000	3-1	4-1	7-2	2008	2-4	1-2	3-6	2016	3-1	2-1	5-2
2001	5-1	2-1	7-2	2009	2-1	4-3	6-4	2017	1-2	1-3	2-5
2002	3-0	5-1	8-1	2010	4-3	0-2	4-5	2018	1-3	1-2	2-5
2003	5-1	1-2	6-3	2011	3-1	2-1	5-2	2019	2-2	2-1	4-3
2004	3-0	4-2	7-2	2012	1-2	4-2	5-4	<b>Totals</b>	<b>60-32</b>	<b>49-44</b>	<b>109-76</b>
2005	3-0	1-5	4-5	2013	3-0	0-3	3-3				

## MAJOR LEAGUE BASEBALL DIRECTORY

Office of the Commissioner • 245 Park Avenue • New York, NY 10167 • (212) 931-7800

Chief Communications Officer: Pat Courtney (212) 931-7878  
Vice President, Communications: John Blundell (212) 931-7885  
Vice President, Business Communications: Matt Bourne (212) 931-7882  
Vice President, Corporate Communications: Matthew Gould (212) 485-8959  
Vice President, Communications: Mike Teevan (212) 931-7879



# TEXAS RANGERS



American League West  
 Globe Life Field  
 734 Stadium Drive  
 Arlington, TX 76011  
**Switchboard:** (817) 533-1972  
**Press Box:** (817) 533-1914  
**Media Relations:** (817) 273-5203

Co-Chairmen.....Ray C. Davis, Bob R. Simpson  
 President of Baseball Operations and General Manager.....Jon Daniels  
 Manager.....Chris Woodward  
 78-84 (1 season)  
 Executive Vice President, Communications.....John Blake (817) 533-1656  
 Senior Director, Communications.....Rich Rice (817) 533-1657  
 Manager, Baseball Information.....Matt Mallian (817) 533-1662  
 Director, Travel.....Josh Shelton  
 Stadium.....Globe Life Field  
 Capacity / Opened.....40,300/ 2020

## SERIES FACTS

Longest A's Winning Streak: 9 (twice), last: June 26, 2003-April 6, 2004  
 Longest Rangers Winning Streak: 13, July 6, 1977-May 18, 1978  
 Last A's Series Sweep at Oakland (3 games): April 22-24, 2019  
 Last A's Series Sweep at Oakland (4 games): None  
 Last A's Series Sweep at Texas (3 games): September 13-15, 2019  
 Last A's Series Sweep at Texas (4 games): July 23-26, 2018  
 Last Rangers Series Sweep at Oakland (3 games): September 22-24, 2015  
 Last Rangers Series Sweep at Oakland (4 games): September 23-25, 1977  
 Last Rangers Series Sweep at Texas (4 games): May 12-14, 2017  
 Last Rangers Series Sweep at Texas (4 games): July 7-10, 2011  
 Most Runs in a Game by Oakland: 23, September 30, 2000 (23-2)  
 Most Runs in a Game by Texas: 17, May 5, 2000 (17-16)  
 Widest Margin of Victory by Oakland: 21, September 30, 2000 (23-2)  
 Widest Margin of Victory by Texas: 14, August 9, 2006 (14-0)

## SERIES BREAKDOWN

	W	L	PCT.
KC vs. Senators (1961-67)	63	62	.504
OAK vs. Senators (1968-71)	34	20	.630
OAK vs. Rangers (1972-2019)	378	373	.503
<b>Totals</b>	<b>475</b>	<b>455</b>	<b>.511</b>
at the Coliseum	200	176	.532
at Globe Life Park	111	109	.505

## 2020 SCHEDULE

Dates	Site	Times
April 27-29	TEX	5:05, 5:05, 11:05
May 19-21	OAK	7:07, 7:07, 12:37
May 29-31	TEX	5:05, 1:05, 11:35
July 30-Aug. 2	OAK	7:07, 7:07, 1:07, 1:07
Sept. 4-6	OAK	7:07, 1:07, 1:07
Sept. 22-24	TEX	5:05, 5:05, 5:05

## 2019 RECAP

Date	H-A	W-L	Score	Winner	Loser
4/12	A	W	8-6	Trivino	Martin
4/14	A	L	7-8	Springs	Soria
4/22	H	W	6-1	Bassitt	Minor
4/23	H	W	11-5	Montas	Lynn
4/24	H	W	6-5	Treinen	Martin
6/7	A	W	5-3	Petit	Leclerc
6/8	A	L	5-10	Springs	Blackburn
6/8	A	L	1-3	Sampson	Bassitt
6/9	A	W	9-8	Montas	Smyly
7/25	H	L	3-11	Jurado	B. Anderson
7/26	H	L	2-5	Lynn	Mengden
7/27	H	W	5-4	Bailey	Sampson
7/28	H	W	6-5	Treinen	Leclerc
9/13	A	W	14-9	Wendelken	Gibaut
9/14	A	W	8-6	Buchter	Minor
9/15	A	W	6-1	Manaea	Hernández
9/20	H	W	8-0	Fiers	Minor
9/21	H	W	12-3	Manaea	Burke
9/22	H	L	3-8	Lynn	Roark
<b>Totals</b>			<b>13-6125-101</b>		

## YEAR-BY-YEAR SERIES RESULTS

Year	Home	Road	Totals	Year	Home	Road	Totals	Year	Home	Road	Totals
1972	4-2	7-2	11-4	1989	4-3	4-2	8-5	2006	4-5	5-5	9-10
1973	7-2	4-5	11-7	1990	3-3	5-2	8-5	2007	6-4	3-6	9-10
1974	3-6	5-4	8-10	1991	2-5	2-4	4-9	2008	4-6	3-6	7-12
1975	6-3	6-3	12-6	1992	4-2	5-2	9-4	2009	6-4	5-4	11-8
1976	4-5	3-6	7-11	1993	4-3	1-5	5-8	2010	5-5	4-5	9-10
1977	2-6	0-7	2-13	1994	3-3	4-0	7-3	2011	4-6	2-7	6-13
1978	4-2	2-7	6-9	1995	3-4	2-4	5-8	2012	7-2	4-6	11-8
1979	1-6	1-5	2-11	1996	3-3	4-3	7-6	2013	4-5	6-4	10-9
1980	3-3	4-3	7-6	1997	3-3	2-4	5-7	2014	2-7	7-3	9-10
1981	2-1	2-1	4-2	1998	2-4	4-2	6-6	2015	4-6	6-3	10-9
1982	3-3	2-5	5-8	1999	4-2	1-5	5-7	2016	5-5	4-5	9-10
1983	2-5	0-6	2-11	2000	4-2	1-5	5-7	2017	8-1	3-7	11-8
1984	5-1	3-4	8-5	2001	4-5	5-5	9-10	2018	7-3	6-3	13-6
1985	3-4	3-3	6-7	2002	8-2	5-4	13-6	2019	7-3	6-3	13-6
1986	2-4	1-6	3-10	2003	8-1	7-3	15-4	<b>Totals</b>	<b>200-176</b>	<b>178-197</b>	<b>378-373</b>
1987	3-4	3-3	6-7	2004	6-4	5-5	11-9				
1988	4-2	4-3	8-5	2005	4-6	7-2	11-8				

# TORONTO BLUE JAYS



American League East  
 Rogers Centre  
 1 Blue Jays Way, Suite 3200  
 Toronto, Ontario M5V 1J1  
 Switchboard: (416) 341-1000  
 Press Box: (416) 341-1178  
 Media Relations: (416) 341-1301  
 Media Relations FAX: (416) 341-1250

Chairman, Toronto Blue Jays .....Edward Rogers  
 Vice Chairman, Rogers Communications Inc .....Phil Lind  
 President and Chief Executive Officer .....Mark Shapiro  
 Executive V.P., Baseball Operations & General Manager.....Ross Atkins  
 Manager .....Charlie Montoyo  
 67-95 (1 season)  
 Director, Baseball Media .....Richard Griffin (416) 341-1691  
 Manager, Baseball Media.....Ryan Brown (416) 341-1064  
 Director, Team Travel and Clubhouse Operations.....Michael Shaw (416) 341-1251  
 Stadium.....Rogers Centre  
 Capacity / Opened .....49,286 / 1989

## SERIES FACTS

Longest A's Winning Streak: 9, July 22, 1980-May 24, 1981  
 Longest Blue Jays Winning Streak: 8, June 18-September 15, 1982  
 Last A's Series Sweep at Oakland (3 games): July 30-August 1, 2018  
 Last A's Series Sweep at Oakland (4 games): July 3-6, 2014  
 Last A's Series Sweep at Toronto (3 games): April 8-10, 2008  
 Last A's Series Sweep at Toronto (4 games): May 17-20, 2018  
 Last Blue Jays Series Sweep at Oakland (3 games): April 19-21, 2019  
 Last Blue Jays Series Sweep at Oakland (4 games): None  
 Last Blue Jays Series Sweep at Toronto (3 games): April 26-28, 2019  
 Last Blue Jays Series Sweep at Toronto (4 games): July 24-27, 2017  
 Most Runs in a Game by Oakland: 17 (twice), last: August 24, 2003 (17-2)  
 Most Runs in a Game by Toronto: 18, July 29, 1995 (18-11)  
 Widest Margin of Victory by Oakland: 16, July 25, 2012 (16-0)  
 Widest Margin of Victory by Toronto: 12 (twice), last: May 29, 2008 (12-0)

## YEAR-BY-YEAR SERIES RESULTS

Year	Home	Road	Totals
1977	2-3	5-0	7-3
1978	5-0	2-4	7-4
1979	2-4	2-4	4-8
1980	4-2	4-2	8-4
1981	6-0	4-2	10-2
1982	0-6	3-3	3-9
1983	4-2	2-4	6-6
1984	2-4	2-4	4-8
1985	2-4	3-3	5-7
1986	5-1	3-3	8-4
1987	3-3	4-2	7-5
1988	3-3	6-0	9-3
1989	4-2	3-3	7-5
1990	2-4	5-1	7-5
1991	3-3	3-3	6-6
1992	3-3	3-3	6-6

Year	Home	Road	Totals
1993	1-5	4-2	5-7
1994	2-1	3-0	5-1
1995	2-3	1-4	3-7
1996	1-5*	3-3	4-8
1997	4-1	2-4	6-5
1998	3-3	2-3	5-6
1999	2-2	6-0	8-2
2000	4-2	3-1	7-3
2001	2-1	4-2	6-3
2002	3-3	0-3	3-6
2003	2-1	3-1	5-2
2004	4-2	2-1	6-3
2005	4-3	1-2	5-5
2006	3-1	3-3	6-4
2007	2-4	3-0	5-4
2008	1-2	3-4	4-6

Year	Home	Road	Totals
2009	2-4	1-2	3-6
2010	2-1	1-3	3-4
2011	2-2	3-3	5-5
2012	3-3	2-1	5-4
2013	1-2	3-1	4-3
2014	4-0	0-3	4-3
2015	1-2	0-3	1-5
2016	2-1	1-2	3-3
2017	2-1	0-4	2-5
2018	3-0	4-0	7-0
2019	0-3	0-3	0-6
<b>Totals</b>	<b>112-102*</b>	<b>112-99</b>	<b>224-201</b>

\*includes 0-2 in Las Vegas

## SERIES BREAKDOWN

	W	L	PCT.
OAK vs. Blue Jays (1977-2019)	224	201	.527
<b>Totals</b>	<b>224</b>	<b>201</b>	<b>.527</b>
at the Coliseum	112	100	.528
at Rogers Centre	71	67	.514

## 2020 SCHEDULE

Dates	Site	Times
May 8-10	OAK	7:07, 6:07, 1:07
Aug. 27-30	TOR	4:07, 4:07, 12:07, 10:07

## 2019 RECAP

Date	H-A	W-L	Score	Winner	Loser
4/19	H	L	1-5	Stroman	Brooks
4/20	H	L	1-10	Gaviglio	Fiers
4/21	H	L	4-5	Hudson	B. Anderson
4/26	A	L	2-4	Giles	Petit
4/27	A	L	1-7	Sanchez	B. Anderson
4/28	A	L	4-5	Luciano	Treinen
<b>Totals</b>		<b>0-6</b>	<b>13-36</b>		

# ATLANTA BRAVES



National League East

Truist Park

755 Battery Avenue, SE

Atlanta, GA 30339

Switchboard: (404) 522-7630

Press Box: (404) 614-1463

Chairman.....Terry McGuirk  
 President & CEO, Atlanta Braves.....Derek Schiller  
 Executive Vice President, General Manager.....Alex Anthopoulos  
 Manager.....Brian Snitker  
 318-292 (4 seasons)  
 Director, Baseball Communications.....Jonathan Kerber (404) 614-1379  
 Manager, Baseball Communications.....Jared Burleyson (404) 614-1541  
 Director, Team Travel.....Jim Lovell (404) 614-1497  
 Stadium.....Truist Park  
 Capacity / Opened.....41,184 / 2017

## SERIES FACTS

Longest A's Winning Streak: 1 (four times), last: May 17, 2008  
 Longest Braves Winning Streak: 7, May 18, 2008-present  
 Last Braves Series Sweep at Oakland (3 games): June 30-July 2, 2017  
 Last Braves Series Sweep at Atlanta (3 games): August 15-17, 2014  
 Most Runs in a Game by Oakland: 11, June 12, 2005 (11-5)  
 Most Runs in a Game by Atlanta: 11, June 11, 2003 (11-6)  
 Widest Margin of Victory by Oakland: 6, June 12, 2005 (11-5)  
 Widest Margin of Victory by Atlanta: 5 (twice), last: August 15, 2014 (7-2)

## SERIES BREAKDOWN

	W	L	PCT.
OAK vs. Braves (2003-17)	4	11	.267
<b>Totals</b>	<b>4</b>	<b>11</b>	<b>.267</b>
at the Coliseum	1	5	.167
at Truist Park	0	0	—

## 2020 SCHEDULE

Dates	Site	Times
July 21-22	OAK	7:07, 12:37
Aug. 25-26	ATL	4:20, 4:20

## YEAR-BY-YEAR SERIES RESULTS

Year	Home	Road	Totals
2003	1-2	0-0	1-2
2005	0-0	2-1	2-1
2008	0-0	1-2	1-2
2014	0-0	0-3	0-3
2017	0-3	0-0	0-3
<b>Totals</b>	<b>1-5</b>	<b>3-6</b>	<b>4-11</b>

# MIAMI MARLINS



National League East

Marlins Park

501 Marlins Way

Miami, FL 33125

Switchboard: (305) 480-1300

Press Box: (305) 480-3631

FAX: (305) 480-3013

Chairman and Principal Owner.....Bruce Sherman  
 President, Baseball Operations.....Michael Hill  
 Manager.....Don Mattingly  
 722-733 (9 seasons)  
 276-370 (4 seasons with Miami)  
 Vice President, Communications & Broadcasting...Jason Latimer (305) 480-1390  
 Manager, Baseball Communications & Publications...Joe Vieira (305) 480-1396  
 Director, Team Travel.....Manny Colon (305) 480-2313  
 Stadium.....Marlins Park  
 Capacity / Opened.....37,446 / 2012

## SERIES FACTS

Longest A's Winning Streak: 3, June 27-29, 2014  
 Longest Marlins Winning Streak: 2 (twice), last: June 13, 2017-present  
 Last A's Series Sweep at Miami (3 games): June 27-29, 2014  
 Most Runs in a Game by Oakland: 9 (twice), last: May 23, 2017 (9-11)  
 Most Runs in a Game by Miami: 13, June 3, 2003 (13-2)  
 Widest Margin of Victory by Oakland: 6, June 22, 2008 (7-1)  
 Widest Margin of Victory by Miami: 11, June 3, 2003 (13-2)

## SERIES BREAKDOWN

	W	L	PCT.
OAK vs. Marlins (2003-17)	8	8	.500
<b>Totals</b>	<b>8</b>	<b>8</b>	<b>.500</b>
at the Coliseum	4	4	.500
at Marlins Park	3	2	.600

## 2020 SCHEDULE

Dates	Site	Times
June 29-July 1	OAK	7:07, 7:07, 12:37

## YEAR-BY-YEAR SERIES RESULTS

Year	Home	Road	Totals
2003	0-0	1-2	1-2
2008	2-1	0-0	2-1
2011	1-2	0-0	1-2
2014	0-0	3-0	3-0
2017	1-1	0-2	1-3
<b>Totals</b>	<b>4-4</b>	<b>4-4</b>	<b>8-8</b>

# NEW YORK METS



National League East  
Citi Field

41 Seaver Way  
Flushing, NY 11368

Switchboard: (718) 507-METS

Press Box: (718) 507-METS ext. 4518/4505

Media Relations: (718) 565-4330

Media Relations FAX: (718) 507-6395

Chairman of the Board & CEO .....Fred Wilpon  
President.....Saul B. Katz  
Executive Vice President & General Manager .....Brodie Van Wagenen  
Manager .....Luis Rojas

0-0 (1st season)  
Senior Director, Communications .....Ethan Weber (718) 803-4027  
Manager, Communications .....Zach Weber (718) 565-4322  
Director, Team Travel .....Brian Small (718) 803-4085  
Stadium.....Citi Field  
Capacity / Opened .....41,922 / 2009

## SERIES FACTS

Longest A's Winning Streak: 2 (twice), last: June 25-August 19, 2014  
Longest Mets Winning Streak: 4, June 16, 2005-June 24, 2007  
Last Mets Series Sweep at New York (3 games): June 22-24, 2007  
Most Runs in a Game by Oakland: 8, June 25, 2014 (8-5)  
Most Runs in a Game by New York: 10 (twice), last: June 24, 2014 (10-1)  
Widest Margin of Victory by Oakland: 5, June 14, 2005 (5-0)  
Widest Margin of Victory by New York: 9, June 24, 2014 (10-1)

## SERIES BREAKDOWN

	W	L	PCT.
OAK vs. Mets (2005-17)	6	10	.375
<b>Totals</b>	<b>6</b>	<b>10</b>	<b>.375</b>
at the Coliseum	3	2	.600
at Citi Field	3	5	.375

## 2020 SCHEDULE

Dates	Site	Times
Aug. 21-23	OAK	7:07, 6:37, 1:07

## YEAR-BY-YEAR SERIES RESULTS

Year	Home	Road	Totals
2005	2-1	0-0	2-1
2007	0-0	0-3	0-3
2011	0-0	1-2	1-2
2014	1-1	1-1	2-2
2017	0-0	1-2	1-2
<b>Totals</b>	<b>3-2</b>	<b>3-8</b>	<b>6-10</b>

# PHILADELPHIA PHILLIES



National League East  
Citizens Bank Park

One Citizens Bank Way  
Philadelphia, PA 19148

Switchboard: (215) 463-6000

Press Box: (215) 218-5264

Media Relations: (215) 463-6000

Managing Partner .....John Middleton  
President.....Andy McPhail  
Vice President & General Manager .....Matt Klentak  
Manager .....Joe Girardi  
988-794 (11 seasons)  
(1st season with Philadelphia)

Director, Communications .....Greg Casterio (215) 218-5297  
Manager, Baseball Communications .....Chris Ware (215) 218-5245  
Coordinator, Team Travel .....Jameson Hall (215) 218-5291  
Stadium.....Citizens Bank Park  
Capacity / Opened .....43,651 / 2004

## SERIES FACTS

Longest A's Winning Streak: 3, June 18, 2005-June 24, 2008  
Longest Phillies Winning Streak: 3, June 8, 2003-June 17, 2005  
Most Runs in a Game by Oakland: 8, September 21, 2014 (8-6)  
Most Runs in a Game by Philadelphia: 8, June 8, 2003 (8-3)  
Widest Margin of Victory by Oakland: 5, June 26, 2008 (5-0)  
Widest Margin of Victory by Philadelphia: 6, June 8, 2003 (7-1)

## SERIES BREAKDOWN

	W	L	PCT.
OAK vs. Phillies (2003-17)	10	8	.556
<b>Totals</b>	<b>10</b>	<b>8</b>	<b>.556</b>
at the Coliseum	6	3	.667
at Citizens Bank Park	3	3	.500

## 2020 SCHEDULE

Dates	Site	Times
June 12-14	PHI	4:05, 1:05, 10:05

## YEAR-BY-YEAR SERIES RESULTS

Year	Home	Road	Totals
2003	0-0	1-2	1-2
2005	2-1	0-0	2-1
2008	2-1	0-0	2-1
2011	0-0	1-2	1-2
2014	2-1	0-0	2-1
2017	0-0	2-1	2-1
<b>Totals</b>	<b>6-3</b>	<b>4-5</b>	<b>10-8</b>

# SAN FRANCISCO GIANTS



National League West  
 Oracle Park  
 24 Willie Mays Plaza  
 San Francisco, CA 94107  
 Switchboard: (415) 972-2000  
 Press Box: (415) 972-2450/2451  
 Media Relations: (415) 972-2445  
 Media Relations FAX: (415) 947-2800

President and Chief Executive Officer ..... Laurence M. Baer  
 President, Baseball Operations ..... Farhan Zaidi  
 Manager ..... Gabe Kapler  
 161-163 (2 seasons)  
 0-0 (1st season with Giants)  
 Vice President, Media Relations ..... Matt Chisholm (415) 972-2441  
 Senior Director, Broadcast Communications and Media Operations .....  
 Maria Jacinto (415) 972-2447  
 Manager, Media Relations ..... Megan Brown (415) 972-2440  
 Senior Director, Team Travel and Home Clubhouse Manager ..... Bret Alexander  
 Stadium ..... Oracle Park  
 Capacity / Opened ..... 41,314 / 2000

## SERIES FACTS

Longest A's Winning Streak: 7, June 8, 2007-June 27, 2008  
 Longest Giants Winning Streak: 6, June 11, 2010-May 22, 2011  
 Last A's Series Sweep at Oakland (2 games): July 7-8, 2014  
 Last A's Series Sweep at Oakland (3 games): June 17-19, 2011  
 Last A's Series Sweep at San Francisco (2 games): June 27-28, 2016  
 Last A's Series Sweep at San Francisco (3 games): June 13-15, 2008  
 Last Giants Series Sweep at Oakland (2 games): August 24-25, 2019  
 Last Giants Series Sweep at Oakland (3 games): None  
 Last Giants Series Sweep at San Francisco (3 games): July 24-26, 2015  
 Most Runs in a Game by Oakland: 16, June 26, 2005 (16-0)  
 Most Runs in a Game by San Francisco: 18, June 4, 2000 (18-2)  
 Widest Margin of Victory by Oakland: 16, June 26, 2005 (16-0)  
 Widest Margin of Victory by San Francisco: 16, June 4, 2000 (18-2)

## SERIES BREAKDOWN

	W	L	PCT.
OAK vs. Giants (1997-2019)	64	60	.516
<b>Totals</b>	<b>64</b>	<b>60</b>	<b>.516</b>
at the Coliseum	36	26	.581
at Oracle Park	24	31	.436

## 2020 SCHEDULE

Dates	Site	Times
June 6-7	OAK	7:07, 1:07
July 7-8	SF	6:45, 6:45

## 2019 RECAP

Date	H-A	W-L	Score	Winner	Loser
8/13	A	L	2-3	Bumgarner	B. Anderson
8/14	A	W	9-5	Bailey	Beede
8/24	H	L	5-10	Coonrod	Petit
8/25	H	L	4-5	Coonrod	Diekman
<b>Totals</b>	<b>1-3</b>	<b>20-23</b>			

## YEAR-BY-YEAR SERIES RESULTS

Year	Home	Road	Totals	Year	Home	Road	Totals	Year	Home	Road	Totals
1997	1-1	1-1	2-2	2005	3-0	1-2	4-2	2013	2-0	1-1	3-1
1998	0-2	2-0	2-2	2006	1-2	2-1	3-3	2014	2-0	1-1	3-1
1999	2-1	1-2	3-3	2007	2-1	3-0	5-1	2015	1-2	0-3	1-5
2000	2-1	1-2	3-3	2008	1-2	3-0	4-2	2016	1-1	2-0	3-1
2001	2-1	0-3	2-4	2009	1-2	0-3	1-5	2017	1-1	1-1	2-2
2002	2-1	2-1	4-2	2010	3-0	0-3	3-3	2018	2-1	2-1	4-2
2003	2-1	1-2	3-3	2011	3-0	0-3	3-3	2019	0-2	1-1	1-3
2004	1-2	2-1	3-3	2012	1-2	1-2	2-4	<b>Totals</b>	<b>36-26</b>	<b>28-34</b>	<b>64-60</b>

## DURING THE SPRING

The A's and Giants began playing Spring Training games in the Bay Area in 1983 and have played at least one game in Oakland and San Francisco every year except for 2000. Oakland is 49-41-2 (.543) in those games, which includes 21-15 (.583) in the Coliseum, 16-19-2 (.459) at Oracle Park and 12-7 (.632) at Candlestick Park. The A's have won 17 series, lost 13 and split six. For the last 16 years, the two clubs have played once in Oakland and twice in San Francisco, with the exception of 2014 when the game in Oakland was rained out. There have been four three-game sweeps, with the A's winning all three meetings in 1989 and 2019 and the Giants taking all three in 2011 and 2017.



# WASHINGTON NATIONALS



National League East  
 Nationals Park  
 1500 South Capitol St., SE  
 Washington, DC 20003  
 Switchboard: (202) 640-7000  
 Press Box: (202) 640-7710  
 FAX: (202) 640-7999

Managing Principal Owner..... Theodore N. Lerner  
 President of Baseball Operations and General Manager ..... Mike Rizzo  
 Manager ..... Dave Martinez  
 175-149 (2 seasons)  
 Senior Executive Director, Communications..Elizabeth Alexander (202) 640-7710  
 Director, Communications ..... Kyle Brostowitz (202) 640-7439  
 Vice President, Clubhouse Operations and Team Travel ..... Rob McDonald  
 Stadium ..... Nationals Park  
 Capacity / Opened ..... 41,506 / 2008

## SERIES FACTS

Longest A's Winning Streak: 3, May 9-11, 2014  
 Longest Nationals Winning Streak: 3, June 7-9, 2005  
 Last A's Series Sweep at Oakland (3 games): May 9-11, 2014  
 Last Nationals Series Sweep at Washington (3 games): June 7-9, 2005  
 Most Runs in a Game by Oakland: 10 (twice), last: June 4, 2017 (10-11)  
 Most Runs in a Game by Washington: 13, June 2, 2017 (13-3)  
 Widest Margin of Victory by Oakland: 8 (twice), last: May 11, 2014 (9-1)  
 Widest Margin of Victory by Washington: 10, June 2, 2017 (13-3)

## SERIES BREAKDOWN

	W	L	PCT.
OAK vs. Expos (2003)	3	0	1.000
OAK vs. Nationals (2005-17)	4	5	.444
<b>Totals</b>	<b>7</b>	<b>5</b>	<b>.583</b>
at the Coliseum (since 2005)	4	2	.667
at Nationals Park	0	0	—

## 2020 SCHEDULE

Dates	Site	Times
Aug. 10-12	WSH	4:05, 4:05, 4:05

## YEAR-BY-YEAR SERIES RESULTS

Year	Home	Road	Totals
2005	0-0	0-3	0-3
2014	3-0	0-0	3-0
2017	1-2	0-0	1-2
<b>Totals</b>	<b>4-2</b>	<b>0-3</b>	<b>4-5</b>

# THE A'S ELEPHANT

After helping form the American League in 1901, New York Giants manager John McGraw dismissed the A's with contempt by calling them "The White Elephants," implying Connie Mack should not be allowed to spend money without supervision. Mack defiantly adopted the White Elephant as the team insignia and in 1902, the Athletics won their first American League pennant.


The White Elephant remained the team's mascot and later that decade, made its first appearance on the A's team sweaters. In 1918, the Elephant saw its first game action when Mack had the pachyderm symbol (in blue with a white "A" inside) placed on the left sleeve of every player.

By 1920, Mack had fully adopted the Elephant as the team's symbol. The traditional "A" on front of the team's jersey was replaced by a blue elephant logo. After a few poor seasons, Mack decided change was in order. So, in 1924, the blue elephant was replaced by the traditional white elephant on the team's jersey and the A's played better ball for the next few years.

In 1928, Mack decided the elephant had worn out its brief welcome on the A's jersey fronts and replaced the logo with the familiar "A" on the uniform. The A's went on to win two World Championships and an AL crown in the next three years, although the resurgence was probably due more to the additions of Foxx, Simmons, Grove and Cochrane than the Elephant's absence.

That was the last year for the Elephant on the A's uniform until 1955, when the A's, now in Kansas City, added the patch to their uniform sleeves. However, when Charlie Finley purchased the team in the early 1960's, the Elephant was once again sent packing and replaced by, of all animals, a mule.

Prior to the 1988 season, the A's brought back a new, more aggressive A's Elephant. In 1995, the traditional A's Elephant was reincorporated into many of the team's promotional items and publications and is now a prominent feature on the A's uniform.





## NATIONAL BASEBALL HALL OF FAME AND MUSEUM

25 Main Street, Cooperstown, New York 13326

Phone: (607) 547-7200

Public Relations: (607) 547-0215

E-mail address: [info@baseballhall.org](mailto:info@baseballhall.org)

Website: [baseballhall.org](http://baseballhall.org)

Summer Hours: Memorial Day Weekend - Labor Day Weekend: 9 a.m. to 9 p.m.

Regular Hours: 9 a.m. to 5 p.m.

Holiday Closings: Thanksgiving Day, Christmas Day, and New Year's Day.

**DIRECTORY:** Jane Forbes Clark (Chairman), Joe Morgan (Vice Chairman), Tim Mead (President), Jeff Jones (Senior Vice President of Finance and Administration), Sean Gahagan (Vice President, Retail Merchandising & Licensing), Erik Strohl (Vice President, Exhibitions and Collections), Ken Meifert (Vice President, Sponsorship & Development)  
**RESEARCH AND LIBRARY CONTACTS:** Jim Gates (Librarian)  
**PR CONTACTS:** Jon Shestakofsky (Vice President, Communications & Education) and Craig Muder (Comm. Director)

### HALL OF FAME WEEKEND 2020: July 24-27

**Class of 2020:** Derek Jeter, Marvin Miller, Ted Simmons and Larry Walker

**Awards Presentation:** Sat. July 25, 4:30 p.m. ET **Induction:** Sun. July 26, 1:30 p.m. ET, Clark Sports Center

### ATHLETICS IN THE HALL OF FAME

A total of 41 players, managers and executives in the Hall of Fame spent some of their professional careers with the Philadelphia/Kansas City/Oakland Athletics, including 2019 electee Harold Baines. Fourteen of the 41 spent the majority of their careers in an Athletics uniform, including Frank Baker (1908-1914), Chief Bender (1903-1914), Mickey Cochrane (1925-1933), Dennis Ekersley (1987-1995), Rollie Fingers (1968-1976), Jimmie Foxx (1925-1935), Lefty Grove (1925-1933), Rickey Henderson (1979-1984, 1989-1993, 1994-1995, 1998), Catfish Hunter (1965-1974), Reggie Jackson (1967-1975, 1987), Connie Mack (1901-1950), Eddie Plank (1901-1914), Al Simmons (1924-1932) and Rube Waddell (1902-1907). For a complete list of Philadelphia/Kansas City/Oakland Athletics in the Hall of Fame, visit the "Hall of Famers" team pages at [www.baseballhall.org](http://www.baseballhall.org).

### NOTABLE ATHLETICS ARTIFACTS IN COOPERSTOWN

- Cap worn by Mike Fiers when he pitched a no-hitter against the Reds on May 7, 2019.
- Jersey worn by 2018 MLB home run leader Kris Davis when he hit his 44<sup>th</sup> and 45<sup>th</sup> home runs of the season on Sept. 21/
- Spikes worn by Dallas Braden during his perfect game against the Tampa Bay Rays May 9, 2010, along with a ball and a score sheet from the game.
- Ball pitched by Brad Ziegler on July 27, 2008, to record the out that set the mark for most innings pitched at the beginning of a major league career without allowing a run, and his spikes from the record-setting streak.
- Prototype ticket book for 2008 season.
- Jersey worn by pitcher Tim Hudson during the 2004 season.
- Ball hit by Scott Hatteberg for a game-winning home run in Oakland's AL record 20<sup>th</sup> straight win, in September 2002.
- Lineup card from American League-tying 19<sup>th</sup> consecutive win, in September 2002.
- Ball and glove from Randy Velarde's unassisted triple play on May 29, 2000; it was the 10<sup>th</sup> in history.
- Spikes worn by Rickey Henderson while breaking Lou Brock's single-season stolen base record in 1982.
- Ball from Catfish Hunter's perfect game on May 8, 1968.



Cap worn by Mike Fiers during his May 7, 2019, no-hitter.

### A LOOK AHEAD TO 2021

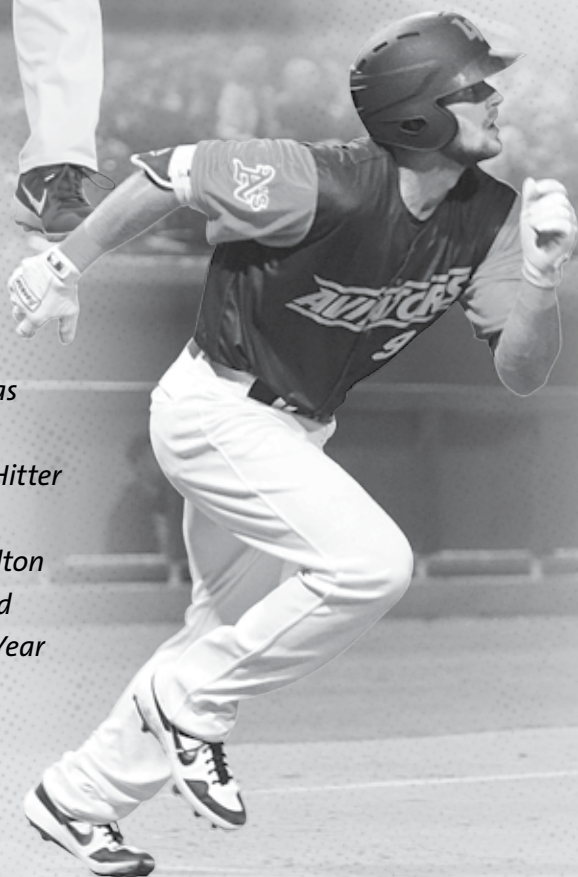
Ballots for the 2021 Hall of Fame/BBWAA election will be distributed following the 2020 season with results from the voting scheduled to be announced in January 2021. A partial list of first-year candidates for election includes Mark Buehrle, Tim Hudson, Torii Hunter and Aramis Ramirez. Historical information on past BBWAA elections and the election process can be accessed at [www.baseballhall.org](http://www.baseballhall.org) or by contacting the Hall of Fame Communications department.

### CONNECT TO COOPERSTOWN

- For up-to-the-minute news from Cooperstown, visit at [www.baseballhall.org](http://www.baseballhall.org). Stay up-to-date on all the activity at the Hall of Fame's official site and through social networking on Facebook, Instagram, Twitter and YouTube.
- If you would like to receive interesting stories and timely news items direct from the Hall of Fame and get the inside track on the latest happenings in Cooperstown, sign up for *Inside Pitch*. There's no cost to receive our weekly electronic newsletter in your e-mail box at home or work and it's easy to enroll: Just log on to [www.baseballhall.org/media/museum-facts](http://www.baseballhall.org/media/museum-facts).
- If you have an interest in receiving *Around The Horn*, the Hall's monthly media newsletter, please send an e-mail to [info@baseballhall.org](mailto:info@baseballhall.org). Be sure to include your name, name of organization and e-mail address. Or visit [www.baseballhall.org/media-info](http://www.baseballhall.org/media-info).

### RESEARCH ASSISTANCE

The Hall of Fame is pleased to provide assistance in baseball research and members of the media are encouraged to utilize this valuable baseball resource whenever necessary by calling the Public Relations department at (607) 547-0215, or the Library Reference desk at (607) 547-0330.



*Seth Brown was named the A's Organization Hitter of the Year in 2019 and Daulton Jefferies earned Pitcher of the Year honors.*

**PLAYER DEVELOPMENT**

# ATHLETICS MINOR LEAGUE DIRECTORY

## SCOUTING DIRECTORY

Assistant General Manager/Major League and International Operations	Dan Feinstein
Assistant General Manager, Director of Player Personnel	Billy Owens
Director of Scouting	Eric Kubota
Director of Latin American Operations	Raymond Abreu
Assistant Director of Scouting	Sean Rooney
Special Assistant to Scouting and International Operations	Steve Sharpe
Professional Scouts	Shooby Babitt, Jeff Bittiger, Grant Brittain, Dan Freed, Trevor Ryan, Will Schock, Tom Thomas, Mike Ziegler
West Coast Supervisor	Scott Kidd
Midwest Supervisor	Mark Adair
Midwest Supervisor	Armann Brown
East Coast Supervisor	Marc Sauer
Master Pitching Scout	John Hughes
Latin American Scouting Supervisor	Juan Mosquera
Coordinator, Pacific Rim	Adam Hislop
Assistant Director, Scouting & Baseball Operations	Haley Alvarez
Coordinator, Scouting & Baseball Operations	Greg Ledford

## PLAYER DEVELOPMENT DIRECTORY

Director of Player Development	Ed Sprague
Special Advisor, Player Development	Keith Lieppman
Special Assistant to the General Manager	Grady Fuson
Director of Minor League Operations	Zak Basch
Director of Baseball Administration	Pamela Pitts
Manager, Minor League Operations	Nancy Moriuchi
Minor League Hitting Coordinator	Jim Eppard
Minor League Pitching Coordinator	Gil Patterson
Minor League Infield Coordinator	Juan Navarrete
Minor League Outfield and Baserunning Coordinator	Steve Scarson
Minor League Catching Coordinator	Gabe Ortiz
Arizona Field Coordinator	Aaron Nieckula
Supervisor of Latin American Player Development	Eddie Menchaca
Throwing Performance Coach	Casey Upperman
Senior Coordinator of Medical Services	Larry Davis
Minor League Medical Coordinator	Nate Brooks
Minor League Rehab Coordinator	Travis Tims
Minor League Pitching Rehab Coordinator	Craig Lefferts
Latin American Medical Coordinator	Javier Alvidrez
Minor League Strength and Conditioning Coordinator	A.J. Seeliger
Minor League Assistant Strength and Conditioning Coordinator	Omar Hamed
Latin American Strength and Conditioning Coordinator	J.D. Howell
Major and Minor League Coordinator of EAP Services	Marc Strickland, PsyD
Assistant Minor League Coordinator of EAP Services	Ed Chavez
Assistant Minor League Coordinator of EAP Services	Jim Bauman
Manager, Minor League Equipment	Thomas Miller
Senior Coordinator of Educational and Cultural Programs	Kelvin Todd
Coordinator of Educational and Cultural Programs	Luis Victoria
Minor League Technology and Development Manager	Ed Gitlitz
Minor League Video Assistant	Taylor Schmid
Senior Facility Manager, Arizona	James Gibson
Arizona Clubhouse Manager	Chad Yaconetti
Arizona Clubhouse Assistant	Derek Smith
Arizona Clubhouse Assistant	Ty Ketterling
Head Groundskeeper, Arizona	Chad Huss
Assistant Groundskeeper, Arizona	Greg Hofer

## TERRITORIAL SCOUTS

Name	Territory	Resides
Steve Abney	Kansas, Nebraska, Missouri, Arkansas, Iowa	Lawrence, KS
Anthony Aliotti	Southern California	Los Angeles, CA
Anthony Aloisi	Alabama, Florida Panhandle, Tennessee	Nashville, TN
Neil Avent	North Carolina, South Carolina	Charlotte, NC
Jim Coffman	Alaska, Idaho, Montana, Oregon, Washington	Portland, OR

Steve Cohen	South Texas .....	Spring, TX
Ruben Escalera	Puerto Rico .....	Carolina, PR
Tripp Faulk	DC, Delaware, Maryland, Virginia, West Virginia .....	Richmond, VA
Julio Franco	South Florida .....	Weston, FL
Matt Higginson	Canada, Western New York, Pennsylvania .....	Grimsby, ON
Derek Lee	Illinois, Minnesota, North Dakota, South Dakota, Wisconsin .....	Frankfort, IL
Kevin Mello	Northern California, Northern Nevada .....	El Cerrito, CA
Kelcey Mucker	Louisiana, Mississippi, West Tennessee .....	Baton Rouge, LA
Chris Reilly	Oklahoma, North Texas .....	Rockwall, TX
Trevor Schaffer	Florida .....	Belleair, FL
Rich Sparks	Indiana, Kentucky, Michigan, Ohio .....	Macomb Township, MI
Jemel Spearman	Georgia, North Florida .....	Cumming, GA
Dillon Tung	Southern California .....	Los Angeles, CA
Jeff Urlaub	Arizona, Colorado, Southern Nevada, New Mexico, Utah, Wyoming .....	Phoenix, AZ
Ron Vaughn	New Jersey, New England, Eastern New York .....	Windsor, CT

**INTERNATIONAL SCOUTS**

<u>Territory</u>	<u>Name</u>
Dominican Republic .....	Yendri Bachelor, Juan Carlos De La Cruz, Angel Eusebio, Wilfredo Magallanes, Amaury Reyes
Venezuela .....	Daniel Tovar, Ruben Barradas, Andri Garcia, Argenis Paez, Oswaldo Troconis, Juan Carlos Villanueva
Australia .....	Dan Betreen
Colombia .....	Tito Quintero
Japan .....	Toshiyuki Tomizuka
South Korea .....	Lewis Kim

**ATHLETICS SCOUTING ASSIGNMENTS**



**Steve Abney**  
KS, NE, MO, AR, IO



**Mark Adair**  
Midwest Supervisor



**Anthony Aliotti**  
Southern CA



**Anthony Aloisi**  
AL, FL Panhandle, TN



**Neil Avent**  
NC, SC



**Shooty Babitt**  
Professional Scout



**Jeff Bittiger**  
Professional Scout



**Grant Brittain**  
Professional Scout



**Armann Brown**  
Midwest Supervisor



**Jim Coffman**  
AK, ID, MT, OR, WA



**Steve Cohen**  
South TX



**Ruben Escalera**  
Puerto Rico



**Tripp Faulk**  
DC, DE, MD, VA, WV



**Julio Franco**  
So. FL



**Dan Freed**  
Professional Scout



**Matt Higginson**  
Canada, Western  
NY, PA



**John Hughes**  
Master Pitching  
Scout



**Scott Kidd**  
West Coast  
Supervisor

PLAYER DEVELOPMENT

## Athletics Scouting Assignments, continued



**Derek Lee**  
IL, MN, ND, SD, WI



**Kevin Mello**  
No. CA, No. NV



**Kelcey Mucker**  
LA, MS, West TN



**Chris Reilly**  
OK, North TX



**Sean Rooney**  
Assistant Director of Scouting



**Trevor Ryan**  
Professional Scout



**Marc Sauer**  
East Coast Supervisor



**Trevor Schaffer**  
FL



**Will Schock**  
Professional Scout



**Rich Sparks**  
IN, KY, MI, OH



**Jemel Spearman**  
GA, No. FL



**Tom Thomas**  
Professional Scout



**Dillon Tung**  
So. CA



**Jeff Urlaub**  
AZ, CO, So. NV, NM,  
UT, WY



**Ron Vaughn**  
NJ, New England,  
E. NY



**Mike Ziegler**  
Professional Scout

### A'S RECENT MINOR LEAGUE AFFILIATES

Year	Triple-A	Double-A	Single-A	Short Season Single-A	Rookie	
2019	Las Vegas	Midland	Stockton	Beloit	Vermont	Arizona (2)
2018	Nashville	Midland	Stockton	Beloit	Vermont	Arizona
2017	Nashville	Midland	Stockton	Beloit	Vermont	Arizona
2016	Nashville	Midland	Stockton	Beloit	Vermont	Arizona
2015	Nashville	Midland	Stockton	Beloit	Vermont	Arizona
2014	Sacramento	Midland	Stockton	Beloit	Vermont	Arizona
2013	Sacramento	Midland	Stockton	Beloit	Vermont	Arizona
2012	Sacramento	Midland	Stockton	Burlington	Vermont	Arizona
2011	Sacramento	Midland	Stockton	Burlington	Vermont	Arizona
2010	Sacramento	Midland	Stockton	Kane County	Vancouver	Arizona
2009	Sacramento	Midland	Stockton	Kane County	Vancouver	Arizona
2008	Sacramento	Midland	Stockton	Kane County	Vancouver	Arizona
2007	Sacramento	Midland	Stockton	Kane County	Vancouver	Arizona
2006	Sacramento	Midland	Stockton	Kane County	Vancouver	Arizona
2005	Sacramento	Midland	Stockton	Kane County	Vancouver	Arizona
2004	Sacramento	Midland	Modesto	Kane County	Vancouver	Arizona
2003	Sacramento	Midland	Modesto	Kane County	Vancouver	Arizona
2002	Sacramento	Midland	Modesto	Visalia	Vancouver	Arizona
2001	Sacramento	Midland	Modesto	Visalia	Vancouver	Arizona
2000	Sacramento	Midland	Modesto	Visalia	Vancouver	Arizona
1999	Vancouver	Midland	Modesto	Visalia	Southern Oregon	Arizona
1998	Edmonton	Huntsville	Modesto	Visalia	Southern Oregon	Arizona
1997	Edmonton	Huntsville	Modesto	Visalia	Southern Oregon	Arizona
1996	Edmonton	Huntsville	Modesto	West Michigan	Southern Oregon	Arizona
1995	Edmonton	Huntsville	Modesto	West Michigan	Southern Oregon	Arizona

# ATHLETICS MINOR LEAGUE AFFILIATES

## LAS VEGAS AVIATORS (TRIPLE-A)

Las Vegas Ballpark  
1650 S. Pavilion Center Drive  
Las Vegas, NV 89135  
(702) 943-7200  
FAX: 943-7214

[www.aviatorslv.com](http://www.aviatorslv.com)

**League:** Pacific Coast League  
**President/CEO:** Don Logan  
**General Manager:** Chuck Johnson  
**Media Relations:** Jim Gemma  
[jgemma@aviatorslv.com](mailto:jgemma@aviatorslv.com); (702) 943-7226  
**Manager:** Fran Riordan  
**Pitching Coach:** Rick Rodriguez  
**Hitting Coach:** Todd Steverson  
**Coach:** Hiram Bocachica  
**Athletic Trainer:** Justin Whitehouse  
**Assistant Athletic Trainer:** Tony Leo  
**Strength and Conditioning:** Henry Torres



## MIDLAND ROCKHOUNDS (DOUBLE-A)

Security Bank Ballpark  
5514 Champions Drive  
Midland, TX 79706  
(432) 520-2255  
FAX: 520-8326

[www.midlandrockhounds.org](http://www.midlandrockhounds.org)

**League:** Texas League  
**Principal Owners:** Miles Prentice, Bob Richmond  
**President:** Miles Prentice  
**General Manager:** Monty Hoppel  
**Media Relations:** Nathan Hymel  
[nhymel@midlandrockhounds.org](mailto:nhymel@midlandrockhounds.org); (432) 520-2255  
**Manager:** Scott Steinmann  
**Pitching Coach:** Steve Connelly  
**Hitting Coach:** Tommy Everidge  
**Coach:** Juan Dilone  
**Athletic Trainer:** Shane Zdebiak  
**Strength and Conditioning:** Matt Mosiman



## STOCKTON PORTS (SINGLE-A)

Banner Island Ballpark  
404 West Fremont Street  
Stockton, CA 95203  
(209) 644-1900  
FAX: 644-1931

[www.stocktonports.com](http://www.stocktonports.com)

**League:** California League  
**Chairman/CEO:** Tom Volpe  
**President:** Pat Filippone  
**General Manager:** TBA  
**Media Relations:** Alec Henden  
[ahenden@stocktonports.com](mailto:ahenden@stocktonports.com); (209) 644-1953  
**Manager:** Bobby Crosby  
**Pitching Coach:** Chris Smith  
**Hitting Coach:** Brian McArn  
**Coach:** Javier Herrera  
**Athletic Trainer:** Nick Voelker  
**Strength and Conditioning:** Connor Hughes



## BELOIT SNAPPERS (SINGLE-A)

Pohlman Field  
2301 Skyline Drive  
Beloit, WI 53511  
(608) 362-2272  
FAX: 362-0418

[www.snappersbaseball.com](http://www.snappersbaseball.com)

**League:** Midwest League  
**President:** Dennis Conerton  
**General Manager:** Jeff Gray  
**Media Relations:** Benjamin Vigliarolo  
[bvigliarolo@snappersbaseball.com](mailto:bvigliarolo@snappersbaseball.com); (608) 362-2272  
**Manager:** Lloyd Turner  
**Pitching Coach:** Don Schulze  
**Hitting Coach:** Javier Godard  
**Coach:** Craig Konkin  
**Athletic Trainer:** Brian "Doc" Thorson  
**Strength and Conditioning:** Kevin Guild



## VERMONT LAKE MONSTERS (SHORT-A)

Centennial Field  
1 King Street Ferry Dock  
Burlington, VT 05401  
(802) 655-4200  
FAX: 655-5660

[www.vermontlakemonsters.com](http://www.vermontlakemonsters.com)

**League:** New York-Penn League  
**Principal Owner/President:** Ray Pecor  
**Vice President:** Kyle Bostwick  
**General Manager:** Joe Doud  
**Media Relations:** Paul Stanfield  
[paul.lakemonsters@hotmail.com](mailto:paul.lakemonsters@hotmail.com); (802) 363-8586  
**Manager:** Rick Magnante  
**Pitching Coach:** Carlos Chavez  
**Hitting Coach:** Francisco Santana  
**Coach:** Rico Brogna  
**Athletic Trainer:** Toshi Nagahara  
**Strength and Conditioning:** TBA



## ARIZONA A'S (ROOKIE)

Lew Wolff Training  
Complex at Fitch Park  
160 E. Athletics Way  
Mesa, AZ 85201  
(480) 387-5800  
FAX: (480) 387-5830  
**League:** Arizona League



## GREEN

**Manager:** Anthony Phillips  
**Pitching Coach:** Bryan Corey  
**Hitting Coach:** Ruben Escalera  
**Coach:** Adam Rosales  
**Athletic Trainer:** Chris Lessner

## GOLD

**Manager:** Webster Garrison  
**Pitching Coach:** Gabriel Ozuna  
**Hitting Coach:** Kevin Kouzmanoff  
**Coach:** Eddie Menchaca  
**Athletic Trainer:** Jake Routhier  
**Strength & Conditioning:** Scott Smith

## MINOR LEAGUE FIELD STAFF

### JIM EPPARD

#### Minor League Hitting Coordinator



Originally drafted by the A's in the 13th round of the 1982 draft out of Cal, Jim Eppard rejoined the A's in 2016 as the organization's minor league hitting coordinator. Prior to that, he spent two seasons as assistant hitting coordinator for Los Angeles (AL) after serving as the club's hitting coach from May 15, 2012 through the end of the 2013 season. Before coaching the big league squad, he served as hitting coach at Triple-A Salt Lake for nine-plus seasons from 2003-12. Prior to joining the Angels organization, he spent eight seasons in the Rockies minor league system as hitting coach for Triple-A Colorado Springs (2000-02) and as manager at three different Rockies affiliates from 1995-99.

As a player, he spent 12 years in pro baseball, including four as a Major Leaguer with the Angels and Blue Jays. He hit .281 in 82 career Major League games and is a lifetime .310 hitter in 1,199 minor league games, winning four minor league batting titles in four different leagues.

Jim lives in Rapid City, S.D., with his wife Lou Ann. They have a daughter, Hannah.

### GIL PATTERSON

#### Minor League Pitching Coordinator



Gil Patterson returns for his fifth season of his third stint as the A's minor league pitching coordinator after spending the previous three seasons in similar roles with the New York Yankees (2013-15). He previously held this position with the A's in 1996 and from 2008-12. Prior to his second stint with the A's, he spent three years coaching in the Yankees minor league system with the GCL Yankees (2006-07) and Triple-A Columbus (2005).

He has also served as Toronto's bullpen coach in 2001 and its pitching coach from 2002-04, after serving as the Arizona minor league pitching coordinator from 1997-2000. Patterson originally joined the Oakland organization in 1991, coaching in the Arizona Rookie League in Scottsdale. He coached for the A's Single-A affiliate in Madison from 1992-93, Single-A West Michigan in 1994 and the Rookie League Scottsdale A's in 1995 before his first stint as the roving minor league pitching instructor in 1996.

He began his coaching career at Triple-A Columbus and Single-A Oneonta with the New York Yankees organization in 1984. Patterson was the Yankees first selection of the secondary phase of the 1975 June draft. He made his professional debut that year with Single-A Oneonta, leading the New York-Penn League in strikeouts (97). Patterson tossed a no-hitter on June 28, 1976 with Double-A West Haven before being promoted to Triple-A Syracuse. He opened the 1977 season in Syracuse before making his Major League debut with the Yankees at age 21. He appeared in 10 games (six starts) with the eventual World Series champions in 1977 while posting a 1-2 record and 5.45 ERA.

Patterson suffered a torn rotator cuff and spent considerable time on the disabled list in 1978 and 1979. He pitched in the Yankees minor league system in 1980-81 and the San Francisco Giants organization in 1982 before having career-ending Tommy John surgery following Spring Training in 1983. In total, Patterson underwent eight operations during his career.

Patterson makes his offseason home in Odessa, Fla., with his wife, Jan. The couple has four children — Brandy, Raquel, Kyle and G.T.

### COLISEUM BATTING PRACTICE SCHEDULE

	12:37 Game Time	1:07 Game Time	6:07 Game Time	7:07 Game Time
A's Hit	Until 11:00	Until 11:30	Until 4:30	Until 5:30
Visitors Hit	11:00 – 11:40	11:30 – 12:10	4:30-5:10	5:30 – 6:10
A's Infield	11:40 – 11:50	12:10 – 12:20	5:10-5:20	6:10 – 6:20
Visitors Infield	11:50 – 12:00	12:20 – 12:30	5:20-5:30	6:20 – 6:30




## JUAN NAVARRETE

### Minor League Infield Coordinator

Juan Navarrete is in his first season as the A's minor league infield coordinator after spending three seasons as the minor league defensive coordinator; two seasons as the minor league defensive, baserunning and bunting coordinator; 12 seasons as minor league roving infield instructor; and two years as minor league roving hitting instructor. Navarrete spent the previous seven seasons as a minor league manager and compiled a 390-338 (.536) record during that span. In his first two seasons as a manager for the A's Arizona Rookie League team (1995-97), he earned manager and co-manager of the year honors after guiding the team to first- and second-place finishes, respectively. Navarrete was promoted to Single-A Modesto in 1998 and took over the managerial duties at Single-A Visalia in 1999, where he guided the Oaks to playoff appearances in two of his three seasons.

A former infielder, Navarrete's playing career spanned 21 years (1970-90). He spent the majority of his career with the Saltillo Saraperos of the Mexican League as a player (1970-71; 78-82) and as a player-manager (1983-85). Navarrete was an eight-time All-Star and a member of Saltillo's 1980 championship squad. He also played six seasons in the Montreal organization (1972-77). Navarrete spent his winters in the Mexican-Pacific Winter League (1972-90) and is among the all-time leaders in various statistical categories. In 1998, Navarrete was inducted into the Mexican Baseball Hall of Fame.

Navarrete makes his home in San Tan Valley, Ariz., with his wife, Maria, and two daughters, Airam and Ana.



## STEVE SCARSONE


### Minor League Outfield and Baserunning Coordinator

Steve Scarsonne enters his first season as minor league outfield and baserunning coordinator after serving as minor league roving infield and baserunning instructor in 2019 and as a traveling instructor from 2017-19.

Prior to working as a traveling instructor, he served four seasons as the manager of the A's top minor league affiliate, including earning the Pacific Coast League's Manager of the Year Award in 2016. Scarsonne previously managed Midland (2011-12), Stockton (2010) and Kane County (2009) in the A's system, as well as Lancaster (2002) and South Bend (2001). He also served as Oakland's interim third base coach for the last half of the 2017 season.

Scarsonne played seven seasons as a Major League utility infielder with Philadelphia (1992), Baltimore (1992), San Francisco (1993-96), St. Louis (1997) and Kansas City (1999). He had his best season in 1995, batting .266 with 11 home runs and 29 RBI for the Giants. Scarsonne was originally drafted by Philadelphia in the 2nd round of the 1986 draft. He played six seasons in the minors before making his Major League debut with the Phillies in 1992.

Scarsonne makes his offseason home in Scottsdale, Ariz., with his wife, Becki. The couple has two children, a daughter, Leah, and son, Ty.



## GABE ORTIZ

### Minor League Catching Coordinator

Gabe Ortiz enters his first season as minor league catching coordinator and his 14th with the A's organization, which includes five years as a player.

He joined the organization at 20 years old and spent five seasons as a catcher in the A's system. He reached as high as Double-A Midland and was a career .238 hitter with eight homers in 146 games. He has been part of the AZL A's coaching staff as general assignment coach since 2012.

Ortiz resides in Gilbert, Ariz., with his wife, Gerri, and children, Gabriel Jr., Gavin and Genevieve.



## AARON NIECKULA

### Arizona Field Coordinator

Aaron Nieckula enters his first season as the A's Arizona field coordinator, overseeing on-field instruction for Arizona-based programs, after serving as minor league spring training coordinator in 2019.

Nieckula has also managed in the A's farm system, most recently at Short-Season Vermont (2015-19). He also managed Double-A Midland (2013-14), Single-A Burlington from 2011-12, Single-A Stockton (2009) and Kane County (2006-08; 2010). Nieckula guided the Rockhounds to the Texas League championship in 2014, the Bees to playoff appearances in 2011-12, and the Cougars to the Midwest League championship series in 2006. He served as hitting coach for Kane County during the 2004-05 seasons.

Nieckula was drafted by the Oakland A's in the 22nd round of the 1998 First Year Player Draft out of the University of Illinois. The former catcher spent four seasons with the A's organization (1998-2001) before finishing his playing career with the San Francisco organization in 2002. He played in 319 minor league games, recording a .257 batting average with 12 homers and 130 RBI.

Nieckula resides in Yorkville, Ill. with his wife, Renee, and three daughters, Ariyana, Hailey and Trinity.



## EDDIE MENCHACA

### Supervisor of Latin America Player Development

Eddie Menchaca enters his second season as the supervisor of Latin American player development. He joined the A's organization in 2018 as manager for the A's affiliate in the Arizona Rookie League and spent two seasons in that role.

Menchaca was a 36th round draft choice out of South Mountain Community College (Phoenix, Ariz.) by the Seattle Mariners in 1999. The infielder played five seasons of affiliated baseball, reaching as high as Double-A San Antonio with the club in 2005.

He resides in Phoenix, Ariz., with his two boys, Jonathan and Anthony.



## CASEY UPPERMAN

### Throwing Performance Coach

Casey Upperman enters his first season as Throwing Performance Coach and his first season with the Athletics organization.

Drafted in the 47th round of the 2010 MLB First-Year Player Draft by the Arizona Diamondbacks, Upperman played professionally with the Arizona, Washington and Baltimore organizations, as well as with the Normal Cornbelters and Cleburne Railroaders of the American Association from 2010 to 2017.

Upperman was born and raised in Phoenix, Ariz., and attended Notre Dame Preparatory in Scottsdale, Ariz., and Yavapai College in Prescott, Ariz. He currently owns a training facility in Phoenix, Rotational Athlete Solutions, where he trains pitchers and golfers.

Upperman resides in Phoenix with his two dogs, Fitz and Floyd.



## LARRY DAVIS

### Senior Coordinator of Medical Services

Larry Davis begins his 48th season with the A's organization and his fourth as senior coordinator of medical services. He spent the previous nine seasons as coordinator of medical services. Davis oversees and administrates all health and injury issues throughout the organization.

Before his current post, Davis served 10 seasons (1998-2007) as the A's head trainer and 14 previous years (1984-97) as an assistant trainer for the big league club. A native of Tucson, Ariz., Davis attended the University of Arizona where he majored in physical edu-



cation. He began his baseball career in 1973 as the head trainer, traveling secretary and equipment manager of the Tucson Toros, then Oakland's Triple-A affiliate. He remained in that capacity for 11 seasons as the affiliate moved to San Jose, Vancouver, Ogden and Tacoma.

Larry makes his home in Mesa, Ariz., with his wife, Suzi.

## NATE BROOKS

### Minor League Medical Coordinator

Nate Brooks enters his fourth season as the A's minor league medical coordinator after spending the previous four seasons as the organization's minor league rehab coordinator. This is Brooks' 16th season in the A's organization, previously serving as the trainer for Single-A Stockton (2010-12), Single-A Kane County (2008-09), Short-Season Vancouver (2006-07) and the Rookie-Level Arizona A's (2005).

Brooks earned his undergraduate degree in exercise science from Murray State in 2002, and his master's degree in biomechanics from Auburn in 2005. He is a certified member of the National Athletic Trainers' Association.

Brooks resides in Phoenix, Ariz., with his wife, Sarah, and son, Cad.



## TRAVIS TIMS

### Minor League Rehab Coordinator

Travis Tims is in his fourth season as the A's minor league rehab coordinator. He spent nine seasons in the A's farm system as athletic trainer with Short-Season Vancouver (2008-10), Short-Season Vermont (2011), Single-A Burlington (2012) and Single-A Stockton (2013-16). He was named athletic trainer of the year in the Northwest League in 2010 and California League in 2015.

Tims began his career as an intern with the Seattle Mariners Arizona Rookie League team in 2007.

Tims obtained his degree in exercise and sports science at Oregon State University. He is a native of Santa Fe, N.M., and currently resides in Gilbert, Ariz., with his wife, Katelyn, and daughter, Charlotte.



## CRAIG LEFFERTS

### Minor League Pitching Rehab Coordinator

Former Major League pitcher Craig Lefferts returns for his sixth season as minor league pitching rehab coordinator after spending 12 seasons as a pitching coach in Oakland's minor league system with Double-A Midland (2003), Short-Season Vancouver (2004-2010), Single-A Stockton (2011-12) and Short-Season Vermont (2013-14). Additionally, Lefferts served in the same capacity at Tennessee (2000-02) and Medicine Hat (1999) in the Toronto Blue Jays system.

In his 12-year Major League career, Lefferts compiled a 58-72 record with a 3.43 ERA, which included stints with the Cubs, Padres, Giants, Orioles, Rangers and Angels. A 9th-round selection by the Cubs in 1980, Lefferts made his Major League debut with Chicago in 1983. In 1984, Lefferts posted a career-best 2.13 ERA for the National League West Division champion Padres and tossed 10 scoreless innings in six postseason appearances. He was the winning pitcher in the final two NLCS games against Chicago and earned the save in the Padres only World Series victory against Detroit.

In 1987, Lefferts made 44 appearances for San Francisco, including three scoreless outings in the NLCS against St. Louis. In 1989, he matched Gary Lavelle's team record for saves by a left-handed pitcher with 20 and appeared in five postseason games, making two appearances in the NLCS against Chicago and three against the A's in the World Series. After recording 23 saves in 1991, he was converted to a starter in 1992 and finished 13-9 with a 3.69 ERA in 27 starts for the Padres. Lefferts retired after making 30 appearances for the California Angels during the 1994 season.

Lefferts and his wife, Wendy, reside in Scottsdale, Ariz., with their five children, Brock, Brady, Taylor, Tanner and Lindsay.



## JAVIER ALVIDREZ

### Latin American Medical Coordinator

Javier Alvidrez enters his third season as Latin American medical coordinator for the Athletics. This is his second stint in the A's organization, having served as a minor league athletic trainer for eight seasons (2000-07), making stops with the AZL Athletics (2000-03), Single-A Modesto (2004) and Double-A Midland (2005-07). He then spent five seasons in the New York Yankees system (2008-12) and five with Seattle as the Mariners Latin America Athletic Training Coordinator (2013-17).

A native of El Paso, Texas, Alvidrez resides in Sun City, Ariz., with his wife, Faviola, and their two daughters, Victoria and Emilia.



## AJ SEELIGER

### Minor League Strength and Conditioning Coordinator

AJ Seeliger joined the Athletics organization in 2013 and is entering his eighth season with the club. Prior to joining the A's, Seeliger spent one season with the Marlins in 2012.

Seeliger earned his bachelor's degree from Washington State University and his master's from A.T. Still University in Kirksville, Mo.

A native of Winnemucca, Nev., Seeliger currently resides in Gilbert, Ariz., with his wife, Ashlie, and son, Samuel.



## OMAR HAMED

### Assistant Minor League Strength and Conditioning Coordinator

Omar Hamed is entering his seventh season in the A's organization. During the offseason, Hamed helps MLB develop its strength & conditioning programs around the world. Prior to joining the Athletics, he spent one season in the Los Angeles Dodgers organization in 2009. Hamed graduated Magna Cum Laude from the Inter-American University of Puerto Rico before earning his master's in Nutrition and Human Performance from Logan University in Chesterfield, Mo.

Hamed resides in Gilbert, Ariz., with his wife, Coraliz, their son, Yadier, and their dog, Malia.



## JD HOWELL

### Latin American Strength and Conditioning Coordinator

JD Howell enters his eighth season with the Oakland Athletics. In the year prior to joining the A's, Howell interned with Stanford University and Albright College in Reading, Pa.

Howell graduated from East Stroudsburg University in East Stroudsburg, Pa., where he played football and majored in exercise science.

A native of Northampton, Penn., Howell currently resides in Phoenix, Ariz., with his wife, Emily



## ED GITLITZ

### Minor League Technology and Development Manager

Ed Gitlitz enters his fourth season as the minor league technology and development manager. He previously worked as a video intern with the Milwaukee Brewers (2011), Toronto Blue Jays (2012), Los Angeles Dodgers (2013-2014), Arizona Diamondbacks (2015) and Synergy Sports Tech (2016) before joining the A's.

He is a dual major from SUNY Cortland with a BA in Political Science and Sports Management and a Masters of Science in Sports Management.



Originally from New City, N.Y., Ed resides in Litchfield Park, Ariz., with his wife, Kristin, daughter, Rebecca, and dog, Kevin.

## CHAD HUSS

### Head Groundskeeper, Arizona



Chad Huss enters his 22nd season in the Athletics organization as the Arizona head groundskeeper. Prior to joining the A's organization, Huss worked for the Wisconsin Timber Rattlers of the Midwest League from 1995-1997. During his time with the Timber Rattlers, Huss was named Midwest League Groundskeeper of the Year in 1996 and 1997.

Originally from Kaukauna, Wis., Huss was a two-sport athlete in high school before going on to play college basketball at UW Fox Valley. His basketball coach was current MLB crew chief Gerry Davis. Davis helped him start his baseball groundskeeping career with the Timber Rattlers.

He currently lives in Chandler, Ariz., with his wife, Laurisa, and three daughters, Katelyn, Ava and Alexis.

### A'S FIRST ROUND DRAFT PICKS

1965 Rick Monday, OF	1986 Scott Hemond, C	2003 Brad Sullivan, RHP
1966 Reggie Jackson, OF	1987 Lee Tinsley, OF	Brian Snyder, 3B (11)
1967 Brian Bickerton, LHP	1988 Stan Royer, 3B	2004 Landon Powell, C (12)
1968 Pete Broberg, RHP*	1989 None (3)	Richie Robnett, OF
1969 Dan Stanhouse, RHP/SS	1990 Todd Van Poppel, RHP (4)	2005 Cliff Pennington, SS
1970 Dan Ford, OF	Don Peters, RHP	2006 None (13)
1971 William Daniels, RHP	1991 Brent Gates, SS	2007 James Simmons, RHP
1972 Chet Lemon, SS	1992 Benji Grigsby, RHP	2008 Jemile Weeks, 2B
1973 Randy Scarbery, RHP	1993 John Wasdin, RHP	2009 Grant Green, SS
1974 Jerry Johnson, C*	1994 Ben Grieve, OF	2010 Michael Choice, OF
1975 Bruce Robinson, C	1995 Ariel Prieto, RHP	2011 Sonny Gray, RHP
1976 Mike Sullivan, RHP*	1996 Eric Chavez, SS	2012 Addison Russell, SS
1977 Craig Harris, RHP	1997 Chris Enochs, RHP	2013 Billy McKinney, OF
1978 Mike Morgan, RHP	Eric DuBose, LHP (5)	2014 Matt Chapman, 3B
Tim Conroy, LHP (1)	1998 Mark Mulder, LHP	2015 Richie Martin, SS
1979 Juan Bustabad, INF*	1999 Barry Zito, LHP	2016 A.J. Puk, LHP
1980 Mike King, LHP	2000 None (6)	2017 Austin Beck, CF
1981 Tim Pyznarski, 3B	2001 Bobby Crosby, SS	2018 Kyler Murray, CF
1982 None (2)	Jeremy Bonderman, RHP (7)	2019 Logan Davidson, SS
1983 Stan Hilton, RHP	2002 Nick Swisher, OF (8)	
1984 Mark McGwire, 1B	Joe Blanton, RHP (9)	
1985 Walt Weiss, SS	John McCurdy, SS	
	Ben Fritz, RHP (10)	

\* Did not sign with A's

- (1) Compensation for the loss of free agent Mike Jorgensen
- (2) Choice to Boston as compensation for Joe Rudi
- (3) Choice to Seattle as compensation for Mike Moore
- (4) Compensation for the loss of free agent Dave Parker
- (5) Compensation for the loss of free agent Mike Bordick
- (6) Choice to Anaheim as compensation for Mike Magnante
- (7) Compensation for the loss of free agent Kevin Appier
- (8) Compensation for the loss of free agent Johnny Damon
- (9) Compensation for the loss of free agent Jason Giambi

(10) Compensation for the loss of free agent Jason Istringhausen

- (11) Compensation for the loss of free agent Ray Durham
- (12) Compensation for the loss of free agent Keith Foulke
- (13) Choice to Washington as compensation for Esteban Loaiza

# LAS VEGAS AVIATORS STAFF

## FRAN RIORDAN

### Manager

Fran Riordan enters his second season as manager of Las Vegas and third season in charge of the A's highest affiliate. He served in the same capacity at Double-A Midland in 2017 and Single-A Beloit the previous two seasons (2015-16). Prior to joining the A's organization, he spent four seasons as manager of the Florence Freedom of the Frontier League of Professional Baseball. He led the team to two playoff berths and is second all-time in Frontier League wins with 625.

Before joining Florence, Riordan managed the Northern League's Lake County Fielders (2010) and Kalamazoo Kings (2004-09), leading the Kings to the 2005 Frontier League title. He also served as a player-manager in the Frontier League from 2000-02, leading the Richmond Roosters to back-to-back league championships in 2001 and 2002.

Riordan made his professional baseball debut in 1997 after playing collegiately at Allegheny College, and enjoyed a seven-year playing career. He resides in Buffalo, N.Y., with his wife, Cassie, and children, Brooke, Sadie and Trent.



### MANAGERIAL RECORD

Year	Team	League	Record	Finish
2000	Dubois County	Frontier League (Independent)	35-47	5th
2001	Richmond	Frontier League (Independent)	49-35	2nd
2002	Richmond	Frontier League (Independent)	53-31	2nd
2004	Kalamazoo	Frontier League (Independent)	51-45	3rd
2005	Kalamazoo	Frontier League (Independent)	53-43	1st
2006	Kalamazoo	Frontier League (Independent)	47-49	4th
2007	Kalamazoo	Frontier League (Independent)	51-45	3rd
2008	Kalamazoo	Frontier League (Independent)	60-36	1st
2009	Kalamazoo	Frontier League (Independent)	58-38	1st
2010	Lake County	Northern League (Independent)	41-59	7th
2011	Florence	Frontier League (Independent)	39-57	6th
2012	Florence	Frontier League (Independent)	57-39	2nd
2013	Florence	Frontier League (Independent)	53-43	3rd
2014	Florence	Frontier League (Independent)	41-55	5th
2015	Beloit (A)	Midwest League	55-84	7th/5th
2016	Beloit (A)	Midwest League	59-80	6th/8th
2017	Midland	Texas League	67-71	2nd/3rd
2018	Nashville	Pacific Coast League	72-68	2nd
2019	Las Vegas	Pacific Coast League	83-57	1st
<b>Totals</b>			<b>1024-982</b>	

**2005 Playoffs:** Defeated Rockford 3 games to 1 in the semifinals; defeated Chillicothe 3 games to 2 in finals

**2008 Playoffs:** Defeated Gateway 3 games to 1 in the semifinals; defeated by Windy City 3 games to 0 in finals

**2009 Playoffs:** Defeated by Lake Erie 3 games to 2 in the semifinals

**2012 Playoffs:** Defeated Gateway 3 games to 2 in the semifinals; defeated by Southern Illinois 3 games to 1 in the finals

**2013 Playoffs:** Defeated by Schaumburg 3 games to 0 in the semifinals

**2017 Playoffs:** Defeated San Antonio 3 games to 2 in the semifinals; defeated Tulsa 3 games to 2 in the finals

**2019 Playoffs:** Defeated by Sacramento 3 games to 2 in the semifinals

## RICK RODRIGUEZ

### Pitching Coach

Rick Rodriguez returns for his fifth season of his fourth stint as pitching coach of the A's top affiliate after previously serving in that capacity from 2000-02, 2004-10 and 2013-14. He also served as pitching coach for Stockton in 2015, as Oakland's bullpen coach from 2011-12 and as the manager of Single-A Modesto in 2003.

This is his 36th year in the A's organization, including seven seasons as a player and 27 as a minor league coach. Prior to becoming the pitching coach in Sacramento in



2000, he coached for the Rookie-level Arizona League A's (1992), Short-Season Southern Oregon (1993-94) and Single-A Modesto (1995-99).

Rodriguez was originally selected by Oakland in the second round of the 1981 June draft and spent seven seasons with the A's organization, including two in the majors with Oakland. He went 1-2 with a 6.61 ERA in three starts in 1986 and 1-0 with a 2.96 ERA in 15 relief appearances in 1987. Rodriguez also pitched for Cleveland (1988) and San Francisco (1990) in his big league career, compiling a 3-4 record and 5.73 ERA in 31 games, including eight starts. His playing career concluded in 1991 when he made three appearances for Triple-A Phoenix in the Giants farm system.

An East Bay native, Rodriguez was born in Oakland and graduated from Castro Valley High School in 1978. He attended Chabot Junior College in Hayward and the University of California, Riverside. Rodriguez was named to the Castro Valley Sports Hall of Fame in 2011.

Rodriguez currently resides in Folsom, Calif., with his wife, Dana. They have a daughter, Rachel, and son, Ryan.

## TODD STEVERSON

### Hitting Coach

Todd Steverson returns to the A's organization as hitting coach for Las Vegas. He previously served five seasons as hitting coach for the Chicago White Sox at the Major League level.

Prior to that, Steverson spent 10 years with the Athletics organization, most recently in a two-year stint as a roving minor league hitting instructor (2012-13). He also spent one season as hitting coach for Triple-A Sacramento (2011) and two seasons as the A's first base coach on the Major League coaching staff (2009-10). Steverson has also spent four seasons managing in the A's farm system, compiling a 297-264 (.529) record.

Steverson joined the organization in 2004 as hitting coach at Short-Season Vancouver. He was named manager at Single-A Stockton in 2005 and guided the Ports to a 78-62 record and playoff appearance. Steverson returned to Stockton in 2006, then spent one year at Double-A Midland in 2007 before moving to Triple-A Sacramento. His River Cats compiled an 83-61 record and won their second consecutive Triple-A and Pacific Coast League championships in 2008. Steverson began his coaching career in the St. Louis Cardinals farm system and spent five seasons with Potomac (1999; 2001-02), Peoria (2000) and Palm Beach (2003), all Single-A affiliates.

Steverson played professionally for seven seasons, including two seasons in the Major Leagues with Detroit (1995) and San Diego (1996). He compiled a .256 batting average, two home runs and six RBI in 31 games, including 30 with the Tigers and one with the Padres. Steverson was drafted by St. Louis in the sixth round out of Culver City (CA) High School in 1989, but did not sign and attended Arizona State University. Three years later, he was a 1st round pick (25th overall) of Toronto and spent three seasons in the Blue Jays farm system before he was selected by Detroit in the Rule 5 draft. He concluded his playing career at Triple-A Memphis in 1998.

Steverson makes his offseason home in Phoenix, Ariz., with his wife, Theresa, daughter, Joya, and son, Jaryn.



## HIRAM BOCACHICA

### Coach

Hiram Bocachica enters his first season on the coaching staff of Las Vegas after serving as the manager of the Arizona A's Gold team in 2019. He previously served as a traveling instructor for the Oakland A's in 2018. Prior to joining the A's, he served as the hitting and third-base coach for Santurce Crabbers of the Professional Baseball Roberto Clemente League in Puerto Rico in 2017.

Bocachica was selected in the first round of the 1994 First Year Player Draft by the Montreal Expos. He signed as a free agent on Nov. 22, 2004 by the Oakland A's and played a total of eight seasons of Major League baseball, including three with Oakland. In his eight seasons, he amassed 15 home runs and 16 steals in 535 at bats with Oakland, Los Angeles (NL), Detroit, San Diego and Seattle. After retirement in 2012, Bocachica worked as a player agent until 2016 when he started working with the MLB Development Program in Puerto Rico.



A native of Ponce, Puerto Rico, Bocachica resides in Bayamon, Puerto Rico, with his wife, Jocelyn Adorno, two daughters, Aliyah Lyam and Sofia Lyam, and son, Hiram III.

## JUSTIN WHITEHOUSE

### Athletic Trainer

Justin Whitehouse begins his first season with Triple-A Las Vegas and his 20th season in the A's organization. He previously spent 12 seasons with Double-A Midland (2008-19), five with Single-A Kane County (2003-07) and two years with Single-A Visalia (2001-02). He was named Midwest League athletic trainer of the year in 2007.

Whitehouse earned his degree in health education at the University of Nevada at Reno and received his masters in physical education, with an emphasis in athletic training and biomechanics, at San Diego State. He interned with the San Francisco 49ers during spring and summer training camps in 1997 and 1998.

Originally from Stockton, Calif., Whitehouse resides in Reno, Nev., with his wife, Susan, and children, Cassandra and Lance.



## TONY LEO

### Assistant Athletic Trainer

Tony Leo joins the A's after spending 23 seasons with the Twins organization and two as Head Athletic Trainer. Leo attended Bowling Green State University, where he received his B.S. in Sports Management with an Athletic Training emphasis.

A native of Salem, Ohio, he began his career in 1997 with the GCL Twins. Leo was hired full time in 1998 and served as the trainer for Rookie Elizabethton. He was promoted to Single-A Quad Cities, where he spent the 2000-01 seasons. Leo was the trainer for Double-A New Britain from 2002-04 and was named the 2003 Eastern League All-Star Trainer. In 2005, Leo was promoted to Triple-A Rochester and was selected by MLB to work the Arizona Fall League. He served as the Triple-A trainer from 2005-10 and selected as the Triple-A All-Star Game Trainer in 2009. He served as the Twins Major League Assistant Athletic Trainer from 2011-17.

Leo is also a Fellow of Applied Functional Science (FAFS) through the Gray Institute. Tony, his wife, Jennifer, and their daughter, Olivia, live in Schaumburg, Ill.



## HENRY TORRES

### Strength and Conditioning

Henry Torres enters his seventh season in the Athletics organization as a minor league strength and conditioning coach. Prior to joining the A's, Torres served as the strength and conditioning coach with the Short-Season Idaho Falls Chukars in the Kansas City Royals organization.

A native of San Antonio, Texas, Torres graduated from the University of Texas, San Antonio. He currently resides in Alvin, Tex., with his wife, Rudi Ann Cantu-Torres, and son, Henry IV.



### OAKLAND ATHLETICS DAY/NIGHT DOUBLEHEADERS

Date	Opponent	Site	Day Game	Night Game
August 10, 1971	Boston	Fenway Park	W, 6-5	W, 7-5
July 22, 1972	Boston	Fenway Park	W, 5-3	L, 0-3
July 17, 2000	Colorado	Coors Field	W, 11-10	L, 9-10 (10 inn.)
September 20, 2000	Baltimore	Camden Yards	L, 0-2	W, 4-0
August 27, 2011	Boston	Fenway Park	L, 3-9	L, 0-4
April 2, 2014	Cleveland	O.co Coliseum	W, 6-1	L, 4-6
May 7, 2016	Baltimore	Camden Yards	W, 8-4	L, 2-5
June 8, 2019	Texas	Globe Life Park	L, 5-10	L, 1-3



# MIDLAND ROCKHOUNDS STAFF

## SCOTT STEINMANN

### Manager



Scott Steinmann enters his third season as Midland's manager after spending 2017 at the helm in Beloit. He spent the previous 17 seasons as a coach and manager in the Seattle organization. He served as manager at four different levels, including Double-A West Tennessee (2008); Single-A Advanced High Desert (2007); Single-A Wisconsin (2005) and Clinton (2009, 2014-15); and Rookie-level Peoria (2003-04, 2011).

After a three-year career as a catcher in the Mariners farm system, Steinmann began his coaching career as a roving catching instructor with Seattle in 1999, then joined Short-Season Everett as a coach that June. He then coached at Single-A Wisconsin (2000-01) and Single-A Advanced San Bernardino (2002) before making his managerial debut in Peoria in 2003. He also served as a coach with Peoria (2006), Everett (2010, 2012) and Triple-A Tacoma (2013).

He reached the postseason in 2005 with Wisconsin and led West Tennessee to a first-half title in 2007. On May 7, 2014, he led Clinton to a 20-17 win over the Burlington Bees after trailing by 16 runs, marking the largest deficit ever overcome in a minor league game.

Steinmann played collegiately at Miami (Ohio) University and resides in Chandler, Ariz., with his wife Suzy, daughter, Alex, and son, Ben.

### MANAGERIAL RECORD

Year	Team	League	Record	Finish
2003	Peoria (Rookie)	Arizona	30-23	3rd/3rd
2004	Peoria (Rookie)	Arizona	31-25	T-2nd/5th
2005	Wisconsin (A)	Midwest	76-63	1st/1st
2007	High Desert (A)	California	54-86	5th/5th
2008	West Tenn. (AA)	Southern	70-86	T-1st/5th
2009	Clinton (A)	Midwest	69-68	4th
2011	Peoria (Rookie)	Arizona	25-31	2nd
2014	Clinton (A)	Midwest	61-77	7th/6th
2015	Clinton (A)	Midwest	46-93	6th/8th
2017	Beloit	Midwest	65-73	t-4th/4th
2018	Midland	Texas	68-71	3rd/3rd
2019	Midland	Texas	73-66	2nd/1st
<b>Totals</b>			<b>596-696</b>	

**2005 Playoffs:** Defeated Clinton 2 games to 0 in the semifinals; defeated by South Bend 3 games to 2 in the finals

**2008 Playoffs:** Defeated by Carolina 3 games to 0 in the semifinals

**2019 Playoffs:** Defeated by Amarillo 3 games to 2 in the semifinals

## STEVE CONNELLY

### Pitching Coach



Steve Connelly enters his third season as pitching coach of the Midland RockHounds. He spent 2016-17 as pitching coach of the Stockton Ports after serving in the same capacity for Single-A Beloit in 2015 and Short-Season Vermont in 2014.

Prior to joining the A's organization in 2014, he was the pitching coach at the University of Alabama-Huntsville from 2011-13.

Connelly, 44, is a native of Long Beach, Calif., who starred on the University of Oklahoma's 1994 team that won the College World Series. He was selected by Oakland in the 24th round of the 1995 amateur draft and pitched four seasons in the A's organization. He made his Major League debut in 1998, posting a 0-0 record and 1.93 ERA in three relief appearances with Oakland.

Connelly resides in Huntsville, Ala. He has four children: Vee, John, Lochlan and Atkins.

## TOMMY EVERIDGE

### Hitting Coach

Tommy Everidge returns for his third season as hitting coach for the RockHounds and his seventh season as a coach in the A's farm system. He has also served as hitting coach at Short-Season Vermont (2014-15) and Single-A Stockton (2016-17).

Everidge had a nine-year playing career, including more than six years in the A's system. He was drafted by Oakland in the 10th round of the 2004 draft, and his time with the A's culminated in a 24-game Major League call-up in 2009. In 2008, he led the Texas League and the A's organization with 115 RBI, including a three-home run, 10-RBI game on May 26 at Tulsa. In 2011, he was named the Atlantic League Player of the Year while playing for the Lancaster Barnstormers, setting a league record with 69 extra-base hits.

A Bay Area native, Tommy graduated from Sonoma Valley High School and played collegiately at Sonoma State University. He was born in Glen Allen, Calif., and resides there with his wife Kellie, daughter Allison, two sons, Camden and Jackson, dogs, Maddie and Wyatt, and cat, Sadie.



## JUAN DILONE

### Coach

Juan Dilone enters his first season as a coach with Midland and his 25th season in the A's organization, which includes 19 years as a coach and instructor and six as a player.

Dilone's first coaching assignment was in 2002 as hitting coach at Single-A Visalia. He also had one-year stints at Short-Season Vancouver (2003) and the A's entry in the Arizona Rookie League (2004) before spending four seasons as coordinator of Dominican instruction (2005-09). Dilone then spent seven more seasons as hitting coach for the A's rookie league club (2009-15) before spending four seasons with Single-A Beloit as hitting coach (2016-19).

Dilone signed a free agent contract with Oakland in 1990 and spent six seasons (1991-94; 96-97) in the A's farm system. A former infielder, Dilone spent his final two seasons at Single-A Modesto, where he batted a career-best .265 with 14 home runs in 1996.

A native of Santo Domingo, Dominican Republic, Dilone makes his offseason home in Higuey, Dominican Republic, with his wife, Evelyn, and children, Jhonssei and Emelyn.



## SHANE ZDEBIAK

### Athletic Trainer

Shane Zdebiak enters his first season as Midland's athletic trainer after spending three years in the same role with Single-A Stockton. Prior to that, he was athletic trainer for Single-A Clinton in the Seattle Mariners organization in 2016 after serving as athletic trainer for Short-Season Everett from 2014-15, also in the Seattle system.

Prior to joining the Mariners, he worked as the athletic trainer of the Winnipeg Goldeyes of the independent American Association from 2010-13 and two seasons with the Steinbach Pistons of the Manitoba Junior Hockey League.

Zdebiak graduated from the University of Manitoba in 2009 with a B.A. in kinesiology and is certified as an athletic therapist through the Canadian Athletic Therapists' Association and as an athletic trainer through the National Athletic Trainers' Association Board of Certification.

A native of Gimli, Manitoba, Canada, the 34-year-old currently resides in Scottsdale, Ariz.



## MATT MOSIMAN

### Strength and Conditioning

Matt Mosiman enters his first season as strength and conditioning coach at Double-A Midland after spending 2017 with the Dominican Summer League A's and 2018-19 with Single-A Stockton.

Prior to joining the A's, Mosiman interned with Notre Dame, New Mexico State University and the University of Wisconsin, La Crosse. A graduate of La Crosse, Mosiman earned both his bachelor's and master's degrees from the institution.

Mosiman grew up and currently resides in Oregon, Wis.



## STOCKTON PORTS STAFF

### BOBBY CROSBY

#### Manager

Bobby Crosby makes his managerial debut with Single-A Stockton after serving as a coach with Midland last season. The former infielder played in the Major Leagues for eight seasons, winning the Rookie of the Year in 2004 with the Oakland A's.

Crosby was originally drafted in the first round (25th overall) of the 2001 First Year Player Draft by the Oakland A's out of Long Beach State University. He went on to play 747 Major League baseball games, recording 62 homers and 276 RBI. His best season came in 2004, in which he was named American League Rookie of the Year after hitting .239 with 22 homers and 64 RBI in 151 games with the A's.

Crosby played three seasons for the Dirtbags, hitting a combined .324 with 21 homers and 93 RBI. He was named the Big West Player of the Year and third team All-America by Collegiate Baseball in 2001 after batting .353 with nine homers and 39 RBI. Crosby also represented the USA in the summer of 2000 as he was the starting shortstop for Team USA.

Crosby makes his offseason home in Ft. Worth, Texas.



### CHRIS SMITH

#### Pitching Coach

Chris Smith enter his second season with the Stockton Ports as pitching coach after finishing his career with the Oakland A's in 2017. Smith made his professional coaching debut after finishing his five-year Major League career.

Originally drafted by the Boston Red Sox in the 4th round of the First Year Player Draft out of UC Riverside, Smith went on to play 15 years of professional baseball, including stints with the Boston, Milwaukee, Oakland, San Diego and Seattle organizations. He went 1-4 with a 5.41 ERA in 77 MLB games. He played 14 years in the minors, recording 58 wins with a 3.86 ERA in 316 games.

Smith resides in Hesperia, Calif., with his wife, Lisa, and his three girls. Charlotte, Abigail and Grace.



### BRIAN MCARN

#### Hitting Coach

Brian McArn begins his third season of his third stint as Stockton's hitting coach. This year is his 23rd season as a hitting coach in the A's system, having previously coached for Stockton (2011-12, 2014-15), Midland (2004, 2013, 2016-17), Sacramento (2005-10) and the A's former Single-A affiliate in Modesto (1998-2003).

Prior to joining the A's organization, McArn spent one season as the hitting coach for the Single-A Vermont Expos in the New York-Penn League. McArn began his coaching career at American River Junior College in Sacramento, where he served as an assistant coach.



## Stockton Ports Staff, continued

Selected in the 26th round of the 1991 June draft, McArn spent two seasons in the A's organization before injuries ended his career in 1992.

McArn makes his offseason home in Elk Grove, Calif., with his wife, Cancy, and four children: Brian, Bryson, Brevon and Braydon.

## JAVIER HERRERA

### Coach

Javier Herrera joins the Stockton coaching staff after spending last season as a coach for the Arizona Green. He finished his professional career with the independent league Trois-Rivieres of the Can-Am League in 2018.

Originally signed with the Oakland Athletics as an international free agent on July 27, 2001, he played nine seasons of affiliated baseball, compiling a .283 batting average with 66 homers and 300 RBI. In his nine seasons, he was a MiLB All-Star on three separate occasions (Northwest League in 2004, Midwest League in 2005, Eastern League in 2013) and was the Northwest League Player of the Year in 2004.

A native of Caracas, Venezuela, Herrera makes his offseason home in Trois-Rivieres, Quebec, Canada, with his wife, Lugmider, and children, Katie and Jaycob.



## NICK VOELKER

### Athletic Trainer

Nick Voelker enters his third season with the Athletics, his first at Stockton. He spent his first season in 2018 in the Dominican Republic and was with the A's Arizona Gold squad last year. He began his career as athletic trainer with the Cincinnati Reds affiliate in the Dominican Republic in 2017.

Nick earned his MS in Sport & Exercise Science from the University of Central Florida (2017) and his BS in Athletic Training from the University of Indianapolis (2014).

He is a native of Indianapolis, Ind.



## CONNOR HUGHES

### Strength and Conditioning

Connor Hughes enters his second season with the A's organization, his first as strength and conditioning coach for Single-A Stockton.

Hughes is a native of Minden, Nev., and has a B.S. in Kinesiology from Boise State University.



## BELOIT SNAPPERS STAFF

## LLOYD TURNER

### Manager

Lloyd Turner will return for his second season as manager of Beloit. He has been with the A's organization since 2013, serving as the hitting coach for Short-Season Vermont (2013, 2016-18) and Single-A Beloit (2014-2015).

Selected by the A's in 16th round of the June 2002 draft, Turner spent six years in the Oakland farm system. He concluded his playing career with Lancaster (2008-10) and Camden (2011-12) of the independent Atlantic League.

Turner and his wife, Tara, live in San Tan Valley, Ariz. He has two sons, Chandler and Christian, and a daughter, Cardyn.



## MANAGERIAL RECORD

Year	Team	League	Record	Finish
2019	Beloit (A)	Midwest	54-84	8th/6th
Totals			54-84	

## DON SCHULZE

### Pitching Coach

Don Schulze returns for his third season of his second stint as Beloit pitching coach and his 15th season overall as a coach in the A's system. A former first-round pick of the Chicago Cubs in 1980, Schulze began his coaching career with the A's rookie-level affiliate in 2006. Since then, he has served as the pitching coach with Kane County (2007-08), Stockton (2009-10), Midland (2011-14, 17), Nashville (2015) and Beloit (2016).

The former Major League pitcher compiled a 15-25 record and 5.47 ERA while playing for the Cubs (1983-84), Indians (1984-86), Mets (1987), Yankees (1989) and Padres (1989). From 1990-92, Schulze pitched for the Orix Blue Wave in Japan. He then closed out his playing career in 1993 with Minnesota's Triple-A affiliate.

Schulze makes his offseason home in Dixon, Ill., with his wife, Jeanne, and daughters, Sarah and Madeline.



## JAVIER GODARD

### Hitting Coach

Javier Godard enters the second season of his professional coaching career as hitting coach for Beloit after serving on the Stockton staff in 2019.

Originally signed as an international free agent on Jan. 30, 2013 by the Oakland A's, Godard went on to play six seasons of affiliated baseball with the club. He played three years in the Dominican Summer League before coming to the United States in 2016. His best season came in 2015 when he batted .277 with 16 doubles and 22 RBI in 59 games for the DSL A's.

Godard was born in Baruta, Venezuela. He is married to Johanna.



## CRAIG CONKLIN

### Coach

Craig Conklin joins the Beloit coaching staff after serving as a coach for Las Vegas last season and the A's as the Southern California area scout for four years prior to that. In four seasons with the A's, Conklin signed players Kyle Friedrichs, Evan Manarino, Luke Persico and Sam Sheehan while also serving as coach in the instructional league, extended spring training and with Beloit in 2016 and Stockton in 2018.

Prior to joining the A's, he worked for the MLB Scouting Bureau from 1999-2015. He worked several roles with the bureau, serving as an area scout in Southern & Northern California, covering Mexico and Australia internationally and as an advanced scout for the World Baseball Classic.

The Southern California native splits his time between Malibu, Calif., and Cayucos, Calif., in the offseason.



## BRIAN THORSON

### Athletic Trainer

Brian Thorson is in his 37th season in the A's organization as a minor league athletic trainer, his eighth with Single-A Beloit. He has worked previously with a number of A's affiliates, including present teams in Double-A Midland and Single-A Stockton.

Thorson spent five years in the Milwaukee Brewers organization prior to joining the A's. He also spent eight seasons in the Puerto Rican Winter League, attending four



Caribbean Series. Thorson has worked All-Star Games in the Southern League, Texas League, California League and Midwest League as well as in Puerto Rico.

## KEVIN GUILD

### Strength and Conditioning

Kevin Guild is entering his first season with Beloit after serving two seasons as strength and conditioning coach for Vermont. Prior to joining the A's, Guild was the strength and conditioning coach at Keene High School. A graduate of Keene State College, Guild has also served as the Next College Student Athlete New Hampshire State Director.

Guild was raised and lives in Essex, Vt., about seven miles from Burlington—the home of the Lake Monsters.



## VERMONT LAKE MONSTERS STAFF

## RICK MAGNANTE

### Manager

After serving as the A's supervisor of player development and Vermont coach in 2019, Rick Magnante returns to the managerial ranks at Vermont. It will be his 17th season as a minor league manager, including his 14th with the A's.

Magnante most recently managed at Single-A Stockton from 2015-18 after spending 2014 at Single-A Beloit. Prior to the 2014 campaign, Magnante spent eight consecutive seasons managing A's Short-Season affiliates in Vermont (2011-13) and Vancouver (2006-10). He previously managed three seasons in the Detroit Tigers organization and also served as the skipper of the South African national team in the 2006 World Baseball Classic.

In addition, Magnante served as an area scout for the A's from 1996-2013. He is credited with signing Barry Zito and Bobby Crosby, among other players. He was the recipient of the Southern California Scouts Association scout of the year award and the A's Dick Bogard Memorial Award in 2001 and 2003, respectively.

Magnante, who began his career in professional baseball with the Cleveland Indians in 1969, has also held managerial positions in the Detroit Tigers minor league system (1987-89), the Novara Serie A team of the Italian Professional League (1990) and the South African national team in the 2006 World Baseball Classic.

Magnante resides in Encino, Calif., with his wife, Christine. He has two sons, Bobby and Daniel.



### MANAGERIAL RECORD

Year	Team	League	Record	Finish
1987	Bristol (Rookie)	Appalachian League	20-49	8th
1988	Bristol (Rookie)	Appalachian League	46-27	2nd
1989	Niagara Falls Rapids (Short A)	New York-Penn League	43-33	5th
2006	Vancouver (Short A)	Northwest League	39-37	3rd
2007	Vancouver (Short A)	Northwest League	37-38	2nd
2008	Vancouver (Short A)	Northwest League	34-42	3rd
2009	Vancouver (Short A)	Northwest League	36-40	3rd
2010	Vancouver (Short A)	Northwest League	42-34	2nd
2011	Vermont (Short A)	New York-Penn League	39-35	T-1st
2012	Vermont (Short A)	New York-Penn League	33-43	4th
2013	Vermont (Short A)	New York-Penn League	33-43	4th
2014	Beloit (A)	Midwest League	55-84	8th/8th
2015	Stockton (A)	California League	74-66	2nd/3rd
2016	Stockton (A)	California League	60-80	4th/4th
2017	Stockton (A)	California League	71-69	t-2nd/t-1st
2018	Stockton (A)	California League	77-63	1st/1st
<b>Totals</b>			<b>739-775</b>	

**1988 Playoffs:** Defeated by Kingsport in championship game

**2010 Playoffs:** Defeated by Everett in the semifinals

**2011 Playoffs:** Defeated by Auburn 2-1 in the semifinals

**2015 Playoffs:** Defeated by San Jose 2-1 in the semifinals

**2017 Playoffs:** Defeated by Modesto 3-0 in the semifinals

**2018 Playoffs:** Defeated by Visalia 3-2 in the division finals


## CARLOS CHAVEZ

### Pitching Coach

Carlos Chavez returns as pitching coach at Vermont for the third consecutive season and fifth overall. It is his eighth season as pitching coach in the A's farm system, which includes two seasons with the Rookie-level Arizona A's from 2013-14, two years during his first stint with Vermont from 2015-16 and one year at Beloit in 2017.

Chavez pitched professionally for 14 seasons from 1992-2004 and 2006, including a stint with Single-A Visalia in the A's farm system in 2000. He was originally selected by Baltimore in the 17th round of the 1992 June draft.

Chavez makes his offseason home in Ciudad Obregon, Sonora, with his wife, Graciela del Carmen. He has two children, Tomas and Kylie, and three stepchildren, Tomas, Melissa and Maria Ximena.



## FRANCISCO SANTANA

### Hitting Coach

Francisco Santana enters his first season as the hitting coach with the Lake Monsters after spending 2019 with the Arizona A's. He previously spent two seasons working in the Dominican Republic complex with the A's as the outfield and baserunning coach. Prior to joining the A's, he worked with the New York Yankees Dominican Complex from 2014-16.

Santana began his professional career on June 15, 2006, when he signed with the New York Yankees as an international free agent. He played five years of affiliated baseball in the Yankees organization, recording 12 homers and 100 RBI in 237 career MiLB games.

Santana was born in Higüey, Dominican Republic, and makes his home there with his wife, Joanna Rosalín, and their two children, Emanuel and Adiel.



## RICO BROGNA

### Coach

Rico Brogna joins the Arizona staff as a coach after previously serving as a coach for Double-A Reading in the Philadelphia organization (2018). Prior to that, he spent four seasons with the Angels as a pro scout (2016-17), player information coach (2015) and special assistant to the general manager (2014).

Brogna scouted for the Rays in 2011 and worked five years for the Diamondbacks as a scout (2006-09), interim field coordinator (2008) and manager for Double-A Mobile (2010), taking the team to the Southern League Championship Series. He was named Arizona's director of player development following the 2010 season but resigned to become the head football coach at Notre Dame Catholic High School in Connecticut. He also scouted for the Rockies in 2005 and worked the 2002 season as a coach for Reading in the Phillies minor league system.

The former first baseman played nine Major League seasons for the Tigers (1992), Mets (1994-96), Phillies (1997-2000), Red Sox (2000) and Braves (2001), finishing his career with a .269 batting average, 176 doubles, 106 home runs and 458 RBI in 848 games. Brogna finished first, third and fourth, respectively, in fielding percentage in the National League by a first baseman in 1995, 1998 and 1999.

Born in Turner Falls, Mass., Brogna resides in Woodbury, Conn



## TOSHIAKI NAGAHARA

### Athletic Trainer

Toshiaki Nagahara is in his eighth season as athletic trainer at Short-Season Vermont after spending the previous two years with the A's Arizona Rookie League affiliate. He previously worked for the A's from 2004-07, assisting in various athletic training and conditioning roles with Triple-A Sacramento and Single-A Modesto as well as in Spring Training and instructional leagues.

Nagahara spent 2008-09 as an assistant athletic trainer and interpreter for the Cleveland Indians, communicating for pitcher Masahide Kobayashi. He served in a similar role for the Pittsburgh Pirates and infielder Akinori Iwamura in 2010.

Born in Takamatsu, Japan, Nagahara first came to the United States in 1997. He obtained his bachelor's and master's degrees in exercise science at Southern Arkansas University. He is a certified strength and conditioning specialist through the National Strength and Conditioning Association (NSCA).

Nagahara resides in Akron, Ohio, with his wife, Christine.



## ARIZONA A'S GREEN STAFF

### ANTHONY PHILLIPS

#### Coach

Anthony Phillips enters his first season as manager of the A's Arizona League Green club and his second season with the A's organization. He previously served as a coach for Beloit in 2019.

Originally signed as an international free agent on July 2, 2006 by the Seattle Mariners out of South Africa, Phillips went on to play 11 seasons of affiliated baseball with Seattle (2007-2013), Philadelphia (2014), Los Angeles-AL (2016) and Colorado (2017-2018). Phillips went on to play 922 MiLB games, batting .230 with 42 homers and 270 RBI. He participated in the World Baseball Classic in 2009 as a member of the South African national team.

Born in Bellville, South Africa, Phillips resides in Scottsdale, Ariz., with his wife, Andrea.



### BRYAN COREY

#### Pitching Coach

Bryan Corey begins his second season as pitching coach of the Arizona A's after spending the previous two seasons as pitching coach at Short-Season Vermont (2017) and Single-A Stockton (2018). Prior to that, he served as a Four Corners scout for Milwaukee (2015-16) and a Major League Advance scout for Cleveland (2013-14).

Originally drafted as a shortstop by Detroit in the 12th round of the 1993 draft, Corey was converted to a pitcher after two pro seasons. He spent the next 18 seasons on the mound, including five years in the majors with Arizona, Los Angeles (NL), Texas, Boston and San Diego, winning a World Series with the Red Sox in 2007.

He also played two seasons in Japan (2004, 2010), winning the Japan Series with Chiba Lotte during his second stint. Additionally, he pitched in both Korea and Taiwan before retiring after the 2012 season.

A native of Thousand Oaks, Calif., Corey resides in Phoenix, Ariz., and has two daughters, Brooke and Blair.





## RUBEN ESCALERA

### Hitting Coach

Ruben Escalera enters his fifth season of his second stint as hitting coach of the Arizona A's after managing the club from 2002-08 and 2014-15. Throughout his 25-year career as a coach in the A's system, he has also served as a scout in Puerto Rico and instructor at the A's academy in the Dominican Republic.

Escalera signed as a free agent with the Brewers in 1984 and played 10 professional seasons in the Milwaukee and Cincinnati organizations, as well as the Mexican Professional League. During his 12 years playing winter ball in Puerto Rico, Escalera played on the 1995 Caribbean Series champion "Puerto Rican Dream Team" alongside Roberto Alomar, Bernie Williams, Juan Gonzalez, Edgar Martinez and Carlos Delgado.

Born in San Juan, Puerto Rico, Escalera makes his home in Carolina, Puerto Rico, with his wife Maryann Martinez, and their children, Jania, Karlee and Karilys.



## ADAM ROSALES

### Coach

Adam Rosales makes his coaching debut with the Arizona A's staff. The former infielder played in the Major Leagues for 11 seasons, including two stints with the Athletics (2010-13, 2017).

Rosales was originally drafted in the 12th round of the 2005 First Year Player Draft by Cincinnati out of Western Michigan University. He played in 651 Major League games, recording 48 homers and 179 RBI with Cincinnati (2008-09), Oakland, Texas (2013-15), San Diego (2016), Arizona (2017) and Cleveland (2018). Rosales made one post-season appearance (0-for-2, bb) with Arizona in the 2017 National League Division Series.

Rosales resides in Mesa, Ariz., with his wife, Callie, and two children, Juliet and Adrian.



## CHRIS LESSNER

### Athletic Trainer

Chris Lessner is entering his 27th season in the A's organization. Prior to joining the A's Arizona Rookie League affiliate, Lessner served as an athletic trainer with Single-A Modesto and Short-Season Vancouver. He has spent off-seasons working with the U.S. junior luge team and has also traveled with the Harlem Globetrotters. Lessner began his career as a clubhouse manager with Short-Season Southern Oregon.

Lessner holds a degree in exercise and sports science from Oregon State University. He has two sons, Tyler and Alex.



### OAKLAND A'S PLAYERS WHO HAVE PITCHED

PLAYER	DATE	OPPONENT	SCORE	DEC	IP	H	R	ER	BB	SO
Nick Martini	July 22, 2019	at Houston	1-11	-	1.0	0	0	0	2	1
Kendrys Morales	April 20, 2019	at Toronto	1-10	-	1.0	1	1	1	2	0
Jake Smolinski	June 13, 2018	Houston	5-13	-	1.0	2	2	2	0	0
Tyler Ladendorf	June 3, 2016	at Houston	2-12	-	1.0	1	0	0	1	0
Josh Phegley	May 8, 2016	at Baltimore	3-11	-	0.2	0	0	0	0	1
Ike Davis	August 16, 2015	at Baltimore	2-18	-	1.0	1	0	0	1	1
Ike Davis	April 21, 2015	at Los Angeles (AL)	1-14	-	1.0	0	0	0	0	0
Frank Menechino	July 18, 2000	at Colorado	3-18	-	1.0	6	4	4	0	0
Kevin Seitzer	May 2, 1993	at Cleveland	2-10	-	0.1	0	0	0	0	1
Vance Law	October 2, 1991	at Kansas City	5-16	-	0.2	1	0	0	1	0
Mark Wagner	August 20, 1984	at Detroit	1-14	-	1.2	2	0	0	1	1
Garry Hancock	June 25, 1984	at Kansas City	0-16	-	1.1	0	0	0	0	0
Wayne Gross	May 18, 1983	at Minnesota	5-16	-	2.1	2	0	0	1	0
Jeff Newman	September 14, 1977	at Kansas City #2	0-6	-	1.0	1	0	0	0	0

# ARIZONA A'S GOLD STAFF

## WEBSTER GARRISON

### Manager

Webster Garrison is in his second stint as a manager in the Arizona Rookie League and his 12th season as manager in the A's farm system. It will be his 27th season in the A's organization, which includes 5½ seasons as a player.

Garrison made his managerial debut in 2001 with Vancouver and has also guided clubs at Visalia (2002), Kane County (2003), Midland (2004, 2008), Stockton (2011-13, 19), Arizona (2016-17) and Beloit (2018). He began his coaching career as a player-coach on the 1999 Double-A Midland club, the first season that the RockHounds were affiliated with the A's. He also served as the hitting coach at Midland (2000, 2005-07, 2009-10, 2014) and Nashville (2015).

A 2nd-round selection of the Toronto Blue Jays in the 1983 June draft, Garrison spent seven seasons of his 16-year playing career in the Blue Jays farm system. He signed with the Oakland organization as a free agent on April 4, 1991, and batted a career-best .303 with seven home runs and 73 RBI for Triple-A Tacoma in 1993. Garrison then spent the next two seasons at Triple-A Colorado Springs before returning to the A's organization in 1996. He made his Major League debut with the A's on Aug. 2, 1996, and appeared in five games. He spent the 1997 season at Triple-A Edmonton and 1998 at Double-A Huntsville before assuming a role as player-coach in 1999.

Garrison makes his offseason home in his hometown of Marrero, La.



### MANAGERIAL RECORD

Year	Team	League	Record	Finish
2001	Vancouver (Short A)	Northwest League	37-39	2nd
2002	Visalia (A)	California League	70-71	t-4th/3rd
2003	Kane County (A)	Midwest League	80-59	1st/2nd
2004	Midland (AA)	Texas League	72-68	2nd/3rd
2008	Midland (AA)	Texas League	75-65	3rd/2nd
2011	Stockton (A)	California League	75-65	2nd/3rd
2012	Stockton (A)	California League	56-84	5th/5th
2013	Stockton (A)	California League	69-71	3rd/4th
2016	Arizona A's (Rookie)	Arizona Rookie League	29-24	2nd/3rd
2017	Arizona A's (Rookie)	Arizona Rookie League	26-30	3rd/4th
2018	Beloit (A)	Midwest	69-69	5th/3rd
2019	Stockton (A)	California	60-78	2nd/4th
<b>Totals</b>			<b>718-723</b>	

**2002 Playoffs:** Defeated by Modesto 2-0 in California League Wild Card Series

**2003 Playoffs:** Defeated by Clinton 2-1 in first round of Midwest League Playoffs

**2011 Playoffs:** Defeated Modesto 2-1 in the first round of the California League playoffs; defeated San Jose 3-1 in the division series; defeated by Lake Elsinore 3-1 in the championship series

## GABRIEL OZUNA

### Pitching Coach

Gabriel Ozuna enters his sixth season as the pitching coach of the A's Arizona League affiliate after spending seven seasons as the pitching coach for Oakland's Dominican Summer League squad.

Ozuna was originally signed by St. Louis as a non-drafted free agent in 1987 and enjoyed a 17-year professional career. He reached as high as Triple-A with Louisville in 1993, when he posted a 2.92 ERA in 35 relief appearances. He recorded a career ERA of 2.54 with 61 saves, including a season-high 28 in 1989 with Single-A Savannah.

He also pitched internationally in Mexico, Taiwan, Italy and his native Dominican Republic, where he played winter ball with the Licey Tigers and East Bulls.



## KEVIN KOUZMANOFF

### Hitting Coach

Kevin Kouzmanoff enters his second season as a professional hitting coach as making his coaching debut with Short-Season Vermont in 2019. He joined the A's organization after spending the 2018 season as an assistant coach with Metropolitan State University of Denver.

The former Major Leaguer was a career .257 hitter with 87 homers and 371 RBI in seven seasons while playing for the Cleveland (2006), San Diego (2007-09), Oakland (2010-11), Colorado (2011) and Texas (2014).

A native of Denver, Colo., Kouzmanoff makes his offseason home Denver.



## JAKE ROUTHIER

### Trainer

Jake Routhier enters his second season within the Oakland Athletics organization and his first with the Arizona A's. He spent the 2019 as the athletic trainer with the DSL Athletics before being promoted to the AZL Athletics.

Routhier previously worked as an intern for the New York Yankees and the Arizona Diamondbacks. He is a graduate of the University of Connecticut and currently resides in Fairfield, Conn.



## SCOTT SMITH

### Strength & Conditioning

Scott Smith enters his first season as strength and conditioning coach for Rookie-level Arizona and his third season as a coach for the Athletics organization. He spent his first two years at Beloit.

Prior to joining the A's, Smith spent time with the Phillies, Marlins and Padres. Smith earned his bachelor's and master's degrees from Georgia College & State University, where he played baseball collegiately for three seasons.

A native of Spartanburg, S.C., Smith currently resides in Milledgeville, Ga.



### MILESTONES WITHIN REACH

#### Chris Bassitt

Needs 32 games for 100  
Needs 164.2 innings for 500

#### Mark Canha

Needs 55 games for 500  
Needs 144 hits for 500  
Needs 27 doubles for 100  
Needs 33 home runs for 100

#### Matt Chapman

Needs 115 games for 500  
Needs 135 hits for 500  
Needs 26 home runs for 100

#### Khrist Davis

Needs 92 games for 1000  
Needs 14 runs for 500

#### Jake Diekman

Needs 59 games for 500  
Needs 33 strikeouts for 500

#### Mike Fiers

Needs 14 starts for 200  
Needs 47 strikeouts for 1000

#### Liam Hendriks

Needs 9 innings for 500  
Needs 11 strikeouts for 500

#### Sean Manaea

Needs 14 games for 100  
Needs 15 starts for 100  
Needs 6.1 innings for 500  
Needs 98 strikeouts for 500

#### T.J. McFarland

Needs 38 games for 300

#### Matt Olson

Needs 141 games for 500  
Needs 177 hits for 500  
Needs 38 doubles for 100  
Needs 11 home runs for 100

#### Stephen Piscotty

Needs 22 home runs for 100

#### Marcus Semien

Needs 61 runs for 500  
Needs 39 doubles for 200

#### Lou Trivino

Needs 70 games for 200

#### J.B. Wendelken

Needs 52 games for 100

# MINOR LEAGUE SCHEDULES

## LAS VEGAS

### APRIL

9-13 ..... Albuquerque  
14-16 ..... at El Paso  
17-20 ..... at Albuquerque  
21-23 ..... Sacramento  
24-27 ..... Fresno  
29-30 ..... at Sacramento

### MAY

1-3 ..... at Sacramento  
4-7 ..... El Paso  
8-11 ..... at Albuquerque  
12-15 ..... Salt Lake  
16-19 ..... at Reno  
21-25 ..... Tacoma  
26-29 ..... at Salt Lake  
30-31 ..... Reno

### JUNE

1-2 ..... Reno  
3-7 ..... at El Paso  
9-11 ..... Iowa  
12-15 ..... Omaha  
17-19 ..... at Round Rock  
20-23 ..... at San Antonio  
25-29 ..... Sacramento  
30 ..... Fresno

### JULY

1-3 ..... Fresno  
4-7 ..... at Salt Lake  
8-12 ..... at Tacoma  
13-15 ..... ALL-STAR BREAK  
16-19 ..... El Paso  
20-23 ..... at Reno  
24-26 ..... Albuquerque  
28-30 ..... at Wichita  
31 ..... at Oklahoma City

### AUGUST

1-3 ..... at Oklahoma City  
5-7 ..... Nashville  
8-11 ..... Memphis  
13-16 ..... at Fresno  
17-20 ..... Reno  
21-23 ..... at Tacoma  
25-27 ..... at Sacramento  
28-30 ..... Tacoma  
31 ..... at Fresno

### SEPTEMBER

1-3 ..... at Fresno  
4-7 ..... Salt Lake  
9-13 ..... PCL Playoffs  
15-20 ..... PCL Championship

## MIDLAND

### APRIL

9-11 ..... Springfield  
12-14 ..... Northwest Arkansas  
16-18 ..... at Springfield  
19-22 ..... at Northwest Arkansas  
23-26 ..... at Amarillo  
28-30 ..... Frisco

### MAY

1-4 ..... Amarillo  
5-7 ..... at Frisco  
8-10 ..... Corpus Christi  
11-14 ..... at Frisco  
15-17 ..... at Corpus Christi  
18-21 ..... Arkansas  
22-24 ..... Northwest Arkansas  
26-28 ..... at Arkansas  
29-31 ..... at Northwest Arkansas

### JUNE

2-4 ..... Corpus Christi  
5-7 ..... at Amarillo  
8-11 ..... at Corpus Christi  
12-14 ..... Amarillo  
15-18 ..... Frisco  
19-21 ..... Corpus Christi  
22-24 ..... ALL-STAR BREAK  
25-27 ..... at Corpus Christi  
28-30 ..... Frisco

### JULY

1-3 ..... Amarillo  
4-6 ..... at Corpus Christi  
8-10 ..... Tulsa  
11-13 ..... Springfield  
15-17 ..... at Tulsa  
18-20 ..... at Springfield  
22-24 ..... Frisco  
25-27 ..... Corpus Christi  
28-30 ..... at Amarillo  
31 ..... at Corpus Christi

### AUGUST

1-2 ..... at Corpus Christi  
3-6 ..... Frisco  
7-9 ..... Amarillo  
10-13 ..... at Frisco  
14-16 ..... at Corpus Christi  
18-20 ..... Tulsa  
21-23 ..... Arkansas  
25-28 ..... at Frisco  
29-31 ..... Amarillo

### SEPTEMBER

1-3 ..... at Tulsa  
4-7 ..... at Arkansas  
9-13 ..... Division Series  
13-17 ..... Championship Series

## STOCKTON

### APRIL

9-11 ..... at Visalia  
13-16 ..... at Lake Elsinore  
17-19 ..... Rancho Cucamonga  
20-23 ..... at San Jose  
24-26 ..... Modesto  
28-30 ..... at Modesto

### MAY

1-3 ..... Lancaster  
4-7 ..... San Jose  
8-10 ..... at Modesto  
11-13 ..... Visalia  
14-17 ..... Modesto  
19-21 ..... at Inland Empire  
22-25 ..... at Lancaster  
26-28 ..... San Jose  
29-31 ..... at Visalia

### JUNE

1-4 ..... Lake Elsinore  
5-7 ..... Lancaster  
9-11 ..... at Modesto  
12-16 ..... Inland Empire  
17-21 ..... at Visalia  
22-24 ..... All-Star Break at Stockton  
25-27 ..... at Modesto  
28-30 ..... Visalia

### JULY

1-3 ..... Modesto  
4-5 ..... San Jose  
7-9 ..... Rancho Cucamonga  
10-13 ..... Lancaster  
15-17 ..... at Modesto  
18-20 ..... San Jose  
21-23 ..... at Visalia  
24-26 ..... San Jose  
28-30 ..... at Lake Elsinore  
31 ..... at Rancho Cucamonga

### AUGUST

1-2 ..... at Rancho Cucamonga  
4-6 ..... Lake Elsinore  
7-9 ..... at San Jose  
11-13 ..... Inland Empire  
14-16 ..... Modesto  
17-20 ..... at Inland Empire  
21-23 ..... at Rancho Cucamonga  
25-27 ..... San Jose  
28-31 ..... Visalia

### SEPTEMBER

1-3 ..... at San Jose  
4-7 ..... at Visalia  
8-12 ..... Division Series  
13-17 ..... Championship Series

## BELOIT

### APRIL

9-11 ..... Clinton  
13-15 ..... at Peoria  
16-19 ..... at Burlington  
20-22 ..... Cedar Rapids  
23-26 ..... Peoria  
28-30 ..... at Fort Worth

### MAY

1-3 ..... at Lake County  
4-6 ..... Great Lakes  
7-9 ..... Lancaster  
11-13 ..... at Peoria  
14-16 ..... at Clinton  
17-19 ..... Burlington  
20-22 ..... at Wisconsin  
23-25 ..... Clinton  
26-28 ..... Wisconsin  
29-31 ..... at Burlington

### JUNE

2-4 ..... Quad Cities  
5-7 ..... Cedar Rapids  
8-10 ..... at Quad Cities  
11-14 ..... Kane County  
15-17 ..... at Cedar Rapids  
18-21 ..... at Kane County  
22-24 ..... ALL-STAR BREAK  
25-28 ..... Wisconsin  
29-30 ..... at Clinton

### JULY

1 ..... at Clinton  
2-3 ..... Cedar Rapids  
4-5 ..... at Cedar Rapids  
7-9 ..... Peoria  
10-13 ..... at Burlington  
15-17 ..... Dayton  
18-20 ..... Bowling Green  
21-23 ..... at South Bend  
24-26 ..... at West Michigan  
28-30 ..... Cedar Rapids  
31 ..... at Wisconsin

### AUGUST

1-2 ..... at Wisconsin  
4-6 ..... at Peoria  
7-9 ..... Quad Cities  
10-12 ..... Clinton  
13-16 ..... at Peoria  
18-20 ..... Wisconsin  
21-24 ..... Burlington  
25-27 ..... at Quad Cities  
28-31 ..... Kane County

### SEPTEMBER

1-3 ..... at Clinton  
4-7 ..... at Kane County  
9-21 ..... Postseason

## VERMONT

### JUNE

18-20 ..... Tri-City  
 21-23 ..... Lowell  
 24-26 ..... at Hudson Valley  
 27-29 ..... Williamsport

### JULY

1-3 ..... at Mahoning Valley  
 4-6 ..... at Batavia  
 7-9 ..... Connecticut  
 10-12 ..... at Auburn  
 13-16 ..... Batavia  
 17-19 ..... Brooklyn  
 21-24 ..... at Aberdeen  
 25-27 ..... Auburn  
 28-30 ..... at Tri-City  
 31 ..... Connecticut

### AUGUST

1-2 ..... Connecticut  
 4-7 ..... at Auburn  
 8-10 ..... Hudson Valley  
 11-13 ..... at Connecticut  
 14-16 ..... Aberdeen  
 17-18 ..... ALL-STAR GAME  
 19-21 ..... at Lowell  
 22-24 ..... at Brooklyn  
 25-27 ..... Tri-City  
 28-30 ..... at Connecticut

### SEPTEMBER

1-4 ..... Hudson Valley  
 5-7 ..... at Tri-City  
 9-19 ..... Postseason

## ARIZONA GREEN

### JUNE

22 ..... Cubs Blue  
 24 ..... at Dodgers 2  
 25 ..... Brewers Gold  
 26 ..... at A's Gold  
 27 ..... Dodgers 1  
 29 ..... Giants Orange  
 30 ..... Indians Blue

### JULY

1 ..... at Giants Orange  
 2 ..... at Indians Red  
 4 ..... at Cubs Red  
 5 ..... Brewer Blue  
 6 ..... at Rangers  
 7 ..... Dodgers 2  
 9 ..... Giants Black  
 10 ..... at Padres 2  
 11 ..... Rangers  
 12 ..... at Diamondbacks  
 15 ..... Cubs Red  
 16 ..... Diamondbacks  
 17 ..... at Brewers Blue  
 18 ..... at Giants Black  
 20 ..... at Angels  
 21 ..... Angels  
 22 ..... A's Gold  
 23 ..... at Cubs Blue  
 25 ..... at White Sox  
 26 ..... at Reds  
 27 ..... Reds  
 28 ..... Cubs Blue  
 30 ..... at Brewers Gold  
 31 ..... Padres 2

### AUGUST

1 ..... at A's Gold  
 2 ..... Royals  
 4 ..... Giants Orange  
 5 ..... Cubs Blue  
 6 ..... at Giants Orange

7 ..... at Mariners  
 9 ..... at Dodgers 1  
 10 ..... White Sox  
 11 ..... at Cubs Red  
 12 ..... Diamondbacks  
 14 ..... Giants Black  
 15 ..... at Royals  
 16 ..... Padres 1  
 17 ..... at Diamondbacks  
 19 ..... Cubs Red  
 20 ..... Diamondbacks  
 21 ..... at Indians Red  
 22 ..... at Giants Black  
 24 ..... at Angels  
 25 ..... Angels  
 26 ..... A's Gold  
 27 ..... at Cubs Blue  
 29 ..... at Giants Orange  
 30 ..... at Padres 1  
 31 ..... Mariners

## ARIZONA GOLD

### JUNE

22 ..... at Cubs Red  
 24 ..... Giants Orange  
 25 ..... at Cubs Blue  
 26 ..... A's Green  
 27 ..... at Padres 2  
 29 ..... at Giants Black  
 30 ..... at Reds

### JULY

1 ..... Dodgers 1  
 2 ..... Cubs Red  
 4 ..... Rangers  
 5 ..... at Angels  
 6 ..... Dodgers 2  
 7 ..... at Padres 1  
 9 ..... at White Sox  
 10 ..... Padres 1  
 11 ..... at Indians Blue  
 12 ..... Mariners

15 ..... at Diamondbacks  
 16 ..... at Cubs Red  
 17 ..... Giants Black  
 18 ..... Cubs Blue  
 20 ..... Royals  
 21 ..... at Rangers  
 22 ..... at A's Green  
 23 ..... Diamondbacks  
 25 ..... Cubs Red  
 26 ..... Angels  
 27 ..... at Giants Orange  
 28 ..... at Royals  
 30 ..... Brewers Blue  
 31 ..... at Cubs Blue

### AUGUST

1 ..... A's Green  
 2 ..... at Giants Orange  
 4 ..... at Giants Black  
 5 ..... at Diamondbacks  
 6 ..... Cubs Blue  
 7 ..... White Sox  
 9 ..... Angels  
 10 ..... at Angels  
 11 ..... Indians Red  
 12 ..... at Dodgers 1  
 14 ..... at Mariners  
 15 ..... Indians Blue  
 16 ..... at Dodgers 2  
 17 ..... Padres 2  
 19 ..... at Diamondbacks  
 20 ..... at Cubs Red  
 21 ..... Giants Black  
 22 ..... Cubs Blue  
 24 ..... Mariners  
 25 ..... at Padres 1  
 26 ..... at A's Green  
 27 ..... Diamondbacks  
 29 ..... Brewers Gold  
 30 ..... Indians Red  
 31 ..... at Giants Orange

## 2019 MINOR LEAGUE AWARDS

### Batter of the Month

Name	Team	League	Month
Franklin Barreto	Las Vegas	PCL	June

### Batter of the Week

Name	Team	League	Week
Mark Payton	Las Vegas	Pacific Coast	April 4-14
Austin Beck	Stockton	California	June 3-9
Mickey McDonald	Stockton	California	June 10-16
Taylor Motter	Midland	Texas	June 24-30
Mark Payton	Las Vegas	Pacific Coast	July 8-14
Nate Mondou	Midland	Texas	July 22-28

Name	Team	League	Week
Seth Brown	Las Vegas	Pacific Coast	July 22-28
Marty Bechina	Vermont	New York-Penn	July 29-Aug. 4
Anthony Churlin	Beloit	Midwest	July 29-Aug. 4
Chase Calabuig	Midland	Texas	Aug. 19-25

### Pitcher of the Week

Name	Team	League	Week
Parker Dunshee	Midland	Texas	April 22-28
Brian Howard	Midland	Texas	July 1-7
Jhenderson Hurtado	Vermont	New York-Penn	July 15-21
Bryce Conley	Stockton	California	July 29-Aug. 4
Parker Dunshee	Las Vegas	Pacific Coast	Aug. 19-25

# MINOR LEAGUE STATISTICS

## LAS VEGAS

BATTERS	AVG	G	AB	R	H	2B	3B	HR	RBI	SH	SF	HP	BB	IBB	SO	SB	CS	DP	SLG	OBP	E
Anderson, Tanner	—	1	0	0	0	0	0	0	0	1	0	0	0	0	0	0	0	0	—	—	0
Barreto, Franklin	.295	98	373	88	110	29	5	19	65	1	2	6	42	0	113	15	1	11	.552	.374	13
Bolt, Skye	.269	89	305	57	82	19	3	11	61	1	2	2	37	0	94	7	5	5	.459	.350	3
Bracewell, Ben	—	1	0	0	0	0	0	0	0	0	0	0	0	0	0	0	0	0	—	—	1
Brown, Seth	.297	112	451	101	134	29	6	37	104	0	7	4	38	1	127	8	1	3	.634	.352	8
Buchanan, Jake	.000	2	1	0	0	0	0	0	0	0	0	0	0	0	0	0	0	0	.000	.000	0
Campbell, Eric	.276	94	333	64	92	24	0	16	65	1	2	4	54	0	68	6	3	12	.492	.382	6
Canha, Mark	.125	2	8	0	1	1	0	0	1	0	1	0	0	0	3	0	0	0	.250	.111	0
Devenenzi, Jordan	1.000	1	1	0	1	0	0	0	0	0	0	0	0	0	0	0	0	0	1.000	1.000	0
Diaz, Edwin	.000	4	13	0	0	0	0	0	0	0	0	0	1	0	3	0	0	0	.000	.071	0
Dull, Ryan	—	1	0	0	0	0	0	0	0	0	0	0	0	0	0	0	0	0	—	—	0
Dunshee, Parker	.000	1	1	0	0	0	0	0	0	0	0	0	0	0	0	0	0	0	.000	.000	2
Finnegan, Kyle	—	1	0	0	0	0	0	0	0	0	0	0	0	0	0	0	0	0	—	—	0
Fowler, Dustin	.277	130	556	98	154	22	7	25	89	0	2	6	42	1	145	12	4	6	.477	.333	3
Garneau, Dustin	.308	8	26	2	8	2	1	1	3	0	1	1	3	0	9	0	0	0	.577	.387	0
Harvey, Matt	—	1	0	0	0	0	0	0	0	0	0	0	0	0	0	0	0	0	—	—	0
Heim, Jonah	.358	35	106	22	38	9	0	4	19	0	2	0	11	0	18	0	0	2	.557	.412	2
Herrmann, Chris	.333	13	51	14	17	3	1	4	13	0	1	0	6	0	18	0	0	0	.667	.397	0
Joseph, Corban	.371	97	383	63	142	35	4	13	73	0	5	4	33	1	46	0	0	7	.585	.421	3
Lobstein, Kyle	—	1	0	0	0	0	0	0	0	0	0	0	0	0	0	0	0	0	—	—	1
Loehr, Trace	.333	15	36	11	12	2	0	2	5	0	0	0	2	0	7	0	0	2	.556	.368	0
Martini, Nick	.328	70	274	57	90	18	0	8	42	0	3	3	49	1	51	0	0	8	.482	.432	1
Mateo, Jorge	.289	119	532	95	154	29	14	19	78	0	1	4	29	1	145	24	11	5	.504	.330	21
Murphy, Sean	.308	31	120	25	37	6	1	10	30	0	3	2	15	0	31	0	1	2	.625	.386	3
Neuse, Sheldon	.317	126	498	99	158	31	2	27	102	0	2	4	56	1	132	3	3	9	.550	.389	14
Olson, Matt	.182	5	22	3	4	0	0	1	2	0	0	1	1	0	3	0	0	0	.318	.250	0
Payton, Mark	.334	118	395	80	132	30	3	30	97	2	4	1	45	0	76	7	4	5	.653	.400	1
Phegley, Josh	.167	2	6	2	1	0	0	0	0	0	0	1	2	0	1	0	0	0	1.167	.444	0
Piscotty, Stephen	.304	5	23	4	7	0	0	1	3	0	0	0	2	0	4	0	0	1	.435	.360	0
Puk, A.J.	—	1	0	0	0	0	0	0	0	0	0	0	0	0	0	0	0	0	—	—	0
Ramirez, Tyler	.188	38	117	18	22	4	1	3	18	0	0	1	21	0	38	0	0	3	.316	.317	0
Rivas III, Alfonso	.406	8	32	2	13	2	1	1	5	0	0	0	2	0	7	0	0	0	.625	.441	0
Rupp, Cameron	.209	37	115	13	24	5	0	9	17	0	1	4	16	0	43	0	0	3	.487	.324	0
Schlitter, Brian	—	1	0	0	0	0	0	0	0	0	0	0	0	0	0	0	0	0	—	—	2
Taylor, Beau	.257	62	191	38	49	13	1	8	32	0	0	2	47	1	70	0	0	4	.461	.408	5
Theroux, Collin	.167	5	18	1	3	1	0	0	0	0	0	0	0	0	12	0	0	0	.222	.167	0
Wang, Wei-Chung	—	1	0	0	0	0	0	0	0	0	0	0	0	0	0	0	0	0	—	—	0
White III, Mikey	.250	3	8	2	2	0	0	1	2	0	0	0	0	0	3	0	0	0	.625	.250	0
<b>Team Total</b>	<b>.298</b>	<b>140</b>	<b>4994</b>	<b>959</b>	<b>1487</b>	<b>314</b>	<b>50</b>	<b>250</b>	<b>926</b>	<b>6</b>	<b>39</b>	<b>50</b>	<b>554</b>	<b>7</b>	<b>1267</b>	<b>82</b>	<b>33</b>	<b>89</b>	<b>.531</b>	<b>.371</b>	<b>98</b>

PITCHERS	W	L	ERA	G	GS	CG	SHO	SV	SVO	IP	H	R	ER	HR	HB	BB	IBB	SO	WP	BK	AVG
Alexander, Tyler	5	5	6.72	21	18	0	0	0	0	85.2	95	68	64	25	4	37	1	96	1	0	.277
Anderson, Tanner	9	5	6.00	21	16	1	1	0	0	96.0	121	68	64	21	5	41	0	59	1	0	.307
Bassitt, Chris	0	0	4.50	2	2	0	0	0	0	8.0	8	6	4	2	1	2	0	9	1	0	.242
Blackburn, Paul	11	3	4.34	24	22	0	0	0	0	132.2	133	70	64	18	3	34	0	92	4	0	.265
Blevins, Jerry	0	0	1.69	7	0	0	0	0	0	10.2	9	2	2	2	0	4	0	16	0	0	.225
Bracewell, Ben	1	3	3.13	41	1	0	0	2	2	72.0	69	40	25	4	4	38	1	70	3	0	.250
Buchanan, Jake	3	6	6.16	20	20	0	0	0	0	99.1	125	75	68	24	9	34	0	71	1	0	.313
Buchter, Ryan	0	0	0.00	1	0	0	0	0	0	1.0	0	0	0	0	0	0	0	0	0	0	.000
Campbell, Eric	0	0	13.50	2	0	0	0	0	0	2.2	7	5	4	1	0	2	0	0	0	0	.467
Cotton, Jharel	0	2	7.71	14	1	0	0	0	2	18.2	23	17	16	5	0	10	0	24	1	0	.303
Dull, Ryan	1	4	5.45	30	0	0	0	4	8	39.2	43	28	24	6	1	13	1	50	1	2	.272
Dunshee, Parker	4	5	5.38	20	19	0	0	1	1	92.0	86	62	55	21	6	37	0	90	2	3	.245
Estrada, Marco	0	0	12.00	1	1	0	0	0	0	3.0	4	4	4	1	0	3	0	3	0	0	.308
Finnegan, Kyle	3	1	2.89	21	0	0	0	5	5	28.0	23	10	9	3	0	12	0	36	4	0	.228
Harvey, Matt	1	0	3.18	5	3	0	0	0	0	17.0	13	6	6	2	0	5	0	21	0	0	.210
Holmes, Grant	0	0	1.93	1	1	0	0	0	0	4.2	6	1	1	1	0	1	0	5	0	0	.353
Howard, Brian	0	1	13.81	4	4	0	0	0	0	14.1	28	23	22	4	2	8	1	16	3	1	.412
Jackson, Edwin	0	0	8.38	2	2	0	0	0	0	9.2	9	9	9	3	0	7	0	10	0	0	.237

PITCHERS	W	L	ERA	G	GS	CG	SHO	SV	SVO	IP	H	R	ER	HR	HB	BB	IBB	SO	WP	BK	AVG
Joseph, Corban	0	0	27.00	1	0	0	0	0	0	1.0	2	3	3	2	0	1	0	1	0	0	400
Kaprielian, James	0	0	2.25	1	1	0	0	0	0	4.0	6	1	1	0	0	0	0	6	0	0	333
Kiekhefer, Dean	0	1	54.00	2	0	0	0	0	1	0.2	4	4	4	1	0	1	1	0	0	0	667
Lobstein, Kyle	6	4	4.75	43	1	0	0	2	3	66.1	67	39	35	6	4	32	1	66	4	0	264
Luzardo, Jesus	1	1	3.19	7	7	0	0	0	0	31.0	29	12	11	3	0	8	0	34	3	0	240
Manaea, Sean	3	1	3.21	5	5	0	0	0	0	28.0	16	11	10	5	1	6	0	43	1	0	165
McNutt, Trey	5	2	4.99	30	0	0	0	2	4	39.2	41	22	22	5	4	18	1	45	3	0	268
Mengden, Daniel	4	3	4.22	13	10	0	0	0	1	64.0	56	37	30	8	2	20	2	61	3	0	228
Naile, James	2	0	4.41	3	3	0	0	0	0	16.1	18	8	8	4	1	6	0	10	0	0	281
Puk, A.J.	4	1	4.91	9	0	0	0	0	2	11.0	7	7	6	3	1	3	0	16	1	0	175
Romero, Miguel	4	1	3.96	45	1	0	0	3	4	72.2	65	34	32	11	6	36	2	81	4	2	234
Ruiz, Norge	2	3	9.08	19	0	0	0	2	3	35.2	62	39	36	10	4	14	0	24	5	0	383
Rupp, Cameron	0	0	18.00	1	0	0	0	0	0	1.0	1	2	2	1	0	2	0	0	0	0	250
Schlitter, Brian	4	1	4.64	35	1	0	0	11	14	42.2	51	25	22	6	1	11	0	31	3	0	300
Seddon, Joel	1	0	3.00	1	0	0	0	0	0	3.0	3	1	1	0	0	1	0	2	0	0	250
Stull, Cody	0	0	3.68	5	0	0	0	0	0	7.1	8	3	3	0	0	4	0	5	0	0	296
Taylor, Beau	0	0	18.00	1	0	0	0	0	0	1.0	2	2	2	1	1	0	0	0	0	0	500
Treinen, Blake	1	0	27.00	1	0	0	0	0	1	1.0	4	3	3	2	0	0	0	0	0	0	667
Triggs, Andrew	1	0	6.75	3	0	0	0	0	0	2.2	3	2	2	0	0	4	0	3	0	0	273
Wang, Wei-Chung	1	1	4.78	19	0	0	0	1	2	26.1	29	14	14	5	1	8	1	24	1	0	276
Wendelken, J.B.	6	3	5.59	30	1	0	0	3	7	38.2	47	26	24	8	2	19	1	43	3	0	297
<b>Team Total</b>	<b>83</b>	<b>57</b>	<b>5.20</b>	<b>140</b>	<b>140</b>	<b>1</b>	<b>6</b>	<b>36</b>	<b>60</b>	<b>1229.0</b>	<b>1323</b>	<b>789</b>	<b>710</b>	<b>224</b>	<b>63</b>	<b>482</b>	<b>13</b>	<b>1163</b>	<b>53</b>	<b>8</b>	<b>274</b>

## MIDLAND

BATTERS	AVG	G	AB	R	H	2B	3B	HR	RBI	SH	SF	HP	BB	IBB	SO	SB	CS	DP	SLG	OBP	E
Barrera, Luis	.321	54	224	35	72	9	11	4	24	2	1	1	12	1	48	9	7	4	513	.357	2
Blanco, Dairon	.276	78	301	57	83	13	12	7	44	1	1	2	29	0	95	27	7	4	468	.342	2
Bride, Jonah	.222	2	9	2	2	0	0	0	0	0	0	0	0	0	1	0	0	0	222	.222	0
Calabuig, Chase	.280	109	403	57	113	14	3	4	50	0	5	5	63	1	101	7	4	8	360	.380	3
Deichmann, Greg	.219	80	301	42	66	10	2	11	36	0	3	2	34	0	103	19	5	6	375	.300	4
Diaz, Edwin	.238	127	458	63	109	36	7	14	72	2	3	9	48	1	153	3	1	4	439	.320	13
Gamache, Dan	.194	39	144	12	28	6	0	0	14	0	0	3	22	0	34	0	0	5	236	.314	2
Goldby, Cooper	.115	22	61	3	7	0	0	0	0	0	0	1	9	0	30	0	0	1	115	.239	3
Heim, Jonah	.282	50	181	20	51	12	0	5	34	0	1	2	24	2	27	0	1	5	431	.370	2
McDonald, Mickey	.244	44	156	14	38	6	0	0	11	2	1	1	14	0	48	4	2	1	282	.308	0
Merrell, Kevin	.246	82	289	37	71	13	4	2	34	3	5	3	18	1	67	13	4	4	339	.292	10
Miller, Anthony	.188	25	80	7	15	3	0	0	5	0	0	0	13	1	40	0	0	0	225	.301	1
Mondou, Nate	.248	122	427	54	106	15	3	5	45	3	7	8	58	0	94	7	8	8	333	.344	5
Motter, Taylor	.213	60	221	30	47	8	0	8	26	0	1	2	26	0	58	3	2	6	357	.300	5
Mullen, Robert	.200	2	5	1	1	0	0	1	2	0	0	0	0	0	0	0	0	0	800	.200	0
Perez, Brallan	.254	74	268	30	68	7	1	1	21	3	2	6	26	0	48	5	7	5	299	.331	7
Persico, Luke	.257	37	136	21	35	6	2	2	17	1	1	1	13	0	38	1	0	4	375	.325	3
Ramirez, Tyler	.240	79	279	35	67	14	2	5	42	0	3	7	47	1	89	5	2	4	358	.360	1
Theroux, Collin	.180	93	306	42	55	13	0	12	36	1	4	4	49	0	178	0	0	2	340	.298	8
White III, Mikey	.261	97	391	59	102	26	0	10	61	1	2	7	40	2	102	2	3	8	404	.339	13
Zambrano, Jesus	.000	1	3	0	0	0	0	0	0	0	0	1	0	0	2	0	0	0	000	.250	0
<b>Team Total</b>	<b>.245</b>	<b>139</b>	<b>4643</b>	<b>621</b>	<b>1136</b>	<b>211</b>	<b>47</b>	<b>91</b>	<b>574</b>	<b>19</b>	<b>40</b>	<b>65</b>	<b>545</b>	<b>10</b>	<b>1356</b>	<b>105</b>	<b>53</b>	<b>79</b>	<b>369</b>	<b>.330</b>	<b>93</b>

PITCHERS	W	L	ERA	G	GS	CG	SHO	SV	SVO	IP	H	R	ER	HR	HB	BB	IBB	SO	WP	BK	AVG
Alexander, Tyler	1	1	0.56	8	0	0	0	0	1	16.0	7	1	1	0	0	5	0	14	0	0	137
Bracewell, Ben	0	0	0.00	2	0	0	0	0	0	4.0	1	0	0	0	1	3	0	4	0	0	083
Charles, Wandisson	1	0	1.88	9	0	0	0	0	0	14.1	9	4	3	1	0	5	0	17	0	0	173
Cochran-Gill, Trey	3	4	5.36	35	2	0	0	2	5	48.2	49	31	29	6	4	28	4	38	6	1	269
Duno, Angel	4	3	6.26	29	0	0	0	1	4	46.0	51	34	32	7	3	8	0	44	3	0	276
Dunshee, Parker	2	2	1.89	6	6	0	0	0	0	38.0	26	11	8	1	4	11	0	34	2	0	195
Erwin, Zack	6	3	3.22	39	0	0	0	7	7	58.2	71	28	21	6	1	15	3	68	3	0	306
Finnegan, Kyle	0	1	1.59	21	0	0	0	9	11	22.2	16	5	4	0	1	7	1	36	4	0	190
Friedrichs, Kyle	6	7	3.43	20	19	0	0	0	0	112.2	121	45	43	5	5	31	0	81	2	0	281
Goldby, Cooper	0	0	108.00	1	0	0	0	0	0	0.2	5	8	8	1	1	2	0	0	0	0	714
Gorman III, John	4	5	4.76	43	1	0	0	8	12	56.2	63	35	30	7	4	19	2	72	5	0	283
Hall, Charles	0	0	27.00	1	0	0	0	0	0	1.1	2	4	4	1	1	1	0	2	0	0	333
Holmes, Grant	6	5	3.31	22	16	0	0	0	1	81.2	71	34	30	9	5	27	0	76	6	0	235
Howard, Brian	8	8	3.25	23	23	0	0	0	0	130.0	137	54	47	7	4	39	0	118	9	0	277
Hurtado, Jhenderson	0	0	0.00	1	1	0	0	0	0	4.0	2	0	0	0	1	2	0	4	1	0	154

PLAYER DEVELOPMENT

## Minor League Statistics, continued

PITCHERS	W	L	ERA	G	GS	CG	SHO	SV	SVO	IP	H	R	ER	HR	HB	BB	IBB	SO	WP	BK	AVG
Jefferies, Daulton	1	2	3.66	21	12	0	0	0	1	64.0	63	30	26	7	5	7	0	72	7	0	.255
Jordan, Mitchell	0	0	6.75	1	1	0	0	0	0	4.0	3	3	3	1	0	4	0	4	1	0	.214
Kaprielian, James	2	1	1.63	7	5	0	0	0	0	27.2	18	5	5	2	2	8	0	26	1	0	.186
Martinez, Seth	4	1	1.26	16	0	0	0	1	28.2	21	5	4	0	1	9	0	33	0	0	0	.206
McNutt, Trey	2	3	5.33	15	0	0	0	0	3	25.1	29	15	15	2	2	4	0	35	1	0	.287
Millburn, Matt	8	9	4.90	26	25	1	0	0	0	150.2	179	89	82	18	4	37	2	86	6	0	.302
Mondou, Nate	0	0	0.00	1	0	0	0	0	0	0.1	1	0	0	0	0	0	0	0	0	0	.500
Naile, James	8	7	5.54	24	21	0	0	1	1	125.0	155	83	77	12	8	44	0	82	4	0	.306
Puk, A.J.	0	0	4.32	6	1	0	0	0	0	8.1	9	4	4	2	0	3	0	13	3	0	.281
Ruiz, Norge	0	2	3.74	19	0	0	0	1	3	33.2	37	17	14	4	1	9	0	30	2	0	.282
Seddon, Joel	0	0	16.43	4	1	0	0	0	0	7.2	19	14	14	3	1	4	0	4	0	0	.500
Stull, Cody	2	2	2.87	29	0	0	0	0	3	37.2	32	13	12	1	2	13	1	34	4	0	.227
Verrett, Logan	1	0	3.93	7	4	0	0	0	0	34.1	30	15	15	4	1	4	0	33	0	0	.234
Zambrano, Jesus	4	0	1.21	28	1	0	0	7	7	44.2	41	9	6	1	0	13	2	32	2	0	.246
<b>Team Total</b>	<b>73</b>	<b>66</b>	<b>3.92</b>	<b>139</b>	<b>139</b>	<b>1</b>	<b>11</b>	<b>36</b>	<b>60</b>	<b>1227.1</b>	<b>1268</b>	<b>596</b>	<b>535</b>	<b>108</b>	<b>62</b>	<b>362</b>	<b>15</b>	<b>1092</b>	<b>72</b>	<b>1</b>	<b>.270</b>

## STOCKTON

BATTERS	AVG	G	AB	R	H	2B	3B	HR	RBI	SH	SF	HP	BB	IBB	SO	SB	CS	DP	SLG	OBP	E
Allen, Nick	.292	72	288	45	84	22	5	3	25	8	0	4	28	0	52	13	5	2	.434	.363	6
Armenteros, Lazaro	.222	126	459	65	102	22	5	17	61	0	0	6	73	1	227	22	6	4	.403	.336	4
Beck, Austin	.251	85	338	40	85	22	4	8	49	0	3	2	24	0	126	2	2	6	.411	.302	4
Bride, Jonah	.279	115	402	54	112	18	4	10	58	0	3	17	44	0	97	2	0	6	.418	.371	8
Cross, Matt	.091	3	11	1	1	0	0	1	1	0	0	1	1	0	6	0	0	0	.364	.231	1
Devenenzi, Jordan	.251	73	227	17	57	6	0	1	20	3	3	7	15	0	59	0	0	9	.291	.313	2
Eierman, Jeremy	.208	131	501	57	104	22	7	13	64	3	4	5	39	0	177	11	3	12	.357	.270	15
Giarratano, Nico	.193	28	88	13	17	3	0	1	7	0	1	2	9	0	36	1	0	4	.261	.280	1
Gonzalez, Yhoelny	.133	14	45	6	6	1	0	0	2	0	0	1	4	1	25	2	0	0	.156	.220	0
Gridley, Ryan	.274	59	237	27	65	15	0	3	20	2	2	3	17	0	43	4	2	2	.376	.328	5
Hannah, Jameson	.283	92	375	48	106	25	3	2	31	0	3	6	29	1	88	6	7	3	.381	.341	3
Hargrove, Hunter	.209	48	182	13	38	8	1	3	21	0	0	1	13	1	43	0	1	7	.313	.265	2
Hundley, Nick	.190	5	21	3	4	1	0	0	1	0	0	0	2	0	7	0	0	1	.238	.261	0
Loehr, Trace	.291	93	350	54	102	20	3	3	40	0	2	3	30	1	71	10	7	9	.391	.351	11
Martinez, Seth	—	1	0	0	0	0	0	0	0	0	0	0	0	0	0	0	0	0	—	—	0
McDonald, Mickey	.229	66	214	28	49	6	4	0	20	2	4	3	29	0	66	12	6	3	.294	.324	2
Mullen, Robert	.280	70	250	31	70	15	0	10	36	0	4	7	13	0	65	0	0	5	.460	.328	7
Perez, Brallan	.192	10	26	2	5	2	0	0	1	0	0	0	2	0	7	1	0	1	.269	.250	1
Phegley, Josh	.400	1	5	2	2	0	0	0	1	0	0	0	0	0	2	0	0	0	.400	.400	0
Rincones, Rafael	.091	4	11	0	1	0	0	0	1	0	0	1	3	0	6	0	0	0	.091	.333	2
Rivas III, Alfonso	.283	114	431	60	122	24	3	8	55	0	5	7	66	3	113	2	2	8	.408	.383	5
Schwarz, JJ	.109	20	64	2	7	1	0	0	3	0	0	0	7	0	19	0	0	2	.125	.197	1
Squier, Payton	.176	21	74	10	13	5	0	0	3	0	0	1	4	0	11	1	0	2	.243	.228	2
Watson, Josh	.109	20	55	9	6	1	1	1	7	0	2	1	11	0	19	2	0	2	.218	.261	1
<b>Team Total</b>	<b>.249</b>	<b>138</b>	<b>4654</b>	<b>587</b>	<b>1158</b>	<b>239</b>	<b>40</b>	<b>84</b>	<b>527</b>	<b>18</b>	<b>36</b>	<b>78</b>	<b>463</b>	<b>8</b>	<b>1365</b>	<b>91</b>	<b>41</b>	<b>88</b>	<b>.372</b>	<b>.325</b>	<b>95</b>

PITCHERS	W	L	ERA	G	GS	CG	SHO	SV	SVO	IP	H	R	ER	HR	HB	BB	IBB	SO	WP	BK	AVG
Altamirano, Xavier	5	13	5.61	28	26	0	0	0	0	130.0	156	90	81	23	8	39	1	104	8	1	.293
Bassitt, Chris	0	0	0.00	1	1	0	0	0	0	3.0	0	0	0	0	0	0	0	7	0	0	.000
Bayer, Peter	1	1	3.38	37	0	0	0	4	6	50.2	38	21	19	3	6	38	0	60	8	0	.205
Bray, Jake	2	3	5.34	35	1	0	0	4	5	60.2	63	37	36	12	2	32	1	74	2	0	.266
Charles, Wandisson	0	0	3.16	18	0	0	0	2	3	25.2	14	15	9	1	3	18	0	39	9	0	.161
Cochran-Gill, Trey	0	2	5.06	9	0	0	0	2	4	10.2	12	6	6	3	1	8	2	7	1	0	.300
Conley, Bryce	3	1	2.78	9	7	0	0	0	0	32.1	20	11	10	4	2	21	0	29	1	0	.183
Cotton, Jharel	1	1	6.00	4	2	0	0	0	0	9.0	7	6	6	3	0	2	0	9	0	0	.200
Damron, Ty	1	0	2.03	17	0	0	0	0	0	26.2	13	6	6	2	3	9	0	31	1	1	.155
Danielak, Michael	3	0	3.41	16	0	0	0	0	0	29.0	27	15	11	3	3	8	0	40	1	0	.245
Duno, Angel	0	2	4.08	11	0	0	0	0	1	17.2	17	9	8	2	0	2	0	15	1	1	.254
Estrada, Marco	0	1	8.10	3	3	0	0	0	0	6.2	9	7	6	3	0	1	0	8	0	1	.300
Feigl, Brady	5	11	4.42	27	25	0	0	0	0	134.1	148	83	66	12	8	35	0	119	7	0	.282
Friedrichs, Kyle	0	0	3.38	3	3	0	0	0	0	10.2	9	4	4	1	2	3	0	8	0	0	.237
Giarratano, Nico	0	0	6.75	3	0	0	0	0	0	2.2	2	2	2	1	1	1	0	1	0	0	.200
Gilbert, Will	5	1	4.30	35	0	0	0	0	0	58.2	56	36	28	7	3	23	0	66	1	0	.246
Hargrove, Hunter	0	0	6.00	3	0	0	0	0	0	3.0	5	2	2	0	0	2	0	4	0	0	.357



PITCHERS	W	L	ERA	G	GS	CG	SHO	SV	SVO	IP	H	R	ER	HR	HB	BB	IBB	SO	WP	BK	AVG
Harris, Hogan	0	2	2.51	7	7	0	0	0	0	28.2	18	8	8	2	1	10	0	29	2	0	.184
Highberger, Nick	5	4	4.38	44	0	0	0	6	11	63.2	61	40	31	5	5	36	3	46	8	0	.255
Hurtado, Jhenderson	0	1	36.00	1	1	0	0	0	0	1.0	3	4	4	0	1	2	0	1	0	0	.500
Jackson, Edwin	1	0	3.60	1	1	0	0	0	0	5.0	5	2	2	1	0	0	0	9	0	0	.263
Jefferies, Daulton	1	0	2.40	5	3	0	0	0	0	15.0	10	4	4	1	0	2	0	21	0	0	.182
Jordan, Mitchell	10	7	4.41	27	22	0	0	0	0	140.2	141	75	69	24	8	39	0	131	14	0	.258
Kaprielian, James	2	2	4.46	11	10	0	0	0	0	36.1	35	19	18	6	4	8	0	43	0	0	.250
Kelly, Rafael	0	1	4.15	6	5	0	0	0	0	26.0	27	15	12	3	1	9	0	20	0	0	.257
Krall, Pat	2	3	5.12	23	1	0	0	1	2	31.2	41	18	18	2	1	11	0	23	1	1	.318
Leal, David	0	0	4.50	1	1	0	0	0	0	4.0	4	2	2	0	0	1	0	2	0	0	.250
Loehr, Trace	0	0	0.00	1	0	0	0	0	0	0.1	1	0	0	0	0	0	0	1	1	0	.500
Luzardo, Jesus	1	0	0.90	3	1	0	0	0	0	10.0	6	1	1	1	0	0	0	18	1	0	.171
Manaea, Sean	0	2	9.72	3	3	0	0	0	0	8.1	14	11	9	1	0	4	0	10	1	0	.368
Mariñez, Eric	1	0	5.40	20	0	0	0	1	1	30.0	26	18	18	2	4	17	0	41	9	0	.222
Marks, Wyatt	2	2	5.40	4	4	0	0	0	0	18.1	15	11	11	2	0	14	0	10	1	0	.224
Martinez, Seth	3	3	3.25	26	0	0	0	2	5	43.0	29	16	16	3	4	9	0	41	1	0	.193
McDonald, Mickey	0	0	0.00	1	0	0	0	0	0	1.0	0	0	0	0	0	0	0	1	0	0	.000
Nambiar, Kumar	1	0	6.00	1	0	0	0	0	0	3.0	3	3	2	0	0	3	0	2	0	0	.273
Perez, Ballan	0	0	0.00	1	0	0	0	0	0	1.0	2	0	0	0	0	0	0	1	0	0	.400
Pineda, Leudeny	0	1	11.25	1	1	0	0	0	0	4.0	7	5	5	1	0	2	0	3	2	0	.389
Poche', Jared	0	6	8.53	8	1	0	0	0	0	25.1	26	25	24	4	3	16	0	21	1	1	.268
Puk, A.J.	0	0	6.00	3	3	0	0	0	0	6.0	5	5	4	2	0	4	0	9	0	0	.238
Seddon, Joel	0	2	6.59	5	2	0	0	0	0	13.2	18	10	10	2	0	6	0	15	0	0	.321
Sheehan, Sam	0	4	7.48	22	0	0	0	0	1	27.2	31	29	23	1	1	37	0	43	12	0	.282
Varland, Gus	2	1	2.39	5	4	0	0	0	0	26.1	23	8	7	3	0	8	0	27	0	1	.235
Zambrano, Jesus	1	1	1.88	15	0	0	0	2	3	28.2	19	7	6	2	0	8	0	31	2	0	.186
<b>Team Total</b>	<b>60</b>	<b>78</b>	<b>4.49</b>	<b>138</b>	<b>138</b>	<b>0</b>	<b>10</b>	<b>24</b>	<b>42</b>	<b>1210.0</b>	<b>1166</b>	<b>686</b>	<b>604</b>	<b>148</b>	<b>75</b>	<b>488</b>	<b>7</b>	<b>1220</b>	<b>96</b>	<b>7</b>	<b>.252</b>

## BELOIT

BATTERS	AVG	G	AB	R	H	2B	3B	HR	RBI	SH	SF	HP	BB	IBB	SO	SB	CS	DP	SLG	OBP	E
Brito, Marcos	.181	62	204	21	37	8	0	2	13	1	1	0	22	0	67	3	4	2	.250	.260	12
Calabuig, Chase	.304	13	46	4	14	2	0	1	5	0	0	0	12	0	10	1	2	1	.413	.448	1
Churlin, Anthony	.259	91	328	31	85	16	0	4	39	2	3	6	31	0	98	8	6	5	.345	.332	5
Farrar, Logan	.221	72	244	34	54	8	0	2	27	1	3	3	34	0	70	5	2	4	.279	.320	5
Foyle, Devin	.235	95	327	49	77	15	3	6	43	2	4	6	52	0	98	16	8	3	.355	.347	2
Goldby, Cooper	.172	10	29	1	5	1	0	0	2	0	0	0	4	0	7	1	0	1	.207	.273	2
Gridley, Ryan	.259	53	189	27	49	14	1	3	20	2	1	5	16	0	32	6	2	7	.392	.332	6
Jones, John	.238	86	298	36	71	9	0	6	42	0	3	4	52	0	86	2	2	7	.329	.356	7
Madden, Lester	.212	105	391	43	83	19	4	2	38	1	1	5	22	0	118	5	6	5	.297	.263	9
Osborne, Nick	.240	67	246	26	59	19	1	7	38	0	5	1	23	0	87	6	5	9	.411	.302	5
Pena, Joseph	.241	96	336	54	81	9	3	1	28	4	5	7	61	0	65	9	4	9	.295	.364	13
Perez, Brallan	.222	3	9	1	2	0	0	0	0	0	0	2	1	0	2	1	1	0	.222	.417	0
Sanchez, Santis	.168	46	161	10	27	8	0	2	14	0	2	3	12	0	52	0	0	2	.255	.236	8
Schuemann, Max	.256	94	340	57	87	29	1	3	35	2	2	14	30	0	75	25	11	6	.374	.339	14
Schwarz, JJ	.179	24	78	6	14	1	0	3	11	0	3	1	10	0	21	0	0	3	.308	.272	3
Squier, Payton	.315	36	127	18	40	8	1	0	13	0	1	2	15	0	30	8	1	3	.394	.393	2
Vance, Cobie	.232	85	293	39	68	18	0	1	28	0	7	6	39	0	59	4	1	9	.304	.328	12
Vaughan, Noah	.170	15	47	4	8	1	2	1	4	0	0	0	1	0	25	0	0	0	.340	.188	3
Ward, Nick	.232	85	293	35	68	10	3	4	35	2	2	6	40	0	91	6	1	2	.328	.334	13
Weber, Skyler	.195	101	343	41	67	19	0	4	34	2	2	5	35	0	87	11	3	8	.286	.278	12
Woodworth, Michael	.217	26	83	10	18	1	0	0	7	2	1	3	12	0	18	4	1	1	.229	.333	1
<b>Team Total</b>	<b>.230</b>	<b>138</b>	<b>4412</b>	<b>547</b>	<b>1014</b>	<b>215</b>	<b>19</b>	<b>52</b>	<b>476</b>	<b>21</b>	<b>46</b>	<b>79</b>	<b>524</b>	<b>0</b>	<b>1198</b>	<b>121</b>	<b>60</b>	<b>87</b>	<b>.323</b>	<b>.320</b>	<b>148</b>

PITCHERS	W	L	ERA	G	GS	CG	SHO	SV	SVO	IP	H	R	ER	HR	HB	BB	IBB	SO	WP	BK	AVG
Birlingmair, Reid	6	6	4.02	24	21	0	0	0	0	123.0	108	62	55	12	6	50	0	120	14	0	.235
Cerny, Charlie	2	5	3.57	38	0	0	0	8	10	53.0	45	29	21	1	5	37	2	42	11	2	.236
Charles, Wandisson	1	0	3.22	13	0	0	0	0	0	1	22.1	12	9	8	1	1	20	0	37	6	.158
Cohen, Chase	5	10	4.64	27	18	0	0	2	3	114.1	113	68	59	9	4	56	1	106	15	1	.260
Coker, Calvin	1	3	4.82	24	0	0	0	3	4	37.1	33	21	20	4	3	7	0	33	5	0	.234
Conley, Bryce	3	4	3.73	16	12	0	0	1	1	70.0	51	31	29	7	6	38	0	69	4	0	.202
Damron, Ty	0	0	1.50	9	0	0	0	1	1	18.0	6	3	3	0	2	9	0	25	1	0	.105
Danielak, Michael	3	1	2.05	19	0	0	0	1	1	30.2	28	8	7	3	0	6	2	38	3	0	.237
DeMers, Joe	5	4	5.49	23	13	0	0	2	2	95.0	111	59	58	11	9	17	0	75	5	0	.294
Goldby, Cooper	0	0	0.00	2	0	0	0	0	0	1.1	0	0	0	0	0	0	0	0	0	0	.000

PLAYER DEVELOPMENT

**Minor League Statistics, continued**

PITCHERS	W	L	ERA	G	GS	CG	SHO	SV	SVO	IP	H	R	ER	HR	HB	BB	IBB	SO	WP	BK	AVG
Guasch, Richard	0	4	4.53	18	10	0	0	2	3	59.2	52	31	30	1	6	37	0	77	12	2	.236
Hurtado, Jhenderson	1	1	2.61	7	5	0	0	1	1	31.0	22	13	9	1	4	13	1	38	1	1	.190
Infante, Angello	3	6	2.83	13	8	0	0	1	3	60.1	51	26	19	3	5	13	0	37	2	0	.228
Kelly, Rafael	5	4	2.81	13	8	0	0	1	1	57.2	48	26	18	6	0	11	0	50	4	1	.219
Lebron, Jaimito	2	1	3.86	35	1	0	0	0	2	51.1	50	27	22	2	6	24	0	50	3	2	.263
Mariñez, Eric	4	2	2.87	25	0	0	0	10	11	31.1	19	12	10	0	3	18	3	44	5	1	.173
Martinez, Daniel	1	1	2.35	4	3	0	0	0	0	15.1	12	9	4	1	3	6	0	14	0	0	.211
McIntyre, Aiden	3	10	4.15	27	22	0	0	1	1	112.2	98	68	52	5	7	76	0	150	18	1	.228
Mejia, Jeferson	0	0	90.00	3	0	0	0	0	0	1.0	5	10	10	0	0	8	0	1	3	0	.714
Murray, Michael	0	4	10.13	5	3	0	0	0	1	13.1	18	16	15	1	2	7	0	14	2	0	.333
Nightengale, Bryce	1	6	5.29	16	9	0	0	0	0	49.1	44	35	29	3	3	35	0	40	8	0	.239
Pena, Joseph	0	0	0.00	1	0	0	0	0	0	1.0	1	0	0	0	0	1	0	0	0	0	.333
Reagan, Josh	4	2	2.20	16	0	0	0	0	3	32.2	27	16	8	3	3	12	0	31	3	0	.221
Reuss, Adam	0	5	4.89	9	5	0	0	0	0	38.2	42	31	21	3	6	20	0	30	10	0	.273
Ward, Nick	1	0	0.00	4	0	0	0	0	1	3.2	5	1	0	0	0	1	0	0	1	0	.313
Withers, Brandon	3	5	4.87	41	0	0	0	2	7	61.0	78	41	33	3	7	22	0	60	16	0	.308
<b>Team Total</b>	<b>54</b>	<b>84</b>	<b>4.10</b>	<b>138</b>	<b>138</b>	<b>0</b>	<b>5</b>	<b>36</b>	<b>57</b>	<b>1185.0</b>	<b>1080</b>	<b>652</b>	<b>540</b>	<b>80</b>	<b>91</b>	<b>544</b>	<b>9</b>	<b>1181</b>	<b>152</b>	<b>13</b>	<b>.241</b>

**VERMONT**

BATTERS	AVG	G	AB	R	H	2B	3B	HR	RBI	SH	SF	HP	BB	IBB	SO	SB	CS	DP	SLG	OBP	E
Bautista, Danny	.276	15	58	7	16	2	1	0	3	0	1	0	4	0	16	0	3	1	.345	.317	1
Bechina, Marty	.235	47	179	18	42	10	1	3	17	1	1	2	13	0	53	1	1	4	.352	.292	7
Butler, Lawrence	.177	55	192	20	34	5	2	4	22	0	2	1	26	0	90	1	0	1	.286	.276	3
Cross, Matt	.000	5	14	0	0	0	0	0	0	0	0	0	2	0	3	0	0	1	1.000	.176	0
Davidson, Logan	.239	54	205	42	49	7	0	4	12	0	0	1	21	0	55	5	0	3	.332	.345	12
Diaz, Jordan	.264	70	277	31	73	17	1	9	47	0	4	1	18	2	46	2	2	10	.430	.307	15
Gordon, Jorge	.140	19	57	3	8	1	0	0	3	1	1	1	3	0	27	0	0	0	.158	.194	0
Harris, Dustin	.321	23	84	10	27	2	0	0	10	0	1	2	11	0	19	0	3	1	.345	.408	4
McCann, Kyle	.192	55	198	23	38	7	1	7	25	0	0	2	25	1	81	0	0	6	.343	.289	7
Osborne, Nick	.181	22	72	5	13	4	0	0	4	1	1	1	5	0	15	1	0	1	.236	.241	0
Quintin, Christopher	.194	10	31	1	6	1	0	0	1	0	0	0	3	0	16	0	1	0	.226	.265	3
Richards, Kevin	.228	68	254	20	58	17	1	4	37	2	6	2	12	0	76	1	1	6	.350	.263	3
Rivas, Jose	.204	57	191	22	39	7	3	1	14	0	0	8	19	0	42	2	2	2	.288	.303	11
Selman, Shane	.140	36	107	10	15	6	1	0	6	0	1	2	13	0	30	0	0	1	.215	.244	0
Vargas, Yerdel	.158	60	196	20	31	5	0	4	20	1	0	2	19	0	73	1	1	2	.245	.240	11
Vaughan, Noah	.122	31	90	10	11	1	0	2	7	1	0	4	6	0	38	2	3	0	.200	.210	0
Ward, Nick	.267	13	45	13	12	2	0	2	5	0	1	3	11	0	6	0	1	0	.444	.433	4
Watson, Josh	.218	23	78	8	17	3	0	1	6	1	0	3	15	1	25	0	0	3	.295	.365	0
Woodworth, Michael	.221	33	113	12	25	3	0	0	10	1	2	7	12	0	18	4	2	2	.248	.328	4
<b>Team Total</b>	<b>.211</b>	<b>75</b>	<b>2441</b>	<b>275</b>	<b>514</b>	<b>100</b>	<b>11</b>	<b>41</b>	<b>249</b>	<b>9</b>	<b>21</b>	<b>44</b>	<b>248</b>	<b>4</b>	<b>729</b>	<b>20</b>	<b>20</b>	<b>44</b>	<b>.311</b>	<b>.293</b>	<b>91</b>

PITCHERS	W	L	ERA	G	GS	CG	SHO	SV	SVO	IP	H	R	ER	HR	HB	BB	IBB	SO	WP	BK	AVG
Baum, Tyler	0	3	4.70	11	11	0	0	0	0	30.2	29	18	16	4	2	7	0	34	2	0	.246
Berrios, Osvaldo	0	4	5.79	11	6	0	0	0	1	37.1	44	28	24	5	3	11	0	29	3	0	.295
Briggs, Austin	1	1	4.71	19	0	0	0	0	0	28.2	32	24	15	2	3	22	1	22	7	0	.278
Coker, Calvin	0	0	4.91	6	0	0	0	1	1	3.2	4	3	2	0	0	4	1	2	1	0	.267
Coletti, Vince	1	1	5.40	14	0	0	0	0	0	23.1	31	16	14	0	0	8	2	20	4	0	.313
Cota, Clark	2	3	5.06	19	0	0	0	0	1	32.0	26	22	18	1	3	24	0	37	5	0	.218
Cushing, Jack	2	6	5.59	11	6	0	0	0	0	37.0	40	27	23	5	1	20	0	21	4	0	.274
Guasch, Robert	0	0	0.00	1	1	0	0	0	0	4.0	1	0	0	0	0	1	0	5	1	0	.077
Harris, Hogan	1	3	3.12	8	6	0	0	0	0	26.0	14	11	9	2	3	9	0	36	1	0	.154
Hurtado, Jhenderson	3	0	0.77	7	0	0	0	1	1	23.1	12	2	2	1	3	10	0	34	2	0	.156
Infante, Angello	0	3	3.86	4	3	0	0	0	0	14.0	14	9	6	2	2	3	0	12	0	0	.250
Kelly, Rafael	1	0	5.40	1	1	0	0	0	0	5.0	5	3	3	0	1	1	0	6	0	0	.263
Martinez, Jorge	5	2	3.67	17	0	0	0	1	1	34.1	31	17	14	2	5	15	1	47	6	0	.231
Mejia, Jeferson	1	2	4.76	18	0	0	0	5	6	28.1	30	17	15	5	3	8	1	42	4	0	.275
Mora, Jose	2	0	2.30	20	0	0	0	11	12	27.1	8	8	7	0	2	15	1	47	7	0	.093
Morban, Richard	2	1	2.67	15	9	0	0	0	0	70.2	63	24	21	5	5	26	1	69	10	0	.244
Murray, Michael	3	1	2.47	12	11	0	0	0	0	47.1	42	13	13	2	1	9	0	45	0	1	.244
Noa, Yorlenis	1	6	5.36	14	6	0	0	1	1	47.0	43	30	28	1	2	20	0	40	1	1	.247
Pantuso, Alexander	0	0	4.50	2	0	0	0	0	0	4.0	4	3	2	0	0	0	0	8	0	0	.250
Peluse, Colin	2	1	2.25	8	5	0	0	0	0	24.0	21	8	6	1	5	6	0	26	0	1	.226

PITCHERS	W	L	ERA	G	GS	CG	SHO	SV	SVO	IP	H	R	ER	HR	HB	BB	IBB	SO	WP	BK	AVG
Pineda, Leudeny	2	1	7.36	7	2	0	0	0	1	22.0	34	21	18	2	5	12	0	19	4	0	.358
Reagan, Josh	0	0	0.90	4	0	0	0	1	1	10.0	8	2	1	1	1	1	0	18	0	0	.211
Sanchez, Carlos	4	0	2.88	18	0	0	0	1	2	40.2	27	16	13	3	1	16	0	38	3	0	.181
Selman, Shane	0	0	0.00	1	0	0	0	0	0	1.0	0	0	0	0	0	2	0	2	0	0	.000
Shuman, Seth	0	3	2.39	11	8	0	0	0	0	37.2	34	14	10	2	1	9	0	21	1	0	.246
Ward, Nick	0	1	—	1	0	0	0	0	0	0.0	1	1	0	0	0	1	1	0	0	0	0.000
<b>Team Total</b>	<b>33</b>	<b>42</b>	<b>3.79</b>	<b>75</b>	<b>75</b>	<b>0</b>	<b>3</b>	<b>22</b>	<b>28</b>	<b>659.1</b>	<b>598</b>	<b>337</b>	<b>278</b>	<b>46</b>	<b>52</b>	<b>260</b>	<b>9</b>	<b>680</b>	<b>66</b>	<b>3</b>	<b>.241</b>

## ARIZONA GOLD

BATTERS	AVG	G	AB	R	H	2B	3B	HR	RBI	SH	SF	HP	BB	IBB	SO	SB	CS	DP	SLG	OBP	E
Alvarez, Wilson	.248	27	109	23	27	4	1	0	8	1	0	1	12	0	18	4	0	3	.303	.328	2
Astorri, Cesarre	.161	29	87	10	14	4	2	0	11	0	2	7	11	0	30	1	0	1	.253	.299	4
Bechina, Marty	.302	14	53	13	16	9	0	1	15	0	1	14	1	12	0	2	0	528	.449	1	
Betancourt, Marcos	.286	5	14	3	4	0	0	0	1	0	0	1	2	0	3	0	0	0	.286	.412	0
Cross, Matt	.235	33	98	17	23	3	2	3	16	0	2	1	19	0	25	0	1	4	.398	.358	2
Dingcong, Gio	.157	38	115	20	18	3	0	3	15	0	2	2	18	0	43	1	1	4	.261	.277	3
Gonzalez, Yhoelny	.317	30	123	26	39	3	2	1	15	2	0	1	11	1	39	8	3	1	.398	.378	2
Gordon, Jorge	.250	2	8	0	2	0	0	0	2	0	0	0	0	0	2	0	0	0	.250	.250	0
Hundley, Nick	.250	2	4	2	1	0	0	0	1	3	0	0	1	4	0	1	0	0	1.000	.667	0
Jones, Alonzo	.217	8	23	3	5	0	0	0	0	0	0	0	8	0	11	1	1	1	.217	.419	0
Martinez, Ramon	.236	38	106	14	25	5	0	1	11	0	1	0	13	0	36	5	1	1	.311	.317	2
McCann, Kyle	.400	5	20	10	8	2	2	2	7	0	0	0	5	0	6	0	0	0	1.000	.520	0
McGarry, Matt	.280	34	93	17	26	6	1	0	12	0	0	2	20	0	24	3	2	3	.366	.417	6
Murphy, Sean	.214	9	28	8	6	2	0	1	1	0	0	0	4	1	4	0	0	3	.393	.313	1
Pantoja, Enrry	.412	15	51	8	21	2	0	0	11	0	2	2	7	0	6	3	2	3	.451	.484	0
Peralta, Elvis	.282	48	177	41	50	9	1	2	20	3	0	4	30	0	47	10	6	3	.379	.398	15
Quintin, Christopher	.273	31	99	17	27	4	1	0	14	1	0	2	7	0	29	2	0	1	.333	.333	5
Rincones, Rafael	.276	46	174	25	48	5	2	2	39	0	4	5	24	0	47	3	1	2	.362	.372	4
Sanchez, Santis	.318	5	22	5	7	0	0	3	8	0	1	0	4	0	5	0	0	3	.727	.407	0
Schofield-Sam, T.J.	.071	6	14	1	1	0	0	0	1	0	0	0	2	0	4	0	0	2	.071	.188	1
Selman, Shane	.351	10	37	10	13	1	0	0	9	0	4	1	7	0	2	0	1	0	.378	.429	1
Serrano, Iraj	.252	38	111	19	28	4	0	0	15	0	0	3	18	0	27	1	1	2	.288	.371	4
Smith, Marcus	.361	29	97	21	35	6	1	0	14	1	1	0	20	0	29	1	1	1	.443	.466	2
Spitznagel, Ben	.154	5	13	3	2	0	0	0	0	0	0	1	5	0	2	2	1	0	.154	.421	0
Squier, Payton	.240	7	25	2	6	1	0	0	3	0	1	0	1	0	3	0	0	2	.280	.259	1
Woodworth, Michael	.276	7	29	11	8	3	1	2	10	0	1	4	4	0	4	0	0	1	.655	.421	1
Wright, Joshwan	.330	50	191	37	63	9	4	0	37	0	4	3	17	0	25	4	2	3	.419	.386	11
<b>Team Total</b>	<b>.272</b>	<b>56</b>	<b>1921</b>	<b>366</b>	<b>523</b>	<b>85</b>	<b>20</b>	<b>22</b>	<b>298</b>	<b>8</b>	<b>26</b>	<b>42</b>	<b>287</b>	<b>3</b>	<b>484</b>	<b>49</b>	<b>26</b>	<b>44</b>	<b>.372</b>	<b>.374</b>	<b>80</b>

PITCHERS	W	L	ERA	G	GS	CG	SHO	SV	SVO	IP	H	R	ER	HR	HB	BB	IBB	SO	WP	BK	AVG
Alvarez, Wilson	0	0	0.00	1	0	0	0	0	0	0.1	0	0	0	0	0	2	0	0	0	0	.000
Basso, Bradley	0	0	1.75	15	1	0	0	0	0	25.2	20	9	5	0	2	8	0	38	1	1	.211
Berrios, Osvaldo	2	1	3.60	4	2	0	0	1	1	15.0	14	6	6	1	0	0	0	17	1	0	.241
Carrasco, Luis	0	0	6.91	6	4	0	0	0	0	14.1	19	11	11	0	1	4	0	12	3	2	.322
Coletti, Vince	0	0	2.25	2	0	0	0	0	0	4.0	2	1	1	1	0	0	0	2	0	0	.133
Cushing, Jack	1	0	9.00	2	1	0	0	0	0	5.0	11	5	5	1	0	2	0	4	1	0	.458
Dicochea, Jose	0	1	19.06	4	4	0	0	0	0	5.2	10	13	12	0	3	6	0	5	0	0	.400
Estrada, Marco	0	0	0.00	1	1	0	0	0	0	1.0	0	0	0	0	0	0	0	2	0	0	.000
Garcia, Gerald	0	2	5.32	14	12	0	0	0	0	45.2	55	33	27	3	1	12	0	57	4	0	.297
Gonzalez, Yhoelny	0	1	16.20	3	0	0	0	0	1	1.2	4	4	3	0	1	2	2	1	0	0	.500
Hall, Charles	3	1	3.55	12	4	0	0	0	0	33.0	24	15	13	0	1	9	0	40	5	0	.202
Jones, Malik	0	2	11.12	6	2	0	0	0	0	11.1	16	17	14	0	3	15	0	13	4	0	.348
Kiekhefer, Dean	0	1	7.94	4	2	0	0	0	0	5.2	8	6	5	0	0	1	0	6	0	0	.348
Kubo, Trayson	0	1	8.31	2	2	0	0	0	0	4.1	5	4	4	2	0	2	0	8	1	0	.294
Lage, Jesus	4	0	5.61	18	1	0	0	0	1	25.2	26	18	16	1	8	15	0	27	4	1	.257
Leal, David	6	0	1.43	15	0	0	0	0	1	37.2	21	9	6	0	4	3	0	50	2	0	.162
Munoz, Keiro	0	2	4.42	11	0	0	0	0	1	18.1	15	9	9	2	2	7	0	18	2	0	.227
Pantuso, Alexander	1	2	2.33	14	0	0	0	3	3	19.1	11	6	5	0	0	12	0	33	3	0	.167
Patterson, Nathan	0	1	4.76	3	3	0	0	0	0	5.2	3	3	3	1	0	1	0	8	0	0	.150
Rafuse, Zach	3	1	2.45	14	0	0	0	0	2	33.0	27	9	9	0	0	8	0	32	0	0	.229
Santos, Pedro	2	2	2.73	9	6	0	0	0	0	29.2	26	13	9	0	3	16	0	38	6	1	.230
Serrano, Iraj	0	0	5.79	4	0	0	0	0	0	4.2	6	5	3	1	0	3	0	0	0	0	.300
Stull, Cody	0	1	1.93	3	0	0	0	1	1	4.2	4	1	1	0	0	1	0	8	0	0	.222
Vazquez, Robin	1	1	5.66	14	10	0	0	0	0	49.1	58	40	31	6	9	18	0	62	11	1	.293

## Minor League Statistics, continued

PITCHERS	W	L	ERA	G	GS	CG	SHO	SV	SVO	IP	H	R	ER	HR	HB	BB	IBB	SO	WP	BK	AVG
Wahl, Austin	2	0	10.80	18	0	0	0	0	1	21.2	30	28	26	1	4	21	1	27	14	0	.337
Weisenburger, Jack	0	1	3.00	11	1	0	0	4	4	15.0	7	6	5	0	1	10	0	28	7	0	.140
Wheatcroft, Chase	0	1	6.00	16	0	0	0	1	1	27.0	39	22	18	2	3	7	2	29	5	0	.339
Whittlesey, Brock	5	3	4.50	18	0	0	0	1	2	28.0	35	21	14	0	4	4	0	29	1	0	.321
Woolfolk, Dallas	0	0	2.25	3	0	0	0	0	0	4.0	1	1	0	0	2	0	4	0	0	0	.071
<b>Team Total</b>	<b>31</b>	<b>25</b>	<b>4.75</b>	<b>56</b>	<b>56</b>	<b>0</b>	<b>3</b>	<b>11</b>	<b>19</b>	<b>496.1</b>	<b>497</b>	<b>315</b>	<b>262</b>	<b>22</b>	<b>50</b>	<b>191</b>	<b>5</b>	<b>598</b>	<b>75</b>	<b>6</b>	<b>.261</b>

## ARIZONA GREEN

BATTERS	AVG	G	AB	R	H	2B	3B	HR	RBI	SH	SF	HP	BB	IBB	SO	SB	CS	DP	SLG	OBP	E
Alvarez, Wilson	.324	27	111	17	36	5	1	0	10	1	2	2	13	1	31	3	1	4	.387	.398	6
Basilia, Givaine	.237	42	131	23	31	3	2	1	10	3	0	3	12	0	45	8	3	4	.313	.315	9
Betancourt, Marcos	.160	23	81	4	13	3	0	0	12	0	0	3	9	0	22	1	0	2	.198	.269	1
Bonilla, Jose	.195	48	164	17	32	6	1	1	24	0	0	1	25	1	71	1	3	2	.262	.305	9
Buelvas, Brayen	.300	44	160	26	48	10	7	3	27	0	1	3	22	2	46	12	5	3	.506	.392	4
Davila, Geykler	.182	9	22	2	4	1	0	0	2	0	0	0	3	0	6	1	0	1	.227	.280	4
Dingcong, Gio	.267	4	15	3	4	0	0	0	0	0	0	0	1	0	6	0	0	0	.267	.313	1
Giarratano, Nico	.533	6	15	8	8	1	0	0	1	0	1	0	6	0	1	0	2	0	.600	.636	0
Greer, Jalen	.165	42	121	10	20	1	1	0	10	0	2	2	21	0	69	4	1	3	.190	.295	13
Harris, Dustin	.328	35	125	23	41	10	1	1	16	0	0	1	14	1	20	9	4	1	.448	.400	5
Jones, Alonzo	.167	4	12	1	2	0	0	0	0	0	0	0	0	0	4	0	0	0	.167	.167	0
Jones, Gavin	.208	52	192	28	40	6	0	1	20	0	2	3	20	0	75	3	6	3	.255	.290	11
Koehler, Matthew	.249	45	169	20	42	12	2	1	22	3	0	2	22	0	44	9	0	1	.361	.342	4
Lopez, Hansen	.236	32	110	11	26	4	3	1	16	0	2	0	7	0	49	1	0	2	.355	.277	4
Mackey, Davonn	.162	13	37	3	6	1	0	0	3	0	0	0	4	0	16	0	0	0	.189	.244	3
Murphy, Sean	.500	1	2	1	1	0	0	0	0	0	0	0	3	0	1	0	0	0	.500	.800	0
Paulino, Jhoan	.239	50	197	26	47	17	3	2	25	1	2	1	13	0	61	2	6	2	.386	.286	16
Romero, Jorge	.273	12	33	5	9	0	1	1	4	0	0	3	4	0	15	2	0	0	.424	.400	3
Schofield-Sam, T.J.	.233	16	60	9	14	2	0	0	5	0	0	0	9	0	14	1	0	1	.267	.333	7
Serrano, Iraj	.176	7	17	3	3	0	0	0	1	0	0	2	6	0	7	2	0	1	.176	.440	0
Vaughan, Noah	.230	17	74	16	17	6	1	2	12	0	1	0	5	0	18	1	1	1	.419	.275	0
Watson, Josh	.227	7	22	3	5	0	0	0	1	0	0	3	4	0	5	3	0	1	.227	.414	0
<b>Team Totals</b>	<b>.240</b>	<b>56</b>	<b>1870</b>	<b>259</b>	<b>449</b>	<b>88</b>	<b>23</b>	<b>14</b>	<b>221</b>	<b>8</b>	<b>13</b>	<b>29</b>	<b>223</b>	<b>5</b>	<b>626</b>	<b>63</b>	<b>29</b>	<b>35</b>	<b>.334</b>	<b>.328</b>	<b>122</b>

PITCHERS	W	L	ERA	G	GS	CG	SHO	SV	SVO	IP	H	R	ER	HR	HB	BB	IBB	SO	WP	BK	AVG
Alvarez, Wilson	0	0	0.00	2	0	0	0	0	0	1.1	1	0	0	0	0	1	0	1	0	0	.250
Aquino, Ismael	1	1	4.58	10	1	0	0	0	0	17.2	15	15	9	0	2	11	0	20	7	0	.227
Baram, Edward	0	0	6.57	16	0	0	0	1	4	24.2	24	21	18	1	2	22	0	33	7	0	.255
Basilia, Givaine	0	0	5.40	2	0	0	0	0	0	1.2	3	3	1	0	0	0	0	0	0	0	.333
Dicochea, Jose	0	2	7.31	6	5	0	0	0	0	16.0	18	14	13	3	1	8	0	9	4	0	.290
Dingcong, Gio	0	0	27.00	1	0	0	0	0	0	0.1	0	1	1	0	0	3	0	0	0	0	.000
Gray, Cole	0	1	4.50	2	1	0	0	0	0	2.0	1	1	1	1	1	0	0	2	0	0	.143
Herrera, Dennis	0	4	3.61	14	13	0	0	0	0	47.1	37	27	19	3	2	27	0	46	6	6	.208
Jones, Gavin	0	0	0.00	1	0	0	0	0	0	1.0	0	0	0	0	0	0	0	0	0	0	.000
Jones, Malik	1	0	8.36	9	1	0	0	0	1	14.0	18	17	13	0	4	12	0	12	3	0	.327
Juan, Jorge	1	5	7.29	13	6	0	0	0	0	33.1	32	34	27	1	5	33	0	36	14	1	.258
Kubo, Trayson	0	1	9.00	9	3	0	0	1	1	14.0	22	19	14	0	0	10	0	20	2	0	.333
Lopez, Hansen	1	0	0.00	1	0	0	0	0	0	1.2	1	0	0	0	0	0	0	0	0	0	.200
Luzardo, Jesus	0	0	0.00	1	1	0	0	0	0	2.0	1	0	0	0	0	0	0	5	0	0	.143
Manzanillo, Manuel	1	4	7.11	17	0	0	0	0	2	25.1	37	28	20	2	1	17	0	27	10	1	.356
Martinez, Luis	4	1	3.02	15	4	0	0	0	0	41.2	48	19	14	3	2	5	0	38	3	0	.279
Monseratt, Jesus	1	1	6.11	17	0	0	0	0	0	28.0	38	25	19	5	3	9	0	32	8	1	.311
Munoz, Keiro	0	1	6.30	7	0	0	0	0	1	10.0	9	7	7	0	1	7	0	11	3	0	.243
Nambiar, Kumar	1	4	5.25	15	5	0	0	0	0	36.0	37	22	21	0	1	17	0	47	1	1	.270
Nightengale, Bryce	0	0	4.50	1	1	0	0	0	0	2.0	1	1	1	0	1	1	0	1	1	0	.167
Pineda, Leudeny	0	2	4.05	6	6	0	0	0	0	26.2	27	19	12	1	3	5	0	28	0	0	.257
Romero, Sam	2	1	4.97	16	0	0	0	3	3	29.0	32	18	16	0	2	10	2	35	8	0	.281
Sanchez, Livan	1	5	6.15	14	4	0	0	0	1	45.1	52	41	31	1	5	27	0	44	19	0	.289
Santos, Pedro	0	1	8.78	6	5	0	0	0	0	13.1	19	14	13	0	3	18	0	11	5	1	.352
Serrano, Iraj	0	0	18.00	2	0	0	0	0	0	2.0	7	4	4	1	0	0	0	1	2	0	.583
Vaughan, Noah	1	0	0.00	1	0	0	0	0	0	0.2	1	1	0	0	0	1	0	0	0	0	.500
Walkinshaw, Jake	2	0	3.28	18	0	0	0	1	3	24.2	26	11	9	1	1	4	0	29	6	0	.265
Yearego, Dominic	2	2	2.16	15	0	0	0	1	3	25.0	20	13	6	1	0	12	0	38	8	0	.208
<b>Team Totals</b>	<b>20</b>	<b>36</b>	<b>5.31</b>	<b>56</b>	<b>56</b>	<b>0</b>	<b>0</b>	<b>7</b>	<b>19</b>	<b>486.2</b>	<b>527</b>	<b>375</b>	<b>287</b>	<b>24</b>	<b>39</b>	<b>260</b>	<b>2</b>	<b>526</b>	<b>117</b>	<b>11</b>	<b>.274</b>

# DOMINICAN

BATTERS	AVG	G	AB	R	H	2B	3B	HR	RBI	SH	SF	HP	BB	IBB	SO	SB	CS	DP	SLG	OBP	E
Avila, Albert	.162	49	148	21	24	4	2	0	9	0	5	2	29	1	40	3	3	3	.216	.299	1
Beltran, Nelson	.167	43	126	22	21	1	0	0	8	1	1	6	13	0	38	10	1	1	.175	.274	20
Bueivas, Brayán	.244	23	78	4	19	5	1	0	14	0	0	2	8	0	14	4	4	3	.333	.330	1
Cruz, Christopher	.184	63	196	24	36	7	0	2	15	2	5	6	36	1	76	3	3	0	.250	.321	7
Davila, Geykler	.143	5	7	3	1	1	0	0	0	0	0	1	4	0	4	0	0	0	.286	.500	1
Escorche, Jose	.217	54	166	18	36	1	3	1	18	3	3	7	14	0	55	16	4	1	.277	.300	18
Garcia, Kelvin	.138	36	94	6	13	2	0	1	10	0	2	4	10	0	47	0	0	0	.191	.245	0
Hernandez, Marcelo	—	1	0	0	0	0	0	0	0	0	0	0	0	0	0	0	0	0	—	—	1
Hipolito, Cesar	.170	35	112	14	19	4	0	0	3	1	1	6	22	0	36	9	2	3	.205	.333	3
Lelis, Matheus	.203	29	74	9	15	2	0	0	6	0	1	1	10	0	16	0	3	1	.230	.302	6
Martinez, Ramon	.230	19	61	7	14	2	0	2	5	1	0	0	6	0	21	4	2	0	.361	.299	2
Montero, Darlyn	.213	55	188	20	40	6	3	0	17	0	5	1	23	0	58	8	3	1	.277	.295	9
Mujica, Jose	.262	51	164	21	43	3	0	0	16	2	1	5	19	0	32	10	0	1	.280	.354	11
Pastrano, Jose	.190	46	121	15	23	6	1	0	12	4	1	3	14	0	30	12	2	0	.256	.288	0
Salom, Dereck	.198	41	126	17	25	5	0	0	5	3	1	1	23	0	25	5	2	4	.238	.325	10
Sanchez, Saul	.195	42	113	14	22	7	0	0	11	1	1	5	24	0	29	8	0	5	.257	.357	5
Santana, Juan	.200	42	115	15	23	3	0	0	18	1	0	4	21	0	28	0	2	0	.226	.343	3
Santana, Ronny	.118	27	68	3	8	1	0	0	3	1	0	2	8	0	14	0	0	0	.132	.231	7
Vallejo, Otoniel	.167	56	198	18	33	1	2	0	15	0	1	1	19	0	63	7	2	1	.192	.242	7
<b>Team Total</b>	<b>.193</b>	<b>70</b>	<b>2155</b>	<b>251</b>	<b>415</b>	<b>61</b>	<b>12</b>	<b>6</b>	<b>185</b>	<b>20</b>	<b>28</b>	<b>57</b>	<b>303</b>	<b>2</b>	<b>626</b>	<b>99</b>	<b>33</b>	<b>24</b>	<b>.240</b>	<b>.305</b>	<b>125</b>

PITCHERS	W	L	ERA	G	GS	CG	SHO	SV	SVO	IP	H	R	ER	HR	HB	BB	IBB	SO	WP	BK	AVG
Cantillo, Marshall	3	1	8.69	17	0	0	0	0	1	19.2	22	22	19	0	3	23	0	26	10	1	.286
Cedano, Alexis	3	0	3.55	17	0	0	0	0	1	25.1	25	14	10	1	1	13	0	30	9	1	.248
De Paula, Willy	0	0	17.18	4	1	0	0	0	0	3.2	6	7	7	1	2	6	0	6	5	0	.353
Delgado, Gabriel	1	0	2.86	15	0	0	0	3	4	22.0	14	12	7	0	2	7	1	18	3	0	.173
Florentino, Luis	3	1	1.99	14	7	0	0	2	2	49.2	38	17	11	2	4	14	0	43	10	0	.209
Garza, Roberto	3	4	3.74	13	5	0	0	0	0	43.1	38	19	18	1	4	13	0	33	6	1	.238
Gimenez, Dheygler	0	0	4.50	2	1	0	0	0	0	2.0	2	1	1	0	0	2	0	1	0	0	.250
Gonzalez, Adriel	4	2	3.22	13	6	0	0	0	1	44.2	36	19	16	0	3	14	0	23	3	2	.221
Gonzalez, Dangiover	2	3	6.03	14	6	0	0	0	0	37.1	29	29	25	1	10	24	0	23	16	1	.213
Gonzalez, James	2	3	4.82	7	4	0	0	0	0	18.2	18	13	10	1	3	5	0	22	0	0	.250
Gonzalez, Jose	1	0	3.04	15	0	0	0	0	0	26.2	26	17	9	0	1	8	0	24	1	0	.245
Guante, Wander	2	3	3.77	12	5	0	0	0	0	45.1	47	24	19	2	7	10	0	29	7	1	.266
Hernandez, Marcelo	3	3	2.25	16	0	0	0	1	2	32.0	33	14	8	0	0	7	0	42	2	0	.254
Leandro, Carlos	0	8	8.84	14	8	0	0	0	1	38.2	35	46	38	1	10	42	1	34	8	3	.248
Medina, Alonzo	0	1	3.05	17	0	0	0	5	5	20.2	10	8	7	0	8	18	0	21	8	0	.147
Montilla, Stiven	0	5	3.54	13	8	0	0	1	2	48.1	39	24	19	1	7	40	0	35	7	0	.235
Rodriguez, Roger	2	3	2.70	14	5	0	0	1	1	50.0	44	20	15	2	6	9	0	39	6	0	.240
Rojas, Edwin	0	4	4.60	13	10	0	0	0	0	47.0	59	29	24	2	5	30	0	32	12	0	.317
Sanchez, Yehizon	0	0	0.43	7	4	0	0	0	0	21.0	11	3	1	0	3	7	0	15	3	0	.151
<b>Team Total</b>	<b>29</b>	<b>41</b>	<b>3.99</b>	<b>70</b>	<b>70</b>	<b>0</b>	<b>5</b>	<b>13</b>	<b>20</b>	<b>596.0</b>	<b>532</b>	<b>338</b>	<b>264</b>	<b>15</b>	<b>79</b>	<b>292</b>	<b>2</b>	<b>496</b>	<b>116</b>	<b>10</b>	<b>.239</b>

## 2019 MINOR LEAGUE ALL-STARS

### Pacific Coast League, Midseason

Paul Blackburn  
Jorge Mateo

Mikey White  
Luis Barrera\*  
Dairon Blanco  
Greg Deichmann

### Midwest League, Midseason

Eric Marinez  
Aiden McIntyre

### Texas League, Postseason

Brian Howard

### California League, Midseason

Brady Feigl  
Mitchell Jordan  
Nick Allen  
Alfonso Rivas  
Lazaro Armenteros  
Jameson Hannah

### New York-Penn League, Midseason

Jorge Martinez  
Jordan Diaz

### Texas League, Midseason

Kyle Finnegan  
John Gorman  
Brian Howard  
Collin Theroux

\*All-Star Game MVP

# ORGANIZATIONAL LEADERS

## ORGANIZATIONAL BATTING LEADERS

BATTING AVERAGE	CLUB(S)	Avg.	G	AB	R	H	HR	RBI
Joseph, Corban	LV	.371	97	383	63	142	13	73
Payton, Mark	LV	.334	118	395	80	132	30	97
Neuse, Sheldon	LV	.317	126	498	99	158	27	102
Brown, Seth	LV	.297	112	451	101	134	37	104
Loehr, Trace	STK, LV	.295	108	386	65	114	5	45
Barreto, Franklin	LV	.295	98	373	88	110	19	65
Rivas III, Alfonso	STK, LV	.292	122	463	62	135	9	60
Mateo, Jorge	LV	.289	119	532	95	154	19	78
Hannah, Jameson	STK	.283	92	375	48	106	2	31
Calabuig, Chase	BEL, MID	.283	122	449	61	127	5	55

(Minimum 300 AB)

HITS	CLUB(S)	H	HOME RUNS	CLUB(S)	HR	RBI	CLUB(S)	RBI
Neuse, Sheldon	LV	158	Brown, Seth	LV	37	Brown, Seth	LV	104
Mateo, Jorge	LV	154	Payton, Mark	LV	30	Neuse, Sheldon	LV	102
Fowler, Dustin	LV	154	Neuse, Sheldon	LV	27	Payton, Mark	LV	97
Joseph, Corban	LV	142	Fowler, Dustin	LV	25	Fowler, Dustin	LV	89
Rivas III, Alfonso	STK, LV	135	Barreto, Franklin	LV	19	Mateo, Jorge	LV	78
Brown, Seth	LV	134	Mateo, Jorge	LV	19	Joseph, Corban	LV	73
Payton, Mark	LV	132	Armenteros, Lazaro	STK	17	Diaz, Edwin	MID, LV	72
Calabuig, Chase	BEL, MID	127	Campbell, Eric	LV	16	Barreto, Franklin	LV	65
Loehr, Trace	STK, LV	114	Diaz, Edwin	MID, LV	14	Campbell, Eric	LV	65
Bride, Jonah	STK, MID	114	Joseph, Corban	LV	13	Eierman, Jeremy	STK	64
Gridley, Ryan	BEL, STK	114	Eierman, Jeremy	STK	13			

RUNS SCORED	CLUB(S)	R	DOUBLES	CLUB(S)	2B	TRIPLES	CLUB(S)	3B
Brown, Seth	LV	101	Diaz, Edwin	MID, LV	36	Mateo, Jorge	LV	14
Neuse, Sheldon	LV	99	Joseph, Corban	LV	35	Blanco, Dairon	MID	12
Fowler, Dustin	LV	98	Neuse, Sheldon	LV	31	Barrera, Luis	MID	11
Mateo, Jorge	LV	95	Payton, Mark	LV	30	Buelvas, Braylan	DSL, AZL	8
Barreto, Franklin	LV	88	Barreto, Franklin	LV	29	Diaz III, Edwin	MID, LV	7
Payton, Mark	LV	80	Brown, Seth	LV	29	Eierman, Jeremy	STK	7
Armenteros, Lazaro	STK	65	Gridley, Ryan	BEL, STK	29	Fowler, Dustin	LV	7
Loehr, Trace	STK, LV	65	Mateo, Jorge	LV	29	Brown, Seth	LV	6
Campbell, Eric	LV	64	Schuemann, Max	BEL	29	Barreto, Franklin	LV	5
Joseph, Corban	LV	63	Rivas III, Alfonso	STK, LV	26	Allen, Nick	STK	5
Diaz, Edwin	MID, LV	63	White III, Mickey	MID, LV	26	Armenteros, Lazaro	STK	5

WALKS	CLUB(S)	BB	STOLEN BASES	CLUB(S)	SB	EXTRA-BASE HITS	CLUB(S)	XBH
Calabuig, Chase	BEL, MID	75	Blanco, Dairon	MID	27	Brown, Seth	LV	72
Armenteros, Lazaro	STK	73	Schuemann, Max	BEL	25	Payton, Mark	LV	63
Ramirez, Tyler	MID, LV	68	Mateo, Jorge	LV	24	Mateo, Jorge	LV	62
Rivas III, Alfonso	STK, LV	68	Armenteros, Lazaro	STK	22	Neuse, Sheldon	LV	60
Pena, Joseph	BEL	61	Deichmann, Greg	MID	19	Diaz, Edwin	MID, LV	57
Mondou, Nate	MID	58	Buelvas, Braylan	DSL, AZL	16	Fowler, Dustin	LV	54
Neuse, Sheldon	LV	56	Escorche, Jose	DSL	16	Barreto, Franklin	LV	53
Campbell, Eric	LV	54	Foyle, Devin	BEL	16	Joseph, Corban	LV	52
Foyle, Devin	BEL	52	McDonald, Mickey	STK, MID	16	Armenteros, Lazaro	STK	44
Jones, John	BEL	52	Barreto, Franklin	LV	15	Eierman, Jeremy	STK	42

TOTAL BASES	CLUB(S)	TB	SLUGGING PCT.	CLUB(S)	SLG	ON-BASE PCT.	CLUB(S)	OBP
Brown, Seth	LV	286	Payton, Mark	LV	.653	Joseph, Corban	LV	.421
Neuse, Sheldon	LV	274	Brown, Seth	LV	.634	Payton, Mark	LV	.400
Mateo, Jorge	LV	268	Joseph, Corban	LV	.585	Neuse, Sheldon	LV	.389
Fowler, Dustin	LV	265	Barreto, Franklin	LV	.552	Calabuig, Chase	BEL, MID	.388
Payton, Mark	LV	258	Neuse, Sheldon	LV	.550	Rivas III, Alfonso	STK, LV	.387
Joseph, Corban	LV	224	Mateo, Jorge	LV	.504	Campbell, Eric	LV	.382
Barreto, Franklin	LV	206	Campbell, Eric	LV	.492	Barreto, Franklin	LV	.374
Diaz, Edwin	MID, LV	201	Fowler, Dustin	LV	.477	Bride, Jonah	STK, MID	.368
Rivas III, Alfonso	STK, MID	196	Blanco, Dairon	MID	.468	Pena, Joseph	BEL	.364
Armenteros, Lazaro	STK	185	Bolt, Skye	LV	.459	Loehr, Trace	STK, LIV	.352

## ORGANIZATIONAL PITCHING LEADERS

EARNED RUN AVERAGE	CLUB(S)	W-L	ERA	IP	H	BB	SO
Holmes, Grant	MID, LV	6-5	3.23	86.1	77	28	81
Kelly, Rafael	VER, BEL, STK	6-5	3.35	88.2	80	21	76
Conley, Bryce	BEL, STK	6-5	3.43	102.1	71	59	98
Friedrichs, Kyle	STK, MID	6-7	3.43	123.1	130	34	89
Birlingmair, Reid	BEL	6-6	4.02	123.0	108	50	120
McIntyre, Aiden	BEL	3-10	4.15	112.2	99	76	150
Howard, Brian	MID, LV	8-9	4.30	144.1	165	47	134
Blackburn, Paul	LV	11-3	4.34	132.2	133	34	92
Dunshee, Parker	MID, LV	6-7	4.36	130.0	112	48	124
Feigl, Brady	STK	5-11	4.42	134.1	148	35	119

(Minimum 80 IP)

WINS	CLUB(S)	W	SAVES	CLUB(S)	SV	COMPLETE GAMES	CLUB(S)	CG
Blackburn, Paul	LV	11	Finnegan, Kyle	MID, LV	14	Anderson, Tanner	LV	1
Naile, James	MID, LV	10	Mora, Jose	VER	11	Milburn, Matt	MID	1
Jordan, Mitchell	STK, MID	10	Schlitter, Brian	LV	11			
Anderson, Tanner	LV	9	Marinez, Eric	STK, MID	11			
Howard, Brian	MID, LV	8	Zambrano, Jesus	STK, MID	9			
Milburn, Matt	MID	8	Cerny, Charlie	BEL	8			
Martinez, Seth	STK, MID	7	Gorman III, John	MID	8			
McNutt, Trey	MID, LV	7	Erwin, Zack	MID	7			
12 tied		6	Hightberger, Nick	STK	6			
			Mejia, Jeferson	VER, BEL	5			
			Medina, Alonzo	DSL	5			

INNINGS PITCHED	CLUB(S)	IP	STRIKEOUTS	CLUB(S)	SO
Milburn, Matt	MID	150.2	McIntyre, Aiden	BEL	150
Jordan, Mitchell	STK, MID	144.2	Jordan, Mitchell	STK, MID	135
Howard, Brian	MID, LV	144.1	Howard, Brian	MID, LV	134
Naile, James	MID, LV	141.1	Dunshee, Parker	MID, LV	124
Feigl, Brady	STK	134.1	Birlingmair, Reid	BEL	120
Blackburn, Paul	LV	132.2	Feigl, Brady	STK	119
Altamirano, Xavier	STK	130.0	Alexander, Tyler	MID, LV	110
Dunshee, Parker	MID, LV	130.0	Cohen, Chase	BEL	106
Friedrichs, Kyle	STK, MID	123.1	Altamirano, Xavier	STK	104
Birlingmair, Reid	BEL	123.0	Conley, Bryce	BEL, STK	98

## ORGANIZATIONAL STANDINGS

Club	First Half			Second Half			Overall			
	W-L	Pos.	GB	W-L	Pos.	GB	W-L	Pos.	GB	Pct.
Las Vegas (AAA)							83-57	1st	—	.593
Midland (AA)	34-35	2nd	0.5	39-31	1st	—	73-66	1st	—	.525
Stockton (A)	33-35	2nd	12.0	27-43	4th	12.0	60-78	4th	24.0	.435
Beloit (A)	27-41	8th	17.0	27-43	t-6th	19.0	54-84	7th	26.5	.391
Vermont (Short-A)							33-42	3rd	8.5	.440
AZL Gold (Rookie)	16-12	2nd	6.0	15-13	3rd	6.0	31-25	t-2nd	12.0	.554
AZL Green (Rookie)	11-17	7th	11.0	9-19	8th	12.0	20-36	7th	23.0	.357
Dominican (Rookie)							29-41	7th	12.0	.414

# 2019 DRAFT PICKS

Rd	Name	Pos	Year	School	Hometown	B/T	Ht	Wt
1	Logan Davidson	SS	Jr.	Clemson University	Charlotte, NC	S/R	6-3	185
2	Tyler Baum	RHP	Jr.	University of North Carolina	Ocoee, FL	R/R	6-2	195
3	Marcus Smith	CF	HS	Pembroke Hill High School	Kansas City, KS	L/L	5-11	190
4	Kyle McCann	C	Jr.	Georgia Tech University	Suwanee, GA	L/R	6-2	217
5	Jalen Greer	SS	HS	St. Rita High School	Chicago, IL	R/R	6-3	185
6	Seth Shuman	RHP	Jr.	Georgia Southern University	Valdosta, GA	R/R	6-1	195
7	Drew Millas	C	Jr.	Missouri State University	Swansea, IL	S/R	6-2	205
8	Jose Dicochea	RHP	HS	Sahuarita High School	Sahuarita, AZ	R/R	6-3	180
9	Colin Peluse	RHP	Jr.	Wake Forest University	Middletown, DE	R/R	6-3	230
10	Patrick McColl	1B	Sr.	Harvard University	Los Altos, CA	L/R	6-6	215
11	Dustin Harris	3B	JC	St. Petersburg College	Land O'Lakes, FL	L/R	6-2	185
12	T.J. Schofield-Sam	3B	HS	North Park Secondary School	Brampton, Ontario	L/R	6-1	185
13	Sahid Valenzuela	SS	Jr.	Cal State Fullerton	Yuma, AZ	S/R	5-9	165
14	Peyton Miller	RHP	JC	Tyler Junior College	Bullard, TX	R/R	6-1	170
15	Josh Watson	OF	Sr.	Texas Christian University	Arlington, TX	S/R	5-11	205
16	Brady Basso	LHP	Jr.	Oklahoma State University	Pearland, TX	R/L	6-2	213
17	Vince Coletti	RHP	Sr.	Florida Atlantic University	Hollywood, FL	R/R	6-2	210
18	Jorge Romero	OF	HS	Colegio Angel David HS	Carolina, PR	R/R	6-3	180
19	Jared McDonald	C	Sr.	Western Oregon University	Phoenix, AZ	R/R	6-2	180
20	Jack Weisenburger	RHP	Jr.	University of Michigan	Rockford, MI	R/R	6-3	220
21	Shane Selman	OF	Sr.	McNeese State University	Lake Charles, LA	R/L	5-11	198
22	Jack Cushing	RHP	Sr.	Georgetown University	Flower Mound, TX	R/R	6-3	195
23	Austin Wahl	RHP	Sr.	Cal State Monterey Bay	Hollister, CA	R/R	6-4	195
24	Trayson Kubo	RHP	Sr.	Stephen F. Austin	Waipahu, HI	R/R	6-0	180
25	Ty Duvall	C	Jr.	Vanderbilt University	Lebanon, OH	L/R	5-10	185
26	Elvis Peralta	SS	Sr.	Marshall University	Lawrence, MA	L/R	5-9	160
27	Gavin Jones	3B	JC	State Fair CC	Sedalia, MO	R/R	6-2	210
28	Wil Jensen	RHP	RSr.	Pepperdine University	Murray, UT	R/R	6-3	170
29	Michael Woodworth	2B	Sr.	University of Connecticut	Alameda, CA	R/R	5-9	175
30	Edward Baram	RHP	Sr.	Adelphi University	Saddle Brook, NJ	R/R	6-3	205
31	Matthew Koehler	CF	RSr.	Western Carolina University	Raleigh, NC	L/R	6-2	205
32	Marty Bechina	2B	Sr.	Michigan State University	Chicago, IL	R/R	6-0	200
33	Charles Hall	RHP	Sr.	Tusculum College	Dumfries, VA	R/R	5-10	170
34	Kumar Nambiar	LHP	Sr.	Yale University	Larchmont, NY	L/L	5-11	188
35	Zach Rafuse	RHP	Sr.	Univ. of South Carolina Aiken	Baker County, FL	R/R	6-0	185
36	Jake Walkinshaw	RHP	Sr.	Southern New Hampshire	Seymour, CT	R/R	6-3	200
37	Chase Wheatcroft	RHP	Sr.	Cal State Stanislaus	Santa Clarita, CA	R/R	6-6	180
38	David Leal	LHP	Sr.	Louisiana Tech	Houston TX	L/L	6-5	250
39	Derek Lee	OF	RSr.	University of Richmond	Frankfort, IL	L/R	6-2	185
40	Sam Romero	RHP	Sr.	Arizona State University	Phoenix, AZ	R/R	6-2	180

Bold indicated players signed

## ORGANIZATIONAL PLAYER AND PITCHER OF THE YEAR

1995	Steve Cox, Derek Manning	2008	Chris Carter, Trevor Cahill
1996	D.T. Cromer, Willie Adams	2009	Chris Carter, Pedro Figueroa
1997	Ben Grieve, Brad Rigby	2010	Grant Green, Ian Krol
1998	Eric Chavez, Jay Witasick	2011	Michael Choice/Jermaine Mitchell, Graham Godfrey
1999	Adam Piatt, Tim Hudson	2012	Miles Head, A.J. Griffin/Dan Straily
2000	Jose Ortiz, Barry Zito	2013	Anthony Aliotti, Sonny Gray
2001	Esteban German, Mario Ramos	2014	Dan Robertson/Matt Olson, Seth Streich
2002	Graham Koonce, Rich Harden	2015	Chad Pinder, Ryan Dull
2003	Graham Koonce, Rich Harden	2016	Ryon Healy, Daniel Mengden
2004	Dan Johnson, Jairo Garcia	2017	Matt Olson, A.J. Puk
2005	Andre Ethier, Dallas Braden	2018	Ramon Laureano, Jesus Luzardo
2006	Jeff Baisley, Jason Windsor	2019	Seth Brown, Daulton Jefferies
2007	Daric Barton, Trevor Cahill		



# ORGANIZATIONAL PLAYERS

## XAVIER N. ALTAMIRANO

RHP

**Born:** Douglas, Arizona, July 20, 1994; **Home:** Douglas, Arizona

**Bats:** Right; **Throws:** Right; **Height:** 6-1; **Weight:** 208

**Obtained:** Selected in the 27<sup>th</sup> round of the 2015 First-Year Player Draft

Graduated from Douglas HS (AZ)...signed by Yancy Ayres...played collegiately at Cochise College (AZ) and Oral Roberts University...as a junior at Oral Roberts in 2015, earned Summit League Pitcher of the Year honors...ranked tied for seventh in the organization with 130.0 innings pitched and ninth with 104 strikeouts in 2019...finished 2018 tied for fifth in the organization in wins (9) and was sixth in strikeouts (125) and innings (140.2).

Year	Club	W	L	ERA	G	GS	CG	SHO	SV	IP	H	R	ER	HR	HB	BB	IBB	SO	WP	BK
2015	AZL A's (R)	2	1	3.22	13	2	0	0	1	36.1	33	21	13	4	0	8	0	23	0	0
2016	Vermont (A)	3	3	2.48	14	9	0	0	0	65.1	60	22	18	3	3	10	0	57	3	1
	Beloit (A)	2	4	4.85	8	5	0	0	1	26.0	31	17	14	2	1	11	0	18	2	0
2017	Beloit (A)	8	6	3.59	31	14	0	0	2	117.2	106	53	47	8	6	31	1	95	5	0
2018	Beloit (A)	4	2	3.09	12	12	0	0	0	70.0	58	25	24	5	2	16	0	63	0	0
	Stockton (A)	5	6	6.62	13	13	0	0	0	70.2	96	54	52	11	11	17	0	62	3	0
2019	Stockton (A)	5	13	5.61	28	26	0	0	0	130.0	156	90	81	23	8	39	1	104	8	1
<b>Minor League Totals</b>		<b>29</b>	<b>35</b>	<b>4.34</b>	<b>119</b>	<b>81</b>	<b>0</b>	<b>0</b>	<b>4</b>	<b>516.0</b>	<b>540</b>	<b>282</b>	<b>249</b>	<b>56</b>	<b>31</b>	<b>132</b>	<b>2</b>	<b>422</b>	<b>21</b>	<b>2</b>

## WILSON GREGORIO ALVAREZ (RIVAS)

IF

**Born:** Maracay, Venezuela, May 19, 1998; **Home:** Palo Negro, Venezuela

**Bats:** Right; **Throws:** Right; **Height:** 5-10; **Weight:** 150

**Obtained:** Signed as a free agent to a minor league contract, March 28, 2016

Signed by Juan Villanueva...made his AZL debut in 2019, setting career highs in games (54), at-bats (220), runs (40), hits (63), doubles (8), triples (2), RBI (18) and walks (25).

Year	Club	AVG.	G	AB	R	H	2B	3B	HR	RBI	SH	SF	HP	BB	SO	SB	CS	SLG	OBP	E
2016	DSL A's (R)	.200	30	80	9	16	1	0	0	4	2	0	1	12	10	8	4	.213	.312	14
2017	DSL A's (R)	.304	43	115	16	35	2	0	0	8	6	0	5	11	18	8	8	.322	.389	8
2018	DSL A's (R)	.259	47	147	15	38	4	1	0	8	3	1	2	14	15	11	2	.299	.329	5
2019	AZL A's (R)	.286	54	220	40	63	9	2	0	18	2	2	3	25	49	7	1	.345	.364	8
<b>Minor League Totals</b>		<b>.270</b>	<b>174</b>	<b>562</b>	<b>80</b>	<b>152</b>	<b>16</b>	<b>3</b>	<b>0</b>	<b>38</b>	<b>13</b>	<b>3</b>	<b>11</b>	<b>62</b>	<b>92</b>	<b>34</b>	<b>15</b>	<b>.310</b>	<b>.353</b>	<b>35</b>

## LAZARO ROBERSY ARMENTEROS (ARANGO)

OF

**Born:** La Habana, Cuba, May 22, 1999; **Home:** Santo Domingo, Dominican Republic

**Bats:** Right; **Throws:** Right; **Height:** 6-1; **Weight:** 195

**Obtained:** Signed as a free agent to a minor league contract, July 2, 2016

Signed by Raul Gomez...named the A's ninth-best prospect by *Baseball America* following the 2017 season and sixth best following the 2018 season...finished 2019 second in the organization in walks (73) and fourth in steals (22)...was a 2019 California League Midseason All-Star.

Year	Club	AVG.	G	AB	R	H	2B	3B	HR	RBI	SH	SF	HP	BB	SO	SB	CS	SLG	OBP	E
2017	DSL A's (R)	.167	6	18	6	3	0	0	0	1	0	1	4	3	9	2	2	.167	.385	1
	AZL A's (R)	.288	41	156	24	45	9	4	4	22	0	2	7	16	48	10	1	.474	.376	5
2018	Beloit (A)	.277	79	292	43	81	8	2	8	39	0	2	10	36	115	8	6	.401	.374	3
2019	Stockton (A)	.222	126	459	65	102	22	5	17	61	0	0	6	73	227	22	6	.403	.336	4
<b>Minor League Totals</b>		<b>.250</b>	<b>252</b>	<b>925</b>	<b>138</b>	<b>231</b>	<b>39</b>	<b>11</b>	<b>29</b>	<b>123</b>	<b>0</b>	<b>5</b>	<b>27</b>	<b>128</b>	<b>399</b>	<b>42</b>	<b>15</b>	<b>.410</b>	<b>.356</b>	<b>13</b>

## CESARE ASTORRI

C

**Born:** Parma, Italy, June 26, 1998; **Home:** Parma, Italy

**Bats:** Right; **Throws:** Right; **Height:** 5-11; **Weight:** 185

**Obtained:** Signed as a free agent to a minor league contract, January 10, 2018

Signed by Trevor Ryan.

Year	Club	AVG.	G	AB	R	H	2B	3B	HR	RBI	SH	SF	HP	BB	SO	SB	CS	SLG	OBP	E
2018	AZL A's (R)	.289	16	45	6	13	2	0	0	5	0	0	0	5	7	0	0	.333	.360	2
2019	AZL A's (R)	.161	29	87	10	14	4	2	0	11	0	2	7	11	30	1	0	.253	.299	4
<b>Minor League Totals</b>		<b>.205</b>	<b>45</b>	<b>132</b>	<b>16</b>	<b>27</b>	<b>6</b>	<b>2</b>	<b>0</b>	<b>16</b>	<b>0</b>	<b>2</b>	<b>7</b>	<b>16</b>	<b>37</b>	<b>1</b>	<b>0</b>	<b>.280</b>	<b>.318</b>	<b>6</b>

## Organizational Players, continued

### EDWARD ANTHONY BARAM

RHP

**Born:** Hackensack, New Jersey, June 2, 1997; **Home:** El Cajon, California

**Bats:** Right; **Throws:** Right; **Height:** 6-4; **Weight:** 205

**Obtained:** Selected in the 30th round of the 2019 First Year Player Draft

Signed by Ronald Vaughn...played four seasons for Adelphi University in Garden City, New York...was named the Eastern College Athletic Conference's Pitcher of the Year and was name a First Team All-American by the National Collegiate Baseball Writers Association following the 2019 season...finished his collegiate career 18-13 with a 2.62 ERA and 226 strikeouts in 244.1 innings pitched.

Year	Club	W	L	ERA	G	GS	CG	SHO	SV	IP	H	R	ER	HR	HB	BB	IBB	SO	WP	BK
2019	AZL A's (R)	0	0	6.57	16	0	0	0	1	24.2	24	21	18	1	2	22	0	33	7	0
<b>Minor League Totals</b>		<b>0</b>	<b>0</b>	<b>6.57</b>	<b>16</b>	<b>0</b>	<b>0</b>	<b>0</b>	<b>1</b>	<b>24.2</b>	<b>24</b>	<b>21</b>	<b>18</b>	<b>1</b>	<b>2</b>	<b>22</b>	<b>0</b>	<b>33</b>	<b>7</b>	<b>0</b>

### GIVAINÉ NATHANAEL BASILIA

IF

**Born:** Willemstad, Curaçao, June 22, 2000; **Home:** Willemstad, Curaçao

**Bats:** Right; **Throws:** Right; **Height:** 6-1; **Weight:** 160

**Obtained:** Signed as a free agent to a minor league contract, July 2, 2017

Signed by Juan Mosquera.

Year	Club	AVG.	G	AB	R	H	2B	3B	HR	RBI	SH	SF	HP	BB	SO	SB	CS	SLG	OBP	E
2018	DSL A's (R)	.216	47	139	24	30	5	1	0	11	1	0	2	16	43	26	6	.266	.306	9
2019	AZL A's (R)	.237	42	131	23	31	3	2	1	10	3	0	3	12	45	8	3	.313	.315	9
<b>Minor League Totals</b>		<b>.226</b>	<b>89</b>	<b>270</b>	<b>47</b>	<b>61</b>	<b>8</b>	<b>3</b>	<b>1</b>	<b>21</b>	<b>4</b>	<b>0</b>	<b>5</b>	<b>28</b>	<b>88</b>	<b>34</b>	<b>9</b>	<b>.289</b>	<b>.310</b>	<b>18</b>

### BRADY MARSHALL BASSO

LHP

**Born:** Pearland, Texas, October 8, 1997; **Home:** Pearland, Texas

**Bats:** Right; **Throws:** Left; **Height:** 6-2; **Weight:** 210

**Obtained:** Selected in the 16th round of the 2019 First Year Player Draft

Signed by Christopher Reilly...played three seasons for Oklahoma State...finished his collegiate career 4-5 with a 5.76 ERA in 44 appearances, seven of which were starts...struck out 73 batters in 65.2 career innings pitched.

Year	Club	W	L	ERA	G	GS	CG	SHO	SV	IP	H	R	ER	HR	HB	BB	IBB	SO	WP	BK
2019	AZL A's (R)	0	0	1.75	15	1	0	0	0	25.2	20	9	5	0	2	8	0	38	1	1
<b>Minor League Totals</b>		<b>0</b>	<b>0</b>	<b>1.75</b>	<b>15</b>	<b>1</b>	<b>0</b>	<b>0</b>	<b>0</b>	<b>25.2</b>	<b>20</b>	<b>9</b>	<b>5</b>	<b>0</b>	<b>2</b>	<b>8</b>	<b>0</b>	<b>38</b>	<b>1</b>	<b>1</b>

### TYLER COLE BAUM

RHP

**Born:** Orlando, Florida, January 14, 1998; **Home:** Ocoee, Florida

**Bats:** Right; **Throws:** Right; **Height:** 6-2; **Weight:** 195

**Obtained:** Selected in the second round of the 2019 First Year Player Draft

Signed by William Avent...played three seasons for the University of North Carolina...was an All-ACC selection in 2019 for the Tar Heels...finished his collegiate career 18-4 with a 3.71 ERA in 51 appearances, 43 of which were starts...logged 22 strikeouts and 84 walks in 221.0 career innings pitched.

Year	Club	W	L	ERA	G	GS	CG	SHO	SV	IP	H	R	ER	HR	HB	BB	IBB	SO	WP	BK
2019	Vermont (A)	0	3	4.70	11	11	0	0	0	30.2	29	18	16	4	2	7	0	34	2	0
<b>Minor League Totals</b>		<b>0</b>	<b>3</b>	<b>4.70</b>	<b>11</b>	<b>11</b>	<b>0</b>	<b>0</b>	<b>0</b>	<b>30.2</b>	<b>29</b>	<b>18</b>	<b>16</b>	<b>4</b>	<b>2</b>	<b>7</b>	<b>0</b>	<b>34</b>	<b>2</b>	<b>0</b>

### DANIEL BAUTISTA (DE LOS SANTOS)

OF

**Born:** Phoenix, Arizona, September 20, 2000; **Home:** Santo Domingo, Dominican Republic

**Bats:** Right; **Throws:** Right; **Height:** 6-1; **Weight:** 193

**Obtained:** Signed as a free agent to a minor league contract, October 4, 2017

Signed by Yendri Bachelor.

Year	Club	AVG.	G	AB	R	H	2B	3B	HR	RBI	SH	SF	HP	BB	SO	SB	CS	SLG	OBP	E
2018	DSL A's (R)	.261	12	46	8	12	1	0	1	7	1	1	0	9	10	6	4	.348	.375	1
	AZL A's (R)	.200	43	110	19	22	7	3	0	11	0	1	4	14	41	3	1	.318	.310	5
2019	Vermont (A)	.276	15	58	7	16	2	1	0	3	0	1	0	4	16	0	3	.345	.317	1
<b>Minor League Totals</b>		<b>.234</b>	<b>70</b>	<b>214</b>	<b>34</b>	<b>50</b>	<b>10</b>	<b>4</b>	<b>1</b>	<b>21</b>	<b>1</b>	<b>3</b>	<b>4</b>	<b>27</b>	<b>67</b>	<b>9</b>	<b>8</b>	<b>.332</b>	<b>.327</b>	<b>7</b>

**Born:** Santa Monica, California, March 6, 1994; **Home:** Parker, Colorado  
**Bats:** Right; **Throws:** Right; **Height:** 6-4; **Weight:** 195  
**Obtained:** Acquired via trade from Tampa Bay on May 25, 2018 for Wilmer Font

Selected in the ninth round of the 2016 First-Year Player Draft by Tampa Bay...attended Cal Poly Pomona and the University of Richmond.

Year	Club	W	L	ERA	G	GS	CG	SHO	SV	IP	H	R	ER	HR	HB	BB	IBB	SO	WP	BK
2016	Princeton (R)	2	1	0.83	10	7	0	0	0	32.2	18	4	3	1	1	3	0	45	0	0
2017	Bowling Green (A)	2	3	4.84	25	4	0	0	1	67.0	57	37	36	5	4	48	0	95	6	0
2018	Charlotte (A)	0	0	18.00	5	0	0	0	0	4.0	7	8	8	2	2	6	0	6	2	0
	Stockton (A)	0	0	40.50	3	1	0	0	0	1.1	3	6	6	1	1	6	0	2	2	0
2019	Stockton (A)	1	1	3.38	37	0	0	0	4	50.2	38	21	19	3	6	38	0	60	8	0
<b>Minor League Totals</b>		<b>5</b>	<b>5</b>	<b>4.16</b>	<b>80</b>	<b>12</b>	<b>0</b>	<b>0</b>	<b>5</b>	<b>155.2</b>	<b>123</b>	<b>76</b>	<b>72</b>	<b>12</b>	<b>14</b>	<b>101</b>	<b>0</b>	<b>208</b>	<b>18</b>	<b>0</b>

MARTIN GLYNN BECHINA

Goes by "Marty"  
**Born:** Chicago, Illinois, October 31, 1996; **Home:** Chicago, Illinois  
**Bats:** Right; **Throws:** Right; **Height:** 6-0; **Weight:** 195  
**Obtained:** Selected in the 32nd round of the 2019 First Year Player Draft

Signed by Richard Sparks...played four seasons for Michigan State...in 2019 was Academic All-Big Ten, MSU's Big Ten Sportsmanship Award winner, MSU's John Kobs Most Valuable Player Award winner and Kirk Gibson Offensive Player of the Year Award winner...finished his collegiate career hitting .258 with a .351 on-base percentage, 20 home runs, 114 runs, 110 RBI and 35 steals in 210 games played.

Year	Club	AVG.	G	AB	R	H	2B	3B	HR	RBI	SH	SF	HP	BB	SO	SB	CS	SLG	OBP	E
2019	AZL A's (R)	.302	14	53	13	16	9	0	1	15	0	1	1	14	12	0	2	.528	.449	1
	Vermont (A)	.235	47	179	18	42	10	1	3	17	1	1	2	13	53	1	1	.352	.292	7
<b>Minor League Totals</b>		<b>.250</b>	<b>61</b>	<b>232</b>	<b>31</b>	<b>58</b>	<b>19</b>	<b>1</b>	<b>4</b>	<b>32</b>	<b>1</b>	<b>1</b>	<b>2</b>	<b>27</b>	<b>65</b>	<b>1</b>	<b>3</b>	<b>.392</b>	<b>.333</b>	<b>8</b>

AUSTIN STEVEN BECK

**Born:** Winston Salem, North Carolina, November 21, 1998; **Home:** Phoenix, Arizona  
**Bats:** Right; **Throws:** Right; **Height:** 6-0; **Weight:** 195  
**Obtained:** Selected in the first round of the 2017 First Year Player Draft

Graduated from North Davidson HS (NC)...was signed by Neil Avent...hit .457 with 23 home runs in 103 career high school games...hit .590 with 12 home runs during his senior year...was named the A's number six prospect by *Baseball America* following the 2017 season and number five following 2018...in 2018, finished third in the organization in hits (146) and fourth in batting (.296)...was the California League Player of the Week for the week of June 3-9.

Year	Club	AVG.	G	AB	R	H	2B	3B	HR	RBI	SH	SF	HP	BB	SO	SB	CS	SLG	OBP	E
2017	AZL A's (R)	.211	41	152	23	32	7	4	2	28	0	3	2	17	51	7	1	.349	.293	1
2018	Beloit (A)	.296	123	493	58	146	29	4	2	60	0	8	3	30	117	8	6	.383	.335	6
2019	Stockton (A)	.251	85	338	40	85	22	4	8	49	0	3	2	24	126	2	2	.411	.301	2
<b>Minor League Totals</b>		<b>.268</b>	<b>249</b>	<b>983</b>	<b>121</b>	<b>263</b>	<b>58</b>	<b>12</b>	<b>12</b>	<b>137</b>	<b>0</b>	<b>14</b>	<b>7</b>	<b>71</b>	<b>294</b>	<b>17</b>	<b>9</b>	<b>.388</b>	<b>.317</b>	<b>9</b>

GEORGE BRYNER BELL (SANTANA)

**Born:** Santo Domingo, Dominican Republic, January 3, 2000; **Home:** La Romana, Dominican Republic  
**Bats:** Right; **Throws:** Right; **Height:** 6-3; **Weight:** 183  
**Obtained:** Signed as a non-drafted free agent, July 2, 2016

Signed by Pablo Marmol...is the son of former Major League and 1987 American League MVP George Bell...missed the 2019 season due to injury.

Year	Club	AVG.	G	AB	R	H	2B	3B	HR	RBI	SH	SF	HP	BB	SO	SB	CS	SLG	OBP	E
2017	DSL A's (R)	.140	39	100	11	14	1	0	0	4	0	2	3	11	31	6	1	.150	.241	6
2018	AZL A's (R)	.213	41	89	11	19	1	1	0	5	0	0	2	8	32	2	1	.247	.293	1
2019	(Injured - Did Not Play)																			
<b>Minor League Totals</b>		<b>.175</b>	<b>80</b>	<b>189</b>	<b>22</b>	<b>33</b>	<b>2</b>	<b>1</b>	<b>0</b>	<b>9</b>	<b>0</b>	<b>2</b>	<b>5</b>	<b>19</b>	<b>63</b>	<b>8</b>	<b>2</b>	<b>.196</b>	<b>.265</b>	<b>7</b>

## Organizational Players, continued

### OSVALDO BERRIOS (FLORES)

RHP

**Born:** Caguas, Puerto Rico, November 29, 1999; **Home:** Juncos, Puerto Rico

**Bats:** Right; **Throws:** Right; **Height:** 6-1; **Weight:** 206

**Obtained:** Selected in the 20<sup>th</sup> round of the 2017 First Year Player Draft

Signed by Hector Stewart...attended the Puerto Rico Baseball Academy.

Year	Club	W	L	ERA	G	GS	CG	SHO	SV	IP	H	R	ER	HR	HB	BB	IBB	SO	WP	BK
2017	AZL A's (R)	2	3	8.00	13	7	0	0	0	27.0	39	27	24	2	1	8	0	25	4	1
2018	AZL A's (R)	3	4	3.71	13	10	0	0	0	51.0	57	27	21	1	2	13	0	43	6	1
2019	AZL A's (R)	2	1	3.60	4	2	0	0	1	15.0	14	6	6	1	0	0	0	17	1	0
	Vermont (A)	0	4	5.79	11	6	0	0	0	37.1	44	28	24	5	3	11	0	29	3	0
<b>Minor League Totals</b>		<b>7</b>	<b>12</b>	<b>5.18</b>	<b>41</b>	<b>25</b>	<b>0</b>	<b>0</b>	<b>1</b>	<b>130.1</b>	<b>154</b>	<b>88</b>	<b>75</b>	<b>9</b>	<b>6</b>	<b>32</b>	<b>0</b>	<b>114</b>	<b>14</b>	<b>2</b>

### MARCOS ANTONIO BETANCOURT (VELAZQUEZ)

C

**Born:** Holguin, Cuba, January 17, 2001; **Home:** Santo Domingo, Dominican Republic

**Bats:** Right; **Throws:** Right; **Height:** 6-0; **Weight:** 165

**Obtained:** Signed as a non-drafted free agent, July 2, 2018

Signed by Amaurus Reyes.

Year	Club	AVG.	G	AB	R	H	2B	3B	HR	RBI	SH	SF	HP	BB	SO	SB	CS	SLG	OBP	E
2018	DSL A's (R)	.204	17	54	6	11	2	0	0	6	0	1	3	1	18	1	0	.241	.254	1
2019	AZL A's (R)	.179	28	95	7	17	3	0	0	13	0	0	4	11	25	1	0	.211	.291	1
<b>Minor League Totals</b>		<b>.188</b>	<b>45</b>	<b>149</b>	<b>13</b>	<b>28</b>	<b>5</b>	<b>0</b>	<b>0</b>	<b>19</b>	<b>0</b>	<b>1</b>	<b>7</b>	<b>12</b>	<b>43</b>	<b>2</b>	<b>0</b>	<b>.221</b>	<b>.278</b>	<b>2</b>

### LEON MATHEW BIEGALSKI II

RHP

Goes by "Boomer"

**Born:** Tallahassee, Florida, July 13, 1994; **Home:** Tallahassee, Florida

**Bats:** Right; **Throws:** Right; **Height:** 6-2; **Weight:** 183

**Obtained:** Selected in the 14<sup>th</sup> round of the 2015 First-Year Player Draft

Graduated from Chiles High School in Tallahassee, Fla...played collegiately at College of Central Florida and Florida State University...signed by Jemel Spearman...was named ACC Tournament MVP in 2015...missed the 2019 season due to injury.

Year	Club	W	L	ERA	G	GS	CG	SHO	SV	IP	H	R	ER	HR	HB	BB	IBB	SO	WP	BK
2015	AZL A's (R)	0	1	3.18	6	4	0	0	0	11.1	8	7	4	2	2	2	0	12	2	0
2016	Beloit (A)	8	8	3.70	28	25	0	0	0	153.1	144	72	63	14	3	38	1	115	8	0
2017	Beloit (A)	0	0	3.38	2	2	0	0	0	8.0	7	4	3	1	1	2	0	6	1	0
	Stockton (A)	3	2	5.12	19	7	0	0	2	51.0	52	30	29	12	2	18	1	64	2	0
2018	Stockton (A)	3	0	2.91	14	0	0	0	1	21.2	17	10	7	2	0	5	0	36	2	1
2019		(Injured - Did Not Play)																		
<b>Minor League Totals</b>		<b>14</b>	<b>11</b>	<b>3.89</b>	<b>68</b>	<b>38</b>	<b>0</b>	<b>0</b>	<b>3</b>	<b>245.1</b>	<b>228</b>	<b>123</b>	<b>106</b>	<b>31</b>	<b>8</b>	<b>65</b>	<b>2</b>	<b>233</b>	<b>15</b>	<b>1</b>

### REID JOSEPH BIRLINGMAIR

RHP

**Born:** Normal, Illinois, November 13, 1996; **Home:** Normal, Illinois

**Bats:** Left; **Throws:** Right; **Height:** 5-10; **Weight:** 205

**Obtained:** Selected in the 28<sup>th</sup> round of the 2018 First-Year Player Draft

Attended the University of Illinois, Chicago...signed by Derek Lee...made his full-season debut in 2019, setting career highs in every major counting stat.

Year	Club	W	L	ERA	G	GS	CG	SHO	SV	IP	H	R	ER	HR	HB	BB	IBB	SO	WP	BK
2018	AZL A's (R)	2	0	1.45	8	2	0	0	0	18.2	15	5	3	0	2	6	0	25	2	1
	Vermont (A)	1	0	2.25	5	3	0	0	0	16.0	10	5	4	1	1	10	1	8	1	0
2019	Beloit (A)	6	6	4.02	24	21	0	0	0	123.0	108	62	55	12	6	50	0	120	14	0
<b>Minor League Totals</b>		<b>9</b>	<b>6</b>	<b>3.54</b>	<b>37</b>	<b>26</b>	<b>0</b>	<b>0</b>	<b>0</b>	<b>157.2</b>	<b>133</b>	<b>72</b>	<b>62</b>	<b>13</b>	<b>9</b>	<b>66</b>	<b>1</b>	<b>153</b>	<b>17</b>	<b>1</b>

### JOSE MIGUEL BONILLA (PEREZ)

OF

**Born:** Santo Domingo, Dominican Republic, February 2, 2001; **Home:** Santo Domingo, Dominican Republic

**Bats:** Right; **Throws:** Right; **Height:** 6-3; **Weight:** 180

**Obtained:** Signed as a free agent to a minor league contract, July 2, 2017.

Signed by Juan C. De La Cruz.

Year	Club	AVG.	G	AB	R	H	2B	3B	HR	RBI	SH	SF	HP	BB	SO	SB	CS	SLG	OBP	E
2018	DSL A's (R)	.206	59	189	21	39	7	0	3	22	0	1	6	25	78	4	4	.291	.317	1
2019	AZL A's (R)	.195	48	164	17	32	6	1	1	24	0	0	1	25	71	1	3	.262	.305	9
<b>Minor League Totals</b>		<b>.201</b>	<b>107</b>	<b>353</b>	<b>38</b>	<b>71</b>	<b>13</b>	<b>1</b>	<b>4</b>	<b>46</b>	<b>0</b>	<b>1</b>	<b>7</b>	<b>50</b>	<b>149</b>	<b>5</b>	<b>7</b>	<b>.278</b>	<b>.311</b>	<b>10</b>

**JONAH MICHAEL BRIDE**

IF

**Born:** Milwaukee, Wisconsin, December 27, 1995; **Home:** Owasso, Oklahoma  
**Bats:** Right; **Throws:** Right; **Height:** 5-10; **Weight:** 200  
**Obtained:** Selected in 23<sup>rd</sup> round of the 2018 First-Year Player Draft

Signed by William Avent.

Year	Club	AVG.	G	AB	R	H	2B	3B	HR	RBI	SH	SF	HP	BB	SO	SB	CS	SLG	OBP	E
2018	AZL A's (R)	.000	2	5	0	0	0	0	0	0	0	0	0	0	1	0	0	.000	.000	0
	Vermont (A)	.287	54	195	29	56	17	0	3	34	0	4	6	24	35	3	2	.421	.376	13
2019	Stockton (A)	.279	115	402	54	112	18	4	10	58	0	3	17	44	97	2	0	.414	.368	8
	Midland (AA)	.222	2	9	2	2	0	0	0	0	0	0	0	0	1	0	0	.222	.222	0
<b>Minor League Totals</b>		<b>.278</b>	<b>173</b>	<b>611</b>	<b>85</b>	<b>170</b>	<b>35</b>	<b>4</b>	<b>13</b>	<b>92</b>	<b>0</b>	<b>7</b>	<b>23</b>	<b>68</b>	<b>134</b>	<b>5</b>	<b>2</b>	<b>.412</b>	<b>.368</b>	<b>21</b>

**AUSTIN AUGUSTUS BRIGGS**

LHP

**Born:** Lexington, North Carolina, October 11, 1995; **Home:** Willis, Texas  
**Bats:** Right; **Throws:** Left; **Height:** 6-3; **Weight:** 210  
**Obtained:** Selected in the 29<sup>th</sup> round of the 2018 First-Year Player Draft

Signed by Kelcey Mucker.

Year	Club	W	L	ERA	G	GS	CG	SHO	SV	IP	H	R	ER	HR	HB	BB	IBB	SO	WP	BK
2018	AZL A's (R)	0	1	3.12	16	1	0	0	3	26.0	24	15	9	0	3	14	0	28	4	0
2019	Vermont (A)	1	1	4.71	19	0	0	0	0	28.2	32	24	15	2	3	22	1	22	7	0
<b>Minor League Totals</b>		<b>1</b>	<b>2</b>	<b>3.95</b>	<b>35</b>	<b>1</b>	<b>0</b>	<b>0</b>	<b>3</b>	<b>54.2</b>	<b>56</b>	<b>39</b>	<b>24</b>	<b>2</b>	<b>6</b>	<b>36</b>	<b>1</b>	<b>50</b>	<b>11</b>	<b>0</b>

**MARCOS EMILIO BRITO (RAMIREZ)**

IF

**Born:** San Pedro De Macoris, Dominican Republic; **Home:** San Pedro De Macoris, Dominican Republic  
**Bats:** Switch; **Throws:** Right; **Height:** 5-11; **Weight:** 164  
**Obtained:** Signed as a free agent to a minor league contract on July 2, 2016

Signed by Diego Bordas.

Year	Club	AVG.	G	AB	R	H	2B	3B	HR	RBI	SH	SF	HP	BB	SO	SB	CS	SLG	OBP	E
2017	DSL A's (R)	.178	14	45	3	8	1	0	0	8	0	4	0	13	8	5	0	.200	.339	5
	AZL A's (R)	.234	44	171	30	40	4	2	1	17	0	1	1	21	42	4	1	.298	.320	13
2018	Vermont (A)	.241	54	212	29	51	5	1	1	20	1	1	0	27	50	7	6	.288	.325	16
2019	Beloit (A)	.181	62	204	21	37	8	0	2	13	1	1	0	22	67	3	4	.250	.260	12
<b>Minor League Totals</b>		<b>.215</b>	<b>174</b>	<b>632</b>	<b>83</b>	<b>136</b>	<b>18</b>	<b>3</b>	<b>4</b>	<b>58</b>	<b>2</b>	<b>7</b>	<b>1</b>	<b>83</b>	<b>167</b>	<b>19</b>	<b>11</b>	<b>.272</b>	<b>.304</b>	<b>46</b>

**BRAYAN DAVID BUELVAS (DURANGO)**

OF

**Born:** Montería, Colombia, June 8, 2002; **Home:** Montería, Colombia  
**Bats:** Right; **Throws:** Right; **Height:** 5-11; **Weight:** 155  
**Obtained:** Signed as a free agent to a minor league contract on July 3, 2018

Signed by Jose Quintero.

Year	Club	AVG.	G	AB	R	H	2B	3B	HR	RBI	SH	SF	HP	BB	SO	SB	CS	SLG	OBP	E
2019	DSL A's (R)	.300	44	160	26	48	10	7	3	27	0	1	3	22	46	12	5	.506	.392	1
	AZL A's (R)	.282	23	78	4	19	5	1	0	14	0	0	2	8	14	4	4	.333	.330	4
<b>Minor League Totals</b>		<b>.282</b>	<b>67</b>	<b>238</b>	<b>30</b>	<b>67</b>	<b>15</b>	<b>8</b>	<b>3</b>	<b>41</b>	<b>0</b>	<b>1</b>	<b>5</b>	<b>30</b>	<b>60</b>	<b>16</b>	<b>9</b>	<b>.450</b>	<b>.372</b>	<b>5</b>

**LAWRENCE EVAN BUTLER**

OF

**Born:** Burlington, New Jersey, July 10, 2000; **Home:** Atlanta, Georgia  
**Bats:** Left; **Throws:** Right; **Height:** 6-2; **Weight:** 215  
**Obtained:** Selected in the sixth round of the 2018 First-Year Player Draft

Signed by Jemel Spearman...drafted out of Westlake High School in Atlanta, Georgia.

**Organizational Players, continued**

Year	Club	AVG.	G	AB	R	H	2B	3B	HR	RBI	SH	SF	HP	BB	SO	SB	CS	SLG	OBP	E
2018	AZL A's (R)	.226	46	106	20	24	4	2	1	15	0	0	0	18	43	3	1	.330	.339	0
2019	Vermont (A)	.177	55	192	20	34	5	2	4	22	0	2	1	26	90	1	0	.286	.276	3
<b>Minor League Totals</b>		<b>.195</b>	<b>101</b>	<b>298</b>	<b>40</b>	<b>58</b>	<b>9</b>	<b>4</b>	<b>5</b>	<b>37</b>	<b>0</b>	<b>2</b>	<b>1</b>	<b>44</b>	<b>133</b>	<b>4</b>	<b>1</b>	<b>.302</b>	<b>.299</b>	<b>3</b>

**CHASE MATTHEW CALABUIG**

**OF**

**Born:** Mission Viejo, California, December 10, 1995; **Home:** Mission Viejo, California  
**Bats:** Left; **Throws:** Left; **Height:** 5-10; **Weight:** 185  
**Obtained:** Selected in the 27<sup>th</sup> round of the 2018 First-Year Player Draft

Signed by Anthony Aliotti...named All-Mountain West First Team in 2018 for San Diego State University... finished his career with the Aztecs with a school-record 238 games played...was named Texas League Player of the Week for the week of Aug. 19-25, 2019.

Year	Club	AVG.	G	AB	R	H	2B	3B	HR	RBI	SH	SF	HP	BB	SO	SB	CS	SLG	OBP	E
2018	AZL A's (R)	.406	16	32	7	13	3	1	0	5	0	1	1	5	5	0	0	.563	.487	0
	Stockton (A)	.239	51	201	32	48	12	0	0	16	2	0	3	21	40	3	1	.299	.320	0
2019	Beloit (A)	.304	13	46	4	14	2	0	1	5	0	0	0	12	10	1	2	.413	.448	2
	Midland (AA)	.280	109	403	57	113	14	3	4	50	0	5	5	63	101	7	4	.360	.380	3
<b>Minor League Totals</b>		<b>.276</b>	<b>189</b>	<b>682</b>	<b>100</b>	<b>188</b>	<b>31</b>	<b>4</b>	<b>5</b>	<b>76</b>	<b>2</b>	<b>6</b>	<b>9</b>	<b>101</b>	<b>156</b>	<b>11</b>	<b>7</b>	<b>.355</b>	<b>.373</b>	<b>5</b>

**ALEXANDER JOSE CAMPOS**

**IF**

**Born:** Cumana, Venezuela, February 20, 2000; **Home:** Cumana, Venezuela  
**Bats:** Right; **Throws:** Right; **Height:** 5-10; **Weight:** 195  
**Obtained:** Acquired from Seattle with Emilio Pagán for Ryon Healy on Nov. 11, 2017.

Year	Club	AVG.	G	AB	R	H	2B	3B	HR	RBI	SH	SF	HP	BB	SO	SB	CS	SLG	OBP	E
2017	DSL Mariners (R)	.290	59	207	37	60	10	0	2	26	2	1	3	41	39	7	10	.367	.413	15
2018	AZL A's (R)	.127	28	71	11	9	2	1	0	4	0	1	1	11	28	4	1	.183	.250	10
2019	Injured (Did Not Play)																			
<b>Minor League Totals</b>		<b>.248</b>	<b>87</b>	<b>278</b>	<b>48</b>	<b>69</b>	<b>12</b>	<b>1</b>	<b>2</b>	<b>30</b>	<b>2</b>	<b>2</b>	<b>4</b>	<b>52</b>	<b>67</b>	<b>11</b>	<b>11</b>	<b>.320</b>	<b>.372</b>	<b>25</b>

**LUIS ANGEL CARRASCO (ALVAREZ)**

**RHP**

**Born:** Barquisimeto, Venezuela, December 19, 2001; **Home:** San Vicente, Venezuela  
**Bats:** Right; **Throws:** Right; **Height:** 6-1; **Weight:** 180  
**Obtained:** Signed as a free agent to a minor league contract on July 13, 2018

Signed by Ruben Barradas.

Year	Club	W	L	ERA	G	GS	CG	SHO	SV	IP	H	R	ER	HR	HB	BB	IBB	SO	WP	BK
2019	AZL A's (R)	0	0	6.91	6	4	0	0	0	14.1	19	11	11	0	1	4	0	12	3	2
<b>Minor League Totals</b>		<b>0</b>	<b>0</b>	<b>6.91</b>	<b>6</b>	<b>4</b>	<b>0</b>	<b>0</b>	<b>0</b>	<b>14.1</b>	<b>19</b>	<b>11</b>	<b>11</b>	<b>0</b>	<b>1</b>	<b>4</b>	<b>0</b>	<b>12</b>	<b>3</b>	<b>2</b>

**CHARLES ALAN CERNY**

**RHP**

Goes by "Charlie"  
**Born:** Bloomington, Illinois, September 23, 1996; **Home:** Bloomington, Illinois  
**Bats:** Left; **Throws:** Right; **Height:** 6-4; **Weight:** 235  
**Obtained:** Selected in the seventh round of the 2018 First-Year Player Draft

Attended the University of Illinois, Chicago...made the 2017 Horizon League All-Academic Team...signed by Derek Lee...made his full-season debut in 2019, setting career highs in every major statistic.

Year	Club	W	L	ERA	G	GS	CG	SHO	SV	IP	H	R	ER	HR	HB	BB	IBB	SO	WP	BK
2018	Vermont (A)	1	1	4.32	16	1	0	0	3	25.0	26	17	12	0	2	12	1	15	4	0
2019	Beloit (A)	2	5	3.57	38	0	0	0	8	53.0	45	29	21	1	5	37	2	42	11	2
<b>Minor League Totals</b>		<b>3</b>	<b>6</b>	<b>3.81</b>	<b>54</b>	<b>1</b>	<b>0</b>	<b>0</b>	<b>11</b>	<b>78.0</b>	<b>71</b>	<b>46</b>	<b>33</b>	<b>1</b>	<b>7</b>	<b>49</b>	<b>3</b>	<b>57</b>	<b>15</b>	<b>2</b>

**ANTHONY RICHARD CHURLIN**

**OF**

**Born:** Seattle, Washington, May 27, 1997; **Home:** Cape Coral, Florida  
**Bats:** Right; **Throws:** Right; **Height:** 6-1; **Weight:** 206  
**Obtained:** Selected in the 16<sup>th</sup> round of the 2016 First-Year Player Draft

Signed out of Island Coast HS (FL) by Trevor Schaffer...was named Midwest League Player of the Week for the week of July 29-Aug. 4, 2019.

Year	Club	AVG.	G	AB	R	H	2B	3B	HR	RBI	SH	SF	HP	BB	SO	SB	CS	SLG	OBP	E
2016	AZL A's (R)	.236	27	89	7	21	2	1	0	4	1	0	1	9	28	2	2	.281	.313	3
2017	Vermont (A)	.265	49	166	26	44	11	3	3	19	2	1	3	11	53	3	0	.422	.320	4
2018	Vermont (A)	.202	37	129	20	26	8	0	4	13	0	2	3	11	41	1	0	.357	.276	3
	Beloit (A)	.186	19	59	5	11	2	2	0	6	0	1	2	7	18	0	1	.288	.290	2
2019	Beloit (A)	.259	91	328	31	85	16	0	4	39	2	3	6	31	98	8	6	.345	.332	5
<b>Minor League Totals</b>		<b>.243</b>	<b>223</b>	<b>771</b>	<b>89</b>	<b>187</b>	<b>39</b>	<b>6</b>	<b>11</b>	<b>81</b>	<b>5</b>	<b>7</b>	<b>15</b>	<b>69</b>	<b>238</b>	<b>14</b>	<b>9</b>	<b>.351</b>	<b>.314</b>	<b>17</b>

**ERIC TREY COCHRAN-GILL**

**RHP**

Goes by "Trey"

**Born:** Montgomery, Alabama, December 10, 1992; **Home:** Tallassee, Alabama

**Bats:** Right; **Throws:** Right; **Height:** 5-9; **Weight:** 195

**Obtained:** Acquired from Seattle on December 8, 2015 for Evan Scribner

Originally drafted in the 17<sup>th</sup> round of the 2014 First Year Player Draft by the Seattle Mariners...missed most of the 2017 season due to injury.

Year	Club	W	L	ERA	G	GS	CG	SHO	SV	IP	H	R	ER	HR	HB	BB	IBB	SO	WP	BK
2014	Pulaski (R)	3	0	0.35	18	0	0	0	8	25.2	14	2	1	0	1	3	0	33	1	0
	Everett (A)	2	0	0.00	7	0	0	0	4	10.2	8	0	0	0	1	4	1	11	0	0
2015	Bakersfield (A)	2	1	1.37	10	0	0	0	2	19.2	8	3	3	0	1	3	9	18	0	0
	Tacoma (AAA)	0	1	0.00	1	1	0	0	0	2.2	3	3	0	0	0	2	0	3	0	0
2016	Midland (AA)	4	5	3.07	42	0	0	0	0	73.1	71	31	25	6	6	25	3	58	1	0
2017	Stockton (A)	0	0	16.20	1	0	0	0	0	1.2	4	3	3	0	0	1	0	1	0	0
2018	Stockton (A)	1	2	2.89	18	0	0	0	2	28.0	31	10	9	3	1	10	1	29	0	0
	Midland (AA)	1	1	5.09	22	0	0	0	1	35.1	41	20	20	2	4	12	0	23	3	0
2019	Stockton (A)	0	2	5.06	9	0	0	0	2	10.2	12	6	6	3	1	8	1	7	1	0
	Midland (AA)	3	4	5.36	35	2	0	0	2	48.2	49	31	29	6	4	28	4	38	6	1
<b>Minor League Totals</b>		<b>20</b>	<b>19</b>	<b>3.72</b>	<b>197</b>	<b>3</b>	<b>0</b>	<b>0</b>	<b>25</b>	<b>309.1</b>	<b>300</b>	<b>147</b>	<b>128</b>	<b>20</b>	<b>21</b>	<b>128</b>	<b>14</b>	<b>251</b>	<b>13</b>	<b>1</b>

**CHASE JONATHAN COHEN**

**RHP**

**Born:** Alpharetta, Georgia, April 26, 1997; **Home:** Alpharetta, Georgia

**Bats:** Left; **Throws:** Right; **Height:** 6-1; **Weight:** 195

**Obtained:** Selected in the ninth round of the 2018 First-Year Player Draft

Signed out of Georgia Southern University by Jemel Spearman...was named Sun Belt Pitcher of the Week for the week of Feb. 22, 2016.

Year	Club	W	L	ERA	G	GS	CG	SHO	SV	IP	H	R	ER	HR	HB	BB	IBB	SO	WP	BK
2018	AZL A's (R)	0	0	0.00	1	0	0	0	0	1.0	0	0	0	0	0	0	0	0	0	0
	Vermont (A)	2	2	4.13	12	9	0	0	0	32.2	30	17	15	2	0	14	0	42	1	0
2019	Beloit (A)	5	10	4.64	27	18	0	0	2	114.1	113	68	59	9	4	56	1	106	15	1
<b>Minor League Totals</b>		<b>7</b>	<b>12</b>	<b>4.50</b>	<b>40</b>	<b>27</b>	<b>0</b>	<b>0</b>	<b>2</b>	<b>148.0</b>	<b>143</b>	<b>85</b>	<b>74</b>	<b>11</b>	<b>4</b>	<b>70</b>	<b>1</b>	<b>148</b>	<b>16</b>	<b>1</b>

**CALVIN JOSEPH COKER**

**RHP**

**Born:** Redwood City, California, March 6, 1996; **Home:** Kyle, Texas

**Bats:** Right; **Throws:** Right; **Height:** 6-2; **Weight:** 165

**Obtained:** Selected in the 15<sup>th</sup> round of the 2018 First-Year Player Draft

Signed out of Auburn University by Anthony Aloisi.

Year	Club	W	L	ERA	G	GS	CG	SHO	SV	IP	H	R	ER	HR	HB	BB	IBB	SO	WP	BK
2018	AZL A's (R)	0	0	4.00	13	1	0	0	2	18.0	20	11	8	1	0	9	0	23	2	0
	Vermont (A)	0	0	0.00	1	0	0	0	0	2.1	1	0	0	0	1	0	0	4	0	0
	Nashville (AAA)	0	0	7.71	2	0	0	0	1	2.1	2	2	2	0	1	1	0	0	0	0
2019	Vermont (A)	0	0	4.91	6	0	0	0	1	3.2	4	3	2	0	0	4	1	2	1	0
	Beloit (A)	1	3	4.82	24	0	0	0	3	37.1	33	21	20	4	3	7	0	33	5	0
<b>Minor League Totals</b>		<b>1</b>	<b>3</b>	<b>4.53</b>	<b>46</b>	<b>1</b>	<b>0</b>	<b>0</b>	<b>7</b>	<b>63.2</b>	<b>60</b>	<b>37</b>	<b>32</b>	<b>5</b>	<b>5</b>	<b>21</b>	<b>1</b>	<b>62</b>	<b>8</b>	<b>0</b>

PLAYER DEVELOPMENT

## Organizational Players, continued

### VINCENT JAMES COLETTI

RHP

Goes by "Vince"

**Born:** Hollywood, Florida, November 3, 1996; **Home:** Hollywood, Florida

**Bats:** Right; **Throws:** Right; **Height:** 6-2; **Weight:** 205

**Obtained:** Selected in the 17<sup>th</sup> round of the 2019 First-Year Player Draft

Signed out of Florida Atlantic University by Julio Franco...led all Conference USA pitchers with 35 appearances in 2019.

Year	Club	W	L	ERA	G	GS	CG	SHO	SV	IP	H	R	ER	HR	HB	BB	IBB	SO	WP	BK
2019	AZL A's (R)	0	0	2.25	2	0	0	0	0	4.0	2	1	1	1	0	0	0	2	0	0
	Vermont (A)	1	1	5.40	14	0	0	0	0	23.1	31	16	14	0	0	8	2	20	4	0
<b>Minor League Totals</b>		<b>1</b>	<b>1</b>	<b>4.94</b>	<b>16</b>	<b>0</b>	<b>0</b>	<b>0</b>	<b>0</b>	<b>27.1</b>	<b>33</b>	<b>17</b>	<b>15</b>	<b>1</b>	<b>0</b>	<b>8</b>	<b>2</b>	<b>22</b>	<b>4</b>	<b>0</b>

### JOSE ALBERTO COLINA (MARQUEZ)

C

**Born:** Valencia, Venezuela, March 26, 1998; **Home:** Valencia, Venezuela

**Bats:** Both; **Throws:** Right; **Height:** 6-2; **Weight:** 180

**Obtained:** Selected from the Cleveland Indians in the Triple-A phase of the 2019 Rule 5 Draft

Originally signed as a free agent to a minor league deal with the Chicago White Sox on August 8, 2014...was released by Chicago on June 4, 2019 and signed by Cleveland on June 10, 2019.

Year	Club	AVG.	G	AB	R	H	2B	3B	HR	RBI	SH	SF	HP	BB	SO	SB	CS	SLG	OBP	E
2015	DSL CWS (R)	.187	29	91	6	17	2	0	1	10	1	2	1	14	24	0	0	.242	.296	4
2016	DSL CWS (R)	.188	34	117	11	22	2	0	1	5	3	1	0	6	36	0	1	.231	.226	4
2017	AZL CWS (R)	.327	16	55	6	18	3	0	1	13	2	1	0	4	15	0	0	.436	.367	2
2018	AZL CWS (R)	.169	21	59	5	10	2	0	0	8	0	2	1	8	15	0	0	.203	.271	3
2019	AZL CLE (R)	.372	29	86	19	32	6	1	8	20	0	0	2	9	17	0	0	.744	.443	4
<b>Minor League Totals</b>		<b>.243</b>	<b>129</b>	<b>408</b>	<b>47</b>	<b>99</b>	<b>15</b>	<b>1</b>	<b>11</b>	<b>56</b>	<b>6</b>	<b>6</b>	<b>4</b>	<b>41</b>	<b>107</b>	<b>0</b>	<b>1</b>	<b>.365</b>	<b>.314</b>	<b>17</b>

### BRYCE BLACKWELL CONLEY

RHP

**Born:** Raleigh, North Carolina, August 22, 1994; **Home:** Alpharetta, Georgia

**Bats:** Right; **Throws:** Right; **Height:** 6-3; **Weight:** 206

**Obtained:** Selected in the 22<sup>nd</sup> round of the 2017 First-Year Player Draft

Graduated from Alpharetta HS (GA)...played collegiately at Georgia State University...transferred to Georgia State from Chattahoochee Valley Community College...signed by Jemel Spearman...was named the California League Pitcher of the Week for the week of July 29-Aug. 4, 2019.

Year	Club	W	L	ERA	G	GS	CG	SHO	SV	IP	H	R	ER	HR	HB	BB	IBB	SO	WP	BK
2017	Vermont (A)	0	3	6.12	15	4	0	0	0	25.0	21	18	17	2	4	23	0	28	3	0
2018	Beloit (A)	3	7	4.46	20	16	0	0	1	84.2	66	44	42	8	11	37	0	98	11	0
2019	Beloit (A)	3	4	3.73	16	12	0	0	1	70.0	51	31	29	11	8	59	0	98	5	0
	Stockton (A)	3	1	2.78	9	7	0	0	0	32.1	20	11	10	4	2	21	0	29	1	0
<b>Minor League Totals</b>		<b>9</b>	<b>15</b>	<b>4.16</b>	<b>60</b>	<b>39</b>	<b>0</b>	<b>2</b>	<b>212.0</b>	<b>158</b>	<b>104</b>	<b>98</b>	<b>21</b>	<b>23</b>	<b>119</b>	<b>0</b>	<b>224</b>	<b>19</b>	<b>0</b>	

### CLARK ANTHONY COTA

RHP

**Born:** Fresno, California, October 6, 1996; **Home:** Hampstead, North Carolina

**Bats:** Right; **Throws:** Right; **Height:** 6-0; **Weight:** 230

**Obtained:** Selected in the 10<sup>th</sup> round of the 2018 First-Year Player Draft

Signed out of Topsail High School by William Avent.

Year	Club	W	L	ERA	G	GS	CG	SHO	SV	IP	H	R	ER	HR	HB	BB	IBB	SO	WP	BK
2018	AZL A's (R)	0	0	0.00	2	0	0	0	0	2.0	0	0	0	0	0	2	0	5	1	0
	Vermont (A)	3	1	6.11	14	0	0	0	1	17.2	18	16	12	1	4	17	2	14	3	0
2019	Vermont (A)	2	3	5.06	19	0	0	0	0	32.0	26	22	18	1	3	24	0	37	5	0
<b>Minor League Totals</b>		<b>5</b>	<b>4</b>	<b>5.23</b>	<b>35</b>	<b>0</b>	<b>0</b>	<b>0</b>	<b>1</b>	<b>51.2</b>	<b>44</b>	<b>38</b>	<b>30</b>	<b>2</b>	<b>7</b>	<b>43</b>	<b>2</b>	<b>56</b>	<b>9</b>	<b>0</b>



**Born:** Elgin, Illinois, May 28, 1988; **Home:** Sleepy Hollow, Illinois  
**Bats:** Right; **Throws:** Right; **Height:** 6-2; **Weight:** 215  
**Obtained:** Signed to a minor league contract, January 22, 2020

Originally selected by Arizona in the 23rd round of the 2011 draft...signed by Diamondbacks scout Rick Short...graduated from Dundee-Crown (Ill.) High School...attended Illinois State where he was named to the All-Missouri Valley Conference First Team in 2011...pitched in independent ball in 2015...signed minor league deals with Boston in 2016 and the Cubs in 2018

Year	Club	AVG.	G	AB	R	H	2B	3B	HR	RBI	SH	SF	HP	BB	SO	SB	CS	SLG	OBP	E
2011	Missoula (R)	.271	70	273	47	74	14	3	7	33	1	1	5	35	85	5	3	.421	.363	11
2012	South Bend (A)	.264	102	383	64	101	24	2	8	53	3	4	9	38	111	6	1	.399	.341	19
2013	South Bend (A)	.396	29	106	22	42	14	0	2	19	0	2	2	16	26	2	2	.585	.476	6
	Visalia (A)	.326	39	141	28	46	10	3	8	29	0	2	4	24	37	2	0	.610	.433	4
	Mobile (AA)	.258	59	178	19	46	14	0	1	19	0	2	4	32	56	2	2	.354	.380	7
2014	Visalia (A)	.272	46	173	23	47	13	2	4	21	0	1	1	20	58	4	3	.439	.349	6
	Mobile (AA)	.243	61	136	18	33	12	1	2	16	1	2	3	18	40	4	1	.390	.340	4
2015	Sioux City (Ind.)	.331	99	369	65	122	22	2	9	52	2	4	4	41	56	15	2	.474	.400	17
2016	Portland (AA)	.277	85	303	44	84	16	3	4	39	2	1	2	39	76	3	2	.389	.362	7
	Pawtucket (AAA)	.279	18	61	8	17	3	1	0	7	0	1	0	5	8	1	1	.361	.328	3
2017	Pawtucket (AAA)	.263	106	388	49	102	21	3	10	44	1	2	5	46	125	5	2	.410	.347	4
2018	Iowa (AAA)	.262	114	386	50	101	21	1	11	62	0	2	6	56	149	5	2	.407	.362	14
2019	Tacoma (AAA)	.258	54	190	40	49	10	2	11	48	0	2	4	32	63	2	0	.364	.505	1
	Everett (A)	.400	4	10	5	4	0	0	1	3	0	0	1	4	4	0	0	.600	.700	0
	SEATTLE	.208	12	24	1	5	1	0	1	5	0	0	0	1	11	0	0	.240	.375	1
<b>Major League Totals</b>		<b>.208</b>	<b>12</b>	<b>24</b>	<b>1</b>	<b>5</b>	<b>1</b>	<b>0</b>	<b>1</b>	<b>5</b>	<b>0</b>	<b>0</b>	<b>0</b>	<b>1</b>	<b>11</b>	<b>0</b>	<b>0</b>	<b>.240</b>	<b>.375</b>	<b>1</b>
<b>Minor League Totals</b>		<b>.273</b>	<b>787</b>	<b>2728</b>	<b>417</b>	<b>746</b>	<b>172</b>	<b>21</b>	<b>69</b>	<b>393</b>	<b>8</b>	<b>24</b>	<b>44</b>	<b>365</b>	<b>838</b>	<b>41</b>	<b>19</b>	<b>.365</b>	<b>.428</b>	<b>103</b>

MATTHEW NICHOLAS CROSS

Goes by "Matt"  
**Born:** Buffalo, New York, July 28, 1998; **Home:** Tonawanda, New York  
**Bats:** Right; **Throws:** Right; **Height:** 6-0; **Weight:** 215  
**Obtained:** Selected in the 19<sup>th</sup> round of the 2018 First-Year Player Draft

Signed out of Niagara County Community College by Matthew Higginson.

Year	Club	AVG.	G	AB	R	H	2B	3B	HR	RBI	SH	SF	HP	BB	SO	SB	CS	SLG	OBP	E
2018	AZL A's (R)	.217	13	23	2	5	0	0	0	3	0	1	0	3	5	0	0	.217	.296	1
2019	AZL A's (R)	.235	33	98	17	23	3	2	3	16	0	2	1	19	25	0	1	.398	.358	2
	Vermont (A)	.000	5	14	0	0	0	0	0	0	0	1	2	3	0	0	0	.000	.176	0
	Stockton (A)	.091	3	11	1	1	0	0	1	1	0	0	1	1	6	0	0	.364	.231	1
<b>Minor League Totals</b>		<b>.199</b>	<b>54</b>	<b>146</b>	<b>20</b>	<b>29</b>	<b>3</b>	<b>2</b>	<b>4</b>	<b>20</b>	<b>0</b>	<b>3</b>	<b>3</b>	<b>25</b>	<b>39</b>	<b>0</b>	<b>1</b>	<b>.329</b>	<b>.322</b>	<b>4</b>

JOHN GOWEN CUSHING, JR.

Goes by "Jack"  
**Born:** Enid, Oklahoma, December, 3, 1996; **Home:** Flower Mound, Texas  
**Bats:** Right; **Throws:** Right; **Height:** 6-3; **Weight:** 205  
**Obtained:** Selected in the 22<sup>nd</sup> round of the 2019 First-Year Player Draft

Signed by Paul Faulk III out of Georgetown University...was named to the 2019 All-Big East Second Team...struck out 87 batters in 2019, good for third in the Big East and second in Georgetown history.

Year	Club	W	L	ERA	G	GS	CG	SHO	SV	IP	H	R	ER	HR	HB	BB	IBB	SO	WP	BK
2019	AZL A's (R)	1	0	9.00	2	1	0	0	0	5.0	11	5	5	1	0	2	0	4	1	0
	Vermont (A)	2	6	5.59	11	6	0	0	0	37.0	40	27	23	5	1	20	0	21	4	0
<b>Minor League Totals</b>		<b>3</b>	<b>6</b>	<b>6.00</b>	<b>13</b>	<b>7</b>	<b>0</b>	<b>0</b>	<b>0</b>	<b>42.0</b>	<b>51</b>	<b>32</b>	<b>28</b>	<b>6</b>	<b>1</b>	<b>22</b>	<b>0</b>	<b>25</b>	<b>5</b>	<b>0</b>

TY O'DANIEL DAMRON

**Born:** Denton, Texas, July 28, 1994; **Home:** Gainesville, Texas  
**Bats:** Left; **Throws:** Left; **Height:** 6-0; **Weight:** 202  
**Obtained:** Selected in the 15<sup>th</sup> round of the 2016 First-Year Player Draft

Graduated from Krum HS (TX)...originally drafted in the 13<sup>th</sup> round of the 2013 draft by the Dodgers but did not sign...played collegiately at Texas Tech...signed by Armann Brown.

## Organizational Players, continued

Year	Club	W	L	ERA	G	GS	CG	SHO	SV	IP	H	R	ER	HR	HB	BB	IBB	SO	WP	BK
2016	Vermont (A)	0	3	5.06	10	0	0	0	1	16.0	15	13	9	1	1	9	0	15	1	0
2017	AZL A's (R)	0	2	9.00	3	0	0	0	0	4.0	9	4	4	0	0	1	0	6	1	0
	Vermont (A)	5	5	4.53	18	5	0	0	2	45.2	58	27	23	1	4	22	1	47	6	0
2018	Beloit (A)	4	2	2.97	24	0	0	0	0	33.1	33	16	11	2	1	17	0	49	3	0
	Stockton (A)	1	0	3.24	13	0	0	0	0	16.2	15	6	6	3	2	10	0	24	1	0
2019	Beloit (A)	0	0	1.50	9	0	0	0	1	18.0	6	3	3	0	2	9	0	25	1	0
	Stockton (A)	1	0	2.03	17	0	0	0	0	26.2	13	6	6	2	3	9	0	31	1	1
<b>Minor League Totals</b>		<b>11</b>	<b>12</b>	<b>3.48</b>	<b>94</b>	<b>5</b>	<b>0</b>	<b>0</b>	<b>0</b>	<b>160.1</b>	<b>149</b>	<b>75</b>	<b>62</b>	<b>9</b>	<b>13</b>	<b>77</b>	<b>1</b>	<b>197</b>	<b>14</b>	<b>1</b>

### MICHAEL WILLIAM DANIELAK

RHP

**Born:** Mount Prospect, Illinois, March 16, 1994; **Home:** Mount Prospect, Illinois

**Bats:** Right; **Throws:** Right; **Height:** 6-4; **Weight:** 210

**Obtained:** Selected in the 19<sup>th</sup> round of the 2017 First Year Player Draft

Graduated from John Hersey HS (IL)...signed by Ron Vaughn...was named Mid-Suburban League Player of the Year during his senior year of high school...made All-Ivy League Second Team during his senior year at Dartmouth.

Year	Club	W	L	ERA	G	GS	CG	SHO	SV	IP	H	R	ER	HR	HB	BB	IBB	SO	WP	BK
2017	AZL A's (R)	0	0	13.50	1	1	0	0	0	0.2	4	3	1	0	0	0	0	1	0	0
	Vermont (A)	3	0	1.20	17	0	0	0	4	30.0	23	4	4	2	1	9	0	35	3	0
2018	Beloit (A)	0	2	9.35	3	2	0	0	0	8.2	18	17	9	3	3	3	0	7	0	0
2019	Beloit (A)	3	1	2.05	19	0	0	0	1	30.2	28	8	7	3	0	6	2	38	3	0
	Stockton (A)	3	0	3.41	16	0	0	0	0	29.0	27	15	11	3	3	8	0	40	1	0
<b>Minor League Totals</b>		<b>9</b>	<b>3</b>	<b>2.91</b>	<b>56</b>	<b>3</b>	<b>0</b>	<b>0</b>	<b>5</b>	<b>99.0</b>	<b>100</b>	<b>47</b>	<b>32</b>	<b>11</b>	<b>7</b>	<b>26</b>	<b>2</b>	<b>121</b>	<b>7</b>	<b>0</b>

### GEYKLER ANDRES DAVILA (HERNANDEZ)

C

**Born:** Los Teques, Venezuela, October 19, 2000; **Home:** San Diego, Venezuela

**Bats:** Right; **Throws:** Right; **Height:** 5-11; **Weight:** 180

**Obtained:** Signed as a free agent to a minor league contract, July 3, 2017

Signed by Oswaldo Troconis.

Year	Club	AVG.	G	AB	R	H	2B	3B	HR	RBI	SH	SF	HP	BB	SO	SB	CS	SLG	OBP	E
2018	DSL A's (R)	.188	28	69	5	13	2	0	0	12	1	1	0	6	10	1	2	.217	.250	2
2019	AZL A's Green (R)	.182	9	22	2	4	1	0	0	2	0	0	0	3	6	1	0	.227	.280	4
	DSL A's (R)	.143	5	7	3	1	1	0	0	0	0	0	1	4	4	0	0	.286	.500	1
<b>Minor League Totals</b>		<b>.184</b>	<b>42</b>	<b>98</b>	<b>10</b>	<b>18</b>	<b>4</b>	<b>0</b>	<b>0</b>	<b>14</b>	<b>1</b>	<b>1</b>	<b>1</b>	<b>13</b>	<b>20</b>	<b>2</b>	<b>2</b>	<b>.224</b>	<b>.283</b>	<b>7</b>

### JOSEPH CHARLES DEMERS

RHP

Goes by "Joe"

**Born:** Walnut Creek, California, November 9, 1996; **Home:** Martinez, California

**Bats:** Right; **Throws:** Right; **Height:** 6-1; **Weight:** 240

**Obtained:** Selected in the 11<sup>th</sup> round of the 2018 First-Year Player Draft

Signed out of the University of Washington by James Coffman...was a 2018 All-Pac-12 selection, and was a 2018 ABCA Rawlings Gold Glove D1 winner...missed all of 2018 due to injury...made his professional debut in 2019, spending all season with Beloit.

Year	Club	W	L	ERA	G	GS	CG	SHO	SV	IP	H	R	ER	HR	HB	BB	IBB	SO	WP	BK
2018		(Injured — Did not pitch)																		
2019	Beloit (A)	5	4	5.49	23	13	0	0	2	95.0	111	59	58	11	9	17	0	75	5	0
<b>Minor League Totals</b>		<b>5</b>	<b>4</b>	<b>5.49</b>	<b>23</b>	<b>13</b>	<b>0</b>	<b>0</b>	<b>2</b>	<b>95.0</b>	<b>111</b>	<b>59</b>	<b>58</b>	<b>11</b>	<b>9</b>	<b>17</b>	<b>0</b>	<b>75</b>	<b>5</b>	<b>0</b>

### JORDAN DANIEL DEVENCENZI

C

**Born:** Hayward, California, June 26, 1993; **Home:** Tracy, California

**Bats:** Right; **Throws:** Right; **Height:** 5-11; **Weight:** 203

**Obtained:** Selected in the 26<sup>th</sup> round of the 2015 First-Year Player Draft

Graduated from West High School in Tracy, Calif...played collegiately at Delta College (2012-13) and the University of Nevada (2014-15)...signed by Jermaine Clark.

Year	Club	AVG.	G	AB	R	H	2B	3B	HR	RBI	SH	SF	HP	BB	SO	SB	CS	SLG	OBP	E
2015	AZL A's (R)	.600	2	5	1	3	0	0	0	1	0	0	2	0	0	0	0	.600	.714	0
	Vermont (A)	.243	11	37	4	9	1	0	0	1	0	0	1	3	2	0	0	.270	.317	3
2016	Beloit (A)	.281	38	114	11	32	6	0	0	8	2	1	1	12	17	1	1	.333	.352	0
	Nashville (AAA)	—	1	0	0	0	0	0	0	0	0	0	0	1	0	0	0	—	1.000	0
2017	Vermont (A)	.276	50	170	20	47	5	0	1	16	1	1	5	20	16	2	0	.324	.367	4
2018	Beloit (A)	.266	81	282	32	75	13	1	1	25	4	5	6	21	40	0	2	.330	.325	7
2019	Stockton (A)	.251	73	227	17	57	6	0	1	20	3	3	7	15	59	0	0	.291	.313	2
	Las Vegas (AAA)	1.000	1	1	0	1	0	0	0	0	0	0	0	0	0	0	0	1.000	1.000	0
<b>Minor League Totals</b>		<b>.268</b>	<b>257</b>	<b>836</b>	<b>85</b>	<b>224</b>	<b>31</b>	<b>1</b>	<b>3</b>	<b>71</b>	<b>10</b>	<b>10</b>	<b>22</b>	<b>72</b>	<b>134</b>	<b>3</b>	<b>3</b>	<b>.318</b>	<b>.338</b>	<b>16</b>

### EDWIN DIAZ (PANTOJA)

IF

**Born:** Bayamon, Puerto Rico, August 25, 1995; **Home:** Vega Alta, Puerto Rico

**Bats:** Right; **Throws:** Right; **Height:** 6-1; **Weight:** 230

**Obtained:** Selected in the 15<sup>th</sup> round of the 2013 First-Year Player Draft

Graduated from Maestro Ladi HS (PR)...signed by Ruben Escalera...in 2019, ranked first in the organization in doubles (36) and tied for fifth in triples (5) and extra-base hits (57)...finished 2018 tied for fourth in the organization in home runs (15).

Year	Club	AVG.	G	AB	R	H	2B	3B	HR	RBI	SH	SF	HP	BB	SO	SB	CS	SLG	OBP	E
2013	AZL A's (R)	.239	27	92	7	22	6	1	1	6	0	1	0	5	25	1	1	.359	.276	5
2014	AZL A's (R)	.241	44	145	21	35	12	1	1	7	1	1	6	17	39	2	0	.359	.343	11
2015	AZL A's (R)	.171	24	76	10	13	2	0	2	6	0	0	1	8	22	0	0	.276	.259	5
	Beloit (A)	.100	45	140	9	14	8	0	0	13	2	2	2	8	49	0	0	.157	.158	8
2016	Beloit (A)	.236	92	296	31	70	13	0	5	34	6	4	8	26	101	4	2	.331	.311	17
2017	Beloit (A)	.255	89	302	49	77	12	3	10	45	2	2	2	43	91	0	0	.414	.350	13
	Stockton (A)	.089	13	45	2	4	0	1	0	3	1	1	0	4	15	0	0	.133	.160	3
2018	Stockton (A)	.236	84	296	44	70	19	0	13	37	3	3	3	39	98	3	0	.432	.328	12
	Midland (AA)	.155	31	103	6	16	4	0	2	13	1	4	0	8	32	1	0	.252	.209	4
2019	Midland (AA)	.238	127	458	63	109	36	7	14	72	2	3	9	48	153	3	1	.439	.320	13
	Las Vegas (AAA)	.000	4	13	0	0	0	0	0	0	0	0	0	1	3	0	0	.000	.071	0
<b>Minor League Totals</b>		<b>.219</b>	<b>580</b>	<b>1966</b>	<b>242</b>	<b>430</b>	<b>112</b>	<b>13</b>	<b>48</b>	<b>236</b>	<b>18</b>	<b>21</b>	<b>31</b>	<b>207</b>	<b>628</b>	<b>14</b>	<b>4</b>	<b>.362</b>	<b>.300</b>	<b>91</b>

### JORDAN DAVID DIAZ (SANDOVAL)

IF

**Born:** Montería, Colombia, August 13, 2000; **Home:** Montería, Colombia

**Bats:** Right; **Throws:** Right; **Height:** 5-9; **Weight:** 190

**Obtained:** Signed as a free agent to a minor league contract, August 13, 2016

Signed by Jose Quintero...was a 2019 New York-Penn League Midseason All-Star.

Year	Club	AVG.	G	AB	R	H	2B	3B	HR	RBI	SH	SF	HP	BB	SO	SB	CS	SLG	OBP	E
2017	DSL A's (R)	.255	42	137	14	35	7	0	0	18	0	3	3	6	22	2	0	.307	.295	11
	AZL A's (R)	.185	8	27	2	5	0	0	0	2	0	1	0	0	4	1	0	.185	.179	4
2018	AZL A's (R)	.277	48	159	23	44	11	2	1	25	0	2	6	19	22	0	2	.390	.371	10
2019	Vermont (A)	.264	70	277	31	73	17	1	9	47	0	4	1	18	46	2	2	.430	.307	15
<b>Minor League Totals</b>		<b>.262</b>	<b>168</b>	<b>600</b>	<b>70</b>	<b>157</b>	<b>35</b>	<b>3</b>	<b>10</b>	<b>92</b>	<b>0</b>	<b>10</b>	<b>10</b>	<b>43</b>	<b>94</b>	<b>5</b>	<b>4</b>	<b>.380</b>	<b>.317</b>	<b>40</b>

### JOSE MANUEL DICOCHEA III

RHP

**Born:** Tucson, Arizona, March 21, 2001; **Home:** Sahuarita, Arizona

**Bats:** Right; **Throws:** Right; **Height:** 6-3; **Weight:** 180

**Obtained:** Selected in the eighth round of the 2019 First Year Player Draft

Signed out of Sahuarita High School by Scott Cousins...was ranked the No. 6 player and the highest-ranked high schooler in the state of Arizona by Baseball America prior to the 2019 draft...threw a no-hitter in the 2019 Arizona state championship semifinals.

Year	Club	W	L	ERA	G	GS	CG	SHO	SV	IP	H	R	ER	HR	HB	BB	IBB	SO	WP	BK
2019	AZL A's (R)	0	3	10.38	10	9	0	0	0	21.2	28	27	25	3	4	14	0	14	4	0
<b>Minor League Totals</b>		<b>0</b>	<b>3</b>	<b>10.38</b>	<b>10</b>	<b>9</b>	<b>0</b>	<b>0</b>	<b>0</b>	<b>21.2</b>	<b>28</b>	<b>27</b>	<b>25</b>	<b>3</b>	<b>4</b>	<b>14</b>	<b>0</b>	<b>14</b>	<b>4</b>	<b>0</b>

### GIOVANNI ANGELO DINGCONG

OF

**Born:** San Francisco, California, May, 23, 1995; **Home:** Brooklyn, New York

**Bats:** Right; **Throws:** Right; **Height:** 5-11; **Weight:** 250

**Obtained:** Selected in the 30<sup>th</sup> round of the 2018 First-Year Player Draft

PLAYER DEVELOPMENT

## Organizational Players, continued

Signed out of St. Thomas Aquinas College by Ronald Vaughn.

Year	Club	AVG.	G	AB	R	H	2B	3B	HR	RBI	SH	SF	HP	BB	SO	SB	CS	SLG	OBP	E
2018	AZL A's (R)	.216	38	116	17	25	8	1	5	18	0	0	5	11	42	4	0	.431	.311	9
2019	AZL A's (R)	.169	42	130	23	22	3	0	3	15	0	2	2	19	49	1	1	.262	.281	4
<b>Minor League Totals</b>		<b>.191</b>	<b>80</b>	<b>246</b>	<b>40</b>	<b>47</b>	<b>11</b>	<b>1</b>	<b>8</b>	<b>33</b>	<b>0</b>	<b>2</b>	<b>7</b>	<b>30</b>	<b>91</b>	<b>5</b>	<b>1</b>	<b>.341</b>	<b>.295</b>	<b>13</b>

### JEREMY AUSTIN EIEMAN

IF

**Born:** Sedalia, Missouri, September 10, 1996; **Home:** Warsaw, Missouri  
**Bats:** Right; **Throws:** Right; **Height:** 6-0; **Weight:** 205  
**Obtained:** Selected in the second round of the 2018 First-Year Player Draft

Signed out of Missouri State University by Albert Skorupa...was a 2018 Preseason All-American.

Year	Club	AVG.	G	AB	R	H	2B	3B	HR	RBI	SH	SF	HP	BB	SO	SB	CS	SLG	OBP	E
2018	Vermont (A)	.235	62	247	36	58	8	2	8	26	2	1	4	13	70	10	4	.381	.283	15
2019	Stockton (A)	.208	131	501	57	104	22	7	13	64	3	4	5	39	177	11	3	.357	.270	15
<b>Minor League Totals</b>		<b>.217</b>	<b>193</b>	<b>748</b>	<b>93</b>	<b>162</b>	<b>30</b>	<b>9</b>	<b>21</b>	<b>90</b>	<b>5</b>	<b>5</b>	<b>9</b>	<b>52</b>	<b>247</b>	<b>21</b>	<b>7</b>	<b>.365</b>	<b>.274</b>	<b>30</b>

### ZACHARY SCOTT ERWIN

LHP

Goes by "Zack"

**Born:** Park Ridge, Illinois, January 24, 1994; **Home:** Duluth, Georgia

**Bats:** Left; **Throws:** Left; **Height:** 6-5; **Weight:** 187

**Obtained:** Acquired from Chicago (AL) with J.B. Wendelken for Brett Lawrie, December 9, 2015

Graduated from Duluth HS (GA)...played collegiately at Clemson...drafted by Chicago (AL) in the fourth round of the 2015 First-Year Player Draft...ranked eighth in the organization in saves (7) in 2019...finished 2018 tied for seventh in the organization in wins (8), eighth in innings pitched (135.2) and 10<sup>th</sup> in strikeouts (108).

Year	Club	W	L	ERA	G	GS	CG	SHO	SV	IP	H	R	ER	HR	HB	BB	IBB	SO	WP	BK
2015	Great Falls (R)	2	0	0.84	8	4	0	0	0	21.1	17	5	2	0	0	3	0	15	2	0
	Kannapolis (A)	0	2	1.89	7	3	0	0	0	19.0	15	5	4	0	1	4	0	15	3	0
2016	Beloit (A)	1	0	5.40	5	4	0	0	0	18.1	25	11	11	4	0	3	0	16	0	0
	Stockton (A)	3	10	6.53	18	16	0	0	0	80.0	109	70	58	11	5	32	2	58	11	0
2017	Beloit (A)	6	4	2.08	19	19	0	0	0	95.1	74	30	22	4	1	29	0	91	3	0
2018	Stockton (A)	8	11	5.44	25	25	0	0	0	135.2	172	84	82	15	8	36	1	108	2	0
2019	Midland (AA)	6	3	3.22	39	0	0	0	7	58.2	71	28	21	6	1	15	3	68	3	0
<b>Minor League Totals</b>		<b>26</b>	<b>30</b>	<b>4.20</b>	<b>121</b>	<b>71</b>	<b>0</b>	<b>0</b>	<b>7</b>	<b>428.1</b>	<b>483</b>	<b>233</b>	<b>200</b>	<b>40</b>	<b>16</b>	<b>122</b>	<b>6</b>	<b>371</b>	<b>24</b>	<b>0</b>

### BRADEN GREGORY FEIGL

RHP

Goes by "Brady"

**Born:** St. Louis, Missouri, November 27, 1995; **Home:** Naperville, Illinois

**Bats:** Right; **Throws:** Right; **Height:** 6-4; **Weight:** 235

**Obtained:** Selected in the fifth round of the 2018 First-Year Player Draft

Signed out of the University of Mississippi by Kelcey Mucker...was selected in the 35<sup>th</sup> round of the 2017 First-Year Player Draft by Los Angeles-AL, but did not sign...finished 2019 ranked fifth in innings pitched (134.1), sixth in strikeouts (119) and 10<sup>th</sup> in the organization in ERA (4.42)...was a 2019 California League Midseason All-Star.

Year	Club	W	L	ERA	G	GS	CG	SHO	SV	IP	H	R	ER	HR	HB	BB	IBB	SO	WP	BK
2018	Vermont (A)	1	1	1.35	8	5	0	0	0	20.0	6	3	3	0	1	7	1	27	0	0
	Beloit (A)	0	1	3.00	3	3	0	0	0	6.0	5	2	2	1	0	1	0	7	1	0
2019	Stockton (A)	5	11	4.42	27	25	0	0	0	134.1	148	83	66	12	8	35	0	119	7	0
<b>Minor League Totals</b>		<b>6</b>	<b>13</b>	<b>3.99</b>	<b>38</b>	<b>33</b>	<b>0</b>	<b>0</b>	<b>0</b>	<b>160.1</b>	<b>159</b>	<b>88</b>	<b>71</b>	<b>13</b>	<b>9</b>	<b>43</b>	<b>1</b>	<b>153</b>	<b>8</b>	<b>0</b>

### DEVIN BRYAN DAVID FOYLE

OF

**Born:** Scottsdale, Arizona, November 18, 1996; **Home:** Fountain Hills, Arizona

**Bats:** Both; **Throws:** Left; **Height:** 6-2; **Weight:** 185

**Obtained:** Selected in the 17<sup>th</sup> round of the 2018 First-Year Player Draft

Signed out of the University of Kansas by Albert Skorupa.

Year	Club	AVG.	G	AB	R	H	2B	3B	HR	RBI	SH	SF	HP	BB	SO	SB	CS	SLG	OBP	E
2018	Vermont (A)	.169	49	142	21	24	5	1	0	12	2	3	2	21	44	11	1	.218	.280	1
2019	Beloit (A)	.235	95	327	49	77	15	3	6	43	2	4	6	52	98	16	8	.355	.347	2
Minor League Totals		.215	144	469	70	101	20	4	6	55	4	7	8	73	142	27	9	.313	.327	3

### KYLE MCPHAIL FRIEDRICH

RHP

**Born:** San Diego, California, January 22, 1992; **Home:** San Clemente, California  
**Bats:** Right; **Throws:** Right; **Height:** 6-0; **Weight:** 203  
**Obtained:** Selected in the seventh round of the 2015 First-Year Player Draft

Graduated from San Clemente HS (CA)...played collegiately at Long Beach State from 2011-15...signed by Craig Conklin...in 2016, finished fourth among A's minor leaguers in innings pitched (153.0) and fifth in strikeouts (119)...was named Midwest League Pitcher of the Week for the week of May 23-29, 2016...finished 2018 tied for seventh in the organization in wins (8) and ninth in strikeouts (109) and innings pitched (134.1)...in 2019, finished tied for fourth in the organization in ERA (3.43) and ninth in innings pitched (123.1).

Year	Club	W	L	ERA	G	GS	CG	SHO	SV	IP	H	R	ER	HR	HB	BB	IBB	SO	WP	BK
2015	Vermont (A)	1	3	4.50	14	11	0	0	0	36.0	32	22	18	2	2	13	0	19	1	0
2016	Beloit (A)	3	2	1.25	10	8	0	0	0	50.1	38	10	7	2	5	6	0	31	0	0
	Stockton (A)	3	7	4.29	18	18	0	0	0	100.2	109	54	48	10	2	10	0	86	9	0
	Midland (AA)	0	0	9.00	1	0	0	0	0	2.0	4	2	2	0	0	0	0	2	0	0
2017	Stockton (A)	2	2	2.98	16	4	0	0	1	54.1	44	22	18	7	6	12	0	42	1	0
	Midland (AA)	1	4	6.00	18	3	0	0	1	51.0	58	38	34	7	9	17	2	36	0	1
2018	Stockton (A)	2	2	3.27	9	9	0	0	0	52.1	49	20	19	6	5	17	0	48	0	1
	Midland (AA)	6	5	5.66	15	14	0	0	0	76.1	90	54	48	13	7	23	0	60	2	0
	Nashville (AAA)	0	1	3.18	1	1	0	0	0	5.2	4	2	2	0	0	1	0	1	0	0
2019	Stockton (A)	0	0	3.38	3	3	0	0	0	10.2	9	4	4	1	2	3	0	8	0	0
	Midland (AA)	6	7	3.43	20	19	0	0	0	112.2	121	45	43	5	5	31	0	81	2	0
Minor League Totals		24	33	3.96	125	90	0	0	2	552.0	558	273	243	53	43	133	2	414	15	2

### GERALD FRANCISCO GARCIA (FLORES)

LHP

**Born:** Ciudad Darío, Nicaragua, October 21, 2001; **Home:** Ciudad Darío, Nicaragua  
**Bats:** Left; **Throws:** Left; **Height:** 6-2; **Weight:** 200  
**Obtained:** Signed as a free agent to a minor league contract on July 2, 2018

Signed by Juan Mosquera.

Year	Club	W	L	ERA	G	GS	CG	SHO	SV	IP	H	R	ER	HR	HB	BB	IBB	SO	WP	BK
2019	AZL A's (R)	0	2	5.32	14	12	0	0	0	45.2	55	33	27	3	1	12	0	57	4	0
Minor League Totals		0	2	5.32	14	12	0	0	0	45.2	55	33	27	3	1	12	0	57	4	0

### WILLIAM EDWARD GILBERT

RHP

Goes by "Will"

**Born:** Atlanta, Georgia, February 9, 1994; **Home:** Morrisville, North Carolina  
**Bats:** Left; **Throws:** Left; **Height:** 5-11; **Weight:** 174  
**Obtained:** Selected in the eighth round of the 2016 First-Year Player Draft

Graduated from Green Hope HS (CA)...played four years of college baseball at North Carolina State...signed by Neil Avent.

Year	Club	W	L	ERA	G	GS	CG	SHO	SV	IP	H	R	ER	HR	HB	BB	IBB	SO	WP	BK
2016	Vermont (A)	2	2	2.81	15	0	0	0	1	25.2	18	8	8	0	2	12	0	31	2	0
2017	Beloit (A)	2	0	1.04	6	0	0	0	0	8.2	7	2	1	0	0	1	0	6	1	0
	Stockton (A)	1	1	6.86	9	0	0	0	0	19.2	23	16	15	2	0	9	0	14	3	0
2018	Stockton (A)	4	4	2.71	38	0	0	0	1	63.0	51	24	19	2	5	20	3	62	2	0
2019	Stockton (A)	5	1	4.30	35	0	0	0	0	58.2	56	36	38	7	3	23	0	66	1	0
Minor League Totals		15	8	3.64	103	0	0	0	2	175.2	155	86	71	11	10	65	3	179	9	0

### COOPER JOHN GOLDBY

C

**Born:** Mesa, Arizona, January 18, 1995; **Home:** Yuba City, California  
**Bats:** Right; **Throws:** Right; **Height:** 5-10; **Weight:** 190  
**Obtained:** Selected in the 35<sup>th</sup> round of the 2017 First Year Player Draft

Graduated from Yuba City HS (CA)...played collegiately at Lewis-Clark State College in Lewiston, Idaho...signed by Jim Coffman...missed most of 2018 due to injury.

**Organizational Players, continued**

Year	Club	AVG.	G	AB	R	H	2B	3B	HR	RBI	SH	SF	HP	BB	SO	SB	CS	SLG	OBP	E
2017	AZL A's (R)	.189	22	53	8	10	1	0	0	3	1	0	4	10	24	0	0	.208	.358	3
2018	Vermont (A)	.000	1	1	0	0	0	0	0	0	0	0	0	0	0	0	0	.000	.000	0
	Nashville (AAA)	.500	1	2	1	1	1	0	0	2	0	0	0	0	0	0	0	1.000	.500	0
2019	Beloit (A)	.172	10	29	1	5	1	0	0	2	0	0	4	0	7	1	.207	.273	2	
	Midland (AA)	.115	22	61	3	7	0	0	0	0	0	1	9	30	0	0	.115	.239	3	
<b>Minor League Totals</b>		<b>.158</b>	<b>56</b>	<b>146</b>	<b>13</b>	<b>23</b>	<b>3</b>	<b>0</b>	<b>0</b>	<b>7</b>	<b>1</b>	<b>0</b>	<b>5</b>	<b>23</b>	<b>61</b>	<b>1</b>	<b>0</b>	<b>.178</b>	<b>.293</b>	<b>8</b>

**YHOELNYS JOSE GONZALEZ (MORENO)**

**OF**

**Born:** Caracas, Venezuela, October 30, 1996; **Home:** Caracas, Venezuela  
**Bats:** Right; **Throws:** Right; **Height:** 6-0; **Weight:** 170  
**Obtained:** Signed as a free agent to a minor league contract on July 25, 2013

Signed by Oswaldo Torres.

Year	Club	AVG.	G	AB	R	H	2B	3B	HR	RBI	SH	SF	HP	BB	SO	SB	CS	SLG	OBP	E
2014	DSL A's (R)	.140	64	179	20	25	7	2	1	12	2	3	1	20	56	15	2	.218	.227	4
2015	DSL A's (R)	.215	69	228	31	49	10	4	1	14	5	1	1	28	89	24	9	.307	.302	3
2016	DSL A's (R)	.230	56	161	18	37	2	4	0	18	4	2	0	23	45	20	5	.292	.323	4
2017	DSL A's (R)	.279	65	190	38	53	8	1	0	19	4	3	5	31	40	26	7	.332	.389	2
2018	AZL A's (R)	.242	41	91	15	22	1	0	0	8	2	0	0	12	27	9	0	.253	.330	2
2019	AZL A's (R)	.317	30	123	26	39	3	2	1	15	2	0	1	11	39	8	3	.398	.378	2
	Stockton (A)	.133	14	45	6	6	1	0	0	2	0	0	1	4	25	2	0	.156	.220	0
<b>Minor League Totals</b>		<b>.227</b>	<b>339</b>	<b>1017</b>	<b>154</b>	<b>231</b>	<b>32</b>	<b>13</b>	<b>3</b>	<b>86</b>	<b>19</b>	<b>9</b>	<b>9</b>	<b>129</b>	<b>321</b>	<b>104</b>	<b>26</b>	<b>.293</b>	<b>.317</b>	<b>17</b>

**JORGE ENRIQUE GORDON (VENEGAS)**

**C**

**Born:** Panamá, Panama; **Home:** Panamá, Panama  
**Bats:** Right; **Throws:** Right; **Height:** 5-10; **Weight:** 200  
**Obtained:** Signed as a free agent to a minor league contract on July 6, 2014

Signed by Juan Mosquera.

Year	Club	AVG.	G	AB	R	H	2B	3B	HR	RBI	SH	SF	HP	BB	SO	SB	CS	SLG	OBP	E
2015	DSL A's (R)	.252	56	206	12	52	9	2	0	23	3	5	1	12	33	2	5	.290	.316	7
2016	DSL A's (R)	.153	38	118	9	18	3	0	0	4	0	1	0	15	19	1	1	.246	.178	2
2017	DSL A's (R)	.250	41	120	8	30	2	0	0	15	1	1	1	8	17	5	2	.300	.267	3
2018	AZL A's (R)	.186	24	59	7	11	1	1	0	4	0	2	0	9	14	0	1	.237	.286	4
2019	AZL A's (R)	.250	2	8	0	1	0	0	0	2	0	0	0	2	0	0	0	.250	.250	0
	Vermont (A)	.140	19	57	3	8	1	0	0	3	1	1	1	3	27	0	0	.158	.194	0
<b>Minor League Totals</b>		<b>.213</b>	<b>180</b>	<b>568</b>	<b>39</b>	<b>121</b>	<b>16</b>	<b>3</b>	<b>0</b>	<b>51</b>	<b>5</b>	<b>10</b>	<b>3</b>	<b>47</b>	<b>112</b>	<b>8</b>	<b>9</b>	<b>.252</b>	<b>.272</b>	<b>16</b>

**JOHN FRANCIS GORMAN III**

**RHP**

**Born:** Newton, Massachusetts, February 19, 1992; **Home:** Norwood, Massachusetts  
**Bats:** Right; **Throws:** Right; **Height:** 6-1; **Weight:** 235  
**Obtained:** Selected in the 31<sup>st</sup> round of the 2015 First-Year Player Draft

Graduated from Catholic Memorial HS (MA)...named Massachusetts Gatorade Player of the Year as a senior... played collegiately at Boston College...previously drafted in the 50<sup>th</sup> round of the 2011 draft by Boston but did not sign...signed by Ron Vaughn...missed the 2016 season with a right shoulder injury...was a 2019 Texas League Midseason All-Star...finished 2019 ranked tied for sixth in the organization in saves (8).

Year	Club	W	L	ERA	G	GS	CG	SHO	SV	IP	H	R	ER	HR	HB	BB	IBB	SO	WP	BK	
2015	AZL A's (R)	0	0	0.00	2	0	0	0	0	2.0	0	0	0	0	0	0	0	0	0	0	
	Vermont (A)	2	2	5.40	13	0	0	0	1	18.1	18	12	11	0	0	13	4	21	3	1	
2016	DNP – injury																				
	Vermont (A)	0	0	1.80	2	0	0	0	0	5.0	3	1	1	0	0	0	0	8	0	0	
	Beloit (A)	1	0	0.93	13	0	0	0	2	19.1	8	2	2	1	0	1	0	24	2	0	
	Stockton (A)	0	0	6.00	4	0	0	0	0	6.0	7	4	4	1	1	2	0	4	0	0	
2018	Midland (AA)	3	3	2.78	42	0	0	0	2	64.2	55	25	20	7	3	15	3	47	4	1	
2019	Midland (AA)	4	5	4.76	43	1	0	0	8	56.2	63	35	30	7	4	19	2	72	5	0	
<b>Minor League Totals</b>		<b>10</b>	<b>10</b>	<b>3.56</b>	<b>119</b>	<b>1</b>	<b>0</b>	<b>0</b>	<b>13</b>	<b>172.0</b>	<b>154</b>	<b>79</b>	<b>68</b>	<b>16</b>	<b>8</b>	<b>50</b>	<b>9</b>	<b>176</b>	<b>14</b>	<b>2</b>	

**COLE ROBINSON GRAY**

**RHP**

**Born:** Meridian, Mississippi, January 17, 1997; **Home:** Meridian, Mississippi

**Bats:** Right; **Throws:** Right; **Height:** 6-3; **Weight:** 230

**Obtained:** Signed as an undrafted free agent on June 13, 2019

Signed by Kelcey Mucker out of the University of Louisiana, Monroe.

Year	Club	W	L	ERA	G	GS	CG	SHO	SV	IP	H	R	ER	HR	HB	BB	IBB	SO	WP	BK
2019	AZL A's (R)	0	1	4.50	2	1	0	0	0	2.0	1	1	1	1	0	0	0	2	0	0
<b>Minor League Totals</b>		<b>0</b>	<b>1</b>	<b>4.50</b>	<b>2</b>	<b>1</b>	<b>0</b>	<b>0</b>	<b>0</b>	<b>2.0</b>	<b>1</b>	<b>1</b>	<b>1</b>	<b>1</b>	<b>0</b>	<b>0</b>	<b>0</b>	<b>2</b>	<b>0</b>	<b>0</b>

**JALEN DOUGLAS GREER**

**IF**

**Born:** Chicago, Illinois, July 19, 2001; **Home:** Chicago, Illinois

**Bats:** Right; **Throws:** Right; **Height:** 6-3; **Weight:** 185

**Obtained:** Selected in the fifth round of the 2019 First Year Player Draft

Signed out of St. Rita High School by Derek Lee...was named the top-ranked shortstop out of the state of Illinois by Baseball America entering the 2019 draft.

Year	Club	AVG.	G	AB	R	H	2B	3B	HR	RBI	SH	SF	HP	BB	SO	SB	CS	SLG	OBP	E
2019	AZL A's (R)	.165	42	121	10	20	1	1	0	10	0	2	2	21	69	4	1	.190	.295	15
<b>Minor League Totals</b>		<b>.165</b>	<b>42</b>	<b>121</b>	<b>10</b>	<b>20</b>	<b>1</b>	<b>1</b>	<b>0</b>	<b>10</b>	<b>0</b>	<b>2</b>	<b>2</b>	<b>21</b>	<b>69</b>	<b>4</b>	<b>1</b>	<b>.190</b>	<b>.295</b>	<b>15</b>

**RYAN MCQUILLEN GRIDLEY**

**IF**

**Born:** Pittsburgh, Pennsylvania, May 4, 1995; **Home:** Milton, Georgia

**Bats:** Right; **Throws:** Right; **Height:** 5-8; **Weight:** 177

**Obtained:** Selected in the 11<sup>th</sup> round of the 2017 First Year Player Draft

Graduated from Milton HS (GA)...signed by Kelcey Mucker...was First Team All-SEC during his senior year at Mississippi State...had exactly 25 runs, 24 RBI and 28 walks in each of his first two pro seasons...finished 2019 ranked tied for fifth in the organization in doubles (29) and tied for ninth in hits (114).

Year	Club	AVG.	G	AB	R	H	2B	3B	HR	RBI	SH	SF	HP	BB	SO	SB	CS	SLG	OBP	E
2017	Vermont (A)	.262	56	210	25	55	12	0	1	24	3	2	4	28	33	6	2	.333	.357	5
2018	Beloit (A)	.269	68	227	25	61	10	1	3	24	1	1	4	28	46	3	5	.361	.358	7
2019	Beloit (A)	.259	53	189	27	49	14	1	3	20	2	1	5	16	32	6	2	.392	.332	6
	Stockton (A)	.274	59	237	27	65	15	0	3	20	2	2	3	17	43	4	2	.376	.328	5
<b>Minor League Totals</b>		<b>.267</b>	<b>236</b>	<b>863</b>	<b>104</b>	<b>230</b>	<b>51</b>	<b>2</b>	<b>10</b>	<b>88</b>	<b>8</b>	<b>6</b>	<b>16</b>	<b>89</b>	<b>154</b>	<b>19</b>	<b>11</b>	<b>.365</b>	<b>.344</b>	<b>23</b>

**RICHARD GUASCH (CALA)**

**RHP**

**Born:** Santiago de Cuba, Cuba, April 10, 1998; **Home:** Santo Domingo, Dominican Republic

**Bats:** Right; **Throws:** Right; **Height:** 6-4; **Weight:** 205

**Obtained:** Signed as a free agent to a minor league deal on July 13, 2018

Signed by Juan C. De La Cruz.

Year	Club	W	L	ERA	G	GS	CG	SHO	SV	IP	H	R	ER	HR	HB	BB	IBB	SO	WP	BK
2018	DSL A's (R)	1	0	1.16	7	5	0	0	0	23.1	17	5	3	1	4	4	0	27	5	1
2019	Vermont (A)	0	0	0.00	1	1	0	0	0	4.0	1	0	0	0	0	1	0	5	1	0
	Beloit (A)	0	4	4.53	19	10	0	0	2	59.2	52	31	30	1	6	37	0	77	12	2
<b>Minor League Totals</b>		<b>1</b>	<b>4</b>	<b>3.41</b>	<b>26</b>	<b>16</b>	<b>0</b>	<b>0</b>	<b>2</b>	<b>87.0</b>	<b>70</b>	<b>36</b>	<b>33</b>	<b>2</b>	<b>10</b>	<b>42</b>	<b>0</b>	<b>109</b>	<b>18</b>	<b>3</b>

**CHARLES JEFFREY HALL**

**RHP**

**Born:** Dumfries, Virginia, September 6, 1994; **Home:** Dumfries, Virginia

**Bats:** Right; **Throws:** Right; **Height:** 5-11; **Weight:** 170

**Obtained:** Selected in the 33<sup>rd</sup> round of the 2019 First-Year Player Draft

Signed out of Tusculum College by Anthony Aloisi III...was named Second-Team All-SAC as well as First-Team D2CAA All-Southeast Region as a utility pitcher for his senior season.

Year	Club	W	L	ERA	G	GS	CG	SHO	SV	IP	H	R	ER	HR	HB	BB	IBB	SO	WP	BK
2019	AZL A's (R)	3	1	3.55	12	4	0	0	0	33.0	24	15	13	0	1	9	0	40	5	0
	Midland (AA)	0	0	27.00	1	0	0	0	0	1.1	2	4	4	1	1	1	0	2	0	0
<b>Minor League Totals</b>		<b>13</b>	<b>4</b>	<b>4.46</b>	<b>13</b>	<b>4</b>	<b>0</b>	<b>0</b>	<b>0</b>	<b>34.1</b>	<b>26</b>	<b>19</b>	<b>17</b>	<b>1</b>	<b>2</b>	<b>10</b>	<b>0</b>	<b>42</b>	<b>5</b>	<b>0</b>

PLAYER DEVELOPMENT

## Organizational Players, continued

### DUSTIN ALEXANDER HARRIS

IF

**Born:** Land O'Lakes, Florida, July 8, 1999; **Home:** Land O'Lakes, Florida

**Bats:** Left; **Throws:** Right; **Height:** 6-3; **Weight:** 210

**Obtained:** Selected in the 11<sup>th</sup> round of the 2019 First-Year Player Draft

Signed out of St. Petersburg College by Trevor Schaffer...was named First Team All-State for his high school senior season in Land O'Lakes, Fla.

Year	Club	AVG.	G	AB	R	H	2B	3B	HR	RBI	SH	SF	HP	BB	SO	SB	CS	SLG	OBP	E
2019	AZL A's (R)	.328	35	125	23	41	10	1	1	16	0	0	1	14	20	9	4	.448	.400	5
	Vermont (A)	.321	23	84	10	27	2	0	0	10	0	1	2	11	19	0	3	.345	.408	4
<b>Minor League Totals</b>		<b>.325</b>	<b>58</b>	<b>209</b>	<b>33</b>	<b>68</b>	<b>12</b>	<b>1</b>	<b>1</b>	<b>26</b>	<b>0</b>	<b>1</b>	<b>3</b>	<b>25</b>	<b>39</b>	<b>9</b>	<b>7</b>	<b>.407</b>	<b>.403</b>	<b>9</b>

### HOGAN ANTHONY HARRIS

LHP

**Born:** Lafayette, Louisiana, December 26, 1996; **Home:** Lafayette, Louisiana

**Bats:** Right; **Throws:** Left; **Height:** 6-1; **Weight:** 230

**Obtained:** Selected in the third round of the 2018 First-Year Player Draft

Signed out of the University of Louisiana at Lafayette by Kelcey Mucker...missed all of 2018 due to injury.

Year	Club	W	L	ERA	G	GS	CG	SHO	SV	IP	H	R	ER	HR	HB	BB	IBB	SO	WP	BK
2018		(Injured — Did not pitch)																		
2019	Vermont (A)	1	3	3.12	8	6	0	0	0	26.0	14	11	9	2	3	9	0	36	1	0
	Stockton (A)	0	2	2.51	7	7	0	0	0	28.2	18	8	8	2	1	10	0	29	2	0
<b>Minor League Totals</b>		<b>1</b>	<b>5</b>	<b>2.80</b>	<b>15</b>	<b>13</b>	<b>0</b>	<b>0</b>	<b>0</b>	<b>54.2</b>	<b>32</b>	<b>19</b>	<b>17</b>	<b>4</b>	<b>4</b>	<b>19</b>	<b>0</b>	<b>65</b>	<b>3</b>	<b>0</b>

### DENNIS ANTONIO HERRERA (ROSALES)

LHP

**Born:** Guigüe, Venezuela, September 28, 1998; **Home:** Guigüe, Venezuela

**Bats:** Left; **Throws:** Left; **Height:** 6-0; **Weight:** 165

**Obtained:** Signed as a free agent to a minor league deal on March 28, 2016

Signed by Juan Villanueva.

Year	Club	W	L	ERA	G	GS	CG	SHO	SV	IP	H	R	ER	HR	HB	BB	IBB	SO	WP	BK
2016	DSL A's (R)	1	2	2.70	14	0	0	0	0	23.1	20	15	7	0	1	15	0	13	6	1
2017	DSL A's (R)	3	3	2.21	14	10	0	0	0	53.0	46	21	13	0	4	20	0	50	2	1
2018	DSL A's (R)	(Injured — Did not pitch)																		
2019	AZL A's (R)	0	4	3.61	14	13	0	0	0	47.1	37	27	19	3	2	27	0	46	6	6
<b>Minor League Totals</b>		<b>4</b>	<b>9</b>	<b>2.84</b>	<b>42</b>	<b>23</b>	<b>0</b>	<b>0</b>	<b>0</b>	<b>123.2</b>	<b>103</b>	<b>63</b>	<b>39</b>	<b>3</b>	<b>7</b>	<b>62</b>	<b>0</b>	<b>109</b>	<b>14</b>	<b>8</b>

### NICHOLAS DAURIO HIGHBERGER

RHP

Goes by "Nick"

**Born:** Charlotte, North Carolina, November 4, 1993; **Home:** Rye, Colorado

**Bats:** Right; **Throws:** Right; **Height:** 5-11; **Weight:** 200

**Obtained:** Selected in the 30<sup>th</sup> round of the 2016 First-Year Player Draft

Graduated from Rye HS (CO)...attended Creighton University, where he went 12-3 with a 2.84 ERA during his four-year career...signed by Al Skorupa...finished 2019 ninth in the organization with six saves.

Year	Club	W	L	ERA	G	GS	CG	SHO	SV	IP	H	R	ER	HR	HB	BB	IBB	SO	WP	BK
2016	AZL A's (R)	2	2	3.38	17	0	0	0	3	26.2	33	15	10	1	1	7	0	18	5	0
	Stockton (A)	1	0	0.00	2	0	0	0	0	4.0	2	0	0	0	1	2	0	3	0	0
2017	Beloit (A)	1	1	6.60	10	0	0	0	1	15.0	21	16	11	2	1	4	0	10	0	1
2018	Beloit (A)	6	3	3.35	34	0	0	0	6	48.1	42	27	18	4	5	25	0	41	4	0
2019	Stockton (A)	5	4	4.38	44	0	0	0	6	63.2	61	40	31	5	5	36	3	46	8	0
<b>Minor League Totals</b>		<b>15</b>	<b>10</b>	<b>4.00</b>	<b>107</b>	<b>0</b>	<b>0</b>	<b>0</b>	<b>16</b>	<b>157.2</b>	<b>159</b>	<b>98</b>	<b>70</b>	<b>12</b>	<b>13</b>	<b>74</b>	<b>3</b>	<b>118</b>	<b>17</b>	<b>1</b>

### JHENDESON JESUS HURTADO (MOLINA)

LHP

**Born:** Maracay, Venezuela, March 28, 1996; **Home:** Merida, Venezuela

**Bats:** Left; **Throws:** Left; **Height:** 5-11; **Weight:** 213

**Obtained:** Signed as a free agent to a minor league deal on February 1, 2013

Signed by Juan Villanueva...was named New York-Penn League Pitcher of the Week for the week of July 15-21, 2019.



Year	Club	W	L	ERA	G	GS	CG	SHO	SV	IP	H	R	ER	HR	HB	BB	IBB	SO	WP	BK
2014	DSL A's (R)	1	2	3.45	13	7	0	0	0	44.1	49	27	17	1	2	25	0	43	21	0
2015	DSL A's (R)	3	2	4.31	15	8	0	0	0	62.2	45	32	30	1	14	30	0	53	13	1
2016	DSL A's (R)	3	2	3.16	14	10	0	0	0	62.2	53	32	22	0	10	23	1	51	13	0
2017	AZL A's (R)	3	0	2.35	10	1	0	0	1	30.2	28	12	8	0	3	13	0	29	5	0
	Vermont (A)	1	0	3.77	5	1	0	0	0	14.1	11	6	6	1	2	4	0	15	1	1
	Beloit (A)	0	1	6.75	1	0	0	0	0	2.2	4	2	2	0	1	2	0	2	0	0
2018	Vermont (A)	2	2	2.86	9	7	0	0	0	44.0	34	14	14	2	10	13	0	45	10	0
	Beloit (A)	0	2	6.10	5	3	0	0	0	20.2	18	17	14	4	0	13	0	20	2	1
2019	Vermont (A)	3	0	0.77	7	0	0	0	1	23.1	12	2	2	1	3	10	0	34	2	0
	Beloit (A)	1	1	2.61	7	5	0	0	1	31.0	22	13	9	1	4	13	1	38	1	1
	Stockton (A)	0	1	36.00	1	1	0	0	0	1.0	3	44	4	0	1	2	0	1	0	0
<b>Minor League Totals</b>		<b>17</b>	<b>13</b>	<b>3.38</b>	<b>44</b>	<b>0</b>	<b>0</b>	<b>0</b>	<b>3</b>	<b>341.1</b>	<b>281</b>	<b>161</b>	<b>128</b>	<b>11</b>	<b>51</b>	<b>150</b>	<b>2</b>	<b>335</b>	<b>69</b>	<b>4</b>

### ANGELLO OSMAR INFANTE

RHP

**Born:** Maracaibo, Venezuela, April 16, 1999; **Home:** Maracaibo, Venezuela

**Bats:** Right; **Throws:** Right; **Height:** 6-1; **Weight:** 175

**Obtained:** Signed as a free agent to a minor league deal on October 12, 2015

Signed by Ruben Barradas.

Year	Club	W	L	ERA	G	GS	CG	SHO	SV	IP	H	R	ER	HR	HB	BB	IBB	SO	WP	BK
2016	DSL A's (R)	3	1	2.12	18	0	0	0	2	34.0	34	9	8	1	2	4	1	22	2	0
2017	DSL A's (R)	3	1	1.06	14	9	1	0	0	67.2	59	11	8	0	6	5	0	54	0	0
2018	AZL A's (R)	4	3	3.12	9	5	0	0	0	43.1	40	15	15	0	2	9	0	37	4	1
2019	Vermont (A)	0	3	3.86	4	3	0	0	0	14.0	14	9	6	2	2	3	0	12	0	0
	Beloit (A)	3	6	2.83	13	8	0	0	1	60.1	51	26	19	3	5	13	0	37	2	0
<b>Minor League Totals</b>		<b>13</b>	<b>14</b>	<b>2.30</b>	<b>58</b>	<b>25</b>	<b>1</b>	<b>0</b>	<b>3</b>	<b>219.1</b>	<b>198</b>	<b>70</b>	<b>56</b>	<b>6</b>	<b>17</b>	<b>34</b>	<b>1</b>	<b>162</b>	<b>8</b>	<b>1</b>

### ALONZO EARL JONES JR.

OF

**Born:** Columbus, Georgia, February 24, 1997; **Home:** Columbus, Georgia

**Bats:** Both; **Throws:** Right; **Height:** 5-10; **Weight:** 195

**Obtained:** Selected in the 25<sup>th</sup> round of the 2018 First-Year Player Draft

Signed out of Vanderbilt by Anthony Aloisi.

Year	Club	AVG.	G	AB	R	H	2B	3B	HR	RBI	SH	SF	HP	BB	SO	SB	CS	SLG	OBP	E
2018	AZL A's (R)	.267	6	15	2	4	0	0	0	0	0	0	0	1	4	1	0	.267	.313	1
2019	AZL A's (R)	.200	12	35	4	7	0	0	0	0	0	0	0	8	15	1	1	.200	.349	0
<b>Minor League Totals</b>		<b>.220</b>	<b>18</b>	<b>50</b>	<b>6</b>	<b>11</b>	<b>0</b>	<b>0</b>	<b>0</b>	<b>0</b>	<b>0</b>	<b>0</b>	<b>0</b>	<b>9</b>	<b>19</b>	<b>2</b>	<b>1</b>	<b>.220</b>	<b>.339</b>	<b>1</b>

### GAVIN HUNTER JONES

IF

**Born:** Sedalia, Missouri, July 19, 1998; **Home:** Knob Noster, Missouri

**Bats:** Right; **Throws:** Right; **Height:** 6-1; **Weight:** 210

**Obtained:** Selected in the 27<sup>th</sup> round of the 2019 First-Year Player Draft

Signed out of State Fair Community College by Steve Abney...was named First-Team All-Region 16 as an infielder and was named to the Missouri Community College Athletic Conference All-Conference Team.

Year	Club	AVG.	G	AB	R	H	2B	3B	HR	RBI	SH	SF	HP	BB	SO	SB	CS	SLG	OBP	E
2019	AZL A's (R)	.208	52	192	28	40	6	0	1	20	0	2	3	20	75	3	3	.255	.290	11
<b>Minor League Totals</b>		<b>.208</b>	<b>52</b>	<b>192</b>	<b>28</b>	<b>40</b>	<b>6</b>	<b>0</b>	<b>1</b>	<b>20</b>	<b>0</b>	<b>2</b>	<b>3</b>	<b>20</b>	<b>75</b>	<b>3</b>	<b>3</b>	<b>.255</b>	<b>.290</b>	<b>11</b>

### JOHN ROSS JONES

C

**Born:** Orlando, Florida, October 9, 1995; **Home:** Orlando, Florida

**Bats:** Both; **Throws:** Right; **Height:** 5-11; **Weight:** 195

**Obtained:** Selected in the 32<sup>nd</sup> round of the 2018 First-Year Player Draft

Signed out of North Greenville University by Neil Avent.

Year	Club	AVG.	G	AB	R	H	2B	3B	HR	RBI	SH	SF	HP	BB	SO	SB	CS	SLG	OBP	E
2018	AZL A's (R)	.333	31	69	13	23	6	0	0	14	1	3	1	24	11	3	0	.420	.495	4
2019	Beloit (A)	.238	86	298	36	71	9	0	6	42	0	3	4	52	86	2	2	.329	.356	7
<b>Minor League Totals</b>		<b>.256</b>	<b>117</b>	<b>367</b>	<b>49</b>	<b>94</b>	<b>15</b>	<b>0</b>	<b>6</b>	<b>56</b>	<b>1</b>	<b>6</b>	<b>5</b>	<b>76</b>	<b>97</b>	<b>5</b>	<b>2</b>	<b>.346</b>	<b>.385</b>	<b>11</b>

## Organizational Players, continued

### MALIK MARQUISE JONES

RHP

**Born:** Milledgeville, Georgia, March 14, 1996; **Home:** Atlanta, Georgia

**Bats:** Right; **Throws:** Right; **Height:** 6-0; **Weight:** 183

**Obtained:** Selected in the 23<sup>rd</sup> round of the 2017 First Year Player Draft

Drafted out of Missouri Baptist College as a junior...signed by Al Skorupa.

Year	Club	W	L	ERA	G	GS	CG	SHO	SV	IP	H	R	ER	HR	HB	BB	IBB	SO	WP	BK
2017	AZL A's (R)	0	0	3.60	2	0	0	0	0	5.0	2	2	2	0	1	0	0	4	2	0
	Vermont (A)	1	2	3.29	11	1	0	0	0	13.2	10	6	5	0	1	11	0	15	4	0
2018	AZL A's (R)	1	0	4.44	16	0	0	0	0	24.1	22	14	12	0	3	17	0	26	5	0
2019	AZL A's (R)	2	2	9.59	15	3	0	0	0	25.1	34	34	27	0	7	27	0	25	7	0
<b>Minor League Totals</b>		<b>4</b>	<b>4</b>	<b>6.06</b>	<b>44</b>	<b>4</b>	<b>0</b>	<b>0</b>	<b>0</b>	<b>68.1</b>	<b>68</b>	<b>56</b>	<b>46</b>	<b>0</b>	<b>12</b>	<b>55</b>	<b>0</b>	<b>70</b>	<b>18</b>	<b>0</b>

### MITCHELL ANDREW JORDAN

RHP

**Born:** Orlando, Florida, April 10, 1995; **Home:** North Longwood, Florida

**Bats:** Right; **Throws:** Right; **Height:** 6-1; **Weight:** 210

**Obtained:** Selected in the 10<sup>th</sup> round of the 2016 First-Year Player Draft

Graduated from Lake Brantley HS (FL)...played collegiately at Stetson, where he was Second Team All-Atlantic Sun Conference as a sophomore...signed by Trevor Schaffer...finished 2018 second in the organization in ERA (2.67), tied for seventh in wins (8) and tied for third in complete games (1)...in 2019, ranked second in the organization in strikeouts (135) and innings pitched (144.2) and tied for second in wins (10)...was a 2019 California League Midseason All-Star.

Year	Club	W	L	ERA	G	GS	CG	SHO	SV	IP	H	R	ER	HR	HB	BB	IBB	SO	WP	BK
2016	AZL A's (R)	1	1	3.08	12	11	0	0	0	38.0	39	14	13	2	4	8	0	33	2	0
	Stockton (A)	1	0	6.43	2	1	0	0	0	7.0	7	5	5	2	1	4	0	5	0	0
2017	Beloit (A)	2	10	5.78	25	7	0	0	1	76.1	97	52	49	12	1	31	1	66	7	0
2018	Beloit (A)	8	4	2.67	25	19	1	0	0	124.2	110	40	37	9	7	34	0	105	9	0
2019	Stockton (A)	10	7	4.41	27	22	0	0	0	140.2	141	75	69	24	8	39	0	131	14	0
	Midland (AA)	0	0	6.75	1	1	0	0	0	4.0	3	3	3	1	0	4	0	4	1	0
<b>Minor League Totals</b>		<b>22</b>	<b>22</b>	<b>4.05</b>	<b>92</b>	<b>61</b>	<b>1</b>	<b>0</b>	<b>1</b>	<b>390.2</b>	<b>397</b>	<b>189</b>	<b>176</b>	<b>50</b>	<b>21</b>	<b>120</b>	<b>1</b>	<b>344</b>	<b>33</b>	<b>0</b>

### JORGE MIGUEL JUAN (ALMONTE)

RHP

**Born:** Payita, Dominican Republic, March 6, 1999; **Home:** Payita, Dominican Republic

**Bats:** Right; **Throws:** Right; **Height:** 6-8; **Weight:** 200

**Obtained:** Signed as a free agent to a minor league contract on July 17, 2017

Signed by Juan C. De La Cruz.

Year	Club	W	L	ERA	G	GS	CG	SHO	SV	IP	H	R	ER	HR	HB	BB	IBB	SO	WP	BK
2018	DSL A's (R)	0	5	2.51	15	6	0	0	0	43.0	32	18	12	0	11	24	0	48	13	0
2019	AZL A's (R)	1	5	7.29	13	6	0	0	0	33.1	32	34	27	1	5	33	0	36	14	1
<b>Minor League Totals</b>		<b>1</b>	<b>10</b>	<b>4.60</b>	<b>28</b>	<b>12</b>	<b>0</b>	<b>0</b>	<b>0</b>	<b>76.1</b>	<b>64</b>	<b>52</b>	<b>39</b>	<b>1</b>	<b>16</b>	<b>57</b>	<b>0</b>	<b>84</b>	<b>27</b>	<b>1</b>

### RAFAEL ANTONIO KELLY

RHP

**Born:** Samana, Dominican Republic, June 9, 1997; **Home:** Samana, Dominican Republic

**Bats:** Right; **Throws:** Right; **Height:** 6-2; **Weight:** 190

**Obtained:** Signed as a free agent to a minor league contract on July 1, 2016

Signed by Juan C. De La Cruz...finished 2019 second in the organization with a 3.35 ERA.

Year	Club	W	L	ERA	G	GS	CG	SHO	SV	IP	H	R	ER	HR	HB	BB	IBB	SO	WP	BK
2017	DSL A's (R)	4	1	2.53	10	6	0	0	0	42.2	28	16	12	1	4	10	0	47	3	0
	AZL A's (R)	1	2	2.38	6	2	0	0	0	22.2	20	9	6	1	0	2	0	23	2	0
2018	Vermont (A)	5	6	4.59	14	10	0	0	0	68.2	65	40	35	7	6	27	1	59	4	0
2019	Vermont (A)	1	0	5.40	1	1	0	0	0	5.0	5	3	3	0	1	1	0	6	0	0
	Beloit (A)	5	4	2.81	13	8	0	0	1	57.2	48	26	18	6	0	11	0	50	4	1
	Stockton (A)	0	1	4.15	6	5	0	0	0	26.0	27	15	12	3	1	9	0	20	0	0
<b>Minor League Totals</b>		<b>16</b>	<b>14</b>	<b>3.48</b>	<b>50</b>	<b>32</b>	<b>0</b>	<b>0</b>	<b>1</b>	<b>222.2</b>	<b>193</b>	<b>109</b>	<b>86</b>	<b>18</b>	<b>12</b>	<b>60</b>	<b>1</b>	<b>205</b>	<b>13</b>	<b>1</b>

**Born:** LaPorte, Indiana, March 6, 1996; **Home:** Raleigh, North Carolina  
**Bats:** Left; **Throws:** Right; **Height:** 6-1; **Weight:** 210  
**Obtained:** Selected in the 31<sup>st</sup> round of the 2019 First Year Player Draft

Signed out of Western Carolina University by William Avent...was named First-Team All-Southern Conference in the outfield and was named Collegiate Baseball National Player of the Week for the week of April 8.

Year	Club	AVG.	G	AB	R	H	2B	3B	HR	RBI	SH	SF	HP	BB	SO	SB	CS	SLG	OBP	E
2019	AZL A's (R)	.249	45	169	20	42	12	2	1	22	3	0	2	22	44	9	0	.361	.342	4
<b>Minor League Totals</b>		<b>.249</b>	<b>45</b>	<b>169</b>	<b>20</b>	<b>42</b>	<b>12</b>	<b>2</b>	<b>1</b>	<b>22</b>	<b>3</b>	<b>0</b>	<b>2</b>	<b>22</b>	<b>44</b>	<b>9</b>	<b>0</b>	<b>.361</b>	<b>.342</b>	<b>4</b>

**JARED TYLER KOENIG**

**Born:** San Jose, California, January 24, 1994; **Home:** Aptos, California  
**Bats:** Right; **Throws:** Left; **Height:** 6-5; **Weight:** 235  
**Obtained:** Signed as a free agent, January 14, 2020

Was drafted by the Chicago White Sox in the 35th round in 2014 out of Central Arizona College but did not sign...also attended Cal State Monterey Bay and Old Dominion...pitched in independent leagues from 2017-19.

Year	Club	W	L	ERA	G	GS	CG	SHO	SV	IP	H	R	ER	HR	HB	BB	IBB	SO	WP	BK
2017	Monterey (Pecos)	2	2	3.68	5	5	1	0	0	29.1	20	13	12	1	0	16	0	40	2	0
	Salina (Amer. Assoc.)	1	4	7.06	5	5	0	0	0	21.2	25	20	17	2	1	16	0	6	1	0
	San Rafael (Pac. Assoc.)	1	1	4.91	3	3	0	0	0	14.2	20	10	8	1	1	7	0	16	0	0
2018	San Rafael (Pac. Assoc.)	11	1	3.54	16	16	0	0	0	96.2	77	47	38	8	6	51	0	140	4	0
2019	Lake Erie (Frontier)	7	2	2.24	20	18	1	0	0	104.1	87	37	26	6	6	34	0	133	3	0
<b>Independent Totals</b>		<b>22</b>	<b>10</b>	<b>3.41</b>	<b>49</b>	<b>47</b>	<b>2</b>	<b>0</b>	<b>0</b>	<b>266.2</b>	<b>229</b>	<b>127</b>	<b>101</b>	<b>18</b>	<b>14</b>	<b>124</b>	<b>0</b>	<b>335</b>	<b>10</b>	<b>0</b>

**JASON WILLIAM KRIZAN**

**Born:** Austin, Texas, June 28, 1989; **Home:** Pflugerville, Texas  
**Bats:** Left; **Throws:** Right; **Height:** 6-0; **Weight:** 205  
**Obtained:** Selected from the New York Mets in the Triple-A phase of the 2019 Rule 5 Draft

Originally selected in the eighth round of the 2011 First-Year Player draft by Detroit...signed with the Mets as a free agent to a minor league deal on December 17, 2018.

Year	Club	AVG.	G	AB	R	H	2B	3B	HR	RBI	SH	SF	HP	BB	SO	SB	CS	SLG	OBP	E
2011	West Michigan (A)	.239	53	184	13	44	4	1	3	19	7	0	1	13	30	1	1	.321	.293	2
2012	West Michigan (A)	.244	110	365	38	89	20	1	4	40	5	5	1	50	48	5	3	.337	.333	4
2013	Lakeland (A)	.288	116	399	48	115	21	5	4	52	3	3	5	62	44	1	1	.396	.388	3
2014	Erie (AA)	.293	124	464	68	136	31	2	7	56	3	4	1	53	47	14	7	.414	.364	2
2015	Erie (AA)	.266	114	414	53	110	22	2	8	53	5	5	0	51	43	13	5	.386	.343	4
	Toledo (AAA)	.169	20	71	7	12	1	0	0	5	2	2	0	7	15	0	1	.183	.238	0
2016	Erie (AA)	.292	95	356	46	104	24	6	9	55	0	5	0	45	27	2	3	.469	.367	2
	Toledo (AAA)	.300	32	100	12	30	7	0	1	10	0	0	0	11	14	0	1	.400	.369	1
2017	Erie (AA)	.393	14	56	10	22	4	0	4	14	0	2	0	8	3	2	1	.679	.455	0
	Toledo (AAA)	.264	107	371	41	98	22	4	4	37	1	2	0	40	53	4	5	.377	.334	4
2018	Toledo (AAA)	.250	106	368	49	92	19	2	8	55	0	1	0	46	67	4	0	.378	.333	6
2019	Binghamton (AA)	.257	97	323	36	83	22	1	12	54	3	2	1	38	36	0	0	.443	.335	2
	Syracuse (AAA)	.365	20	63	15	23	9	0	2	11	1	0	0	12	9	1	0	.603	.467	0
<b>Minor League Totals</b>		<b>.271</b>	<b>1008</b>	<b>3534</b>	<b>436</b>	<b>958</b>	<b>206</b>	<b>24</b>	<b>66</b>	<b>461</b>	<b>30</b>	<b>31</b>	<b>9</b>	<b>436</b>	<b>436</b>	<b>47</b>	<b>28</b>	<b>.399</b>	<b>.350</b>	<b>30</b>

**TRAYSON CAL CHIKARA KUBO**

**Born:** Waipahu, Hawaii, September 26, 1997; **Home:** Waipahu, Hawaii  
**Bats:** Right; **Throws:** Right; **Height:** 6-0; **Weight:** 185  
**Obtained:** Selected in the 24<sup>th</sup> round of the 2019 First Year Player Draft

Signed out of Stephen F. Austin State University by Stephen Cohen.

Year	Club	W	L	ERA	G	GS	CG	SHO	SV	IP	H	R	ER	HR	HB	BB	IBB	SO	WP	BK
2019	AZL A's (R)	0	2	8.84	11	5	0	0	1	18.1	27	23	18	2	0	12	0	28	3	0
<b>Minor League Totals</b>		<b>0</b>	<b>2</b>	<b>8.84</b>	<b>11</b>	<b>5</b>	<b>0</b>	<b>0</b>	<b>1</b>	<b>18.1</b>	<b>27</b>	<b>23</b>	<b>18</b>	<b>2</b>	<b>0</b>	<b>12</b>	<b>0</b>	<b>28</b>	<b>3</b>	<b>0</b>

**Organizational Players, continued**

**JESUS ALEJANDRO LAGE (SISO) RHP**

**Born:** Valencia, Venezuela, December 1, 1997; **Home:** Valencia, Venezuela  
**Bats:** Switch; **Throws:** Right; **Height:** 6-0; **Weight:** 175  
**Obtained:** Signed as a non-drafted free agent, July 4, 2014

Signed by Juan C. De La Cruz, Amauris Reyes and Pablo Marmol...moved from the infield to the mound in 2019.

Year	Club	AVG.	G	AB	R	H	2B	3B	HR	RBI	SH	SF	HP	BB	SO	SB	CS	SLG	OBP	E
2015	DSL A's (R)	.176	48	159	15	28	3	1	0	19	4	1	6	17	41	9	6	.209	.279	18
2016	AZL A's (R)	.172	32	116	20	20	4	2	0	11	2	0	3	13	42	4	1	.241	.273	14
	Vermont (A)	.333	3	9	1	3	0	0	0	0	0	0	0	0	4	2	0	.333	.333	2
2017	Vermont (A)	.233	47	159	18	37	8	3	1	16	3	1	3	5	52	2	3	.340	.268	14
2018	Vermont (A)	.222	7	18	4	4	1	0	0	1	0	0	1	3	4	0	0	.278	.364	2
	Beloit (A)	.191	29	89	11	17	2	0	2	14	3	1	1	13	31	1	0	.281	.298	9
	Stockton (A)	.132	16	53	3	7	1	0	1	2	0	0	0	1	23	1	1	.208	.148	5
<b>Minor League Totals</b>		<b>.192</b>	<b>184</b>	<b>603</b>	<b>72</b>	<b>116</b>	<b>19</b>	<b>6</b>	<b>4</b>	<b>63</b>	<b>12</b>	<b>3</b>	<b>14</b>	<b>52</b>	<b>197</b>	<b>19</b>	<b>11</b>	<b>.264</b>	<b>.271</b>	<b>64</b>

Year	Club	W	L	ERA	G	GS	CG	SHO	SV	IP	H	R	ER	HR	HB	BB	IBB	SO	WP	BK
2015	DSL A's (R)	0	0	--	1	0	0	0	0	0.0	2	1	1	0	0	0	0	0	0	0
2018	Beloit (A)	0	0	0.00	1	0	0	0	0	0.1	1	0	0	0	0	0	0	0	0	1
2019	AZL A's (R)	4	0	5.61	18	1	0	0	0	25.2	26	18	16	1	8	15	0	27	4	1
<b>Minor League Totals</b>		<b>4</b>	<b>0</b>	<b>5.88</b>	<b>20</b>	<b>1</b>	<b>0</b>	<b>0</b>	<b>0</b>	<b>26.0</b>	<b>29</b>	<b>19</b>	<b>17</b>	<b>1</b>	<b>8</b>	<b>15</b>	<b>0</b>	<b>27</b>	<b>4</b>	<b>2</b>

**DAVID MATTHEW LEAL LHP**

**Born:** Houston, Texas, April 22, 1997; **Home:** Houston, Texas  
**Bats:** Left; **Throws:** Left; **Height:** 6-5; **Weight:** 220  
**Obtained:** Selected in the 38<sup>th</sup> round of the 2019 First Year Player Draft

Signed out of Louisiana Tech University by Kelcey Mucker...earned Second-Team All-Louisiana and All-Conference USA honors in 2018.

Year	Club	W	L	ERA	G	GS	CG	SHO	SV	IP	H	R	ER	HR	HB	BB	IBB	SO	WP	BK
2019	AZL A's (R)	6	0	1.43	15	0	0	0	0	37.2	21	9	6	0	4	3	0	50	2	0
	Stockton (A)	0	0	4.50	1	1	0	0	0	4.0	4	2	2	0	0	1	0	2	0	0
<b>Minor League Totals</b>		<b>6</b>	<b>0</b>	<b>1.73</b>	<b>16</b>	<b>1</b>	<b>0</b>	<b>0</b>	<b>0</b>	<b>41.2</b>	<b>25</b>	<b>11</b>	<b>8</b>	<b>0</b>	<b>4</b>	<b>4</b>	<b>0</b>	<b>52</b>	<b>2</b>	<b>0</b>

**JAIMITO LEBRON (LORENZO) RHP**

**Born:** Banica, Dominican Republic, October 20, 1996; **Home:** Santo Domingo, Dominican Republic  
**Bats:** Right; **Throws:** Right; **Height:** 6-2; **Weight:** 206  
**Obtained:** Selected in the 2017 minor league Rule 5 draft from San Diego

Graduated from Dowington West HS (PA)...transferred to Clemson after one season at Temple...logged a 2.89 ERA in three seasons with Clemson.

Year	Club	W	L	ERA	G	GS	CG	SHO	SV	IP	H	R	ER	HR	HB	BB	IBB	SO	WP	BK
2014	DSL Padres (R)	0	0	1.50	2	2	0	0	0	6.0	4	3	1	0	0	2	0	7	1	0
	AZL Padres (R)	1	3	7.58	12	8	0	0	0	38.0	57	38	32	4	6	17	0	26	8	2
2015	DSL Padres (R)	0	1	6.43	6	4	0	0	0	7.0	9	5	5	0	2	2	0	3	2	0
	AZL Padres (R)	0	0	6.00	5	0	0	0	0	6.0	4	5	4	0	2	2	0	3	1	0
2016	(Injured — did not play)																			
2017	AZL Padres (R)	1	2	9.72	16	1	0	0	0	25.0	43	37	27	0	6	13	0	26	6	3
2018	Vermont (A)	1	0	2.50	10	0	0	0	2	18.0	8	5	5	0	3	9	0	21	2	1
	Beloit (A)	0	0	6.55	10	0	0	0	1	11.0	12	8	8	2	0	14	0	7	2	0
2019	Beloit (A)	2	1	3.86	35	1	0	0	0	51.1	50	27	22	2	6	24	0	50	3	2
<b>Minor League Totals</b>		<b>5</b>	<b>7</b>	<b>5.77</b>	<b>96</b>	<b>16</b>	<b>0</b>	<b>0</b>	<b>3</b>	<b>162.1</b>	<b>187</b>	<b>128</b>	<b>104</b>	<b>8</b>	<b>25</b>	<b>83</b>	<b>0</b>	<b>143</b>	<b>25</b>	<b>8</b>

**TRACE BRADLEY LOEHR IF**

**Born:** Portland, Oregon, May 23, 1995; **Home:** Milwaukie, Oregon  
**Bats:** Left; **Throws:** Right; **Height:** 5-10; **Weight:** 185  
**Obtained:** Selected in the sixth round of the 2014 First-Year Player Draft

Graduated from Rex Putnam HS (OR)...won two consecutive Player of the Year honors in Oregon's Class 5A in 2013 and 2014...had committed to play at Oregon State before signing with the A's...signed by Jim Coffman...in 2016, tied for third among A's farmhands in triples and was named Midwest League Player of the Week for the week of Aug. 22-28...finished 2019 ranked fifth in the organization in batting average (.295), tied for seventh in runs (65), tied for eighth in hits (114) and 10<sup>th</sup> in on-base percentage (.352).

Year	Club	AVG.	G	AB	R	H	2B	3B	HR	RBI	SH	SF	HP	BB	SO	SB	CS	SLG	OBP	E
2014	AZL A's (R)	.244	41	160	22	39	3	2	0	14	1	0	1	15	31	6	2	.288	.313	10
2015	Vermont (A)	.264	67	254	33	67	6	1	2	31	0	2	3	21	41	4	4	.319	.325	9
2016	Beloit (A)	.249	103	357	35	89	19	7	1	30	6	1	2	20	77	13	6	.350	.292	21
2017	Beloit (A)	.267	94	363	47	97	10	8	3	36	7	2	0	19	63	10	6	.364	.302	14
2018	Beloit (A)	.286	69	252	38	72	14	2	3	22	6	3	2	27	47	15	6	.393	.356	3
	Stockton (A)	.259	49	193	18	50	12	1	0	11	1	1	0	11	47	1	1	.332	.298	3
2019	Stockton (A)	.291	93	350	54	102	20	3	3	40	0	2	3	30	71	10	7	.391	.351	11
	Las Vegas (AAA)	.333	15	36	11	12	2	0	2	5	0	0	0	2	7	0	0	.556	.368	0
<b>Minor League Totals</b>		<b>.269</b>	<b>531</b>	<b>1965</b>	<b>258</b>	<b>528</b>	<b>86</b>	<b>24</b>	<b>14</b>	<b>189</b>	<b>21</b>	<b>11</b>	<b>11</b>	<b>145</b>	<b>384</b>	<b>59</b>	<b>32</b>	<b>.358</b>	<b>.321</b>	<b>71</b>

**HANSEN MIGUEL LOPEZ (PERALTA)**

**C**

**Born:** Culiacán Rosales, Mexico, July 3, 2000; **Home:** Culiacán Rosales, Mexico  
**Bats:** Right; **Throws:** Right; **Height:** 5-9; **Weight:** 170  
**Obtained:** Signed as a free agent to a minor league deal on July 3, 2017

Signed by Juan Mosquera.

Year	Club	AVG.	G	AB	R	H	2B	3B	HR	RBI	SH	SF	HP	BB	SO	SB	CS	SLG	OBP	E
2018	DSL A's (R)	.146	33	89	12	13	3	1	0	2	1	1	4	8	33	1	1	.202	.245	4
2019	AZL A's (R)	.236	32	110	11	26	4	3	1	16	0	2	0	7	49	1	0	.355	.277	4
<b>Minor League Totals</b>		<b>.196</b>	<b>65</b>	<b>199</b>	<b>23</b>	<b>39</b>	<b>7</b>	<b>4</b>	<b>2</b>	<b>18</b>	<b>1</b>	<b>3</b>	<b>4</b>	<b>15</b>	<b>82</b>	<b>2</b>	<b>1</b>	<b>.286</b>	<b>.262</b>	<b>8</b>

**DAVONN DONALD JUSTIN MACKEY**

**OF**

**Born:** Freeport, Bahamas, October 10, 2000; **Home:** Freeport, Bahamas  
**Bats:** Right; **Throws:** Right; **Height:** 6-2; **Weight:** 170  
**Obtained:** Signed as a free agent to a minor league deal on July 3, 2017

Signed by Juan Mosquera.

Year	Club	AVG.	G	AB	R	H	2B	3B	HR	RBI	SH	SF	HP	BB	SO	SB	CS	SLG	OBP	E
2018	DSL A's (R)	.111	58	135	18	15	2	1	1	10	3	0	3	25	68	9	4	.163	.264	5
2019	AZL A's (R)	.162	13	37	3	6	1	0	0	3	0	0	0	4	16	0	0	.189	.244	3
<b>Minor League Totals</b>		<b>.122</b>	<b>71</b>	<b>172</b>	<b>21</b>	<b>21</b>	<b>3</b>	<b>1</b>	<b>1</b>	<b>13</b>	<b>3</b>	<b>0</b>	<b>3</b>	<b>29</b>	<b>84</b>	<b>9</b>	<b>4</b>	<b>.169</b>	<b>.260</b>	<b>8</b>

**LESTER ALEXIS MADDEN (AGUILERA)**

**OF**

**Born:** La Habana, Cuba, January 19, 1999; **Home:** San Pedro de Macoris, Dominican Republic  
**Bats:** Right; **Throws:** Right; **Height:** 6-2; **Weight:** 190  
**Obtained:** Signed as a free agent to a minor league deal on November 15, 2018

Signed by Wilfredo Magallanes.

Year	Club	AVG.	G	AB	R	H	2B	3B	HR	RBI	SH	SF	HP	BB	SO	SB	CS	SLG	OBP	E
2019	Beloit (A)	.212	105	391	43	83	19	4	2	38	1	1	5	22	118	5	6	.297	.263	9
<b>Minor League Totals</b>		<b>.212</b>	<b>105</b>	<b>391</b>	<b>43</b>	<b>83</b>	<b>19</b>	<b>4</b>	<b>2</b>	<b>38</b>	<b>1</b>	<b>1</b>	<b>5</b>	<b>22</b>	<b>118</b>	<b>5</b>	<b>6</b>	<b>.297</b>	<b>.263</b>	<b>9</b>

**MANUEL LISANDRO MANZANILLO (SANTANA)**

**RHP**

**Born:** San Pedro de Macoris, Dominican Republic, March 21, 1998; **Home:** San Pedro de Macoris, Dominican Republic  
**Bats:** Right; **Throws:** Right; **Height:** 5-10; **Weight:** 170  
**Obtained:** Signed as a free agent to a minor league deal on December 19, 2016

Signed by Juan C. De La Cruz.

Year	Club	W	L	ERA	G	GS	CG	SHO	SV	IP	H	R	ER	HR	HB	BB	IBB	SO	WP	BK
2017	DSL A's (R)	3	3	4.72	8	1	0	0	0	47.2	42	29	25	1	10	27	0	41	9	0
2018	DSL A's (R)	1	0	3.12	19	0	0	0	4	26.0	19	15	9	1	3	19	0	34	7	0
2019	AZL A's (R)	1	4	7.11	17	0	0	0	0	25.1	37	28	20	2	1	17	0	27	10	1
<b>Minor League Totals</b>		<b>5</b>	<b>7</b>	<b>4.91</b>	<b>50</b>	<b>8</b>	<b>1</b>	<b>0</b>	<b>4</b>	<b>99.0</b>	<b>98</b>	<b>72</b>	<b>54</b>	<b>4</b>	<b>14</b>	<b>63</b>	<b>0</b>	<b>102</b>	<b>26</b>	<b>1</b>

PLAYER DEVELOPMENT

## Organizational Players, continued

### ERIC YOEL MARINEZ (PEREZ)

RHP

**Born:** Sabana Grande de Palenque, Dominican Republic, September 12, 1995; **Home:** Palenque, Dominican Republic

**Bats:** Switch; **Throws:** Right; **Height:** 6-2; **Weight:** 201

**Obtained:** Signed as a non-drafted free agent on November 8, 2012

Signed by Raymond Abreu...moved from the infield to the mound in 2019.

Year	Club	AVG.	G	AB	R	H	2B	3B	HR	RBI	SH	SF	HP	BB	SO	SB	CS	SLG	OBP	E
2013	DSL A's (R)	.246	51	171	18	42	12	3	0	17	1	4	1	12	53	1	4	.351	.293	26
2014	DSL A's (R)	.202	66	242	23	49	11	2	1	26	6	2	0	17	70	3	5	.277	.253	21
2015	AZL A's (R)	.241	47	158	17	38	6	2	0	18	1	4	0	16	33	2	0	.304	.303	15
2016	Vermont (A)	.251	60	235	18	59	10	3	1	19	0	2	0	4	47	1	5	.332	.261	15
2017	Beloit (A)	.278	114	410	40	114	18	3	3	30	4	2	1	39	86	6	2	.359	.341	28
2018	Stockton (A)	.226	36	124	13	28	6	3	0	6	0	0	1	10	40	1	1	.323	.289	4
	Midland (AA)	.143	5	14	1	2	0	0	0	0	0	0	0	0	6	0	0	.143	.143	0
<b>Minor League Totals</b>		<b>.245</b>	<b>381</b>	<b>1354</b>	<b>130</b>	<b>332</b>	<b>63</b>	<b>16</b>	<b>5</b>	<b>116</b>	<b>12</b>	<b>14</b>	<b>3</b>	<b>98</b>	<b>335</b>	<b>14</b>	<b>17</b>	<b>.326</b>	<b>.295</b>	<b>109</b>

Year	Club	W	L	ERA	G	GS	CG	SHO	SV	IP	H	R	ER	HR	HB	BB	IBB	SO	WP	BK
2017	Beloit (A)	0	0	0.00	1	0	0	0	0	0.1	0	0	0	0	0	0	0	1	0	0
2018	Stockton (A)	0	0	16.20	2	0	0	0	0	1.2	4	3	3	1	0	1	0	4	1	0
2019	Beloit (A)	4	2	2.87	25	0	0	10	10	31.1	19	12	10	0	3	18	3	44	5	1
	Stockton (A)	1	0	5.40	20	0	0	1	30.0	26	18	18	2	4	17	0	41	9	0	
<b>Minor League Totals</b>		<b>5</b>	<b>2</b>	<b>4.41</b>	<b>48</b>	<b>0</b>	<b>0</b>	<b>0</b>	<b>11</b>	<b>63.1</b>	<b>49</b>	<b>33</b>	<b>31</b>	<b>3</b>	<b>7</b>	<b>36</b>	<b>3</b>	<b>90</b>	<b>15</b>	<b>1</b>

### WYATT WESLEY MARKS

RHP

**Born:** Lafayette, Louisiana, June 28, 1995; **Home:** Lafayette, Louisiana

**Bats:** Right; **Throws:** Right; **Height:** 6-2; **Weight:** 215

**Obtained:** Selected in the 13<sup>th</sup> round of the 2017 First Year Player Draft

Graduated from St. Thomas More Catholic HS (LA)...signed by Kelcey Mucker...finished 2018 fifth in the organization with a 3.30 ERA, and second in strikeouts (159).

Year	Club	W	L	ERA	G	GS	CG	SHO	SV	IP	H	R	ER	HR	HB	BB	IBB	SO	WP	BK
2017	AZL A's (R)	0	0	0.00	2	2	0	0	0	5.0	3	0	0	0	0	2	0	7	0	0
	Vermont (A)	3	0	2.68	11	5	0	0	0	37.0	29	14	11	7	1	12	0	49	2	1
2018	Beloit (A)	5	6	3.23	20	18	0	0	0	106.0	90	44	38	8	3	35	0	127	11	2
	Stockton (A)	2	0	3.58	5	5	0	0	0	27.2	23	11	11	4	1	16	0	32	2	0
2019	Stockton (A)	2	2	5.40	4	4	0	0	0	18.1	15	11	11	2	0	14	0	10	1	0
<b>Minor League Totals</b>		<b>12</b>	<b>8</b>	<b>3.29</b>	<b>42</b>	<b>34</b>	<b>0</b>	<b>0</b>	<b>0</b>	<b>194.0</b>	<b>160</b>	<b>80</b>	<b>71</b>	<b>21</b>	<b>5</b>	<b>79</b>	<b>0</b>	<b>225</b>	<b>16</b>	<b>3</b>

### DANIEL LEANDRO MARTINEZ

RHP

**Born:** Fontana, California, July 28, 1998; **Home:** Riverside, California

**Bats:** Left; **Throws:** Right; **Height:** 5-9; **Weight:** 200

**Obtained:** Selected in the 21<sup>st</sup> round of the 2018 First-Year Player Draft

Signed out of Riverside Community College by Dillon Tung.

Year	Club	W	L	ERA	G	GS	CG	SHO	SV	IP	H	R	ER	HR	HB	BB	IBB	SO	WP	BK
2018	AZL A's (R)	1	1	3.13	15	1	0	0	4	23.0	17	10	8	0	1	12	0	28	4	0
	Nashville (AAA)	0	0	3.00	1	0	0	0	0	3.0	2	1	1	1	0	0	0	1	0	0
2019	Beloit (A)	1	1	2.35	4	3	0	0	0	15.1	12	9	4	1	3	6	0	14	0	0
<b>Minor League Totals</b>		<b>2</b>	<b>2</b>	<b>2.83</b>	<b>20</b>	<b>4</b>	<b>0</b>	<b>0</b>	<b>4</b>	<b>41.1</b>	<b>31</b>	<b>20</b>	<b>13</b>	<b>2</b>	<b>4</b>	<b>18</b>	<b>0</b>	<b>43</b>	<b>4</b>	<b>0</b>

### JORGE LUIS MARTINEZ (GONZALEZ)

LHP

**Born:** Panamá, Panama, January 5, 1996; **Home:** Panamá, Panama

**Bats:** Left; **Throws:** Left; **Height:** 6-0; **Weight:** 184

**Obtained:** Signed as a non-drafted free agent on January 3, 2014

Signed by Juan Mosquera...was a 2019 New York-Penn League Midseason All-Star.

Year	Club	W	L	ERA	G	GS	CG	SHO	SV	IP	H	R	ER	HR	HB	BB	IBB	SO	WP	BK
2014	DSL A's (R)	3	3	3.60	14	5	0	0	1	50.0	52	24	20	1	2	14	0	45	4	0
2015	AZL A's (R)	1	1	4.67	13	0	0	0	0	17.1	19	11	9	0	0	7	0	20	2	0
2016	Vermont (A)	0	1	6.00	2	0	0	0	0	3.0	4	3	2	1	1	0	0	4	0	0
2017	DSL A's (R)	1	1	1.08	5	0	0	0	2	8.1	1	3	1	0	1	6	0	11	1	0
	AZL A's (R)	1	1	3.18	15	0	0	0	2	22.2	16	12	8	0	2	8	0	25	1	0
2018	AZL A's (R)	3	2	6.51	15	1	0	0	0	27.2	30	23	20	3	2	13	0	28	4	0
2019	Vermont (A)	5	2	3.67	17	0	0	0	1	34.1	31	17	14	2	5	15	1	47	6	0
<b>Minor League Totals</b>		<b>14</b>	<b>11</b>	<b>4.08</b>	<b>81</b>	<b>6</b>	<b>0</b>	<b>0</b>	<b>6</b>	<b>163.1</b>	<b>153</b>	<b>93</b>	<b>74</b>	<b>7</b>	<b>13</b>	<b>63</b>	<b>1</b>	<b>180</b>	<b>18</b>	<b>0</b>

### LUIS FERNANDO MARTINEZ (CADIZ)

RHP

**Born:** Puerto Cabello, Venezuela, March 30, 2001; **Home:** El Rangel, Venezuela

**Bats:** Right; **Throws:** Right; **Height:** 6-2; **Weight:** 170

**Obtained:** Signed as a free agent to a minor league deal on July 12, 2018

Signed by Yendri Bachelor.

Year	Club	W	L	ERA	G	GS	CG	SHO	SV	IP	H	R	ER	HR	HB	BB	IBB	SO	WP	BK
2019	AZL A's (R)	4	1	3.02	15	4	0	0	0	41.2	48	19	14	3	2	5	0	38	3	0
<b>Minor League Totals</b>		<b>4</b>	<b>1</b>	<b>3.02</b>	<b>15</b>	<b>4</b>	<b>0</b>	<b>0</b>	<b>0</b>	<b>41.2</b>	<b>48</b>	<b>19</b>	<b>14</b>	<b>3</b>	<b>2</b>	<b>5</b>	<b>0</b>	<b>38</b>	<b>3</b>	<b>0</b>

### RAMON ALEXANDER MARTINEZ (SALDANA)

OF

**Born:** San Pedro de Macoris, Dominican Republic, November 17, 2001; **Home:** San Pedro de Macoris, Dominican Republic

**Bats:** Right; **Throws:** Right; **Height:** 6-0; **Weight:** 170

**Obtained:** Signed as a free agent to a minor league deal on July 2, 2018

Signed by Juan C. De La Cruz.

Year	Club	AVG.	G	AB	R	H	2B	3B	HR	RBI	SH	SF	HP	BB	SO	SB	CS	SLG	OBP	E
2019	DSL A's (R)	.230	19	61	7	14	2	0	2	5	1	0	0	6	21	4	2	.361	.299	2
	AZL A's (R)	.236	38	106	14	25	5	0	1	11	0	1	0	13	36	5	1	.311	.317	2
<b>Minor League Totals</b>		<b>.234</b>	<b>57</b>	<b>167</b>	<b>21</b>	<b>39</b>	<b>7</b>	<b>0</b>	<b>3</b>	<b>16</b>	<b>1</b>	<b>1</b>	<b>0</b>	<b>19</b>	<b>57</b>	<b>9</b>	<b>3</b>	<b>.329</b>	<b>.310</b>	<b>4</b>

### SETH ANTONIO MARTINEZ

RHP

**Born:** Sierra Vista, Arizona, August 29, 1994; **Home:** Phoenix, Arizona

**Bats:** Right; **Throws:** Right; **Height:** 6-2; **Weight:** 200

**Obtained:** Selected in the 17<sup>th</sup> round of the 2016 First-Year Player Draft

Graduated from Sunrise Mountain HS (CA)...played at Arizona State and went 16-6 with a 3.50 ERA in three seasons...was 9-4 with a 2.75 ERA as a junior, earning First Team All-Pac-12 and Second Team Louisville Slugger All-America honors...signed by Scott Cousins...finished 2018 tied for first in the organization in saves (15)...in 2019, ranked tied for seventh in wins (7).

Year	Club	W	L	ERA	G	GS	CG	SHO	SV	IP	H	R	ER	HR	HB	BB	IBB	SO	WP	BK
2016	AZL A's (R)	0	0	3.86	3	0	0	0	1	2.1	3	1	1	0	0	2	0	2	0	0
2017	Vermont (A)	0	1	1.80	1	1	0	0	0	5.0	7	1	1	0	1	0	0	3	0	0
	Beloit (A)	5	10	3.49	20	10	0	0	1	95.1	90	46	37	9	5	19	0	73	1	0
2018	Beloit (A)	3	5	3.28	42	0	0	0	15	71.1	68	32	26	5	6	18	2	58	4	0
2019	Stockton (A)	3	3	3.35	26	0	0	0	2	43.0	29	16	16	3	4	9	0	41	1	0
	Midland (AA)	4	1	1.26	16	0	0	0	0	28.2	21	5	4	0	1	9	0	33	0	0
<b>Minor League Totals</b>		<b>15</b>	<b>20</b>	<b>3.11</b>	<b>108</b>	<b>11</b>	<b>0</b>	<b>0</b>	<b>19</b>	<b>245.2</b>	<b>218</b>	<b>101</b>	<b>85</b>	<b>17</b>	<b>17</b>	<b>57</b>	<b>2</b>	<b>210</b>	<b>6</b>	<b>0</b>

### KYLE JOSEPH MCCANN

C

**Born:** Suwanee, Georgia, December 2, 1997; **Home:** Miramar, Florida

**Bats:** Left; **Throws:** Right; **Height:** 6-2; **Weight:** 210

**Obtained:** Selected in the fourth round of the 2019 First Year Player Draft

Signed out of Georgia Tech University by Jemel Spearman...was a 2019 All-ACC first teamer and was ranked the No. 135 prospect in the 2019 draft by Baseball America.

Year	Club	AVG.	G	AB	R	H	2B	3B	HR	RBI	SH	SF	HP	BB	SO	SB	CS	SLG	OBP	E
2019	AZL A's (R)	.400	5	20	10	8	2	2	2	7	0	0	0	5	6	0	0	1.000	.520	0
	Vermont (A)	.192	55	198	23	38	7	1	7	25	0	0	2	25	81	0	0	.343	.289	7
<b>Minor League Totals</b>		<b>.211</b>	<b>60</b>	<b>218</b>	<b>33</b>	<b>46</b>	<b>9</b>	<b>3</b>	<b>9</b>	<b>32</b>	<b>0</b>	<b>0</b>	<b>2</b>	<b>30</b>	<b>87</b>	<b>0</b>	<b>0</b>	<b>.404</b>	<b>.312</b>	<b>7</b>

**Organizational Players, continued**

**PATRICK WARD MCCOLL**

**IF**

**Born:** Los Altos, California, June 22, 1997; **Home:** Los Altos, California

**Bats:** Left; **Throws:** Right; **Height:** 6-6; **Weight:** 215

**Obtained:** Selected in the 10<sup>th</sup> round of the 2019 First Year Player Draft

Was signed out of Harvard University by Ronald Vaughn...led the Ivy League in hits (70), home runs (12) and slugging (.707) in 2019...was the top-ranked position player out of the state of Massachusetts in the 2019 draft according to *Baseball America*.

Year	Club	AVG.	G	AB	R	H	2B	3B	HR	RBI	SH	SF	HP	BB	SO	SB	CS	SLG	OBP	E	
2019																					Did Not Play

**JARED AUSTIN MCDONALD**

**C**

**Born:** Inglewood, Colorado, December 5, 1996; **Home:** Goodyear, Arizona

**Bats:** Right; **Throws:** Right; **Height:** 6-2; **Weight:** 195

**Obtained:** Selected in the 19<sup>th</sup> round of the 2019 First Year Player Draft

Signed out of Western Oregon University by James Coffman...was named First-Team D2CCCA All-West Region and First-Team All-GNAC following his senior season...ranks third all-time in program history with 18 home runs and sixth in career slugging (.606)...did not play after signing due to injury.

Year	Club	AVG.	G	AB	R	H	2B	3B	HR	RBI	SH	SF	HP	BB	SO	SB	CS	SLG	OBP	E	
2019																					Injured – Did Not Play

**RAYMOND MICKEY MCDONALD**

**OF**

Goes by “Mickey”

**Born:** San Mateo, California, June 2, 1995; **Home:** San Mateo, California

**Bats:** Left; **Throws:** Right; **Height:** 6-2; **Weight:** 175

**Obtained:** Selected in the 18<sup>th</sup> round of the 2017 First Year Player Draft

Graduated from Sierra HS (CA)...played collegiately for the University of Illinois, Chicago...signed by Kevin Mello...finished 2018 ranked sixth in the organization in stolen bases (22).

Year	Club	AVG.	G	AB	R	H	2B	3B	HR	RBI	SH	SF	HP	BB	SO	SB	CS	SLG	OBP	E
2017	AZL A's (R)	.278	20	72	18	20	0	2	2	9	0	1	0	6	9	7	2	.417	.329	1
	Vermont (A)	.130	16	54	4	7	1	0	0	6	0	0	0	4	20	2	0	.148	.190	1
2018	Beloit (A)	.284	110	391	59	111	15	3	2	25	7	0	3	41	76	22	0	.353	.356	5
2019	Stockton (A)	.229	66	214	28	49	6	4	0	20	2	4	3	29	66	12	6	.294	.324	2
	Midland (AA)	.244	44	156	14	38	6	0	0	11	2	1	1	14	48	4	2	.282	.308	0
	Minor League Totals	.254	256	887	123	225	28	9	4	71	11	6	7	94	219	47	10	.319	.328	9

**MATTHEW MCGARRY**

**IF**

**Born:** San Diego, California, March 24, 1996; **Home:** San Diego, California

**Bats:** Right; **Throws:** Right; **Height:** 5-10; **Weight:** 175

**Obtained:** Signed as a free agent to a minor league deal on July 3, 2019

Originally drafted out of Belmont Abbey College in the 34<sup>th</sup> round of the 2018 First-Year Player Draft by the New York Yankees...was released by the Yankees on June 24, 2019 before signing with Oakland.

Year	Club	AVG.	G	AB	R	H	2B	3B	HR	RBI	SH	SF	HP	BB	SO	SB	CS	SLG	OBP	E
2018	GCL Yankees (R)	.268	33	97	15	26	4	1	0	8	0	0	8	18	15	2	1	.330	.423	5
	Tampa (A)	.286	2	7	1	2	1	0	0	0	1	0	0	1	0	0	0	.429	.286	0
2019	Pulaski (R)	.000	2	1	0	0	0	0	0	0	0	0	0	1	0	0	0	.000	.500	0
	AZL A's (R)	.280	34	93	17	26	6	1	0	12	0	0	2	21	24	3	2	.362	.419	6
	Minor League Totals	.273	71	198	33	54	11	2	0	20	1	0	10	39	40	5	3	.348	.417	11

**AIDEN WILLIAMS MCINTYRE**

**RHP**

**Born:** Davis, California, August 27, 1995; **Home:** Tempe, Arizona

**Bats:** Right; **Throws:** Right; **Height:** 6-3; **Weight:** 230

**Obtained:** Selected in the 22<sup>nd</sup> round of the 2018 First-Year Player Draft

Signed out of Holy Names University by Kevin Mello...was named a 2019 Midwest League Midseason All-Star... finished 2019 ranked first in the organization in strikeouts (150) and sixth in ERA (4.15).



Year	Club	W	L	ERA	G	GS	CG	SHO	SV	IP	H	R	ER	HR	HB	BB	IBB	SO	WP	BK
2018	AZL A's (R)	1	2	3.38	14	5	0	0	0	29.1	19	11	11	0	2	13	0	43	8	0
	Nashville (AAA)	1	0	0.00	1	0	0	0	0	4.0	2	0	0	0	0	1	0	3	0	0
2019	Beloit (A)	3	10	4.15	27	22	0	0	1	112.2	99	68	52	5	7	76	0	150	18	1
<b>Minor League Totals</b>		<b>5</b>	<b>12</b>	<b>3.88</b>	<b>42</b>	<b>27</b>	<b>0</b>	<b>0</b>	<b>1</b>	<b>146.0</b>	<b>120</b>	<b>79</b>	<b>63</b>	<b>5</b>	<b>9</b>	<b>90</b>	<b>0</b>	<b>196</b>	<b>26</b>	<b>1</b>

### ALONZO LEONARDO MEDINA (FELIZ)

RHP

**Born:** Santo Domingo Centro, Dominican Republic, February 2, 1999; **Home:** Santo Domingo Este, Dominican Republic

**Bats:** Right; **Throws:** Right; **Height:** 6-1; **Weight:** 237

**Obtained:** Signed as a non-drafted free agent on July 11, 2015

Signed by JC De La Cruz, Amauris Reyes, and Pablo Marmol...moved from the outfield to the mound in 2019.

Year	Club	AVG.	G	AB	R	H	2B	3B	HR	RBI	SH	SF	HP	BB	SO	SB	CS	SLG	OBP	E
2016	DSL A's (R)	.176	58	176	22	31	9	2	1	13	0	0	4	30	60	4	3	.267	.310	1
2017	AZL A's (R)	.197	36	127	7	25	7	1	2	8	0	2	0	19	48	0	0	.315	.297	8
2018	AZL A's (R)	.225	31	89	13	20	3	0	1	14	0	0	2	13	34	2	1	.292	.337	1
<b>Minor League Totals</b>		<b>.194</b>	<b>125</b>	<b>392</b>	<b>42</b>	<b>76</b>	<b>19</b>	<b>3</b>	<b>4</b>	<b>35</b>	<b>0</b>	<b>2</b>	<b>6</b>	<b>62</b>	<b>142</b>	<b>6</b>	<b>4</b>	<b>.288</b>	<b>.312</b>	<b>10</b>

Year	Club	W	L	ERA	G	GS	CG	SHO	SV	IP	H	R	ER	HR	HB	BB	IBB	SO	WP	BK
2019	DSL A's (R)	0	1	3.05	17	0	0	0	5	20.2	10	8	7	0	8	18	0	21	8	0
<b>Minor League Totals</b>		<b>0</b>	<b>1</b>	<b>3.05</b>	<b>17</b>	<b>0</b>	<b>0</b>	<b>0</b>	<b>5</b>	<b>20.2</b>	<b>10</b>	<b>8</b>	<b>7</b>	<b>0</b>	<b>8</b>	<b>18</b>	<b>0</b>	<b>21</b>	<b>8</b>	<b>0</b>

### DEIVY ALEXANDER MENDEZ (PEREZ)

RHP

**Born:** San Pedro De Macoris, Dominican Republic, October 27, 1995; **Home:** San Pedro De Macoris, Dominican Republic

**Bats:** Right; **Throws:** Right; **Height:** 6-2; **Weight:** 210

**Obtained:** Selected from the San Diego Padres in the Triple-A phase of the 2019 Rule 5 Draft

Originally signed as a free agent to a minor league deal with Tampa Bay on July 2, 2012...signed to a minor league deal with San Diego on April 10, 2019.

Year	Club	W	L	ERA	G	GS	CG	SHO	SV	IP	H	R	ER	HR	HB	BB	IBB	SO	WP	BK
2013	DSL Rays (R)	0	4	6.55	14	14	0	0	0	33.0	49	27	24	1	2	17	0	22	7	0
2014	GCL Rays (R)	2	5	6.63	11	2	0	0	0	36.2	41	32	27	6	3	20	1	29	8	1
2015	Princeton (R)	2	2	4.74	13	8	0	0	0	38.0	29	20	20	1	3	28	0	51	6	0
2016	Hudson Valley (A)	1	3	2.65	17	0	0	0	0	37.1	16	15	11	2	5	26	1	51	7	0
2017	Bowling Green (A)	2	5	5.53	34	0	0	0	2	55.1	48	36	34	6	2	44	2	84	12	1
2018	Charlotte (A)	0	2	8.76	11	0	0	0	0	12.1	11	12	12	1	0	12	0	17	3	0
	Bradenton (A)	0	2	8.31	11	0	0	0	0	13.0	12	12	12	0	3	9	0	14	2	0
2019	Tri-City (A)	1	1	4.34	18	0	0	0	6	18.2	20	13	9	0	2	10	1	22	8	0
	Lake Elsinore (A)	1	0	3.97	7	0	0	0	0	11.1	12	6	5	0	0	4	0	11	0	0
<b>Minor League Totals</b>		<b>9</b>	<b>24</b>	<b>5.42</b>	<b>136</b>	<b>24</b>	<b>0</b>	<b>0</b>	<b>8</b>	<b>255.2</b>	<b>238</b>	<b>173</b>	<b>154</b>	<b>17</b>	<b>20</b>	<b>170</b>	<b>5</b>	<b>301</b>	<b>53</b>	<b>2</b>

### MATTHEW JOHN MILBURN

RHP

Goes by "Matt"

**Born:** Dallas, Texas, July 29, 1993; **Home:** Dallas, Texas

**Bats:** Right; **Throws:** Right; **Height:** 6-2; **Weight:** 215

**Obtained:** Selected in the 29<sup>th</sup> round of the 2016 First-Year Player Draft

Graduated from Highland Park HS (TX)...attended Wofford College, where he was Second Team All-Southern Conference in his junior and senior year...as a senior in 2016, he led the conference with 103 strikeouts...signed by Neil Avent...among A's farmhands, finished 2017 third in innings pitched (141.0) and fourth in strikeouts (136)...finished 2018 tied for third in wins (10) and eighth in strikeouts (118)...in 2019, ranked first in the organization in innings pitched (150.2) and tied for fifth in wins (8).

Year	Club	W	L	ERA	G	GS	CG	SHO	SV	IP	H	R	ER	HR	HB	BB	IBB	SO	WP	BK
2016	AZL A's (R)	0	0	3.42	9	2	0	0	1	23.2	23	14	9	0	0	2	0	30	1	0
	Vermont (A)	1	2	6.92	5	0	0	0	0	13.0	22	11	10	0	1	0	0	14	1	0
2017	Beloit (A)	7	11	4.34	28	22	0	0	0	141.0	153	73	68	7	6	32	1	136	14	1
2018	Stockton (A)	9	5	3.49	23	22	2	2	0	142.0	161	63	55	13	3	16	0	111	3	1
	Nashville (AAA)	1	0	2.61	2	2	0	0	0	10.1	9	3	3	0	0	1	0	7	1	0
2019	Midland (AA)	8	9	4.90	26	25	1	0	0	150.2	179	89	82	18	4	37	2	86	6	0
<b>Minor League Totals</b>		<b>26</b>	<b>27</b>	<b>4.25</b>	<b>93</b>	<b>73</b>	<b>3</b>	<b>2</b>	<b>1</b>	<b>480.2</b>	<b>547</b>	<b>253</b>	<b>227</b>	<b>38</b>	<b>14</b>	<b>88</b>	<b>3</b>	<b>384</b>	<b>26</b>	<b>2</b>

**Organizational Players, continued**

**ANDREW THEODORE MILLAS**

**C**

Goes by "Drew"

**Born:** Swansea, Illinois, January 15, 1998 **Home:** Swansea, Illinois

**Bats:** Switch; **Throws:** Right; **Height:** 6-2; **Weight:** 200

**Obtained:** Selected in the seventh round of the 2019 First-Year Player Draft

Signed out of Missouri State University by Steve Abney...was a 2018 second-team All-American...earned first-team All-Missouri Valley Conference honors in 2018 and 2019...did not play after signing due to injury.

Year	Club	AVG.	G	AB	R	H	2B	3B	HR	RBI	SH	SF	HP	BB	SO	SB	CS	SLG	OBP	E	
2019																					Injured – Did Not Play

**PEYTON LEE MILLER**

**RHP**

**Born:** Tyler, Texas, February 6, 1999; **Home:** Bullard, Texas

**Bats:** Right; **Throws:** Right; **Height:** 6-2; **Weight:** 180

**Obtained:** Selected in the 14<sup>th</sup> round of the 2019 First-Year Player Draft

Signed out of Tyler Junior College by Christopher Reilly...did not play after signing due to injury.

Year	Club	W	L	ERA	G	GS	CG	SHO	SV	IP	H	R	ER	HR	HB	BB	IBB	SO	WP	BK	
2019																					Injured – Did Not Play

**NATHAN WAYNE MONDOU**

**INF**

Goes by "Nate"

**Born:** Tacoma, Washington, March 24, 1995; **Home:** Lake Tapps, Washington

**Bats:** Left; **Throws:** Right; **Height:** 5-8; **Weight:** 198

**Obtained:** Selected in the 13<sup>th</sup> round of the 2016 First-Year Player Draft

Graduated from the Charles Wright Academy (WA)...played three years at Wake Forest, where he was a two-time First Team All-ACC selection (2015-16)...signed by Neil Avent...was named a 2016 New York-Penn League Midseason All-Star...among A's farmhands, finished 2017 third in walks (59) and tied for third in on-base percentage (.366)...finished 2018 fourth in the organization in RBI (75) and second in runs scored (79)...was Texas League Player of the Week for the week of July 22-28, 2019.

Year	Club	AVG.	G	AB	R	H	2B	3B	HR	RBI	SH	SF	HP	BB	SO	SB	CS	SLG	OBP	E
2016	AZL A's (R)	.000	1	1	0	0	0	0	0	0	0	0	0	1	0	0	0	.000	.500	0
	Vermont (A)	.298	60	225	27	67	11	2	0	24	1	0	4	24	37	6	6	.364	.375	11
2017	Beloit (A)	.296	66	247	31	73	16	3	0	32	2	6	2	31	43	8	3	.385	.371	10
	Stockton (A)	.278	59	223	38	62	8	4	2	27	0	3	3	28	57	8	5	.377	.362	3
2018	Stockton (A)	.291	88	344	64	100	20	5	8	61	3	4	7	33	58	8	5	.448	.361	4
	Midland (AA)	.255	48	165	15	42	7	0	0	14	2	4	6	19	26	2	1	.297	.345	2
2019	Midland (AA)	.248	122	427	54	106	15	3	5	45	3	7	8	58	94	7	8	.333	.344	5
	Minor League Totals	.276	444	1632	229	450	77	17	15	203	11	24	30	194	315	39	28	.371	.359	35

**JESUS ALEJANDRO MONSERRATT (SERRANO)**

**C**

**Born:** Guarenas, Venezuela, January 3, 1997; **Home:** Guarenas, Venezuela

**Bats:** Right; **Throws:** Right; **Height:** 6-0; **Weight:** 188

**Obtained:** Signed as a free agent to a minor league contract on February 15, 2014

Signed by Oswaldo Troconis...converted from position player to pitcher in 2018.

Year	Club	AVG.	G	AB	R	H	2B	3B	HR	RBI	SH	SF	HP	BB	SO	SB	CS	SLG	OBP	E
2014	DSL A's (R)	.154	26	52	3	8	2	0	0	4	0	0	0	15	14	1	0	.192	.343	3
2015	DSL A's (R)	.227	36	119	14	27	11	0	1	7	3	0	4	8	25	1	0	.345	.298	5
2016	DSL A's (R)	.360	25	75	4	27	0	1	0	6	0	0	4	11	9	2	0	.387	.467	1
2017	DSL A's (R)	.125	8	24	2	3	2	0	0	2	0	0	2	5	4	1	0	.208	.323	0
	AZL A's (R)	.000	6	11	0	0	0	0	0	0	1	0	0	1	1	0	0	.000	.083	4
	Minor League Totals	.231	101	281	23	65	15	1	1	19	4	0	10	40	53	5	0	.302	.347	13

Year	Club	W	L	ERA	G	GS	CG	SHO	SV	IP	H	R	ER	HR	HB	BB	IBB	SO	WP	BK
2018	AZL A's (R)	2	2	5.11	15	2	0	0	2	24.2	27	18	14	1	1	12	0	23	6	1
2019	AZL A's (R)	1	1	6.11	17	0	0	0	0	28.0	38	25	19	5	3	9	0	32	8	1
	Minor League Totals	3	3	5.64	32	2	0	0	2	52.2	65	43	33	6	4	21	0	55	14	2

**JOSE MANUEL MORA (CONTRERAS)****RHP****Born:** San Juan De La Maguana, Dominican Republic, October 1, 1997; **Home:** Santo Domingo, Dominican Republic**Bats:** Right; **Throws:** Right; **Height:** 6-2; **Weight:** 200**Obtained:** Signed as a free agent to a minor league deal on March 25, 2015

Signed by Pablo Marmol...finished 2019 tied for second in the organization with 11 saves.

Year	Club	W	L	ERA	G	GS	CG	SHO	SV	IP	H	R	ER	HR	HB	BB	IBB	SO	WP	BK
2015	DSL A's (R)	1	3	3.63	12	10	0	0	0	39.2	34	23	16	0	3	30	0	27	13	1
2016	DSL A's (R)	0	5	3.55	13	8	0	0	0	45.2	41	28	18	0	8	18	0	27	15	0
2017	AZL A's (R)	2	1	5.70	13	5	0	0	0	36.1	29	24	23	0	2	24	0	45	8	1
	Vermont (A)	0	1	17.36	3	0	0	0	1	4.2	11	9	9	1	0	1	0	8	2	0
2018	Vermont (A)	1	5	4.67	14	9	0	0	0	54.0	48	42	28	4	7	39	0	64	11	1
2019	Vermont (A)	2	0	2.30	20	0	0	0	11	27.1	8	8	7	0	2	15	1	47	7	0
<b>Minor League Totals</b>		<b>6</b>	<b>15</b>	<b>4.38</b>	<b>75</b>	<b>32</b>	<b>0</b>	<b>0</b>	<b>12</b>	<b>207.2</b>	<b>171</b>	<b>134</b>	<b>101</b>	<b>5</b>	<b>22</b>	<b>127</b>	<b>1</b>	<b>218</b>	<b>56</b>	<b>3</b>

**RICHARD JOSE MORBAN (MORENO)****RHP**

Goes by "Jose".

**Born:** San Cristobal, Dominican Republic, December 24, 1997; **Home:** San Cristobal, Dominican Republic**Bats:** Right; **Throws:** Right; **Height:** 6-0; **Weight:** 188**Obtained:** Signed as a non-drafted free agent, July 2, 2015

Year	Club	W	L	ERA	G	GS	CG	SHO	SV	IP	H	R	ER	HR	HB	BB	IBB	SO	WP	BK
2015	DSL A's (R)	0	1	1.23	2	2	0	0	0	7.1	1	3	1	0	1	4	0	2	2	0
2016	DSL A's (R)	1	5	3.24	13	7	0	0	2	50.0	38	28	18	1	5	25	0	26	8	0
2017	Vermont (A)	1	0	5.40	3	1	0	0	0	10.0	11	6	6	3	0	3	0	6	0	0
	AZL A's (R)	2	0	3.96	12	6	0	0	0	36.1	35	20	16	3	1	14	0	43	6	3
2018	AZL A's (R)	6	3	1.92	13	7	0	0	0	61.0	45	24	13	3	2	23	0	64	8	1
	Vermont (A)	0	1	22.50	1	1	0	0	0	2.0	3	6	5	1	0	3	0	4	2	0
	Nashville (AAA)	1	0	2.25	1	0	0	0	0	4.0	3	1	1	0	1	1	0	0	0	0
2019	Vermont (A)	2	1	2.67	15	9	0	0	0	70.2	63	24	21	5	5	26	1	69	10	0
<b>Minor League Totals</b>		<b>13</b>	<b>11</b>	<b>3.02</b>	<b>60</b>	<b>33</b>	<b>0</b>	<b>0</b>	<b>2</b>	<b>241.1</b>	<b>199</b>	<b>112</b>	<b>81</b>	<b>16</b>	<b>15</b>	<b>99</b>	<b>1</b>	<b>214</b>	<b>36</b>	<b>4</b>

**KEIRO MIGUEL MUNOZ (MORALES)****RHP****Born:** San Francisco de Macoris, Dominican Republic, September 23, 1998; **Home:** San Francisco de Macoris, Dominican Republic**Bats:** Right; **Throws:** Right; **Height:** 6-3; **Weight:** 195**Obtained:** Signed as a free agent to a minor league deal on July 17, 2017.

Signed by Juan C. De La Cruz.

Year	Club	W	L	ERA	G	GS	CG	SHO	SV	IP	H	R	ER	HR	HB	BB	IBB	SO	WP	BK
2018	DSL A's (R)	1	2	6.41	6	3	0	0	0	19.2	31	18	14	2	0	2	0	12	9	1
2019	AZL A's (R)	0	3	5.08	18	0	0	0	0	28.1	24	16	16	2	3	14	0	29	5	0
<b>Minor League Totals</b>		<b>1</b>	<b>5</b>	<b>5.63</b>	<b>24</b>	<b>3</b>	<b>0</b>	<b>0</b>	<b>0</b>	<b>48.0</b>	<b>55</b>	<b>34</b>	<b>30</b>	<b>4</b>	<b>3</b>	<b>16</b>	<b>0</b>	<b>41</b>	<b>14</b>	<b>1</b>

**MICHAEL HART MURRAY****RHP****Born:** West Palm Beach, Florida, September 26, 1993; **Home:** Lake Worth, Florida**Bats:** Right; **Throws:** Right; **Height:** 6-2; **Weight:** 225**Obtained:** Selected in the 32<sup>nd</sup> round of the 2015 First-Year Player Draft

Graduated from Forest Hill HS (FL)...played collegiately at Florida Gulf Coast University...was a Louisville Slugger Freshman All-American in 2013 and a Second Team Louisville Slugger All-American in 2014.

Year	Club	W	L	ERA	G	GS	CG	SHO	SV	IP	H	R	ER	HR	HB	BB	IBB	SO	WP	BK
2015		Injured – Did Not Play																		
2016	Beloit (A)	4	2	4.28	12	12	0	0	0	61.0	72	31	29	6	0	13	0	53	3	0
	Stockton (A)	1	2	7.62	3	3	0	0	0	13.0	16	13	11	3	1	7	0	9	1	0
2017	Beloit (A)	0	1	2.54	8	4	0	0	0	28.1	30	15	8	3	2	8	0	27	1	0
2018		Injured – Did Not Play																		
2019	Vermont (A)	3	1	2.47	12	11	0	0	0	47.1	42	13	13	2	1	9	0	45	0	1
	Beloit (A)	0	4	10.13	5	3	0	0	0	13.1	18	16	15	1	2	7	0	14	2	0
<b>Minor League Totals</b>		<b>8</b>	<b>10</b>	<b>4.20</b>	<b>40</b>	<b>33</b>	<b>0</b>	<b>0</b>	<b>0</b>	<b>163.0</b>	<b>178</b>	<b>88</b>	<b>76</b>	<b>15</b>	<b>6</b>	<b>44</b>	<b>0</b>	<b>148</b>	<b>7</b>	<b>1</b>

PLAYER DEVELOPMENT

**Organizational Players, continued**

**JAMES AUBREY NAILE**

**RHP**

**Born:** Cape Girardeau, Missouri, February 8, 1993; **Home:** Charleston, Missouri  
**Bats:** Right; **Throws:** Right; **Height:** 6-2; **Weight:** 193  
**Obtained:** Selected in the 20<sup>th</sup> round of the 2015 First-Year Player Draft

Graduated from Charleston HS (MO)...played collegiately at Parkland CC (2012) and the University of Alabama-Birmingham (2013-15)...signed by Kelcey Mucker...in 2016, led all A's farmhands with 156.2 innings pitched, ranked second in with 125 strikeouts and tied for fifth with nine wins...missed part of the 2017 season due to injury...finished 2018 tied for seventh in the organization in wins (8) and third in innings pitched (150.2)...in 2019, ranked tied for second in the organization in wins (10) and fourth in innings pitched (141.1).

Year	Club	W	L	ERA	G	GS	CG	SHO	SV	IP	H	R	ER	HR	HB	BB	IBB	SO	WP	BK
2015	AZL A's (R)	0	0	0.00	2	0	0	0	0	2.0	0	0	0	0	0	0	0	1	0	0
	Vermont (A)	3	0	1.93	18	0	0	0	6	23.1	19	6	5	0	0	6	1	17	2	0
2016	Beloit (A)	3	8	2.66	15	14	0	0	0	88.0	67	37	26	2	0	19	1	64	3	2
	Stockton (A)	4	1	3.76	8	7	0	0	0	40.2	39	17	17	5	1	11	0	46	5	0
2017	Midland (AA)	1	1	4.76	3	3	0	0	0	17.0	20	9	9	1	1	3	0	11	1	0
	Nashville (AAA)	1	1	5.73	2	2	0	0	0	11.0	11	7	7	1	0	5	0	4	1	0
	AZL A's (R)	0	0	1.80	2	2	0	0	0	5.0	4	1	1	1	0	0	0	11	0	0
	Stockton (A)	0	0	5.14	2	2	0	0	0	7.0	9	5	4	0	0	1	0	4	0	0
	Midland (AA)	2	3	3.21	14	10	0	0	0	61.2	55	30	22	5	0	17	0	42	2	1
2018	Midland (AA)	1	0	3.00	2	2	0	0	0	15.0	17	5	5	1	0	2	0	7	0	0
	Nashville (AAA)	7	10	4.71	24	24	1	1	0	135.2	156	80	71	12	9	40	0	77	6	1
	Midland (AA)	8	7	5.54	24	21	0	0	1	125.0	155	83	77	12	8	44	0	82	4	0
2019	Las Vegas (AAA)	2	0	4.41	3	3	0	0	0	16.1	18	8	8	4	1	6	0	10	0	0
<b>Minor League Totals</b>		<b>32</b>	<b>31</b>	<b>4.14</b>	<b>119</b>	<b>90</b>	<b>1</b>	<b>1</b>	<b>7</b>	<b>547.2</b>	<b>570</b>	<b>288</b>	<b>252</b>	<b>44</b>	<b>20</b>	<b>154</b>	<b>2</b>	<b>376</b>	<b>24</b>	<b>4</b>

**KUMAR BALAKRISHNAN NAMBIAR**

**LHP**

**Born:** New York City, New York, April 17, 1998; **Home:** Larchmont, New York  
**Bats:** Left; **Throws:** Left; **Height:** 5-11; **Weight:** 185  
**Obtained:** Selected in the 34<sup>th</sup> round of the 2019 First-Year Player Draft

Signed out of Yale University by Ronald Vaughn...was named First-Team All-Ivy for his senior season.

Year	Club	W	L	ERA	G	GS	CG	SHO	SV	IP	H	R	ER	HR	HB	BB	IBB	SO	WP	BK
2019	ASL A's (R)	1	4	5.25	15	5	0	0	0	36.0	37	22	21	0	1	17	0	47	1	1
	Stockton (A)	1	0	6.00	1	0	0	0	0	3.0	3	3	2	0	0	3	0	2	0	0
<b>Minor League Totals</b>		<b>2</b>	<b>4</b>	<b>5.31</b>	<b>16</b>	<b>5</b>	<b>0</b>	<b>0</b>	<b>0</b>	<b>39.0</b>	<b>40</b>	<b>25</b>	<b>23</b>	<b>0</b>	<b>1</b>	<b>20</b>	<b>0</b>	<b>49</b>	<b>1</b>	<b>1</b>

**BRYCE DANIEL NIGHTENGALE**

**RHP**

**Born:** Cumberland, Maryland, August 16, 1996; **Home:** Cumberland, Maryland  
**Bats:** Right; **Throws:** Right; **Height:** 6-4; **Weight:** 205  
**Obtained:** Selected in the 16<sup>th</sup> round of the 2018 First-Year Player Draft

Signed out of George Mason University by Paul Faulk III.

Year	Club	W	L	ERA	G	GS	CG	SHO	SV	IP	H	R	ER	HR	HB	BB	IBB	SO	WP	BK
2018	AZL A's (R)	0	0	27.00	1	0	0	0	0	0.1	2	2	1	0	0	1	0	1	1	0
	Vermont (A)	0	2	5.09	14	1	0	0	2	23.0	25	14	13	2	0	17	1	23	2	0
2019	AZL A's (R)	0	0	4.50	1	1	0	0	0	2.0	1	1	1	0	1	1	0	1	1	0
	Beloit (A)	1	6	5.29	16	9	0	0	0	49.1	44	35	29	3	3	35	0	40	8	0
<b>Minor League Totals</b>		<b>1</b>	<b>8</b>	<b>5.30</b>	<b>32</b>	<b>11</b>	<b>0</b>	<b>0</b>	<b>2</b>	<b>74.2</b>	<b>72</b>	<b>52</b>	<b>44</b>	<b>5</b>	<b>4</b>	<b>54</b>	<b>1</b>	<b>65</b>	<b>12</b>	<b>0</b>

**YORLENIS NOA (REYES)**

**LHP**

**Born:** La Habana, Cuba, April 12, 1996; **Home:** Santo Domingo, Dominican Republic  
**Bats:** Left; **Throws:** Left; **Height:** 6-3; **Weight:** 185  
**Obtained:** Signed as a free agent to a minor league deal on May 17, 2018

Signed by Amaury Reyes.

Year	Club	W	L	ERA	G	GS	CG	SHO	SV	IP	H	R	ER	HR	HB	BB	IBB	SO	WP	BK
2018	DSL A's (R)	0	1	1.04	14	7	0	0	1	52.0	29	10	6	0	2	13	0	48	0	0
2019	Vermont (A)	1	6	5.36	14	6	0	0	1	47.0	43	30	28	1	2	20	0	40	1	1
<b>Minor League Totals</b>		<b>1</b>	<b>7</b>	<b>3.09</b>	<b>28</b>	<b>13</b>	<b>0</b>	<b>0</b>	<b>2</b>	<b>99.0</b>	<b>72</b>	<b>40</b>	<b>34</b>	<b>1</b>	<b>4</b>	<b>33</b>	<b>0</b>	<b>88</b>	<b>1</b>	<b>1</b>

### NICHOLAS ALLEN OSBORNE

OF

Goes by "Nick"

**Born:** Knoxville, Tennessee, February 20, 1997; **Home:** Sevierville, Tennessee

**Bats:** Right; **Throws:** Right; **Height:** 6-1; **Weight:** 202

**Obtained:** Signed as a non-drafted free agent to a minor league deal on July 24, 2018

Went undrafted in 2018 out of Tennessee Tech University...was signed by Michael Holmes.

Year	Club	AVG.	G	AB	R	H	2B	3B	HR	RBI	SH	SF	HP	BB	SO	SB	CS	SLG	OBP	E
2018	Vermont (A)	.235	31	115	13	27	7	0	2	14	0	1	1	12	35	1	0	.348	.310	3
2019	Vermont (A)	.181	22	72	5	13	4	0	0	4	1	1	1	5	15	1	0	.236	.241	0
	Beloit (A)	.240	67	246	26	59	19	1	7	38	0	5	1	23	87	6	5	.411	.302	5
<b>Minor League Totals</b>		<b>.229</b>	<b>120</b>	<b>433</b>	<b>44</b>	<b>99</b>	<b>30</b>	<b>1</b>	<b>9</b>	<b>56</b>	<b>0</b>	<b>7</b>	<b>3</b>	<b>40</b>	<b>137</b>	<b>8</b>	<b>5</b>	<b>.365</b>	<b>.294</b>	<b>8</b>

### ENRRY FELIX PANTOJA (MESTRE)

OF

**Born:** La Habana, Cuba, September 27, 1996; **Home:** Port-au-Prince, Haiti

**Bats:** Right; **Throws:** Right; **Height:** 5-11; **Weight:** 200

**Obtained:** Signed as a free agent to a minor league deal on February 1, 2017

Signed by Amaury Reyes.

Year	Club	AVG.	G	AB	R	H	2B	3B	HR	RBI	SH	SF	HP	BB	SO	SB	CS	SLG	OBP	E
2017	DSL A's (R)	.256	12	39	8	10	1	1	0	7	0	1	4	2	10	2	2	.333	.348	0
	AZL A's (R)	.244	29	90	8	22	2	1	0	10	1	1	3	13	18	6	1	.289	.355	1
2018	Vermont (A)	.222	6	18	0	4	0	0	0	0	0	0	1	1	4	0	0	.222	.300	0
2019	AZL A's (R)	.412	15	51	8	21	2	0	0	11	0	2	2	7	6	3	2	.451	.484	0
<b>Minor League Totals</b>		<b>.288</b>	<b>62</b>	<b>198</b>	<b>24</b>	<b>57</b>	<b>5</b>	<b>2</b>	<b>0</b>	<b>28</b>	<b>1</b>	<b>4</b>	<b>10</b>	<b>23</b>	<b>38</b>	<b>11</b>	<b>5</b>	<b>.333</b>	<b>.383</b>	<b>1</b>

### ALEXANDER KENNETH PANTUSO

RHP

Goes by "Alex"

**Born:** Pittsburgh, Pennsylvania, October 14, 1995; **Home:** Pittsburgh, Pennsylvania

**Bats:** Right; **Throws:** Right; **Height:** 6-5; **Weight:** 235

**Obtained:** Selected in the 31<sup>st</sup> round of the 2018 First-Year Player Draft

Signed out of Slippery Rock University by Matthew Higginson.

Year	Club	W	L	ERA	G	GS	CG	SHO	SV	IP	H	R	ER	HR	HB	BB	IBB	SO	WP	BK
2018	AZL A's (R)	0	0	3.33	15	0	0	0	0	24.1	15	10	9	0	3	13	0	35	6	0
2019	AZL A's (R)	1	2	2.33	14	0	0	0	3	19.1	11	6	5	0	0	12	0	33	3	0
	Vermont (A)	0	0	4.50	2	0	0	0	0	4.0	4	3	2	0	0	0	0	8	0	0
<b>Minor League Totals</b>		<b>1</b>	<b>2</b>	<b>3.02</b>	<b>31</b>	<b>0</b>	<b>0</b>	<b>0</b>	<b>3</b>	<b>47.2</b>	<b>30</b>	<b>19</b>	<b>16</b>	<b>0</b>	<b>3</b>	<b>25</b>	<b>0</b>	<b>76</b>	<b>9</b>	<b>0</b>

### NATHAN JOSEPH PATTERSON

RHP

**Born:** Kansas City, Missouri, February 5, 1996; **Home:** Overland Park, Kansas

**Bats:** Right; **Throws:** Right; **Height:** 6-1; **Weight:** 180

**Obtained:** Signed as a free agent to a minor league deal on July 31, 2019.

Signed by Anthony Aloisi.

Year	Club	W	L	ERA	G	GS	CG	SHO	SV	IP	H	R	ER	HR	HB	BB	IBB	SO	WP	BK
2019	AZL A's (R)	0	1	4.76	3	3	0	0	0	5.2	3	3	3	1	0	1	0	8	0	0
<b>Minor League Totals</b>		<b>0</b>	<b>1</b>	<b>4.76</b>	<b>3</b>	<b>3</b>	<b>0</b>	<b>0</b>	<b>0</b>	<b>5.2</b>	<b>3</b>	<b>3</b>	<b>3</b>	<b>1</b>	<b>0</b>	<b>1</b>	<b>0</b>	<b>8</b>	<b>0</b>	<b>0</b>

### JHOAN MANUEL PAULINO (JAVIER)

IF

**Born:** San Francisco de Macoris, Dominican Republic, June 11, 2001; **Home:** San Francisco de Macoris, Dominican Republic

**Bats:** Right; **Throws:** Right; **Height:** 6-0; **Weight:** 160

**Obtained:** Signed as a free agent to a minor league deal on June 2, 2017

Signed by Amaury Reyes.

## Organizational Players, continued

Year	Club	AVG.	G	AB	R	H	2B	3B	HR	RBI	SH	SF	HP	BB	SO	SB	CS	SLG	OBP	E
2018	DSL A's (R)	.242	55	186	15	45	9	0	0	21	3	1	2	16	42	11	2	.290	.307	22
2019	AZL A's (R)	.239	50	197	26	47	17	3	2	25	1	2	1	13	61	2	6	.386	.286	16
Minor League Totals		.240	105	383	41	92	26	3	2	46	4	3	3	29	103	13	8	.339	.297	38

### COLIN ROBERT PELUSE

RHP

**Born:** Baltimore, Maryland, June 11, 1998; **Home:** Middletown, Delaware

**Bats:** Right; **Throws:** Right; **Height:** 6-3; **Weight:** 230

**Obtained:** Selected in the ninth round of the 2019 First-Year Player Draft

Signed out of Wake Forest University by William Avent...entered the 2019 draft as the 12<sup>th</sup>-ranked pitcher out of North Carolina and 236<sup>th</sup> overall by Baseball America.

Year	Club	W	L	ERA	G	GS	CG	SHO	SV	IP	H	R	ER	HR	HB	BB	IBB	SO	WP	BK
2019	Vermont (A)	2	1	2.25	8	5	0	0	0	24.0	21	8	6	1	5	6	0	26	0	1
Minor League Totals		2	1	2.25	8	5	0	0	0	24.0	21	8	6	1	5	6	0	26	0	1

### JOSEPH PENA

IF

**Born:** Brooklyn, New York, October 27, 1995; **Home:** Staten Island, New York

**Bats:** Both; **Throws:** Right; **Height:** 5-8; **Weight:** 170

**Obtained:** Selected in the 33<sup>rd</sup> round of the 2018 First-Year Player Draft

Signed out of St. Thomas Aquinas College by Ronald Vaughn.

Year	Club	AVG.	G	AB	R	H	2B	3B	HR	RBI	SH	SF	HP	BB	SO	SB	CS	SLG	OBP	E
2018	AZL A's (R)	.143	4	7	3	1	0	0	0	1	1	0	0	4	3	1	1	.143	.455	2
	Vermont (A)	.218	44	147	27	32	4	4	0	16	1	3	5	26	32	9	1	.299	.348	3
2019	Beloit (A)	.241	96	336	54	81	9	3	1	28	4	5	7	61	65	9	4	.295	.364	13
Minor League Totals		.233	144	490	84	114	13	7	1	45	6	8	12	91	100	19	6	.294	.361	18

### ELVIS ANTONIO PERALTA

IF

**Born:** New York City, New York, December 7, 1996; **Home:** Lawrence, Massachusetts

**Bats:** Left; **Throws:** Right; **Height:** 5-10; **Weight:** 170

**Obtained:** Selected in the 26<sup>th</sup> round of the 2019 First-Year Player Draft

Signed out of Marshall University by Paul Faulk III.

Year	Club	AVG.	G	AB	R	H	2B	3B	HR	RBI	SH	SF	HP	BB	SO	SB	CS	SLG	OBP	E
2019	AZL A's (R)	.282	48	177	41	50	9	1	2	20	3	0	4	30	47	10	6	.379	.398	15
Minor League Totals		.282	48	177	41	50	9	1	2	20	3	0	4	30	47	10	6	.379	.398	15

### LEUDENY PINEDA (FIGUERO)

RHP

**Born:** Azua, Dominican Republic, January 29, 1996; **Home:** Davie, Florida

**Bats:** Right; **Throws:** Left; **Height:** 5-11; **Weight:** 205

**Obtained:** Selected in the 26<sup>th</sup> round of the 2018 First-Year Player Draft

Signed out of ASA College, Miami, by Julio Franco.

Year	Club	W	L	ERA	G	GS	CG	SHO	SV	IP	H	R	ER	HR	HB	BB	IBB	SO	WP	BK
2018	AZL A's (R)	1	3	7.32	13	1	0	0	0	19.2	20	18	16	1	3	14	0	14	5	1
2019	AZL A's (R)	0	2	4.05	6	6	0	0	0	26.2	27	19	12	1	3	5	0	28	0	0
	Vermont (A)	2	1	7.36	7	2	0	0	0	22.0	34	21	18	2	5	12	0	19	4	0
	Stockton (A)	0	1	11.25	1	1	0	0	0	4.0	7	5	5	1	0	2	0	3	2	0
Minor League Totals		3	7	6.35	27	10	0	0	0	72.1	88	63	51	5	11	33	0	64	11	1

### CHRISTOPHER QUINTIN (REYNOSO)

IF

**Born:** Bani, Dominican Republic, June 7, 1999; **Home:** Peravia, Dominican Republic

**Bats:** Right; **Throws:** Right; **Height:** 6-0; **Weight:** 166

**Obtained:** Signed as a free agent to a minor league deal on July 2, 2015

Signed by Amarys Reyes.

Year	Club	AVG.	G	AB	R	H	2B	3B	HR	RBI	SH	SF	HP	BB	SO	SB	CS	SLG	OBP	E
2016	AZL A's (R)	.000	5	12	0	0	0	0	0	0	0	0	0	1	7	0	0	.077	.000	3
	DSL A's (R)	.146	32	96	6	14	4	0	0	5	3	0	2	10	37	1	0	.241	.188	10
2017	AZL A's (R)	.000	4	10	1	0	0	0	0	1	0	0	0	1	2	0	0	.091	.000	3
	DSL A's (R)	.190	28	79	11	15	3	1	0	5	2	0	2	11	18	4	3	.304	.253	8
	Vermont (A)	.000	2	5	1	0	0	0	0	0	0	0	0	2	1	0	0	.286	.000	0
2018	AZL A's (R)	.217	43	138	17	30	5	0	2	13	0	0	0	11	47	5	2	.297	.275	11
2019	AZL A's (R)	.273	31	99	17	27	4	1	0	14	1	0	2	7	29	2	0	.333	.333	5
	Vermont (A)	.194	10	31	1	6	1	0	0	1	0	0	0	3	0	0	1	.226	.265	1
<b>Minor League Totals</b>		<b>.196</b>	<b>155</b>	<b>470</b>	<b>54</b>	<b>92</b>	<b>17</b>	<b>2</b>	<b>2</b>	<b>39</b>	<b>6</b>	<b>0</b>	<b>6</b>	<b>46</b>	<b>157</b>	<b>12</b>	<b>6</b>	<b>.253</b>	<b>.276</b>	<b>41</b>

### ZACHARY DAVID RAFUSE

RHP

Goes by "Zach"

**Born:** Orange Park, Florida, December 3, 1996; **Home:** Baldwin, Florida

**Bats:** Right; **Throws:** Right; **Height:** 6-0; **Weight:** 175

**Obtained:** Selected in the 35<sup>th</sup> round of the 2019 First Year Player Draft

Signed out of the University of South Carolina Aiken by William Avent...was named Second-Team All-Conference in his final collegiate season.

Year	Club	W	L	ERA	G	GS	CG	SHO	SV	IP	H	R	ER	HR	HB	BB	IBB	SO	WP	BK
2017	AZL A's (R)	1	1	8.10	2	0	0	0	0	3.1	3	3	3	0	0	2	0	5	3	0
	Vermont (A)	1	1	2.21	12	0	0	0	1	20.1	15	5	5	1	1	2	0	21	2	1
2018	Vermont (A)	1	1	3.46	6	0	0	0	0	13.0	12	6	5	2	2	2	0	12	3	0
	Beloit (A)	3	3	5.52	30	1	0	0	4	45.2	50	32	28	4	4	19	0	33	5	1
<b>Minor League Totals</b>		<b>6</b>	<b>6</b>	<b>4.48</b>	<b>50</b>	<b>1</b>	<b>0</b>	<b>0</b>	<b>5</b>	<b>82.1</b>	<b>80</b>	<b>46</b>	<b>41</b>	<b>7</b>	<b>7</b>	<b>25</b>	<b>0</b>	<b>71</b>	<b>13</b>	<b>2</b>

### TYLER CHRISTOPHER RAMIREZ

OF

**Born:** Chesapeake, Virginia, February 21, 1995; **Home:** Suffolk, Virginia

**Bats:** Left; **Throws:** Left; **Height:** 5-9; **Weight:** 185

**Obtained:** Selected in the seventh round of the 2016 First-Year Player Draft

Graduated from Cape Henry Collegiate HS (VA)...played at North Carolina, where he was Second Team All-ACC as a junior in 2016...signed by Neil Avent...among A's farmhands, finished 2017 first in walks (73) and on-base percentage (.398), second in hits (148), tied for second in runs scored (80) and third in batting average (.304)...finished 2018 second in hits (147), third in RBI (79), second in doubles (35) and tied for second in walks (62)...in 2019 ranked tied for third in the organization in walks (68).

Year	Club	AVG.	G	AB	R	H	2B	3B	HR	RBI	SH	SF	HP	BB	SO	SB	CS	SLG	OBP	E
2016	AZL A's (R)	.286	8	28	5	8	3	2	0	8	0	0	0	1	10	1	0	.536	.310	0
	Vermont (A)	.220	48	150	22	33	8	1	2	15	0	2	5	19	39	5	0	.327	.324	2
2017	Stockton (A)	.301	76	279	51	84	12	2	7	39	0	2	2	45	80	5	2	.434	.399	0
	Midland (AA)	.308	58	208	29	64	11	1	4	24	0	3	4	28	53	3	3	.428	.395	0
2018	Midland (AA)	.287	134	512	73	147	35	4	10	79	2	8	10	62	148	5	4	.430	.370	4
2019	Midland (AA)	.240	79	279	35	67	14	2	5	42	0	3	7	47	89	5	2	.358	.369	1
	Las Vegas (AAA)	.188	38	117	18	22	4	1	3	18	0	0	1	21	38	0	0	.316	.317	0
<b>Minor League Totals</b>		<b>.270</b>	<b>441</b>	<b>1573</b>	<b>233</b>	<b>425</b>	<b>87</b>	<b>13</b>	<b>31</b>	<b>225</b>	<b>2</b>	<b>18</b>	<b>29</b>	<b>223</b>	<b>457</b>	<b>24</b>	<b>11</b>	<b>.401</b>	<b>.367</b>	<b>7</b>

### KEVIN NORBERTO RICHARDS (PLACIDO)

OF

**Born:** La Romana, Dominican Republic, January 1, 2000; **Home:** La Romana, Dominican Republic

**Bats:** Right; **Throws:** Right; **Height:** 6-2; **Weight:** 175

**Obtained:** Signed as a free agent to a minor league deal on July 2, 2016

Signed by Amaury Reyes.

Year	Club	AVG.	G	AB	R	H	2B	3B	HR	RBI	SH	SF	HP	BB	SO	SB	CS	SLG	OBP	E
2017	DSL A's (R)	.248	35	101	16	25	0	4	0	10	1	2	2	11	29	10	5	.327	.328	2
2018	AZL A's (R)	.248	42	121	21	30	6	2	0	13	2	1	1	8	32	7	0	.331	.298	2
2019	Vermont (A)	.228	68	254	20	58	17	1	4	37	2	6	2	37	76	1	1	.350	.263	3
<b>Minor League Totals</b>		<b>.237</b>	<b>145</b>	<b>476</b>	<b>57</b>	<b>113</b>	<b>23</b>	<b>7</b>	<b>4</b>	<b>60</b>	<b>5</b>	<b>9</b>	<b>5</b>	<b>31</b>	<b>137</b>	<b>18</b>	<b>6</b>	<b>.340</b>	<b>.286</b>	<b>7</b>

### RAFAEL ANTONIO RINCONES (PEREZ)

OF

**Born:** Valencia, Venezuela, July 1, 1999; **Home:** Valencia, Venezuela

**Bats:** Both; **Throws:** Right; **Height:** 6-0; **Weight:** 202

**Obtained:** Acquired from the Red Sox in a trade for Rajai Davis on August 23, 2017

## Organizational Players, continued

Originally signed by the Red Sox to a minor league deal on August 9, 2015.

Year	Club	AVG.	G	AB	R	H	2B	3B	HR	RBI	SH	SF	HP	BB	SO	SB	CS	SLG	OBP	E
2016	DSL Red Sox (R)	.275	40	120	26	33	5	1	1	20	2	0	4	21	43	6	2	.400	.358	1
2017	DSL Red Sox (R)	.258	58	198	38	51	13	3	1	19	0	1	5	32	51	8	3	.373	.369	4
	DSL A's (R)	.500	2	6	2	3	1	0	0	3	0	0	0	0	0	0	0	.500	.667	1
2018	AZL A's (R)	.209	36	86	13	18	3	0	3	18	0	2	3	10	36	2	1	.349	.307	0
2019	AZL A's (R)	.276	46	174	25	48	5	2	2	39	0	4	5	24	47	3	1	.362	.372	4
	Stockton (A)	.091	4	11	0	1	0	0	1	0	0	1	3	6	0	0	0	.091	.333	2
<b>Minor League Totals</b>		<b>.259</b>	<b>186</b>	<b>595</b>	<b>104</b>	<b>154</b>	<b>27</b>	<b>6</b>	<b>7</b>	<b>100</b>	<b>2</b>	<b>7</b>	<b>18</b>	<b>90</b>	<b>183</b>	<b>19</b>	<b>7</b>	<b>.360</b>	<b>.369</b>	<b>12</b>

### JOSE FELIX RIVAS (SUAREZ)

C

**Born:** Barquisimeto, Venezuela, August 5, 1998; **Home:** Lara, Venezuela

**Bats:** Right; **Throws:** Right; **Height:** 5-11; **Weight:** 214

**Obtained:** Signed as a free agent to a minor league deal on August 5, 2014

Signed by Ruben Barradas.

Year	Club	AVG.	G	AB	R	H	2B	3B	HR	RBI	SH	SF	HP	BB	SO	SB	CS	SLG	OBP	E
2015	DSL A's (R)	.223	53	179	11	40	6	0	1	16	2	0	5	24	19	1	0	.332	.274	6
2016	DSL A's (R)	.230	40	113	12	26	1	0	0	11	1	3	6	17	13	3	0	.353	.239	2
2017	DSL A's (R)	.248	36	101	12	25	3	1	0	9	0	0	4	12	10	2	2	.350	.297	3
2018	Vermont (A)	.215	45	144	16	31	4	0	2	16	2	1	4	11	25	0	0	.285	.288	7
2019	Vermont (A)	.204	57	191	22	39	7	3	1	14	0	0	8	19	42	2	2	.288	.303	11
<b>Minor League Totals</b>		<b>.221</b>	<b>231</b>	<b>728</b>	<b>73</b>	<b>161</b>	<b>21</b>	<b>4</b>	<b>4</b>	<b>66</b>	<b>5</b>	<b>4</b>	<b>27</b>	<b>83</b>	<b>109</b>	<b>8</b>	<b>4</b>	<b>.277</b>	<b>.322</b>	<b>29</b>

### JORGE ALBERTO ROMERO (RIVERA)

OF

**Born:** Carolina, Puerto Rico, May 30, 2000; **Home:** Carolina, Puerto Rico

**Bats:** Right; **Throws:** Right; **Height:** 6-2; **Weight:** 185

**Obtained:** Selected in the 18<sup>th</sup> round of the 2019 First-Year Player Draft

Signed out of Colegio Angel David High School by Carlos Escalera.

Year	Club	AVG.	G	AB	R	H	2B	3B	HR	RBI	SH	SF	HP	BB	SO	SB	CS	SLG	OBP	E
2019	AZL A's (R)	.273	12	33	5	9	0	1	1	4	0	0	3	4	15	2	0	.424	.400	3
<b>Minor League Totals</b>		<b>.273</b>	<b>12</b>	<b>33</b>	<b>5</b>	<b>9</b>	<b>0</b>	<b>1</b>	<b>1</b>	<b>4</b>	<b>0</b>	<b>0</b>	<b>3</b>	<b>4</b>	<b>15</b>	<b>2</b>	<b>0</b>	<b>.424</b>	<b>.400</b>	<b>3</b>

### SAM ROMERO CONTRERAS

RHP

**Born:** Phoenix, Arizona, January 1, 1997; **Home:** Phoenix, Arizona

**Bats:** Right; **Throws:** Right; **Height:** 6-2; **Weight:** 195

**Obtained:** Selected in the 40<sup>th</sup> round of the 2019 First-Year Player Draft

Signed out of Arizona State University by Scott Cousins.

Year	Club	W	L	ERA	G	GS	CG	SHO	SV	IP	H	R	ER	HR	HB	BB	IBB	SO	WP	BK
2019	AZL A's (R)	2	1	4.97	16	0	0	0	3	29.0	32	18	16	0	2	10	2	35	8	0
<b>Minor League Totals</b>		<b>2</b>	<b>1</b>	<b>4.97</b>	<b>16</b>	<b>0</b>	<b>0</b>	<b>0</b>	<b>3</b>	<b>29.0</b>	<b>32</b>	<b>18</b>	<b>16</b>	<b>0</b>	<b>2</b>	<b>10</b>	<b>2</b>	<b>35</b>	<b>8</b>	<b>0</b>

### JEAN CARLOS RUIZ (TORRES)

RHP

**Born:** Cartagena, Colombia, September 6, 1996; **Home:** Cartagena, Colombia

**Bats:** Right; **Throws:** Right; **Height:** 6-0; **Weight:** 214

**Obtained:** Signed as a free agent to a minor league deal on January 24, 2014

Signed by Jose Quintero...missed 2019 due to injury.



Year	Club	W	L	ERA	G	GS	CG	SHO	SV	IP	H	R	ER	HR	HB	BB	IBB	SO	WP	BK	
2014	DSL A's (R)	2	4	7.32	14	4	0	0	0	35.2	46	38	29	0	1	29	0	29	5	0	
2015	DSL A's (R)	2	4	3.02	15	5	0	0	2	56.2	49	33	19	5	5	24	1	41	9	0	
2016	DSL A's (R)	4	2	1.70	13	7	0	0	1	58.1	45	19	11	0	3	14	0	50	8	0	
2017	Vermont (A)	1	0	1.38	15	8	0	0	0	52.1	35	11	8	1	5	9	0	42	0	0	
2018	Beloit (A)	5	12	4.66	27	20	0	0	0	119.2	123	71	62	14	9	41	1	77	6	1	
2019		Injured – Did Not Play																			
<b>Minor League Totals</b>		<b>14</b>	<b>22</b>	<b>3.60</b>	<b>84</b>	<b>44</b>	<b>0</b>	<b>0</b>	<b>3</b>	<b>322.2</b>	<b>298</b>	<b>172</b>	<b>129</b>	<b>20</b>	<b>23</b>	<b>117</b>	<b>2</b>	<b>230</b>	<b>28</b>	<b>1</b>	

### NORGE LUIS RUIZ (LOYOLA)

RHP

**Born:** Havana, Cuba, March 15, 1994; **Home:** Tomball, Cuba

**Bats:** Right; **Throws:** Right; **Height:** 6-0; **Weight:** 185

**Obtained:** Signed as a free agent to a minor league deal on December 22, 2016

Signed by JC De La Cruz...finished 2018 tied for ninth in the organization in innings pitched (134.1) and tied for third in complete games (1).

Year	Club	W	L	ERA	G	GS	CG	SHO	SV	IP	H	R	ER	HR	HB	BB	IBB	SO	WP	BK
2017	DSL A's (R)	2	0	0.47	4	4	0	0	0	19.0	9	1	1	0	0	1	0	14	0	0
	AZL A's (R)	0	1	11.25	1	1	0	0	0	4.0	5	5	5	0	0	2	0	4	0	0
	Stockton (A)	3	1	5.71	8	8	0	0	0	34.2	47	26	22	4	2	12	0	24	2	0
2018	Midland (AA)	5	9	4.69	21	21	1	0	0	121.0	142	66	63	12	10	34	0	76	10	2
	Nashville (AAA)	1	1	6.75	3	2	0	0	0	13.1	15	11	10	3	0	4	0	10	0	0
2019	Midland (AA)	0	2	3.74	19	0	0	0	1	33.2	37	17	14	4	1	9	0	30	2	0
	Las Vegas (AAA)	2	3	9.08	19	0	0	0	2	35.2	62	39	36	10	4	14	0	24	5	0
<b>Minor League Totals</b>		<b>13</b>	<b>17</b>	<b>5.20</b>	<b>75</b>	<b>36</b>	<b>1</b>	<b>0</b>	<b>3</b>	<b>261.1</b>	<b>317</b>	<b>165</b>	<b>151</b>	<b>33</b>	<b>17</b>	<b>76</b>	<b>0</b>	<b>182</b>	<b>19</b>	<b>2</b>

### CARLOS ANTONIO SANCHEZ (GORDON)

RHP

**Born:** Panama, Panama, December 26, 1997; **Home:** Panama, Panama

**Bats:** Right; **Throws:** Right; **Height:** 5-11; **Weight:** 150

**Obtained:** Signed as a non-drafted free agent, September 21, 2015

Signed by Juan Mosquera.

Year	Club	W	L	ERA	G	GS	CG	SHO	SV	IP	H	R	ER	HR	HB	BB	IBB	SO	WP	BK
2016	DSL A's (R)	3	0	2.86	17	0	0	0	2	34.2	34	11	11	0	1	2	0	21	3	0
2017	Vermont (A)	1	0	18.00	2	0	0	0	0	4.0	8	8	8	3	0	2	0	1	1	0
	AZL A's (R)	0	0	3.38	1	0	0	0	0	2.2	3	1	1	0	0	0	0	0	0	0
	DSL A's (R)	1	0	0.73	13	0	0	0	4	24.2	15	4	2	0	1	7	2	20	0	0
2018	DSL A's (R)	2	0	2.35	9	0	0	0	4	15.1	12	5	4	0	1	4	0	19	3	0
2019	Vermont (A)	4	0	2.88	18	0	0	0	1	40.2	27	16	13	3	1	16	0	38	3	9
<b>Minor League Totals</b>		<b>11</b>	<b>0</b>	<b>2.88</b>	<b>60</b>	<b>0</b>	<b>0</b>	<b>0</b>	<b>11</b>	<b>122.0</b>	<b>99</b>	<b>45</b>	<b>39</b>	<b>7</b>	<b>4</b>	<b>31</b>	<b>2</b>	<b>99</b>	<b>10</b>	<b>0</b>

### LIVAN SANCHEZ (MERCEDES)

LHP

**Born:** Santo Domingo, Dominican Republic, October 21, 1997; **Home:** Boca Chica, Dominican Republic

**Bats:** Left; **Throws:** Left; **Height:** 6-0; **Weight:** 165

**Obtained:** Signed as a free agent to a minor league deal on July 5, 2017

Signed by Yendri Bachelor.

Year	Club	W	L	ERA	G	GS	CG	SHO	SV	IP	H	R	ER	HR	HB	BB	IBB	SO	WP	BK
2017	DSL A's (R)	1	1	3.09	7	4	0	0	0	23.1	20	11	8	0	0	9	0	15	4	0
2018	DSL A's (R)	6	2	1.61	14	8	0	0	0	61.2	37	16	11	2	3	12	0	57	7	1
2019	AZL A's (R)	1	5	6.15	14	4	0	0	0	45.1	52	41	31	1	5	27	0	44	19	0
<b>Minor League Totals</b>		<b>8</b>	<b>8</b>	<b>3.45</b>	<b>35</b>	<b>16</b>	<b>0</b>	<b>0</b>	<b>0</b>	<b>130.1</b>	<b>109</b>	<b>68</b>	<b>50</b>	<b>3</b>	<b>8</b>	<b>48</b>	<b>0</b>	<b>116</b>	<b>30</b>	<b>1</b>

### SANTIS YOVANY SANCHEZ (BERBERENA)

C

**Born:** Caguas, Puerto Rico, August 21, 1998; **Home:** Las Piedras, Puerto Rico

**Bats:** Right; **Throws:** Right; **Height:** 6-0; **Weight:** 249

**Obtained:** Selected in the sixth round of the 2017 First-Year Player Draft

Signed by Ruben Escalera.

## Organizational Players, continued

Year	Club	AVG.	G	AB	R	H	2B	3B	HR	RBI	SH	SF	HP	BB	SO	SB	CS	SLG	OBP	E
2017	AZL A's (R)	.253	30	99	10	25	6	0	0	10	0	1	0	8	31	0	1	.313	.306	5
2018	AZL A's (R)	.056	7	18	1	1	0	0	0	1	0	0	0	4	9	0	0	.056	.227	0
2019	AZL A's (R)	.318	5	22	5	7	0	0	3	8	0	1	0	4	5	0	0	.727	.407	0
	Beloit (A)	.168	46	161	10	27	8	0	2	14	0	2	3	12	52	0	0	.255	.236	8
<b>Minor League Totals</b>		<b>.200</b>	<b>88</b>	<b>300</b>	<b>26</b>	<b>60</b>	<b>14</b>	<b>0</b>	<b>5</b>	<b>33</b>	<b>0</b>	<b>4</b>	<b>3</b>	<b>28</b>	<b>97</b>	<b>0</b>	<b>1</b>	<b>.297</b>	<b>.272</b>	<b>13</b>

### PEDRO MANUEL SANTOS (VAZQUEZ)

RHP

**Born:** Trinidad, Cuba, January 7, 2000; **Home:** Santo Domingo, Dominican Republic

**Bats:** Right; **Throws:** Right; **Height:** 6-4; **Weight:** 205

**Obtained:** Signed as a free agent to a minor league deal on October 17, 2018

Signed by Juan C. De La Cruz.

Year	Club	W	L	ERA	G	GS	CG	SHO	SV	IP	H	R	ER	HR	HB	BB	IBB	SO	WP	BK
2019	AZL A's (R)	2	3	4.60	15	11	0	0	0	43.0	45	27	22	0	6	34	0	49	11	2
<b>Minor League Totals</b>		<b>2</b>	<b>3</b>	<b>4.60</b>	<b>15</b>	<b>11</b>	<b>0</b>	<b>0</b>	<b>0</b>	<b>43.0</b>	<b>45</b>	<b>27</b>	<b>22</b>	<b>0</b>	<b>6</b>	<b>34</b>	<b>0</b>	<b>49</b>	<b>11</b>	<b>2</b>

### DALTON JAMES SAWYER

LHP

**Born:** Minneapolis, Minnesota, November 22, 1993; **Home:** Waconia, Minnesota

**Bats:** Left; **Throws:** Left; **Height:** 6-5; **Weight:** 212

**Obtained:** Selected in the ninth round of the 2016 First-Year Player Draft

Graduated from Waconia HS (MN)...played collegiately at Minnesota...was Second Team All-Big 10 as a senior in 2016...signed by Kevin Mello...among A's farmhands, finished 2017 third in strikeouts (140), fourth in wins (9), fifth in ERA (3.58) and sixth in innings pitched (130.2)...missed all of 2018 and 2019 due to injury.

Year	Club	W	L	ERA	G	GS	CG	SHO	SV	IP	H	R	ER	HR	HB	BB	IBB	SO	WP	BK
2016	Vermont (A)	0	3	3.38	14	0	0	0	3	18.2	15	9	7	1	2	10	1	26	2	0
2017	Beloit (A)	4	3	2.25	12	8	1	0	1	56.0	34	15	14	3	2	21	0	64	2	3
	Stockton (A)	5	5	3.68	13	11	0	0	0	66.0	67	29	27	12	5	20	0	74	3	0
	Nashville (AAA)	0	1	11.42	2	2	0	0	0	8.2	12	11	11	3	0	6	0	2	0	0
2018		Injured – Did Not Play																		
2019		Injured – Did Not Play																		
<b>Minor League Totals</b>		<b>9</b>	<b>12</b>	<b>3.56</b>	<b>41</b>	<b>21</b>	<b>1</b>	<b>0</b>	<b>4</b>	<b>149.1</b>	<b>128</b>	<b>64</b>	<b>59</b>	<b>19</b>	<b>9</b>	<b>57</b>	<b>1</b>	<b>166</b>	<b>7</b>	<b>3</b>

### TYRELL JAMES SCHOFIELD-SAM

IF

Goes by "T.J."

**Born:** Mississauga, Canada, June 20, 2001; **Home:** Brampton, Canada

**Bats:** Left; **Throws:** Right; **Height:** 6-1; **Weight:** 187

**Obtained:** Selected in the 12<sup>th</sup> round of the 2019 First-Year Player Draft

Signed out of North Park Secondary School by Matthew Higginson...was the No. 7-ranked Canadian prospect prior to the 2019 draft according to Baseball America...won the Bronze Medal with Canada's Junior National Team at the 2018 U18 Pan Am baseball championship.

Year	Club	AVG.	G	AB	R	H	2B	3B	HR	RBI	SH	SF	HP	BB	SO	SB	CS	SLG	OBP	E
2019	AZL A's (R)	.203	22	74	10	15	2	0	0	6	0	0	0	11	18	1	0	.230	.306	8
<b>Minor League Totals</b>		<b>.203</b>	<b>22</b>	<b>74</b>	<b>10</b>	<b>15</b>	<b>2</b>	<b>0</b>	<b>0</b>	<b>6</b>	<b>0</b>	<b>0</b>	<b>0</b>	<b>11</b>	<b>18</b>	<b>1</b>	<b>0</b>	<b>.230</b>	<b>.306</b>	<b>8</b>

### MAXWELL CARTER SCHUEMANN

IF

Goes by "Max"

**Born:** Kalamazoo, Michigan, June 11, 1997; **Home:** Portage, Michigan

**Bats:** Right; **Throws:** Right; **Height:** 5-11; **Weight:** 190

**Obtained:** Selected in the 20<sup>th</sup> round of the 2018 First-Year Player Draft

Signed out of Eastern Michigan University by Richard Sparks.

Year	Club	AVG.	G	AB	R	H	2B	3B	HR	RBI	SH	SF	HP	BB	SO	SB	CS	SLG	OBP	E
2018	Vermont (A)	.195	45	123	19	24	1	0	0	6	0	2	9	13	31	11	1	.203	.313	7
2019	Beloit (A)	.256	94	340	57	87	29	1	3	35	2	2	14	30	75	25	11	.374	.339	14
<b>Minor League Totals</b>		<b>.240</b>	<b>139</b>	<b>463</b>	<b>76</b>	<b>111</b>	<b>30</b>	<b>1</b>	<b>3</b>	<b>41</b>	<b>2</b>	<b>4</b>	<b>23</b>	<b>43</b>	<b>106</b>	<b>36</b>	<b>12</b>	<b>.328</b>	<b>.332</b>	<b>21</b>

**JEFFREY JAMES SCHWARZ****C**

Goes by "JJ"

**Born:** Palm Beach Gardens, Florida, March 28, 1996; **Home:** Palm Beach Gardens, Florida**Bats:** Right; **Throws:** Right; **Height:** 6-1; **Weight:** 205**Obtained:** Selected in the eighth round of the 2018 First-Year Player Draft

Signed out of the University of Florida by Trevor Schaffner.

Year	Club	AVG.	G	AB	R	H	2B	3B	HR	RBI	SH	SF	HP	BB	SO	SB	CS	SLG	OBP	E
2018	AZL A's (R)	.389	7	18	5	7	3	0	0	4	0	0	1	6	1	0	0	.556	.560	1
	Vermont (A)	.230	18	61	7	14	2	1	0	6	0	1	1	10	17	0	0	.295	.342	3
2019	Beloit (A)	.179	24	78	6	14	1	0	3	11	0	3	1	10	21	0	0	.308	.272	3
	Stockton (A)	.109	20	64	2	7	1	0	0	3	0	0	0	7	19	0	0	.125	.197	1
<b>Minor League Totals</b>		<b>.190</b>	<b>69</b>	<b>221</b>	<b>20</b>	<b>42</b>	<b>7</b>	<b>1</b>	<b>3</b>	<b>24</b>	<b>0</b>	<b>4</b>	<b>3</b>	<b>33</b>	<b>58</b>	<b>0</b>	<b>0</b>	<b>.271</b>	<b>.299</b>	<b>8</b>

**SHANE THOMAS SELMAN****OF****Born:** Beaumont, Texas, August 30, 1996; **Home:** Crystal Beach, Texas**Bats:** Right; **Throws:** Left; **Height:** 5-11; **Weight:** 195**Obtained:** Selected in the 21<sup>st</sup> round of the 2019 First-Year Player DraftSigned out of McNeese State University by Kelcey Mucker...selected in the 39<sup>th</sup> round of the 2018 First-Year Player Draft by the Boston Red Sox but did not sign.

Year	Club	AVG.	G	AB	R	H	2B	3B	HR	RBI	SH	SF	HP	BB	SO	SB	CS	SLG	OBP	E
2019	AZL A's (R)	.351	10	37	10	13	1	0	0	9	0	4	1	7	2	0	1	.378	.429	1
	Vermont (A)	.140	36	107	10	15	6	1	0	6	0	1	2	13	30	0	0	.215	.244	0
<b>Minor League Totals</b>		<b>.194</b>	<b>46</b>	<b>144</b>	<b>20</b>	<b>28</b>	<b>7</b>	<b>1</b>	<b>0</b>	<b>15</b>	<b>0</b>	<b>5</b>	<b>3</b>	<b>20</b>	<b>32</b>	<b>0</b>	<b>1</b>	<b>.257</b>	<b>.297</b>	<b>1</b>

**IRAJ IVAN SERRANO****IF****Born:** Chiriqui, Panama, February 19, 1999; **Home:** Chiriqui, Panama**Bats:** Left; **Throws:** Left; **Height:** 5-11; **Weight:** 165**Obtained:** Signed as a free agent to a minor league deal on October 12, 2015

Signed by Juan Mosquera.

Year	Club	AVG.	G	AB	R	H	2B	3B	HR	RBI	SH	SF	HP	BB	SO	SB	CS	SLG	OBP	E
2016	DSL A's (R)	.180	58	161	24	29	7	1	0	15	2	1	5	28	24	9	2	.236	.318	3
2017	DSL A's (R)	.329	47	146	24	48	5	2	0	17	4	2	5	27	22	10	3	.390	.444	6
2018	DSL A's (R)	.236	67	216	29	51	5	1	0	24	4	1	8	53	30	11	4	.269	.403	7
2019	AZL A's (R)	.242	45	128	22	31	4	0	0	16	0	0	5	24	34	3	1	.273	.382	4
<b>Minor League Totals</b>		<b>.244</b>	<b>217</b>	<b>651</b>	<b>99</b>	<b>159</b>	<b>21</b>	<b>4</b>	<b>0</b>	<b>72</b>	<b>10</b>	<b>4</b>	<b>23</b>	<b>132</b>	<b>110</b>	<b>33</b>	<b>10</b>	<b>.289</b>	<b>.388</b>	<b>20</b>

**SETH GRIFFIN SHUMAN****RHP****Born:** Valdosta, Georgia, December 1, 1997; **Home:** Valdosta, Georgia**Bats:** Right; **Throws:** Right; **Height:** 6-1; **Weight:** 205**Obtained:** Selected in the sixth round of the 2019 First-Year Player DraftSigned out of Georgia Southern University by Jemel Spearman...selected in the 39<sup>th</sup> round of the 2016 First-Year Player Draft by the Baltimore Orioles but did not sign...was named Preseason All-Sun Belt Conference in 2018 and 2019.

Year	Club	W	L	ERA	G	GS	CG	SHO	SV	IP	H	R	ER	HR	HB	BB	IBB	SO	WP	BK
2019	Vermont (A)	0	3	2.39	11	8	0	0	0	37.2	34	14	10	2	1	9	0	21	1	0
<b>Minor League Totals</b>		<b>0</b>	<b>3</b>	<b>2.39</b>	<b>11</b>	<b>8</b>	<b>0</b>	<b>0</b>	<b>0</b>	<b>37.2</b>	<b>34</b>	<b>14</b>	<b>10</b>	<b>2</b>	<b>1</b>	<b>9</b>	<b>0</b>	<b>21</b>	<b>1</b>	<b>0</b>

**MARCUS EDWARD SMITH****OF****Born:** Kansas City, Kansas, September 11, 2000; **Home:** Kansas City, Kansas**Bats:** Left; **Throws:** Left; **Height:** 5-11; **Weight:** 185**Obtained:** Selected in the third round of the 2019 First-Year Player Draft

Signed out of Pembroke Hill High School by Steve Abney...was ranked the No. 3 player in the state of Kansas prior to the 2019 draft by Baseball America.

**Organizational Players, continued**

Year	Club	AVG.	G	AB	R	H	2B	3B	HR	RBI	SH	SF	HP	BB	SO	SB	CS	SLG	OBP	E
2019	AZL A's (R)	.361	29	97	21	35	6	1	0	14	1	1	0	20	29	1	1	.443	.466	2
<b>Minor League Totals</b>		<b>.361</b>	<b>29</b>	<b>97</b>	<b>21</b>	<b>35</b>	<b>6</b>	<b>1</b>	<b>0</b>	<b>14</b>	<b>1</b>	<b>1</b>	<b>0</b>	<b>20</b>	<b>29</b>	<b>1</b>	<b>1</b>	<b>.443</b>	<b>.466</b>	<b>2</b>

**BENJAMIN DAVID SPITZNAGEL**

**OF**

**Born:** Cincinnati, Ohio, August 30, 1994; **Home:** Cincinnati, Ohio  
**Bats:** Left; **Throws:** Right; **Height:** 5-10; **Weight:** 178  
**Obtained:** Selected in the 27<sup>th</sup> round of the 2017 First Year Player Draft

Graduated from Colerian HS (OH)...played collegiately at the University of North Carolina, Greensboro...signed by Neil Avent...missed all of 2018 due to injury.

Year	Club	AVG.	G	AB	R	H	2B	3B	HR	RBI	SH	SF	HP	BB	SO	SB	CS	SLG	OBP	E
2017	AZL A's (R)	.337	29	92	27	31	7	2	0	6	2	0	3	18	13	6	1	.457	.460	0
2018		Injured – Did Not Play																		
2019	AZL A's (R)	.154	5	13	3	2	0	0	0	0	0	0	1	5	2	2	1	.154	.421	0
<b>Minor League Totals</b>		<b>.314</b>	<b>34</b>	<b>105</b>	<b>30</b>	<b>33</b>	<b>7</b>	<b>2</b>	<b>0</b>	<b>6</b>	<b>0</b>	<b>2</b>	<b>4</b>	<b>23</b>	<b>15</b>	<b>8</b>	<b>2</b>	<b>.419</b>	<b>.455</b>	<b>0</b>

**PAYTON KING SQUIER**

**OF**

**Born:** Napa, California, October 29, 1995; **Home:** El Mirage, Arizona  
**Bats:** Left; **Throws:** Right; **Height:** 6-0; **Weight:** 225  
**Obtained:** Selected in the 16<sup>th</sup> round of the 2017 First Year Player Draft

Graduated from Greenway HS (AZ)...signed by Scott Cousins...played at the University of Nevada, Las Vegas.

Year	Club	AVG.	G	AB	R	H	2B	3B	HR	RBI	SH	SF	HP	BB	SO	SB	CS	SLG	OBP	E
2017	Vermont (A)	.262	33	122	10	32	4	1	0	20	4	3	0	4	22	0	1	.311	.279	1
2018	Vermont (A)	.323	43	158	25	51	8	2	2	29	0	4	1	22	14	5	2	.437	.400	1
2019	AZL A's (R)	.240	7	25	2	6	1	0	0	3	0	1	0	1	3	0	0	.280	.259	1
	Beloit (A)	.315	36	127	18	40	8	1	0	13	0	1	2	15	30	8	1	.394	.393	2
	Stockton (A)	.176	21	74	10	13	5	0	0	3	0	1	2	4	11	1	0	.243	.228	2
<b>Minor League Totals</b>		<b>.281</b>	<b>140</b>	<b>506</b>	<b>65</b>	<b>142</b>	<b>26</b>	<b>4</b>	<b>2</b>	<b>68</b>	<b>4</b>	<b>9</b>	<b>4</b>	<b>46</b>	<b>80</b>	<b>14</b>	<b>4</b>	<b>.360</b>	<b>.340</b>	<b>7</b>

**CODY ALLEN STULL**

**LHP**

**Born:** Fort Wayne, Indiana, March 23, 1992; **Home:** Matthews, North Carolina  
**Bats:** Left; **Throws:** Left; **Height:** 6-1; **Weight:** 197  
**Obtained:** Selected in the 29<sup>th</sup> round of the 2014 First-Year Player Draft

Graduated from Grace Academy (NC)...attended Belmont Abbey College...signed by Neil Avent...tied for eighth among A's minor leaguers with six saves in 2016.

Year	Club	W	L	ERA	G	GS	CG	SHO	SV	IP	H	R	ER	HR	HB	BB	IBB	SO	WP	BK
2014	AZL A's (R)	1	0	1.47	14	1	0	0	2	18.1	12	5	3	0	1	8	0	27	3	0
2015	Beloit (A)	3	4	5.00	43	0	0	0	1	68.1	68	46	38	4	4	23	0	60	6	0
2016	Stockton (A)	3	2	1.46	36	0	0	0	6	55.2	48	21	9	2	2	11	0	63	3	0
	Midland (AA)	0	0	0.00	1	0	0	0	0	2.0	4	0	0	0	0	1	0	1	0	0
	Nashville (AAA)	0	0	4.50	2	0	0	0	0	4.0	4	2	2	1	0	2	0	1	0	0
2017	Stockton (A)	1	0	2.76	10	0	0	0	2	16.1	14	6	5	1	0	4	1	14	1	0
	Midland (AA)	2	2	5.27	26	1	0	0	0	42.2	52	28	25	4	1	24	2	26	5	1
2018	Midland (AA)	1	1	5.23	28	0	0	0	0	43.0	56	28	25	1	3	17	1	40	3	0
2019	AZL A's (R)	0	1	1.93	3	0	0	0	1	4.2	4	1	1	0	0	1	0	8	0	0
	Midland (AA)	2	2	2.87	29	0	0	0	0	37.2	32	13	12	1	2	13	1	34	4	0
	Las Vegas (AAA)	0	0	3.68	5	0	0	0	0	7.1	8	3	3	0	0	4	0	5	0	0
<b>Minor League Totals</b>		<b>13</b>	<b>12</b>	<b>3.69</b>	<b>197</b>	<b>2</b>	<b>0</b>	<b>0</b>	<b>12</b>	<b>300.0</b>	<b>302</b>	<b>153</b>	<b>123</b>	<b>14</b>	<b>13</b>	<b>108</b>	<b>5</b>	<b>279</b>	<b>25</b>	<b>1</b>

**SKYLAR AUSTIN SZYNSKI**

**RHP**

**Born:** South Bend, Indiana, July 14, 1997; **Home:** Granger, Indiana  
**Bats:** Left; **Throws:** Right; **Height:** 6-2; **Weight:** 215  
**Obtained:** Selected in the fourth round of the 2016 First-Year Player Draft

Graduated from Penn HS (IN)...signed by Rich Sparks...missed all of 2017, 2018 and 2019 due to injury.

Year	Club	W	L	ERA	G	GS	CG	SHO	SV	IP	H	R	ER	HR	HB	BB	IBB	SO	WP	BK
2016	AZL A's (R)	0	3	8.10	7	7	0	0	0	13.1	16	14	12	1	1	4	0	8	5	0
2017																				
2018																				
2019																				
Minor League Totals		0	3	8.10	7	7	0	0	0	13.1	16	14	12	1	1	4	0	8	5	0

### COLLIN AKIRA THEROUX

C

**Born:** San Mateo, California, May 10, 1994; **Home:** San Mateo, California

**Bats:** Right; **Throws:** Right; **Height:** 6-1; **Weight:** 217

**Obtained:** Selected in the 32<sup>nd</sup> round of the 2016 First-Year Player Draft

Signed out of Oklahoma State University as a four-year junior by AI Skorupa.

Year	Club	AVG.	G	AB	R	H	2B	3B	HR	RBI	SH	SF	HP	BB	SO	SB	CS	SLG	OBP	E
2016	AZL A's (R)	.156	11	32	4	5	4	0	0	4	0	0	3	4	14	0	0	.308	.281	0
	Beloit (A)	.000	7	21	0	0	0	0	0	0	0	0	2	15	1	0	.087	.000	2	
2017	Beloit (A)	.147	84	273	34	40	11	0	13	30	0	0	38	143	1	0	.251	.330	9	
2018	Stockton (A)	.181	73	227	34	41	6	2	12	32	2	2	3	43	101	3	1	.383	.316	3
2019	Midland (AA)	.180	93	306	42	55	13	0	12	36	1	4	4	49	178	0	0	.340	.298	8
	Las Vegas (AAA)	.167	5	18	1	3	1	0	0	0	0	0	0	12	0	0	.222	.167	0	
Minor League Totals		.164	273	877	115	144	35	2	37	102	3	6	10	136	463	5	1	.335	.282	22

### OSCAR EDUARDO TOVAR (MOTA)

RHP

**Born:** Puerto La Cruz, Venezuela, March 19, 1998; **Home:** Caicara de Maturin, Venezuela

**Bats:** Right; **Throws:** Right; **Height:** 5-11; **Weight:** 225

**Obtained:** Signed as a non-drafted free agent, July 18, 2014

Signed by JC De La Cruz, Amauris Reyes, and Pablo Marmol...missed 2019 due to suspension.

Year	Club	W	L	ERA	G	GS	CG	SHO	SV	IP	H	R	ER	HR	HB	BB	IBB	SO	WP	BK
2015	DSL A's (R)	3	5	2.60	13	11	0	0	0	55.1	35	25	16	0	6	22	0	26	8	0
2016	AZL A's (R)	3	2	3.56	10	5	0	0	0	43.0	41	20	17	0	3	17	0	31	8	1
2017	Vermont (A)	3	2	3.46	15	8	0	0	2	65.0	58	29	25	4	7	26	0	45	6	2
2018	Vermont (A)	4	1	2.03	16	0	0	1	26.2	23	13	6	0	0	13	0	29	4	1	
2019																				
Minor League Totals		13	10	4.12	54	24	0	0	3	190.0	157	87	64	4	16	78	0	131	26	4

### SAHID VALENZUELA (CASTILLO)

IF

**Born:** Yuma, Arizona, September 16, 1997; **Home:** Somerton, Arizona

**Bats:** Both; **Throws:** Right; **Height:** 5-8; **Weight:** 165

**Obtained:** Selected in the 13<sup>th</sup> round of the 2019 First-Year Player Draft

Signed out of the Cal State Fullerton by Anthony Aliotti...did not play after signing due to injury.

Year	Club	AVG.	G	AB	R	H	2B	3B	HR	RBI	SH	SF	HP	BB	SO	SB	CS	SLG	OBP	E
2019																				
Minor League Totals																				

### COBIE FLETCHER VANCE

IF

**Born:** Orange Park, Florida, August 24, 1997; **Home:** Fayetteville, North Carolina

**Bats:** Right; **Throws:** Right; **Height:** 5-6; **Weight:** 195

**Obtained:** Selected in the 18<sup>th</sup> round of the 2018 First-Year Player Draft

Signed out of the University of Alabama, Tuscaloosa by Anthony Aloisi.

Year	Club	AVG.	G	AB	R	H	2B	3B	HR	RBI	SH	SF	HP	BB	SO	SB	CS	SLG	OBP	E
2018	AZL A's (R)	.304	24	56	8	17	2	2	1	10	0	0	0	5	5	1	0	.464	.361	3
	Stockton (A)	.229	27	96	9	22	1	0	0	4	0	0	2	3	16	1	1	.240	.267	4
2019	Beloit (A)	.232	85	293	39	68	18	0	1	28	0	7	6	39	59	4	1	.304	.328	12
Minor League Totals		.240	136	445	56	107	21	2	2	42	0	7	8	47	80	6	2	.310	.320	19

## Organizational Players, continued

### YERDELLUIS VARGAS (MENA)

IF

Goes by “Yerdel”

**Born:** Santo Domingo, Dominican Republic, February 17, 2000; **Home:** Santo Domingo, Dominican Republic

**Bats:** Right; **Throws:** Right; **Height:** 5-11; **Weight:** 181

**Obtained:** Signed as a free agent to a minor league deal on July 2, 2016

Signed by Rigoberto De Los Santos.

Year	Club	AVG.	G	AB	R	H	2B	3B	HR	RBI	SH	SF	HP	BB	SO	SB	CS	SLG	OBP	E
2017	DSL A's (R)	.173	13	52	6	9	0	0	0	6	1	1	2	0	15	1	0	.173	.200	1
	AZL A's (R)	.208	39	144	13	30	6	4	0	13	1	2	4	6	36	3	4	.306	.256	15
2018	AZL A's (R)	.180	19	61	15	11	1	2	0	4	1	0	0	14	20	3	1	.262	.333	8
	Vermont (A)	.158	60	196	20	31	5	0	4	20	1	0	2	19	73	1	1	.245	.240	11
<b>Minor League Totals</b>		<b>.179</b>	<b>131</b>	<b>453</b>	<b>54</b>	<b>81</b>	<b>12</b>	<b>6</b>	<b>4</b>	<b>43</b>	<b>4</b>	<b>3</b>	<b>8</b>	<b>39</b>	<b>144</b>	<b>8</b>	<b>6</b>	<b>.258</b>	<b>.254</b>	<b>35</b>

### AUGUSTUS JAMES VARLAND

RHP

Goes by “Gus”

**Born:** St. Paul, Minnesota, November 6, 1996; **Home:** Maplewood, Minnesota

**Bats:** Left; **Throws:** Right; **Height:** 6-0; **Weight:** 215

**Obtained:** Selected in the 14<sup>th</sup> round of the 2018 First-Year Player Draft

Signed out of Concordia University by Derek Lee.

Year	Club	W	L	ERA	G	GS	CG	SHO	SV	IP	H	R	ER	HR	HB	BB	IBB	SO	WP	BK
2018	AZL A's (R)	0	0	0.00	1	1	0	0	0	1.0	1	0	0	0	0	1	0	0	0	0
	Vermont (A)	0	1	1.02	7	5	0	0	0	17.2	14	5	2	0	1	4	0	22	0	0
	Beloit (A)	0	0	0.93	5	5	0	0	0	19.1	8	2	2	1	3	3	0	28	0	0
2019	Stockton (A)	2	1	2.39	5	4	0	0	0	26.1	23	8	7	3	0	8	0	27	0	1
<b>Minor League Totals</b>		<b>2</b>	<b>2</b>	<b>1.54</b>	<b>18</b>	<b>15</b>	<b>0</b>	<b>0</b>	<b>0</b>	<b>64.1</b>	<b>46</b>	<b>15</b>	<b>11</b>	<b>4</b>	<b>4</b>	<b>16</b>	<b>0</b>	<b>77</b>	<b>0</b>	<b>1</b>

### CHRISTOPHER NOAH VAUGHAN

IF

Goes by “Noah”

**Born:** Orlando, Florida, June 6, 1997; **Home:** Conroe, Texas

**Bats:** Left; **Throws:** Left; **Height:** 6-1; **Weight:** 200

**Obtained:** Selected in the 12<sup>th</sup> round of the 2018 First-Year Player Draft

Signed out of the University of Texas, Arlington by Chris Reilly.

Year	Club	AVG.	G	AB	R	H	2B	3B	HR	RBI	SH	SF	HP	BB	SO	SB	CS	SLG	OBP	E
2018	Vermont (A)	.194	50	160	15	31	7	3	2	21	2	1	5	7	71	6	3	.313	.249	1
2019	AZL A's (R)	.230	17	74	16	17	6	1	2	12	0	1	0	5	18	1	1	.419	.275	0
	Vermont (A)	.122	31	90	10	11	1	0	2	7	1	0	4	6	38	2	3	.200	.210	0
	Beloit (A)	.170	15	47	4	8	1	2	1	4	0	0	0	1	25	0	0	.340	.188	3
<b>Minor League Totals</b>		<b>.181</b>	<b>113</b>	<b>371</b>	<b>45</b>	<b>67</b>	<b>15</b>	<b>6</b>	<b>7</b>	<b>44</b>	<b>3</b>	<b>2</b>	<b>9</b>	<b>19</b>	<b>152</b>	<b>9</b>	<b>7</b>	<b>.310</b>	<b>.237</b>	<b>4</b>

### ROBIN ANTONIO VAZQUEZ (VALLEJO)

RHP

**Born:** Sabana Grande de Palenque, Dominican Republic, April 15, 1998; **Home:** Sabana Grande de Palenque, Dominican Republic

**Bats:** Right; **Throws:** Right; **Height:** 6-2; **Weight:** 187

**Obtained:** Signed as a free agent to a minor league deal on July 2, 2018

Signed by Wilfredo Magallanes.

Year	Club	W	L	ERA	G	GS	CG	SHO	SV	IP	H	R	ER	HR	HB	BB	IBB	SO	WP	BK
2018	DSL A's (R)	1	3	2.33	8	4	0	0	1	27.0	21	12	7	0	4	14	0	16	4	0
2019	AZL A's (R)	1	1	5.66	14	10	0	0	0	49.1	58	40	31	6	9	18	0	62	11	1
<b>Minor League Totals</b>		<b>2</b>	<b>4</b>	<b>4.48</b>	<b>22</b>	<b>14</b>	<b>0</b>	<b>0</b>	<b>1</b>	<b>76.1</b>	<b>79</b>	<b>52</b>	<b>38</b>	<b>6</b>	<b>13</b>	<b>32</b>	<b>0</b>	<b>78</b>	<b>15</b>	<b>1</b>

### AUSTIN JOSEPH WAHL

RHP

**Born:** Silver Spring, Maryland, May 16, 1995; **Home:** Hollister, California

**Bats:** Right; **Throws:** Right; **Height:** 6-4; **Weight:** 195

**Obtained:** Selected in the 23<sup>rd</sup> round of the 2019 First-Year Player Draft

Signed out of Cal State Monterey Bay by Kevin Mello...walked onto the Cornell University baseball team before transferring to CSU Monterey Bay.

Year	Club	W	L	ERA	G	GS	CG	SHO	SV	IP	H	R	ER	HR	HB	BB	IBB	SO	WP	BK
2019	AZL A's (R)	2	0	10.80	18	0	0	0	0	21.2	30	28	26	1	4	21	1	27	14	0
<b>Minor League Totals</b>		<b>2</b>	<b>0</b>	<b>10.80</b>	<b>18</b>	<b>0</b>	<b>0</b>	<b>0</b>	<b>0</b>	<b>21.2</b>	<b>30</b>	<b>28</b>	<b>26</b>	<b>1</b>	<b>4</b>	<b>21</b>	<b>1</b>	<b>27</b>	<b>14</b>	<b>0</b>

**JAKE MATTHEW WALKINSHAW** **RHP**

**Born:** Seymour, Connecticut, July 7, 1996; **Home:** Seymour, Connecticut  
**Bats:** Right; **Throws:** Right; **Height:** 6-3; **Weight:** 195  
**Obtained:** Selected in the 36<sup>th</sup> round of the 2019 First-Year Player Draft

Signed out of Southern New Hampshire University by Ronald Vaughn...earned First-Team D2CCA East All-Region and First-Team Northeast-10 All-Conference honors in 2019.

Year	Club	W	L	ERA	G	GS	CG	SHO	SV	IP	H	R	ER	HR	HB	BB	IBB	SO	WP	BK
2019	AZL A's (R)	2	0	3.28	18	0	0	0	1	24.2	26	11	9	1	1	4	0	29	6	0
<b>Minor League Totals</b>		<b>2</b>	<b>0</b>	<b>3.28</b>	<b>18</b>	<b>0</b>	<b>0</b>	<b>0</b>	<b>1</b>	<b>24.2</b>	<b>26</b>	<b>11</b>	<b>9</b>	<b>1</b>	<b>1</b>	<b>4</b>	<b>0</b>	<b>29</b>	<b>6</b>	<b>0</b>

**NICHOLAS DANIEL WARD** **IF**

Goes by "Nick"  
**Born:** Wynnewood, Pennsylvania, October 19, 1995; **Home:** Kennett Square, Pennsylvania  
**Bats:** Left; **Throws:** Right; **Height:** 5-10; **Weight:** 175  
**Obtained:** Selected in the 34<sup>th</sup> round of the 2018 First-Year Player Draft

Signed out of West Chester University by Matthew Higginson.

Year	Club	AVG.	G	AB	R	H	2B	3B	HR	RBI	SH	SF	HP	BB	SO	SB	CS	SLG	OBP	E
2018	AZL A's (R)	.273	48	154	33	42	4	7	2	27	0	2	4	30	37	8	4	.429	.400	4
	Nashville (AAA)	.000	2	3	0	0	0	0	0	0	0	0	0	1	0	0	0	.000	.000	0
2019	Vermont (A)	.267	13	45	13	12	2	0	2	5	0	1	3	11	6	0	1	.444	.433	4
	Beloit (A)	.232	85	293	35	68	10	3	4	35	2	2	6	40	91	6	1	.328	.334	13
<b>Minor League Totals</b>		<b>.246</b>	<b>148</b>	<b>495</b>	<b>81</b>	<b>122</b>	<b>16</b>	<b>10</b>	<b>8</b>	<b>67</b>	<b>2</b>	<b>5</b>	<b>13</b>	<b>81</b>	<b>135</b>	<b>14</b>	<b>6</b>	<b>.368</b>	<b>.364</b>	<b>21</b>

**JOSHUA TERRY WATSON** **OF**

Goes by "Josh"  
**Born:** Amarillo, Texas, September 10, 1996; **Home:** Arlington, Texas  
**Bats:** Both; **Throws:** Right; **Height:** 5-11; **Weight:** 205  
**Obtained:** Selected in the 15<sup>th</sup> round of the 2019 First-Year Player Draft

Signed out of Texas Christian University by Christopher Reilly...was drafted in the 35<sup>th</sup> round of the 2018 First-Year Player Draft by the Milwaukee Brewers but did not sign.

Year	Club	AVG.	G	AB	R	H	2B	3B	HR	RBI	SH	SF	HP	BB	SO	SB	CS	SLG	OBP	E
2019	AZL A's (R)	.227	7	22	3	5	0	0	1	0	0	0	3	4	5	3	0	.227	.414	0
	Vermont (A)	.218	23	78	8	17	3	0	1	6	0	1	3	15	25	0	0	.295	.365	0
	Stockton (A)	.109	20	55	9	6	1	1	1	7	0	2	1	11	19	2	0	.218	.261	1
<b>Minor League Totals</b>		<b>.181</b>	<b>50</b>	<b>155</b>	<b>20</b>	<b>28</b>	<b>4</b>	<b>1</b>	<b>2</b>	<b>14</b>	<b>1</b>	<b>2</b>	<b>7</b>	<b>30</b>	<b>49</b>	<b>5</b>	<b>0</b>	<b>.258</b>	<b>.335</b>	<b>1</b>

**SKYLER SHANE WEBER** **C**

**Born:** Duluth, Georgia, June 6, 1995; **Home:** Gainesville, Georgia  
**Bats:** Left; **Throws:** Right; **Height:** 5-8; **Weight:** 182  
**Obtained:** Selected in the 18<sup>th</sup> round of the 2016 First-Year Player Draft

Graduated from Gainesville HS (GA)...played collegiately at Georgia...signed by Jemel Spearman.

Year	Club	AVG.	G	AB	R	H	2B	3B	HR	RBI	SH	SF	HP	BB	SO	SB	CS	SLG	OBP	E
2016	AZL A's (R)	.173	22	75	7	13	2	0	0	4	0	0	0	6	14	5	0	.200	.235	3
2017	AZL A's (R)	.186	13	43	10	8	4	1	0	3	0	1	1	2	12	1	0	.326	.234	1
2018	Beloit (A)	.227	63	194	23	44	10	1	0	15	0	2	0	28	51	6	1	.289	.321	4
2019	Beloit (A)	.195	101	343	41	67	19	0	4	34	2	2	5	35	87	11	3	.286	.278	12
<b>Minor League Totals</b>		<b>.202</b>	<b>199</b>	<b>655</b>	<b>81</b>	<b>132</b>	<b>35</b>	<b>2</b>	<b>4</b>	<b>56</b>	<b>2</b>	<b>5</b>	<b>6</b>	<b>71</b>	<b>164</b>	<b>23</b>	<b>4</b>	<b>.279</b>	<b>.284</b>	<b>20</b>

PLAYER DEVELOPMENT

## Organizational Players, continued

### JOHN EDWARD WEISENBURGER III

RHP

Goies by "Jack"

**Born:** Winston-Salem, North Carolina, October 8, 1997; **Home:** Belmont, Michigan

**Bats:** Right; **Throws:** Right; **Height:** 6-3; **Weight:** 220

**Obtained:** Selected in the 20<sup>th</sup> round of the 2019 First Year Player Draft

Signed out of the University of Michigan by Richard Sparks.

Year	Club	W	L	ERA	G	GS	CG	SHO	SV	IP	H	R	ER	HR	HB	BB	IBB	SO	WP	BK
2019	AZL A's (R)	0	1	3.00	11	1	0	0	4	15.0	7	6	5	0	1	10	0	28	7	0
<b>Minor League Totals</b>		<b>0</b>	<b>1</b>	<b>3.00</b>	<b>11</b>	<b>1</b>	<b>0</b>	<b>0</b>	<b>4</b>	<b>15.0</b>	<b>7</b>	<b>6</b>	<b>5</b>	<b>0</b>	<b>1</b>	<b>10</b>	<b>0</b>	<b>28</b>	<b>7</b>	<b>0</b>

### CHASE GERALD WHEATCROFT

RHP

**Born:** Mission Hills, California, December 17, 1996; **Home:** Santa Clarita, California

**Bats:** Right; **Throws:** Right; **Height:** 6-6; **Weight:** 180

**Obtained:** Selected in the 37<sup>th</sup> round of the 2019 First Year Player Draft

Signed out of the Cal State Stanislaus by Kevin Mello...was named First-Team All-CCAA and was a preseason All-American selection.

Year	Club	W	L	ERA	G	GS	CG	SHO	SV	IP	H	R	ER	HR	HB	BB	IBB	SO	WP	BK
2019	AZL A's (R)	0	1	6.00	16	0	0	0	1	27.0	39	22	18	2	3	7	2	29	5	0
<b>Minor League Totals</b>		<b>0</b>	<b>1</b>	<b>6.00</b>	<b>16</b>	<b>0</b>	<b>0</b>	<b>0</b>	<b>1</b>	<b>27.0</b>	<b>39</b>	<b>22</b>	<b>18</b>	<b>2</b>	<b>3</b>	<b>7</b>	<b>2</b>	<b>29</b>	<b>5</b>	<b>0</b>

### MICHAEL JOHN WHITE III

IF

Goies by "Mikey"

**Born:** San Diego, California, September 3, 1993; **Home:** Birmingham, Alabama

**Bats:** Right; **Throws:** Right; **Height:** 5-11; **Weight:** 215

**Obtained:** Selected in the second round of the 2015 First-Year Player Draft

Graduated from Spain Park HS (AL), where he was named Mr. Baseball in the state of Alabama after his senior year (2012)...played collegiately at Alabama...started all 184 games played at shortstop during his three-year college career...signed by Kelcey Mucker...previously drafted by New York (NL) in the 34th round of the 2012 draft but did not sign...in 2017, ranked sixth among A's farmhands in home runs (17), fifth in RBI (73), third in extra-base hits (48) and fifth in slugging percentage (.457)...was a 2019 Texas League Midseason All-Star... finished 2019 tied for 10<sup>th</sup> in the organization in doubles (26).

Year	Club	AVG.	G	AB	R	H	2B	3B	HR	RBI	SH	SF	HP	BB	SO	SB	CS	SLG	OBP	E
2015	Vermont (A)	.315	29	111	18	35	10	0	2	16	0	2	4	14	29	0	2	.459	.405	5
	Beloit (A)	.200	35	130	16	26	5	0	1	12	0	0	5	10	30	0	1	.262	.283	7
2016	Stockton (A)	.247	124	469	65	116	25	3	6	50	3	2	7	40	130	4	2	.352	.315	15
2017	Stockton (A)	.261	115	440	59	115	27	4	17	73	1	1	6	40	121	4	0	.457	.331	21
2018	Midland (AA)	.218	64	225	21	49	6	0	6	29	0	1	4	25	81	0	1	.324	.306	11
2019	Midland (AA)	.261	97	391	59	102	26	0	10	61	1	2	7	40	102	2	3	.404	.339	13
	Las Vegas (AAA)	.250	3	8	2	2	0	0	1	2	0	0	0	0	3	0	0	.625	.250	0
<b>Minor League Totals</b>		<b>.251</b>	<b>467</b>	<b>1774</b>	<b>240</b>	<b>445</b>	<b>99</b>	<b>7</b>	<b>43</b>	<b>243</b>	<b>5</b>	<b>8</b>	<b>33</b>	<b>169</b>	<b>496</b>	<b>10</b>	<b>9</b>	<b>.387</b>	<b>.326</b>	<b>72</b>

### BROCK MITCHELL WHITTLESEY

RHP

**Born:** Mesa, Arizona, February 27, 1997; **Home:** Mesa, Arizona

**Bats:** Right; **Throws:** Right; **Height:** 6-3; **Weight:** 210

**Obtained:** Signed as an undrafted free agent on July 10, 2019

Signed by Scott Cousins.

Year	Club	W	L	ERA	G	GS	CG	SHO	SV	IP	H	R	ER	HR	HB	BB	IBB	SO	WP	BK
2019	AZL A's (R)	5	3	4.50	18	0	0	0	1	28.0	35	21	14	0	4	4	0	29	1	0
<b>Minor League Totals</b>		<b>5</b>	<b>3</b>	<b>4.50</b>	<b>18</b>	<b>0</b>	<b>0</b>	<b>0</b>	<b>1</b>	<b>28.0</b>	<b>35</b>	<b>21</b>	<b>14</b>	<b>0</b>	<b>4</b>	<b>4</b>	<b>0</b>	<b>29</b>	<b>1</b>	<b>0</b>

### BRANDON MICHAEL WITHERS

RHP

**Born:** Manassas, Virginia, July 4, 1994; **Home:** Manassas, Virginia

**Bats:** Right; **Throws:** Right; **Height:** 6-0; **Weight:** 205

**Obtained:** Selected in the 31<sup>st</sup> round of the 2017 First Year Player Draft



Played collegiately for James Madison University...signed by Dillon Tung.

Year	Club	W	L	ERA	G	GS	CG	SHO	SV	IP	H	R	ER	HR	HB	BB	IBB	SO	WP	BK
2017	AZL A's (R)	1	2	3.60	9	0	0	0	0	15.0	10	6	6	0	1	8	0	10	2	0
2018	Vermont (A)	1	1	0.88	15	0	0	0	5	30.2	17	4	3	1	1	10	0	27	3	0
	Beloit (A)	0	0	7.20	4	0	0	0	0	5.0	10	4	4	1	0	1	0	6	1	0
2019	Beloit (A)	3	5	4.87	41	0	0	0	2	61.0	78	41	33	3	7	22	0	60	16	0
<b>Minor League Totals</b>		<b>5</b>	<b>8</b>	<b>3.71</b>	<b>69</b>	<b>0</b>	<b>0</b>	<b>0</b>	<b>7</b>	<b>111.2</b>	<b>115</b>	<b>55</b>	<b>46</b>	<b>5</b>	<b>9</b>	<b>41</b>	<b>0</b>	<b>103</b>	<b>22</b>	<b>0</b>

**MICHAEL STEWART WOODWORTH**

IF

**Born:** San Francisco, California, August 8, 1997; **Home:** Alameda, California

**Bats:** Right; **Throws:** Right; **Height:** 5-10; **Weight:** 170

**Obtained:** Selected in the 29<sup>th</sup> round of the 2019 First-Year Player Draft

Signed out of the University of Connecticut by Ronald Vaughn...earned Second-Team All-Conference honors following the 2019 season.

Year	Club	AVG.	G	AB	R	H	2B	3B	HR	RBI	SH	SF	HP	BB	SO	SB	CS	SLG	OBP	E
2019	AZL A's (R)	.276	7	29	11	8	3	1	2	10	0	1	4	4	4	0	0	.655	.421	1
	Vermont (A)	.221	33	113	12	25	3	0	0	10	1	2	7	12	18	4	2	.248	.328	4
	Beloit (A)	.217	26	83	10	18	1	0	0	7	2	1	3	12	18	4	1	.229	.333	1
<b>Minor League Totals</b>		<b>.227</b>	<b>66</b>	<b>225</b>	<b>33</b>	<b>51</b>	<b>7</b>	<b>1</b>	<b>2</b>	<b>27</b>	<b>3</b>	<b>4</b>	<b>14</b>	<b>28</b>	<b>40</b>	<b>8</b>	<b>3</b>	<b>.293</b>	<b>.343</b>	<b>6</b>

**DALLAS MICHAEL WOOLFOLK**

RHP

**Born:** Memphis, Tennessee, October 30, 1996; **Home:** Southaven, Mississippi

**Bats:** Right; **Throws:** Right; **Height:** 6-1; **Weight:** 260

**Obtained:** Selected in the 13<sup>th</sup> round of the 2018 First-Year Player Draft

Signed out of the University of Mississippi by Kelcey Mucker.

Year	Club	W	L	ERA	G	GS	CG	SHO	SV	IP	H	R	ER	HR	HB	BB	IBB	SO	WP	BK
2018	AZL A's (R)	2	1	7.31	11	0	0	0	2	16.0	14	16	13	3	0	16	0	20	5	0
2019	AZL A's (R)	0	0	2.25	3	0	0	0	0	4.0	1	1	1	0	0	2	0	4	0	0
<b>Minor League Totals</b>		<b>2</b>	<b>1</b>	<b>6.30</b>	<b>14</b>	<b>0</b>	<b>0</b>	<b>0</b>	<b>2</b>	<b>20.0</b>	<b>15</b>	<b>17</b>	<b>14</b>	<b>3</b>	<b>0</b>	<b>18</b>	<b>0</b>	<b>24</b>	<b>5</b>	<b>0</b>

**JOSHWAN ABDIEL WRIGHT (PITTY)**

IF

**Born:** Changuinola, Panama, November 9, 2000; **Home:** Changuinola, Panama

**Bats:** Right; **Throws:** Right; **Height:** 5-8; **Weight:** 150

**Obtained:** Signed as a free agent to a minor league deal on July 2, 2017

Signed by Juan Mosquera.

Year	Club	AVG.	G	AB	R	H	2B	3B	HR	RBI	SH	SF	HP	BB	SO	SB	CS	SLG	OBP	E
2018	DSL A's (R)	.221	53	163	17	36	7	1	0	16	1	0	4	20	20	4	4	.276	.321	9
2019	AZL A's (R)	.330	50	191	37	63	9	4	0	37	0	4	3	17	25	4	2	.419	.386	11
<b>Minor League Totals</b>		<b>.280</b>	<b>103</b>	<b>354</b>	<b>54</b>	<b>99</b>	<b>16</b>	<b>5</b>	<b>0</b>	<b>53</b>	<b>4</b>	<b>1</b>	<b>7</b>	<b>37</b>	<b>45</b>	<b>8</b>	<b>6</b>	<b>.353</b>	<b>.356</b>	<b>20</b>

**DOMINIC AMALIO YEAREGO**

RHP

**Born:** Plano, Texas, March 10, 1996; **Home:** Scroggins, Texas

**Bats:** Left; **Throws:** Right; **Height:** 6-4; **Weight:** 230

**Obtained:** Signed as an undrafted free agent on June 11, 2019

Signed by Christopher Reilly.

Year	Club	W	L	ERA	G	GS	CG	SHO	SV	IP	H	R	ER	HR	HB	BB	IBB	SO	WP	BK
2019	AZL A's (R)	2	2	2.16	15	0	0	0	1	25.0	20	13	6	1	0	12	0	38	8	0
<b>Minor League Totals</b>		<b>2</b>	<b>2</b>	<b>2.16</b>	<b>15</b>	<b>0</b>	<b>0</b>	<b>0</b>	<b>1</b>	<b>25.0</b>	<b>20</b>	<b>13</b>	<b>6</b>	<b>1</b>	<b>0</b>	<b>12</b>	<b>0</b>	<b>38</b>	<b>8</b>	<b>0</b>

**MICHAEL JOSE YNOA (VENTURA)**

RHP

**Born:** Puerto Plata, Dominican Republic, September 24, 1991; **Home:** Puerto Plata, Dominican Republic

**Bats:** Right; **Throws:** Right; **Height:** 6-7; **Weight:** 210

**Obtained:** Signed as a free agent, January 28, 2020

PLAYER DEVELOPMENT

## Organizational Players, continued

Was originally signed by the A's Raymond Abreu July 2, 2008...had "Tommy John" surgery Aug. 25, 2010...was rated as the A's third best prospect in 2009 and fourth best following 2013...was traded with Jeff Samardzija to the Chicago White Sox Dec. 9, 2014 for Marcus Semien, Chris Bassitt, Josh Phegley and Rangel Ravelo...was released by the White Sox in the spring of 2018 and did not pitch that year...signed a minor league deal with Kansas City Nov. 14, 2018 and was released May 29, 2019.

Year	Club	W	L	ERA	G	GS	CG	SHO	SV	IP	H	R	ER	HR	HB	BB	IBB	SO	WP	BK
2009								Injured (Did Not Pitch)												
2010	AZL A's (R)	0	1	5.00	3	3	0	0	0	9.0	6	5	5	1	1	4	0	11	3	0
2011								Injured (Did Not Pitch)												
2012	AZL A's (R)	0	1	5.40	6	6	0	0	0	10.0	11	7	6	1	1	9	0	6	1	0
	Vermont (A)	1	3	6.97	8	6	0	0	0	20.2	20	18	16	2	3	16	0	19	10	1
2013	Beloit (A)	2	1	2.14	15	15	0	0	0	54.2	45	19	13	3	7	18	0	48	5	1
	Stockton (A)	1	2	7.71	7	6	0	0	1	21.0	23	20	18	2	2	17	0	20	2	0
2014	Stockton (A)	4	2	5.52	31	0	0	0	0	45.2	42	28	28	5	5	21	2	64	7	0
2015	Winston Salem (A)	0	2	2.61	28	0	0	0	6	38.0	37	14	11	2	7	16	0	40	4	0
2016	Birmingham (AA)	0	0	0.00	3	0	0	0	0	4.0	0	0	0	0	0	0	0	4	0	0
	Charlotte (AAA)	1	3	4.56	18	0	0	0	4	23.2	25	12	12	2	3	12	2	20	3	0
	CHICAGO (AL)	1	0	3.00	23	0	0	0	0	30.0	20	11	10	0	5	17	2	30	4	0
2017	CHICAGO (AL)	1	0	5.90	22	0	0	0	0	29.0	28	22	19	4	5	22	0	23	3	0
	Charlotte (AAA)	1	0	5.40	8	0	0	0	1	8.1	7	5	5	2	1	6	0	10	1	0
2018								Did Not Pitch												
2019	Omaha (AAA)	1	1	4.57	17	0	0	0	2	21.2	19	13	11	3	1	14	1	26	5	0
<b>Major League Totals</b>		<b>2</b>	<b>0</b>	<b>4.42</b>	<b>45</b>	<b>0</b>	<b>0</b>	<b>0</b>	<b>0</b>	<b>59.0</b>	<b>48</b>	<b>33</b>	<b>29</b>	<b>4</b>	<b>10</b>	<b>39</b>	<b>2</b>	<b>53</b>	<b>7</b>	<b>0</b>
<b>Minor League Totals</b>		<b>11</b>	<b>16</b>	<b>4.38</b>	<b>144</b>	<b>36</b>	<b>0</b>	<b>0</b>	<b>14</b>	<b>256.2</b>	<b>235</b>	<b>141</b>	<b>125</b>	<b>23</b>	<b>31</b>	<b>133</b>	<b>5</b>	<b>268</b>	<b>41</b>	<b>2</b>

### JESUS GREGORIO ZAMBRANO (PEREZ)

RHP

**Born:** Valencia, Venezuela, August 23, 1996; **Home:** Valencia, Venezuela

**Bats:** Right; **Throws:** Right; **Height:** 5-9; **Weight:** 204

**Obtained:** Signed as an undrafted free agent, August 24, 2012

Signed by Julio Franco and Juan Carlos Villanueva...finished 2018 tied for seventh in the organization in wins (10) and saves (6).

Year	Club	W	L	ERA	G	GS	CG	SHO	SV	IP	H	R	ER	HR	HB	BB	IBB	SO	WP	BK
2013	DSL A's (R)	2	6	4.40	14	14	1	0	0	61.1	62	34	30	4	4	12	0	48	9	1
2014	AZL A's (R)	6	3	4.33	14	12	0	0	0	70.2	66	41	34	3	5	18	0	63	8	0
2015	AZL A's (R)	1	4	5.52	13	4	0	0	1	44.0	66	30	27	0	1	9	0	31	4	3
	Nashville (AAA)	1	0	4.00	2	2	0	0	0	9.0	8	4	4	1	0	1	0	6	1	0
2016	Vermont (A)	2	2	3.83	16	7	0	0	0	49.1	54	27	21	3	1	18	0	28	4	0
	Beloit (A)	1	2	7.04	10	2	0	0	0	23.0	42	26	18	2	1	5	0	14	6	0
2017	Beloit (A)	1	2	6.06	27	3	0	0	4	65.1	68	46	44	5	6	29	1	58	9	2
	Midland (AA)	0	0	22.50	1	0	0	0	0	2.0	5	5	5	2	0	1	0	3	1	0
2018	Beloit (A)	8	1	3.64	39	0	0	0	6	76.2	83	39	31	8	1	24	0	81	8	0
2019	Stockton (A)	1	1	1.88	15	0	0	0	2	28.2	19	7	8	2	0	8	0	31	2	0
	Midland (AA)	4	0	1.21	28	1	0	0	7	44.2	41	9	6	1	0	13	2	32	2	0
<b>Minor League Totals</b>		<b>27</b>	<b>21</b>	<b>4.29</b>	<b>179</b>	<b>45</b>	<b>1</b>	<b>0</b>	<b>20</b>	<b>474.2</b>	<b>514</b>	<b>268</b>	<b>226</b>	<b>31</b>	<b>19</b>	<b>138</b>	<b>3</b>	<b>395</b>	<b>54</b>	<b>6</b>

## FRANCHISE MONTHLY BESTS

### Wins

26	July, 1931
25	July, 1928
24	August, 2002
24	July, 1929
23	August, 1971
23	May, 1931
23	July, 1930
23	August, 1914
22	five times

### Losses

28	July, 1916
27	September, 1940
27	September, 1915
26	August, 1960
26	August, 1945
26	August, 1943
26	July, 1936
25	August, 1938
24	June, 1979
24	June, 1920

### Highest Winning Pct.

.857 (24-4)	August, 2002
.857 (18-3)	April, 1981
.852 (23-4)	May, 1931
.821 (23-5)	August, 1914
.815 (22-5)	May, 1929
.810 (17-4)	Sept., 2001
.800 (20-5)	May, 1910
.792 (19-5)	July, 2012
.788 (26-7)	July, 1931
.778 (21-6)	Sept., 1911
.778 (21-6)	August, 2006

### Lowest Winning Pct.

.067 (2-28)	July, 1916
.077 (1-12)	April, 1951
.103 (3-26)	August, 1943
.130 (3-20)	July, 1938
.136 (3-19)	June, 1916
.143 (4-24)	June, 1920
.156 (5-27)	Sept., 1915
.167 (4-20)	August, 1915
.167 (2-10)	April, 1966
.167 (2-10)	April, 1935



*The Ron Bergman Award was established in 2019 to honor a journalist for meritorious contributions to the coverage of the Athletics.*

# OAKLAND ALAMEDA COUNTY COLISEUM



The Oakland Coliseum has served as the home for the A's since the franchise moved to Oakland in 1968.

The A's have used the facility to their advantage over the years, posting a 988-713 (.581) home record over the last 21 seasons, which is fifth best in the majors. In 2003, the A's set an Oakland record for home wins as they finished with a 57-24 (.704) record in the Coliseum, marking the most home wins in franchise history since 1931 when the Philadelphia Athletics went 60-15 at home. In addition, two of the A's World Championships have been clinched on the Coliseum's turf.

The facility is conveniently located adjacent to I-880 with two exits (Hegenberger Road/66th Avenue) leading directly to the complex. Along with the Oakland Arena, which is located adjacent, it is the only major entertainment facility with a dedicated stop on the Bay Area Rapid Transit (BART) system. The Oakland International Airport is less than a two-mile drive from the Coliseum with shuttle service to several local hotels and restaurants.

In October of 1995, the Coliseum began a one-year, \$120 million renovation project that added 22,000 new seats, 90 luxury suites, two private clubs and two state-of-the-art scoreboards.

As part of the team's new 10-year lease arrangement prior to the 2015 season, an additional \$10 million in improvements was added, including the installation of new High Definition Video boards and the addition of the Treehouse and the A's Stomping Ground.

The first crowd filled the Oakland-Alameda County Coliseum on Sept. 8, 1966, when the AFL's Oakland Raiders played the Kansas City Chiefs. The adjacent arena celebrated its grand opening on Nov. 9, 1966, when the Oakland Seals met the San Diego Gulls in hockey. The first A's game came on April 17, 1968 against the Baltimore Orioles.

In the ensuing 53 years, the facility has hosted every conceivable event in the entertainment industry, including concerts, conventions and other large gatherings. Audiences numbering over 100 million have made the Coliseum and Arena the premier entertainment facilities in Northern California.

## OAKLAND COLISEUM QUICK FACTS

**Location:** Adjacent to 880 freeway between Hegenberger Road and 66th Avenue  
**Seating Capacities:** 46,847 (baseball); 56,063 (football); 70,000 (concerts)  
**Parking Capacity:** 8500 slots  
**Ground Breaking:** April 15, 1964  
**First Event:** Oakland Raiders vs. Kansas City Chiefs, Sept. 8, 1966  
**First Baseball Game:** Oakland A's vs. Baltimore Orioles, Apr. 17, 1968  
**Complex Area:** 120 acres  
**Surface:** Natural Grass  
**Elevation:** 22' below sea level

### STADIUM DIMENSIONS

<b>Left Field Line:</b> 330 feet	<b>Right Field Line:</b> 330 feet
<b>Straight Away Left Field:</b> 367 feet	<b>Straight Away Right Field:</b> 367 feet
<b>Left Center Field:</b> 362 feet	<b>Right Center Field:</b> 362 feet
<b>Left Center Power Alley:</b> 388 feet	<b>Right Center Power Alley:</b> 388 feet
<b>Straight Away Center Field:</b> 400 feet	
<b>Height of Wall:</b> 8 feet down the lines and to center field; 15 feet in the alleys	
<b>Distance Between First and Third Base to Bullpen Mounds:</b> 100 feet	
<b>Distance Between First and Third Base to Middle of Dugouts:</b> 75 feet	

# COLISEUM ATTENDANCE RECORDS

## YEARLY ATTENDANCE TOTALS

Year	Home Dates	Total Home Attendance	Home Average	Single Game High-Home	Road Dates	Total Road Attendance	Road Average
1968	78	837,466	10,737	47,233, Apr. 17 vs. Baltimore	68	960,210	14,121
1969	72	778,232	10,809	35,243, May 10 vs. New York	71	992,124	13,974
1970	77	778,355	10,109	48,758, June 6 vs. Detroit	73	971,568	13,309
1971	73	914,993	12,534	42,970, May 22 vs. Minnesota	70	1,222,741	17,468
1972	70	921,323	13,162	47,741, June 12 vs. Baltimore	71	1,115,553	15,712
1973	79	1,000,763	12,668	47,570, Sept. 10 vs. Kansas City	75	1,382,250	18,430
1974	76	845,693	11,128	47,570, July 8 vs. Cleveland	77	1,526,630	19,826
1975	77	1,075,518	13,968	46,378, Aug. 11 vs. Boston	72	1,436,383	19,950
1976	79	780,593	9,881	42,592, July 24 vs. Kansas City	74	1,392,109	18,812
1977	72	495,412	6,881	32,346, May 16 vs. New York	75	1,195,138	15,935
1978	72	526,999	7,319	36,463, June 5 vs. Boston	76	1,381,142	18,173
1979	77	306,763	3,984	19,538, July 6 vs. New York	80	1,393,196	17,415
1980	75	842,259	11,230	49,300, Aug. 25 vs. New York	78	1,572,926	20,166
1981	51	1,311,761	25,721	48,592, May 3 vs. New York	51	1,105,337	21,673
1982	78	1,735,489	22,250	48,348, Apr. 6 vs. California	78	1,709,054	21,911
1983	77	1,294,941	16,817	45,413, July 4 vs. Texas	76	1,557,202	20,490
1984	79	1,353,281	17,130	46,238, May 28 vs. Detroit	79	1,565,597	19,818
1985	77	1,334,599	17,332	46,770, July 4 vs. Toronto	80	1,666,480	20,831
1986	79	1,314,646	16,641	44,726, Apr. 8 vs. Minnesota	78	1,614,837	20,703
1987	80	1,678,921	20,987	46,120, Apr. 10 vs. California	81	1,930,731	23,836
1988	79	2,287,335	28,954	45,333, Apr. 4 vs. Seattle	80	2,251,515	28,144
1989	81	2,667,225	32,929	46,163, Apr. 3 vs. Seattle	80	2,283,228	28,540
1990	80	2,900,217	36,253	45,207, Apr. 9 vs. Minnesota	79	2,597,920	32,885
1991	81	2,713,493	33,500	44,595, June 9 vs. Boston	80	2,636,157	32,952
1992	81	2,494,160	30,792	44,078, Apr. 6 vs. Kansas City	81	2,438,292	30,102
1993	79	2,035,025	25,760	43,627, July 4 vs. New York	79	2,326,919	29,455
1994	56	1,242,692	22,191	44,501, Aug. 7 vs. Texas	58	1,799,360	31,023
1995	71	1,174,310	16,540	42,596, July 3 vs. Milwaukee	71	1,753,085	24,691
1996	80	1,148,380	14,355	36,129, July 5 vs. California	79	2,091,338	26,473
1997	79	1,264,218	16,003	50,792, Sept. 1 vs. San Francisco	80	2,362,054	29,526
1998	79	1,232,339	15,599	48,241, Aug. 1 vs. Cleveland	81	2,331,755	28,787
1999	81	1,434,610	17,711	51,263, July 17 vs. San Francisco	80	2,238,111	27,976
2000	81	1,728,886	21,344	54,268, July 8 vs. Arizona	80	2,466,594	30,832
2001	81	2,133,277	26,337	51,838, July 3 vs. Anaheim	80	2,266,814	28,335
2002	81	2,169,811	26,788	55,528, Sept. 4 vs. Kansas City	81	2,416,196	29,830
2003	81	2,216,596	27,365	55,601, July 5 vs. Anaheim	80	2,151,375	26,892
2004	81	2,201,516	27,179	55,989, June 26 vs. San Francisco	81	2,585,067	31,914
2005	81	2,109,118	26,038	47,385, August 13 vs. Minnesota	81	2,420,496	29,883
2006	81	1,976,625	24,403	35,077, nine times	80	2,575,336	32,192
2007	81	1,921,834	23,726	35,077, nine times	81	2,649,528	32,710
2008	81	1,665,256	20,559	44,735, March 26 vs. Boston*	79	2,365,526	29,943
2009	81	1,408,783	17,392	36,067, April 10 vs. Seattle	80	2,316,520	28,957
2010	81	1,418,391	17,511	35,067, twice	81	2,407,313	29,720
2011	80	1,476,791	18,460	36,067, four times	81	2,468,614	30,477
2012	81	1,679,013	20,729	44,227, March 28 vs. Seattle*	81	2,428,269	29,979
2013	81	1,809,302	22,337	36,067, five times	81	2,374,402	29,314
2014	80	2,003,628	25,045	36,067, 12 times	81	2,329,345	28,757
2015	81	1,768,175	21,829	36,067, four times	81	2,391,645	29,526
2016	81	1,521,506	18,784	36,067, June 30 vs. San Francisco	81	2,390,449	29,512
2017	80	1,475,721	18,447	40,019, July 3 vs. Chicago (AL)	80	2,357,284	29,466
2018	80	1,527,588	19,095	56,310, July 21 vs. San Francisco	80	2,299,865	28,748
2019	81	1,662,211	20,521	53,367, Aug. 24 vs. San Francisco	81	2,236,823	27,615
<b>Totals</b>	<b>4041</b>	<b>78,596,071</b>	<b>19,449</b>		<b>4022</b>	<b>102,698,403</b>	<b>25,534</b>
<b>Yearly Average</b>		<b>1,511,463</b>				<b>1,974,969</b>	

\* Tokyo, Japan

**Coliseum Attendance Records, continued**

**ALL-TIME OAKLAND ATTENDANCE RECORDS**

<b>Season</b>	Total .....	5,498,137 (1990)	
	Home .....	2,900,217 (1990)	
	Road .....	2,649,528 (2007)	
	Homestand .....	518,534 (July 12-26, 1990; 14 dates)	
	Homestand Avg.....	39,667 (Aug. 7-12, 2001; 238,000 in 6 dates)	
	Road Trip .....	450,462 (June 14-27, 2002; 13 dates)	
	Home vs. One Club .....	296,512 (Los Angeles, 2005; 10 dates)	
	Road vs. One Club .....	443,347 (Texas, 2012; 10 dates)	
	Home Sellouts.....	20 (1990)	
	Consecutive Sellouts .....	5 (July 22-26, 1989; Baltimore 2 and California 3)	
	<b>Single Game</b>	Home .....	56,310 (San Francisco; July 21, 2018-N)
		Home, Regular Season .....	56,310 (San Francisco; July 21, 2018-N)
		Road .....	62,038 (San Francisco; Oct. 27, 1989-N)
Road, Regular Season .....		61,696 (California; Aug. 11, 1989-N)	
Day, Home .....		55,413 (San Francisco; June 22, 2003)	
Day, Road .....		60,326 (California; Aug. 13, 1989)	
Night, Home .....		56,310 (San Francisco; July 21, 2018-N)	
Smallest, Home .....		653 (Seattle; Apr. 17, 1979-N)	
Smallest, Road .....		1,201 (Baltimore; May 11, 1989-D)	
<b>Doubleheader</b>		Home .....	48,592 (New York; May 3, 1981-D)
	Road .....	53,565 (Detroit; July 25, 1971-D)	
	Twi-Night, Home .....	47,768 (New York; June 13, 1980)	
	Twi-Night, Road .....	51,017 (Minnesota; July 28, 1990)	
<b>Season Opener</b>	Home .....	53,498 (Detroit; Apr. 3, 2000-N)	
	Home, Secondary .....	47,233 (Baltimore; Apr. 17, 1968-N)	
	Road .....	52,012 (Milwaukee; Apr. 5, 1994-D)	
	Road, Secondary .....	56,717 (New York; Apr. 10, 1998-D)	
<b>Three Date Series</b>	Home .....	158,152 (San Francisco; June 25-27, 2004)	
	Road .....	175,058 (California; Aug. 11-13, 1989)	
<b>Four Date Series</b>	Home .....	162,410 (New York; July 18-21, 1991)	
	Road .....	201,607 (Toronto; July 9-12, 1992)	

**TOP REGULAR SEASON CROWDS IN OAKLAND**

Attend.	Opponent	Date	Day	W-L
56,310	San Francisco	July 21, 2018	Saturday-N	W
55,989	San Francisco	June 26, 2004	Saturday-N	W
55,601	Anaheim	July 5, 2003	Saturday-N	L
55,528	Kansas City	Sept. 4, 2002	Wednesday-N	W
55,413	San Francisco	June 22, 2003	Sunday-D	W
54,513	New York	Apr. 24, 2002	Wednesday-N	L
54,268	Arizona	July 8, 2000	Saturday-N	W
54,123	San Francisco	June 30, 2002	Sunday-D	W
53,974	San Francisco	June 27, 2004	Sunday-D	L
53,802	Kansas City	July 5, 2002	Friday-N	W

**LARGEST COLISEUM BASEBALL CROWDS**

Attend.	Opponent	Date	Day	W-L
56,310	San Francisco	July 21, 2018	—	W
55,989	San Francisco	June 26, 2004	—	W
55,861	New York	Oct. 13, 2001	ALDS, Game 3	L
55,601	Anaheim	July 5, 2003	Fireworks	L
55,528	Kansas City	Sept. 4, 2002	AL Record 20th straight win	W
55,413	San Francisco	June 22, 2003	—	W
54,513	New York	Apr. 24, 2002	—	L
54,268	Arizona	July 8, 2000	Fireworks	W
54,123	San Francisco	June 30, 2002	—	W
54,005	Tampa Bay	October 2, 2019	ALWC	L

**TOP REGULAR SEASON CROWDS ON THE ROAD**

Attend.	Opponent	Date	Day	W-L
61,696	California	Aug. 11, 1989	Friday-N	W
60,326	California	Aug. 13, 1989	Sunday-D	L
58,963	California	Apr. 24, 1982	Saturday-N	L
56,717	New York	Apr. 10, 1998	Friday-D	L
56,710	New York	Apr. 11, 1997	Friday-D	W
56,535	Seattle	Sept. 20, 1996	Friday-N	L
56,103	Seattle	Sept. 21, 1996	Saturday-N	L
55,927	Seattle	Sept. 28, 1997	Sunday-D	W
55,588	Seattle	Sept. 26, 1997	Friday-N	W
55,034	New York	May 30, 1987	Sunday-D	L

**LARGEST CROWDS ON THE ROAD**

Attend.	Opponent	Date	Day	W-L
62,038	San Francisco	Oct. 27, 1989	World Series, Game 3	W
62,032	San Francisco	Oct. 28, 1989	World Series, Game 4	W
61,696	California	Aug. 11, 1989	—	W
60,326	California	Aug. 13, 1989	—	L
58,963	California	Apr. 24, 1982	—	L
56,915	New York	Oct. 7, 2000	ALDS, Game 4	W
56,717	New York	Apr. 10, 1998	—	L
56,710	New York	Apr. 11, 1997	—	W
56,697	New York	Oct. 10, 2001	ALDS, Game 1	W
56,684	New York	Oct. 11, 2001	ALDS, Game 2	W

## TOP REGULAR SEASON CROWDS VS. CLUBS

Club	Attendance	Date
Arizona	54,268	July 8, 2000
Atlanta	35,618	June 11, 2003
Baltimore	47,741	June 12, 1972
Boston	50,863	Aug. 8, 2001
Chicago	45,712	July 2, 2005
Chicago (NL)	35,067	July 3, 2013
Cincinnati	29,601	June 9, 2004
Cleveland	48,241	Aug. 1, 1998
Colorado	25,333	June 15, 1997
Detroit	53,498	Apr. 3, 2000
Houston	35,065	June 9, 2002
Kansas City	55,528	Sept. 4, 2002
Los Angeles	55,601	July 5, 2003
Los Angeles (NL)	35,163	July 14, 2001
Milwaukee	45,398	Apr. 3, 1984

Club	Attendance	Date
Miami	22,461	June 22, 2008
Minnesota	47,385	Aug. 13, 2005
New York	54,513	Apr. 24, 2002
New York (NL)	27,598	June 15, 2005
Philadelphia	35,067	Sept. 19, 2014
Pittsburgh	34,328	June 13, 2004
San Diego	40,374	July 2, 1998
San Francisco	56,310	July 21, 2018
Seattle	46,786	Apr. 17, 1981
St. Louis	35,077	June 17, 2007
Tampa Bay	48,089	August 28, 2004
Texas	45,606	Oct. 1, 2000
Toronto	46,770	July 4, 1985
Washington	36,067	May 10, 2014

## TOP REGULAR SEASON CROWDS BY BALLPARK

Club	Ballpark	Att.	Date
Arizona	Chase Field	36,976	July 7, 2001
Atlanta	Turner Field	40,760	Aug. 16, 2014
Baltimore	Camden Yards	48,271	April 4, 2005
Boston	Fenway Park	38,294	July 6, 2009
Chicago	Guaranteed Rate Field	42,483	June 6, 1992
Chicago (NL)	Wrigley Field	40,721	Aug. 5, 2019
Cincinnati	Great American	34,640	Aug. 6, 2013
Cleveland	Progressive Field	43,276	Aug. 24, 2000
Colorado	Coors Field	48,308	Aug. 30, 1997
Detroit	Comerica Park	42,477	June 30, 2014
Houston	Minute Maid Park	43,171	Aug. 27, 2018
Kansas City	Kauffman Stadium	41,329	Sept. 21, 1980
Los Angeles	Angel Stadium	61,696	Aug. 11, 1989
Los Angeles (NL)	Dodger Stadium	51,788	July 29, 2015
Miami	Marlins Park	21,917	June 29, 2014

Club	Ballpark	Att.	Date
Milwaukee	Miller Park	25,912	June 5, 2013
Minnesota	Target Field	40,847	Sept. 18, 2010
New York	Yankee Stadium	47,343	Aug. 23, 2011
New York (NL)	Citi Field	39,629	July 22, 2017
Philadelphia	Citizens Bank	45,863	June 26, 2011
Pittsburgh	PNC Park	30,549	June 19, 2002
San Diego	Petco Park	39,874	June 28, 2006
San Francisco	AT&T Park	43,069	May 21, 2005
Seattle	Safeco Field	47,065	April 8, 2016
St. Louis	Busch Stadium	44,871	June 26, 2019
Tampa Bay	Tropicana Field	35,325	July 26, 1998
Texas	Rangers Ballpark	50,708	July 31, 2004
Toronto	Rogers Centre	50,529	Sept. 8, 1993
Washington	Nationals Park	—	—

# COLISEUM RAINOUTS & SHORTENED GAMES

## RAINFOUTS AT THE COLISEUM

1972	Sept. 25 vs. Minnesota	1982	Apr. 10 vs. Seattle	1993	Apr. 23 vs. Cleveland	2014	Mar. 29 vs. San Fran.*
	Sept. 26 vs. Minnesota	1983	Apr. 23 vs. Boston		May 27 vs. Minnesota		Apr. 1 vs. Cleveland
	Oct. 17 vs. Cincinnati		Apr. 30 vs. Detroit		May 15 vs. Baltimore		Apr. 4 vs. Seattle
1978	April 15 vs. California		Sept. 30 vs. Chicago	1996	Aug. 19 vs. Boston	2017	April 16 vs. Houston
	Apr. 24 vs. Minnesota	1988	May 6 vs. Cleveland	1998	Apr. 3 vs. New York		
1979	Apr. 26 vs. New York	1990	May 27 vs. Cleveland		May 5 vs. Detroit		<i>*indicates Spring Training</i>

## SHORTENED GAMES IN OAKLAND

1968	vs. Detroit, May 24 (called after 7 innings tied at 2-2)
1971	vs. Kansas City, Apr. 9 (called after top of the 6th; A's won 5-0)
1999	vs. New York, Apr. 5 (called after 8 innings; A's won 5-3)
2002	vs. Seattle, Apr. 16 (called after top of the 7th; A's lost 6-2)
2005	vs. Texas, May 4 (called after top of the 9th; A's lost 16-7)
2012	vs. Kansas City, April 10 (called with two outs in top of 8th; A's lost 3-0)

## COLISEUM GROUND RULES

Fly ball striking foul poles and/or screen above fence	Home Run
Ball sticking or going behind fence padding in right or left field	Two Bases
Ball going into bullpen bench and rebounding on to playing field	In Play
Ball remaining on or under bullpen bench	Two Bases
Ball hitting any portion of the fence or screen in back of home plate	In Play

---

## **MEDIA INFORMATION AND POLICIES**

---

**WORKING PRESS CREDENTIALS:** Credentials will be issued only to legitimate media. Season credentials will be issued to those news agencies that cover the Athletics on a daily basis. Requests for daily credentials must be submitted at least 48 hours in advance by the affiliation's editor, producer or director on Major League Baseball's online site <https://credentials.mlb.com>. A headshot is required for all credentials, including dailies. A headshot must be submitted via the credential website for every person requesting a credential. All credentials are non-transferable. All members of the media must be on assignment.

**PHOTO CREDENTIALS:** Photo passes will be issued to photographers on assignment from legitimate news gathering organizations and representatives licensed by Major League Baseball. The Oakland A's will only issue credentials to freelance photographers who are on assignment. Priority in all photo areas will be granted to news organizations on deadline and those holding season credentials. All photographs taken are to be used for news-gathering purposes or officially licensed products. Any other use of photographs will be considered a violation of existing trademark and copyright restrictions.

**ROVING CAMERAS:** Television cameras are prohibited from roving in the stands at all times. For the comfort of fans, interviews are to be conducted on the concourse and not in the stands while the game is in progress.

**PRESS WILL CALL:** Starting four-and-a-half hours before game time, credentials may be picked up at the A's Executive Offices located on the A's Championship Plaza attached to Oakland Arena.

**CLUBHOUSES:** The Athletics clubhouse is located on the third base side and the visitors' is located on the first base side. Access can be obtained by taking the press elevator to FL-lockers or through the door on the right near the end of the hall after you enter through the North Press Gate. Only credentialed media with clubhouse access will be admitted. TV cameras and photographers are not allowed in the clubhouse prior to the game and only TV cameras are permitted in the clubhouse following the game (no still photographers). The A's clubhouse is open to the media at least three-and-a-half hours prior to the game and then will close when the A's take the field for batting practice. The clubhouse will open no later than 10 minutes following the game. At times, certain additional restrictions may be imposed. Please do not lounge in the clubhouse at any time. The break area, the trainer's room and the umpire's dressing room are off limits to the media. If a comment or interpretation from the umpire crew chief is needed, a pool reporter may be assigned.

**FIELD ACCESS:** Only credentialed media with field access will be allowed onto the field. All media must clear the field immediately following batting practice. Only newspaper and magazine photographers will be allowed on the field level during the game.

**POST-GAME PROCEDURES:** Manager Bob Melvin will be available to the media in the media interview room approximately 10 minutes after the conclusion of the game. Please ask any questions of the manager related to the game during this post-game session. Also, please be respectful of those members of the media who are on deadline when directing questions to the manager and players. Once again, please do not lounge in the clubhouse or attempt to conduct full-length interviews after a game.

**LIVE TRANSMISSIONS:** Non-rightsholders are permitted to transmit live reports from the Coliseum prior to and after every game. Live television shots by non-rightsholders are prohibited while the rightsholder is on the air and the game is in progress. Radio stations and assigned correspondents for out-of-town reports are allowed to give inning or half-inning updates. Reports must be confined to between-innings only, limited to 60 seconds in length, and limited to six per game. A violation of these Major League Baseball guidelines may result in the revocation of credentials.

**SCOUTS:** Major League scouts are not allowed to scout from the press box during the game. However, scouts are welcome in the press box prior to first pitch to pick up game information. If scouts wish to work in the press box pre-game, they may work from the auxiliary (third base) side of the press box.



**PRESS BOX:** The press box and all broadcast positions are located on the loge level. Access is by the press elevator only (3-press). The first base side (main press box) is reserved for those with main press box access only. Each seat in the main press box is assigned. If your name or outlet does not appear on a seat tag, you may find a seat in the auxiliary press box (third base side). The press box is a working area. Cheering and loud conversation will not be permitted. The Oakland A's prohibit any person under the age of 18 from entering the press box on game days without prior approval from the A's Communications Department. Guests are not allowed in the press box without prior approval from the A's Communications Department.

**PRESS LOUNGE:** The press lounge is located behind Section 117 (level one from the press elevator). It opens two hours prior to the game and closes at game time. The charge is \$10.00 and meal tickets are available for purchase in the lounge. Media members must be properly credentialed for admittance into the dining room.

**COMMUNICATIONS OFFICE:** The Oakland Athletics Communications Office is located within the team's executive offices at Jack London Square.

**PRESS BOX SERVICES:** Game notes, statistics, starting lineups and other pertinent news releases from both teams are available in the main press box (first base side) for working press and scouts only. Post-game notes and the game's box score will be available shortly after the conclusion of the game. Information guides for all clubs are available upon request from a member of the A's communications staff in the press box. All information is also available online at <http://press-box.athletics.com>.

**A'S MEDIA ALERTS:** The A's Communications Department features a media-only Twitter account to provide as up-to-date information as possible. For clubhouse hours, interview times and various media alerts, please follow @AsMediaAlerts. Player transactions and other relevant game information will continue to be posted at @AthleticsPR.

**AUTOGRAPH AND PHOTOGRAPH POLICY:** Credentialed members of the media are prohibited from requesting autographs, photographs or equipment on the playing field, in the dugout or in the clubhouses. Any violation of this policy will result in immediate revocation of the credential and bar future use.

**TELEPHONES, WIFI SERVICE:** Phone lines in the main press box may be ordered by calling Doug Tsang of AT&T at (510) 334-4175. Additionally, complimentary WiFi service is available in the press box.

**TICKETS:** All requests for media complimentary tickets must be made to Fernando Alcalá at least 48 hours prior to game time. When available, tickets may be picked up at Press Will Call. There is a limit of two tickets per game.

## OAKLAND ATHLETICS COMMUNICATIONS DEPARTMENT

### Communications Staff

	Direct Phone	E-Mail Address
Catherine Aker, Vice President, Communications and Community	(510) 563-2380	caker@athletics.com
Fernando Alcalá, Director of Baseball Communications	563-2236	falcala@athletics.com
Erica George, Director of Corporate Communications	746-4419	egeorge@athletics.com
Mike Selleck, Baseball Information Manager	563-2233	mselleck@athletics.com
Mark Ling, Baseball Communications Manager	746-4418	miling@athletics.com
Olivia Hummer, Baseball Communications Coordinator	563-2207	ohummer@athletics.com

7000 Coliseum Way • Oakland, CA 94621  
(510) 638-4900

Virtual Press Box: [pressbox.athletics.com](http://pressbox.athletics.com)  
Website: [athletics.com](http://athletics.com)

## ATHLETICS ON THE AIR

### KEN KORACH

#### Radio Play-by-Play

The 2020 season will mark Ken Korach's 29th year in the American League, his 25th with the A's and his 15th as the team's lead radio announcer. In the long history of the A's in Oakland, he matches 2017 Ford C. Frick Award recipient Bill King for the most time spent doing play-by-play on radio for the A's.

Korach's first MLB job was in Chicago, where he spent four years broadcasting mostly weekend games for the White Sox. He also spent six full seasons in the minor leagues, beginning in 1984 with the Redwood Pioneers of the California League. He also worked in the Pacific Coast League in Phoenix (1986-87) and Las Vegas (1989-91). His national credits include broadcasting select MLB games for ESPN Radio and several bowl games.

Korach was hired in 1985 to broadcast San Jose State football on KCBS Radio and he spent 22 years doing football and basketball on radio and television for Sonoma State, San Jose State and UNLV.

He is the author of *Holy Toledo, Lessons from Bill King*, *Renaissance Man of the Mic*, which was published by Wellstone Books in 2013 and spent over a month as the number one best-selling baseball book on Amazon.com. Ken's second book, *If These Walls Could Talk: Oakland A's*, cowritten by San Francisco Chronicle A's beat writer Susan Slusser, was released in the spring of 2019 by Triumph Books.

Korach was inducted into the Bay Area Radio Hall of Fame in September of 2019 and honored as the 2013 California Sportscaster of the Year and the 2001 Nevada Sportscaster of the Year by the National Sports Media Association. He was inducted in 2017 into the Jewish Sports Hall of Fame of Northern California and in 2003 into the Nevada Broadcasters Hall of Fame.

His charitable work includes the establishment of Ken Korach's A's Winning for the Community, which raised \$50,000 for the high school baseball programs in Oakland, including Ken's personal contribution of \$15,000.

Korach is a graduate of UC Santa Barbara and he and his wife Denise are parents of their daughter, Emilee. They make their home in Henderson, Nev. and Pleasanton, Calif.



### VINCE COTRONEO

#### Radio Play-by-Play

Vince Cotroneo begins his 15th season in the A's radio booth, where he again will work with broadcast partners Ken Korach and Ray Fosse in continuing the team's tradition of broadcasting excellence.

Prior to joining the A's, Cotroneo spent six seasons (1998-2003) as an announcer on the Texas Rangers broadcasts, where he partnered with Eric Nadel on the Rangers Radio Network. He also worked over 20 games on the television side during the 2002 season. Cotroneo joined the Rangers broadcast team in 1998 after spending seven seasons (1991-97) with the Houston Astros.

A 31-year broadcasting veteran, Cotroneo began his career with the Single-A Lynchburg Mets in 1984. He spent the next three seasons with the Double-A El Paso Diablos in the Milwaukee system before moving onto the Triple-A Iowa Cubs for the 1988 season. In his only season with Iowa, he was selected as the National Association's Minor League Announcer of the Year. Cotroneo joined the Astros organization the following season and was the radio voice of the Tucson Toros for two seasons (1989-90) before landing his first Major League job with the Astros in 1991.

A 1983 graduate of the University of Central Florida, Cotroneo and his wife, Veronica, have three children, Dominic, Olivia and Sophia.



## RAY FOSSE

### Radio and Television Analyst

Ray Fosse, former two-time Major League All-Star catcher and Emmy Award-winning broadcaster, celebrates his 35th consecutive season on radio and his 32nd season in the television booth as the A's game analyst.

Fosse, a 12-year major league veteran, played for the Cleveland Indians, Oakland A's, Seattle Mariners and Milwaukee Brewers, compiling a .256 batting average with 61 home runs. A native of Marion, Ill., Fosse attended Southern Illinois University, and was Cleveland's No. 1 draft pick in 1965. He made his Major League debut with the Indians in 1967 and spent the next six seasons in Cleveland. Fosse enjoyed his most productive season in 1970 when he batted .307 with a career-high 18 home runs and 61 RBI. He was named the American League All-Star catcher, received the Rawlings Gold Glove as the best defensive catcher in the American League, and was voted Co-Man of the Year with Sam McDowell that season.

In 1971, Fosse was named starting catcher for the American League All-Star team and received his second Rawlings Gold Glove. He was traded to the Oakland A's in 1973, and played for the 1973 and 1974 World Champions in Oakland.

In 2002, Fosse was voted one of the 100 greatest players in Cleveland Indians history. He was named to the Oakland A's 50th Anniversary Team in 2018 and was inducted into the St. Louis Hall of Fame on February 11, 2019.

Ray and his wife, Carol, were married April 4, 1970, and celebrate their 50th anniversary in 2020. Ray and Carol reside in California and Arizona. They have two married daughters, four grandchildren and support several museums, universities, libraries and charitable organizations.



## GLEN KUIPER

### Television Play-by-Play

Glen Kuiper begins his 17th season in the A's television booth as the club's lead play-by-play voice.

Kuiper has covered the Bay Area baseball scene for NBC Sports California since 1992, serving as pre-game host and fill-in play-by-play announcer for both A's and Giants telecasts. He has also worked on Comcast SportsNet's Golden State Warriors and San Jose Sharks telecasts, along with numerous collegiate assignments. He has also handled sideline reporting duties for select National Football League games on Fox. Kuiper has won 13 Northern California Emmy Awards for his coverage of Bay Area sports teams.

Glen is the youngest brother in a talented broadcasting family. His oldest brother, Duane, is a longtime member of the San Francisco Giants announcing team while older brother, Jeff, produces the Giants NBC Sports Bay Area telecasts.

Kuiper graduated from San Francisco State University with a bachelor's degree in broadcasting. He also attended the University of New Orleans and spent three years in the minor leagues. A native of Racine, Wis., Kuiper resides in Danville, Calif. with his wife, Amanda and two children, Jack and Annette.




## DALLAS BRADEN

### Television Analyst

Dallas Braden enters his third season as an A's television color commentator and field analyst after spending 2017 as a pre- and postgame host for NBC Sports California.

Braden was Oakland's 24th round pick in 2004 and made his Major League debut with the A's in 2007. In his five-year playing career—all with Oakland—he compiled a 26-36 record to go along with a 4.16 career ERA. The highlight of Braden's playing career came on May 9, 2010 when he threw the 19th perfect game in MLB history against the Tampa Bay Rays on Mother's Day.



After retiring in 2014, Braden joined ESPN as a studio and color analyst. He left ESPN in 2017 to join NBC Sports California.

A native of Stockton, Calif., Braden resides in Simi Valley, Calif. with his wife, Meg, and their daughter, Kinslee.

## CHRIS TOWNSEND

### Host and Senior Broadcast Producer

Chris Townsend enters his second season as Host and Senior Broadcast Producer for A's Cast. In this role, he is responsible for creating and delivering multimedia A's content across multiple platforms.

Townsend also hosts A's Cast Live, the A's pre and post-game shows and is an in-studio host during the broadcasts. Fans will continue to be able to engage with him during the games from inside the broadcast center at The Treehouse.

Townsend has worked in numerous capacities covering the A's, from prior roles in both TV and radio. He joins the A's after working for a number of local sports companies, including 95.7 The Game, KNBR 680, and CSN Sports Bay Area. Chris has lived in the Bay Area for more than 25 years after attending San Jose State and playing baseball for the Spartans.

His grandfather Bob Elliott was the first 3rd baseman in baseball history to win the MVP in 1947. Elliott was a seven time all-star during his 15 year career. He also was the manager of the Kansas City Athletics in 1960.



## AMAURY PI-GONZÁLEZ

### Radio Play-by-Play (Spanish)

Amaury Pi-González, a pioneer in establishing Spanish baseball radio play-by-play in the Bay Area, serves as the "Voice of the A's" for Spanish broadcasts. This will be his 27th season doing A's broadcasts, having filled that role from 1978-93, 2009-10 and again the past eight seasons.

Well-known and respected in both English and Spanish media circles, Pi-González enters his 43rd season in Major League Baseball in 2020. He began his career in 1977 with the Athletics and has also broadcast for the San Francisco Giants, Seattle Mariners and Los Angeles Angels. He was the Spanish play-by-play on Television for the Los Angeles Angels on Fox Deportes LA from 2010-2017. Amaury also produces and hosts "Béisbol en la Bahía" for KIQI 1010 AM.

During his tenure, Pi-González has called the 1986 World Series for CBS Hispanic Network, the 1988, 1989 and 1990 Series for the A's, and the 2002 Series for the Giants. The Fremont, Calif., resident previously served five years as sports anchor for Telemundo TV48 in San Jose and was the Spanish voice for the NBA's Golden State Warriors (1992-98) and Los Angeles Clippers. In addition, he was the English voice for the Caribbean World Series for Fox Sports International in 2001 and 2002. Most recently, he called the 2018 and 2019 American League Wild Card Game for A's radio and provided color commentary for a San Jose Sharks game via their Spanish Radio/TV Sap audio formats in both 2018 and 2019. He also covers the Sharks for SportsRadioService.com.

Born in Cuba, Amaury was inducted into the Cuban Sports Hall of Fame in 2004 and into the Hispanic Heritage Baseball Museum in 2004. He was inducted into the Bay Area Radio Hall of Fame in 2009 and is a cofounder and vice president of the Hispanic Heritage Baseball Museum and Hall of Fame. He was named to the New York City Advisory Board of the American Sportscasters Association in 2016. Pi-Gonzalez also called the victory parades for the Giants in 2010, 2012 and 2014, for the Warriors in 2015, and Sharks games in the Stanley Cup Finals in 2016 for Telemundo.



## A'S CAST

A's Cast is a free 24/7 streaming station on the TuneIn Radio platform that allows Oakland A's fans, and baseball fans alike, to experience exclusive live and recorded content throughout each day. A's Cast includes all live game broadcasts and over 10 unique titles that are transmitted on the TuneIn channel. Each episode is also available on-demand for users outside of Northern California on Athletics.com/Podcasts.

## MANOLO HERNÁNDEZ-DOUEN

### Radio Analyst and Play-by-Play (Spanish)

Manolo Hernández-Douen is in his 12th season as the Athletics analyst and play-by-play announcer for Spanish broadcasts. He has over 48 years of experience in journalism and has covered a variety of sports during that span.

A graduate of Universidad Católica Andrés Bello in his native Caracas, Hernández-Douen has covered the Olympic and Pan American Games, world championship boxing matches and winter league baseball, including the Caribbean Series. He was Venezuela's Sportswriter of the Year in 1979 and for five seasons was the basketball radio analyst for the Caracas Liga Especial de Balocesto team.

Since moving to California in 1982, he has covered the NBA and Major League Baseball for several of the highest circulation Spanish newspapers in the United States including La Opinión in Los Angeles.

Most recently, he was the Sports Editor for El Nuevo Herald in Miami from 2000 to 2007, covered feature stories for *lasmayores.com* (MLB in Spanish) from 2008-2017, he's *beisbolporgotas.com's* Editor/Writer and is in charge of his own Sports Radio Program, *AcciónXGotas*, at KIQI 1010AM.

A proud father of two, Franklin and Cristina, and Kayla's, Khloe's and Liliana's grandfather, Manolo resides in San Leandro.



## JOSE LUIS ORELLANA

### Radio Analyst (Spanish)

Jose Luis Orellana is in his ninth season serving as the Athletics Spanish radio engineer and broadcaster. He has more than 36 years of experience in radio covering multiple sports.

A graduate of the University of El Salvador, Orellana began his career in 1980 covering first division soccer in his native El Salvador. During his career, he was a correspondent for "Punto Deportivo" and has covered events including the 1986 World Cup in Mexico, 1994 World Cup in the United States and the 1998 World Cup in France, as well as the 2002 Central America Student Games in El Salvador.

Orellana has two children, Jose and Carlos Alberto, and resides in Antioch.



## ATHLETICS BROADCAST HISTORY

1938	WIBG: By Saam	1959	WDAF: Merle Harmon, Bill Grigsby	1972	KEEN: Monte Moore, Jim Woods, Jim Piersall
1939	WIBG: By Saam	1960	WDAF: Merle Harmon, Bill Grigsby		KBHK-TV: Monte Moore, Jim Woods
1940	WIBG: By Saam, Claude Haring	1961	WDAF: Merle Harmon, Bill Grigsby	1973	KEEN: Monte Moore, Jim Woods
1941	WIBG: By Saam, Claude Haring	1962	KCMO: Monte Moore, Bruce Rice		KTVU-TV: Monte Moore, Jim Woods
1942	WIBG: By Saam, Claude Haring	1963	KCMO: Monte Moore, George Bryson	1974	KEEN: Monte Moore, Jon Miller, Bill Rigney
1943	WIBG: By Saam, Claude Haring	1964	KCMO: Monte Moore, George Bryson		KTVU-TV: Monte Moore, Jon Miller
1944	WIBG: By Saam, Claude Haring	1965	KCMO: Monte Moore, Red Rush	1975	KEEN: Monte Moore, Bob Waller
1945	WIBG: By Saam, Claude Haring	1966	KCMO: Monte Moore, Lynn Faris		KPIX-TV: Monte Moore, Bob Waller
1946	WIBG: By Saam, Claude Haring	1967	KCMO: Monte Moore, Lynn Faris	1976	KNBR: Monte Moore, Bob Waller
1947	WIBG: By Saam, Claude Haring	1968	KNBR: Monte Moore, Al Helfer		KPIX-TV: Monte Moore, Wayne Walker
1948	WIBG: By Saam, Claude Haring	1969	KNBR: Monte Moore, Al Helfer	1977	KNBR: Monte Moore, Bob Waller
1949	WIBG: By Saam, Claude Haring		KBHK-TV: Monte Moore, Al Helfer		KPIX-TV: Monte Moore, Wayne Walker
1950	WIBG: By Saam, Claude Haring	1970	KNBR: Monte Moore, Harry Caray		KBRG (Spanish): Amaury Pi-González, Julio Gonzalez
1951	WIBG: By Saam, Claude Haring		KBHK-TV: Monte Moore, Harry Caray		
1952	WIBG: By Saam, Claude Haring	1971	KEEN: Monte Moore, Bob Elson, Red Rush		
1953	WIBG: By Saam, Claude Haring		KBHK-TV: Monte Moore, Bob Elson		
1954	WIBG: By Saam, Claude Haring				
1955	WDAF: Merle Harmon, Larry Ray				
1956	WDAF: Merle Harmon, Larry Ray				
1957	WDAF: Merle Harmon, Ed Edwards				
1958	WDAF: Merle Harmon, Ed Edwards, Bill Grigsby				

## Athletics Broadcast History, continued

<b>1978</b>	KNEW: Bud Foster, Jim Peterson, Curt Flood KPIX-TV: Monte Moore, Wayne Walker, Curt Flood KBRG (Spanish): Amaury Pi-González, Julio Gonzalez	<b>1989</b>	KSFO: Bill King, Lon Simmons, Ray Fosse KPIX-TV, KICU-TV: Monte Moore, John Shrader, Ray Fosse KNTA (Spanish): Amaury Pi-González, Erwin Higueros, Evelio Mendoza	KNTA (Spanish): Tito Fuentes, Carlos Cesar Rivera KSTS-TV (Spanish): Erwin Higueros, Ramon Diaz	
<b>1979</b>	KKIS: Red Rush, Hal Ramey KPIX-TV: Monte Moore, Wayne Walker KBRG (Spanish): Amaury Pi-González, Julio Gonzalez	<b>1990</b>	KSFO: Bill King, Lon Simmons, Ray Fosse KPIX-TV, KICU-TV, SportsChannel: Monte Moore, Ray Fosse KNTA (Spanish): Amaury Pi-González, Erwin Higueros, Evelio Mendoza	<b>1998</b>	KFRC: Bill King, Ken Korach, Ray Fosse KRON-TV, Fox Sports Bay Area: Greg Papa, Ken Wilson, Ray Fosse
<b>1980</b>	KDIA: Red Rush, Dom Valentino, Ted Robinson KPIX-TV: Monte Moore, Wayne Walker KBRG (Spanish): Amaury Pi-González, Julio Gonzalez	<b>1991</b>	KSFO: Bill King, Lon Simmons, Ray Fosse KPIX-TV, KICU-TV, SportsChannel: Monte Moore, Ray Fosse, Greg Papa, Reggie Jackson, Bill Rigney KNTA (Spanish): Amaury Pi-González, Erwin Higueros, Evelio Mendoza	<b>1999</b>	KABL: Bill King, Ken Korach, Ray Fosse KICU-TV, Fox Sports Bay Area: Greg Papa, Ray Fosse
<b>1981</b>	KSFO: Bill King, Lon Simmons, Wayne Hagin KPIX-TV: Bill King, Wayne Walker KIQI (Spanish): Amaury Pi-González, Julio Gonzalez	<b>1992</b>	KSFO: Bill King, Lon Simmons, Ray Fosse KPIX-TV, KICU-TV, SportsChannel: Monte Moore, Ray Fosse, Greg Papa, Reggie Jackson, Bill Rigney KNTA (Spanish): Amaury Pi-González, Erwin Higueros, Evelio Mendoza	<b>2000</b>	KABL: Bill King, Ken Korach, Ray Fosse KICU-TV, Fox Sports Bay Area: Greg Papa, Ray Fosse
<b>1982</b>	KSFO: Bill King, Lon Simmons, Wayne Hagin KCRV-TV: Bill King, Lon Simmons, Harmon Killebrew KIQI (Spanish): Amaury Pi-González, Julio Gonzalez	<b>1993</b>	KNEW: Bill King, Lon Simmons, Ray Fosse KRON-TV, SportsChannel: Greg Papa, Dick Stockton, Ray Fosse KNTA (Spanish): Amaury Pi-González, Erwin Higueros, Evelio Mendoza	<b>2001</b>	KABL: Bill King, Ken Korach, Ray Fosse KICU-TV, Fox Sports Bay Area: Greg Papa, Ray Fosse
<b>1983</b>	KSFO: Bill King, Lon Simmons, Wayne Hagin KBHK-TV: Bill King, Lon Simmons, Bill Rigney KIQI (Spanish): Amaury Pi-González, Julio Gonzalez	<b>1994</b>	KFRC: Bill King, Lon Simmons, Ray Fosse KRON-TV, SportsChannel: Greg Papa, Dick Stockton, Ray Fosse KNTA (Spanish): Amaury Pi-González, Erwin Higueros, Evelio Mendoza	<b>2002</b>	KFRC: Bill King, Ken Korach, Ray Fosse KICU-TV, Fox Sports Bay Area: Greg Papa, Ray Fosse
<b>1984</b>	KSFO: Bill King, Lon Simmons, Wayne Hagin KBHK-TV: Bill King, Lon Simmons, Bill Rigney KBRQ (Spanish): Amaury Pi-González, Julio Gonzalez	<b>1995</b>	KFRC: Bill King, Lon Simmons, Ray Fosse KRON-TV, SportsChannel: Greg Papa, Dick Stockton, Ray Fosse KNTA (Spanish): Erwin Higueros, Carlos Cesar Rivera KSTS-TV (Spanish): Erwin Higueros, Ramon Diaz	<b>2003</b>	KFRC: Bill King, Ken Korach, Ray Fosse KICU-TV, Fox Sports Bay Area: Greg Papa, Ray Fosse KKSF (Spanish): Julio Gonzalez, Fernando Areas
<b>1985</b>	KSFO: Bill King, Lon Simmons, Wayne Hagin KPIX-TV: Bill King, Lon Simmons, Ted Robinson KBRG (Spanish): Amaury Pi-González, Julio Gonzalez	<b>1996</b>	KFRC: Bill King, Ken Korach, Ray Fosse KRON-TV, SportsChannel: Greg Papa, Ken Wilson, Ray Fosse KNTA (Spanish): Tito Fuentes, Carlos Cesar Rivera KSTS-TV (Spanish): Erwin Higueros, Ramon Diaz	<b>2004</b>	KFRC: Bill King, Ken Korach, Ray Fosse KICU-TV, Fox Sports Bay Area: Hank Greenwald, Ray Fosse, Glen Kuiper, Tim Roye KKSF (Spanish): Julio Gonzalez, Fernando Areas
<b>1986</b>	KSFO: Bill King, Lon Simmons, Ray Fosse KPIX-TV: Bill King, Lon Simmons, Ted Robinson KBRG (Spanish): Amaury Pi-González, Julio Gonzalez	<b>1997</b>	KFRC: Bill King, Ken Korach, Ray Fosse KRON-TV, SportsChannel: Greg Papa, Ken Wilson, Ray Fosse	<b>2005</b>	KFRC: Bill King, Ken Korach, Ray Fosse KICU-TV, Fox Sports Bay Area: Hank Greenwald, Ray Fosse, Glen Kuiper, Tim Roye KKSF (Spanish): Fernando Areas, Jose Castro
<b>1987</b>	KSFO: Bill King, Lon Simmons, Ray Fosse KPIX-TV: Bill King, Lon Simmons, Ted Robinson KBRG (Spanish): Amaury Pi-González, Erwin Higueros			<b>2006</b>	KYCY: Ken Korach, Vince Cotroneo, Ray Fosse KICU-TV, Fox Sports Bay Area: Glen Kuiper, Ray Fosse, Tim Roye KFRC/KYCY: Ken Korach, Vince Cotroneo, Ray Fosse
<b>1988</b>	KSFO: Bill King, Lon Simmons, Ray Fosse KPIX-TV: Monte Moore, John Shrader, Ray Fosse KNTA (Spanish): Amaury Pi-González, Erwin Higueros, Evelio Mendoza			<b>2007</b>	KFRC/KYCY: Ken Korach, Vince Cotroneo, Ray Fosse KICU-TV, Fox Sports Bay Area: Glen Kuiper, Ray Fosse
				<b>2008</b>	KFRC/KYCY: Ken Korach, Vince Cotroneo, Ray Fosse KICU-TV, Comcast SportsNet Bay Area: Glen Kuiper, Ray Fosse
				<b>2009</b>	KTRB: Ken Korach, Vince Cotroneo, Ray Fosse Comcast SportsNet California: Glen Kuiper, Ray Fosse KDIA (Spanish): Amaury Pi-González, Manolo Hernández-Douen
				<b>2010</b>	KTRB: Ken Korach, Vince Cotroneo, Ray Fosse Comcast SportsNet California: Glen Kuiper, Ray Fosse

	KDIA (Spanish): Amaury Pi-González, Manolo Hernández-Douen					
<b>2011</b>	95.7 FM THE GAME: Ken Korach, Vince Cotroneo Comcast SportsNet California: Glen Kuiper, Ray Fosse		<b>2014</b>	95.7 FM THE GAME: Ken Korach, Vince Cotroneo, Ray Fosse Comcast SportsNet California: Glen Kuiper, Ray Fosse, Shooty Babitt KIQI (Spanish): Amaury Pi-González, Manolo Hernández-Douen	<b>2017</b>	95.7 FM THE GAME: Ken Korach, Vince Cotroneo, Ray Fosse NBC Sports California: Glen Kuiper, Ray Fosse, Mark Mulder KIQI (Spanish): Amaury Pi-González, Manolo Hernández-Douen
<b>2012</b>	95.7 FM THE GAME: Ken Korach, Vince Cotroneo, Ray Fosse Comcast SportsNet California: Glen Kuiper, Ray Fosse, Scott Hatteberg KIQI (Spanish): Amaury Pi-González, Manolo Hernández-Douen		<b>2015</b>	95.7 FM THE GAME: Ken Korach, Vince Cotroneo, Ray Fosse Comcast SportsNet California: Glen Kuiper, Ray Fosse, Eric Chavez KIQI (Spanish): Amaury Pi-González, Manolo Hernández-Douen	<b>2018</b>	95.7 FM THE GAME: Ken Korach, Vince Cotroneo, Ray Fosse NBC Sports California: Glen Kuiper, Ray Fosse, Dallas Braden KIQI (Spanish): Amaury Pi-González, Manolo Hernández-Douen, Luis Orellana
<b>2013</b>	95.7 FM THE GAME: Ken Korach, Vince Cotroneo, Ray Fosse Comcast SportsNet California: Glen Kuiper, Ray Fosse, Scott Hatteberg KIQI (Spanish): Amaury Pi-González, Manolo Hernández-Douen		<b>2016</b>	95.7 FM THE GAME: Ken Korach, Vince Cotroneo, Ray Fosse Comcast SportsNet California: Glen Kuiper, Ray Fosse, Mark Mulder KIQI (Spanish): Amaury Pi-González, Manolo Hernández-Douen	<b>2019</b>	KTRB/KHTK/A's Cast: Ken Korach, Vince Cotroneo, Ray Fosse NBC Sports California: Glen Kuiper, Ray Fosse, Dallas Braden KIQI (Spanish): Amaury Pi-González, Manolo Hernández-Douen, Luis Orellana

## SPRING TRAINING SCHEDULE

Day	Date	Opponent	Site	Time
Sat.	Feb. 22	at Chicago (NL)	Mesa	1:05 pm
Sun.	<b>Feb. 23</b>	<b>San Francisco (ss)</b> at Arizona (ss)	Mesa	<b>1:05 pm</b>
Mon.	<b>Feb. 24</b>	<b>Milwaukee</b> at San Diego	Mesa	<b>1:05 pm</b>
Tues.	Feb. 25	at San Diego	Peoria	1:10 pm
Wed.	<b>Feb. 26</b>	<b>Arizona</b> at Cincinnati	Mesa	<b>1:05 pm</b>
Thur.	<b>Feb. 27</b>	<b>Colorado</b> at Cincinnati	Mesa	<b>1:05 pm</b>
Fri.	Feb. 28	at Cincinnati	Goodyear	1:05 pm
Sat.	<b>Feb. 29</b>	<b>Cleveland (ss)</b> vs. Cleveland (ss)	Mesa	<b>1:05 pm</b>
Sun.	March 1	at Kansas City (ss) vs. Cleveland (ss)	Las Vegas	1:05 pm
Mon.	<b>March 2</b>	<b>Chicago (NL)</b> at Chicago (AL)	Surprise	1:05 pm
Tues.	March 3	at Chicago (AL)	Las Vegas	1:05 pm
Wed.	March 4	OFF DAY	Mesa	<b>7:05 pm</b>
Thur.	<b>March 5</b>	<b>Los Angeles (NL)</b> at Cleveland (ss)	Glendale	1:05 pm
Fri.	<b>March 6</b>	<b>Cincinnati (ss)</b> at Cleveland (ss)	Mesa	<b>1:05 pm</b>
Sat.	March 7	at Seattle	Goodyear	1:05 pm
Sun.	<b>March 8</b>	<b>Milwaukee</b> at Texas	Peoria	1:10 pm
Mon.	March 9	at Texas	Mesa	<b>1:05 pm</b>
Tues.	<b>March 10</b>	<b>Kansas City</b> at Los Angeles (AL)	Surprise	6:05 pm
Wed.	March 11	at Los Angeles (AL)	Mesa	<b>1:05 pm</b>
Thur.	March 12	at Los Angeles (NL)	Tempe	1:10 pm
Fri.	<b>March 13</b>	<b>Texas</b> at Milwaukee (ss)	Glendale	1:05 pm
Sat.	<b>March 14</b>	<b>Seattle (ss)</b> at Milwaukee (ss)	Mesa	<b>7:05 pm</b>
Sun.	March 15	at Milwaukee (ss)	Mesa	<b>1:05 pm</b>
Mon.	March 16	OFF DAY	Maryvale	1:05 pm
Tues.	<b>March 17</b>	<b>Los Angeles (AL)</b> at Colorado	Mesa	<b>1:05 pm</b>
Wed.	March 18	at Colorado	Salt River	6:40 pm
Thur.	March 19	at San Francisco	Scottsdale	7:05 pm
Fri.	<b>March 20</b>	<b>Chicago (AL)</b> at San Francisco	Mesa	<b>1:05 pm</b>
Sat.	<b>March 21</b>	<b>Chicago (NL)</b> at San Francisco	Mesa	<b>12:05 pm</b>
Sun.	March 22	OFF DAY	Oakland	7:05 pm
Mon.	<b>March 23</b>	<b>San Francisco</b> at San Francisco	San Francisco	6:45 pm
Tues.	March 24	at San Francisco		

All times are local (ss) denotes split squad

## SPRING TRAINING INFORMATION

**REPORTING DATES:** Pitchers and catchers have their first workout Wednesday, Feb. 12. The first full squad workout is Monday, Feb. 17.

**MEDIA INFORMATION:** For daily credentials, apply online at [credentials.mlb.com](http://credentials.mlb.com). A media lunch is served before all home games at a cost of \$8.00.

**HEADQUARTERS HOTEL:** Doubletree Guest Suites, 320 North 44th Street, Phoenix, Arizona, 85008. (602) 225-0500.

**MINOR LEAGUE HEADQUARTERS:** Lew Wolff Training Complex, 160 East Athletics Way, Mesa, Arizona, 85201. (480) 387-5800.

**STADIUM:** Hohokam Stadium (Capacity: 10,000), 1235 N. Center Street, Mesa, Arizona, 85201. (480) 907-5488. Press Box: (480) 907-5253.

## PAST SPRING TRAINING RECORDS

YEAR	SITE	RECORD	HOME		YEAR	SITE	RECORD	HOME	
			ATTENDANCE	DATES				ATTENDANCE	DATES
1968	Bradenton, FL	15-12	—	—	1995	Phoenix, AZ	15-11-1	41,893	15
1969	Mesa, AZ	10-14	12,003	13			6-4-2	16,617	6
1970	Mesa, AZ	15-13	17,614	14	1996	Phoenix, AZ	16-16-1	86,543	15
1971	Mesa, AZ	12-15	14,889	16	1997	Phoenix, AZ	17-15-1	103,298	18
1972	Mesa, AZ	9-11	17,295	13	1998	Phoenix, AZ	18-13	93,261	17
1973	Mesa, AZ	14-10	21,206	14	1999	Phoenix, AZ	16-17	92,110	16
1974	Mesa, AZ	8-16	26,732	12	2000	Phoenix, AZ	20-11-1	77,781	14
1975	Mesa, AZ	7-11	36,732	10	2001	Phoenix, AZ	22-10	110,876	15
1976	Mesa, AZ	4-10	21,373	9	2002	Phoenix, AZ	17-15-1	118,268	17
1977	Mesa, AZ	12-15	24,446	16	2003	Phoenix, AZ	16-13-2	81,537	14
1978	Mesa, AZ	9-15	28,695	12	2004	Phoenix, AZ	19-14-1	123,535	16
1979	Scottsdale, AZ	12-10	13,295	9	2005	Phoenix, AZ	15-18	129,434	17
1980	Scottsdale, AZ	13-7	19,098	10	2006	Phoenix, AZ	15-17	113,077	16
1981	Scottsdale, AZ	17-10	37,899	13	2007	Phoenix, AZ	17-12-2	113,033	15
1982	Phoenix, AZ	8-14	42,043	10	2008	Phoenix, AZ	18-8	88,617	13
1983	Phoenix, AZ	14-11	28,621	9	2009	Phoenix, AZ	17-18-2	105,147	18
1984	Phoenix, AZ	12-14	33,352	12	2010	Phoenix, AZ	12-17-3	105,507	16
1985	Phoenix, AZ	13-13-1	49,718	13	2011	Phoenix, AZ	12-21-1	98,349	17
1986	Phoenix, AZ	17-12	68,292	15	2012	Phoenix, AZ	15-7-2	72,617	11
1987	Phoenix, AZ	14-15	88,994	14	2013	Phoenix, AZ	17-13-3	88,202	16
1988	Phoenix, AZ	14-16	129,120	15	2014	Phoenix, AZ	15-13-5	78,011	15
1989	Phoenix, AZ	19-13	152,416	16	2015	Mesa, AZ	22-11-2	110,059	15
1990	Phoenix, AZ	6-10	81,490	9	2016	Mesa, AZ	12-17-3	100,614	15
1991	Phoenix, AZ	13-16-1	156,345	16	2017	Mesa, AZ	16-18	99,008	16
1992	Phoenix, AZ	15-13	131,460	14	2018	Mesa, AZ	14-16-2	104,693	17
1993	Phoenix, AZ	15-18-1	174,911	19	2019	Mesa, AZ	14-8	68,991	11
1994	Phoenix, AZ	19-11	126,160	15					

### ATHLETICS VIRTUAL PRESS BOX

The Oakland A's Virtual Press Box includes game notes, statistics, news links, lineups, minor league reports, press releases, rosters, post game notes and more. The site also features information from the visiting team for all home games.

The A's virtual press box also includes an expanded version of the Oakland A's Media Guide. The digital version of the A's Media Guide includes expanded statistics and postseason history. During the season, the guide will be updated with bios for any players acquired following the publication of the print version of the guide.

You can visit the A's Virtual Press Box at <http://pressbox.athletics.com> or by scanning the QR code on the right.





---

## OAKLAND A'S IN THE COMMUNITY

---

As Oakland's team, the Athletics are committed to the health, vitality and happiness of our community. The Club enriches Oakland and the East Bay through sport and civic service.

### SUPPORTING YOUTH EDUCATION

The A's education initiatives focus on literacy and STEM education by incorporating the game of baseball into classroom learning. The A's plan to engage more than 40,000 students in 2020 through their youth educational programming.

- **Home Run Readers** – Home Run Readers, presented by Ross Dress for Less, is a literacy program designed to help young students develop a lifelong love for reading by offering them monthly incentives when their classroom hits its reading goals.
- **Science of Baseball** – Science of Baseball, presented by Chevron, offers students throughout the Bay Area the opportunity to attend STEM Education Day at the Coliseum where students learn about the science behind America's favorite pastime through on-field demonstrations and a science fair before the game.
- **Math Hits** – Math Hits, presented by PwC, is a board game and eight-session curriculum designed to engage students by combining baseball and math. The game allows participating students to get in the game by drafting a team and competing in "baseball" games on the game board, while also developing fundamental math and social-emotional skills.

### YOUTH BASEBALL AND SOFTBALL

The A's are committed to growing youth baseball and softball participation in Oakland and the East Bay through the Future A's program.

- **Future A's** – Future A's, presented by Kaiser Permanente, provides complimentary jerseys and hats to local youth baseball and softball leagues. Future A's teams receive additional benefits and support, including development clinics, coaches development workshops, tickets to A's games, on-field events and opportunities and more. The A's will distribute 22,000 jerseys and hats to 1,467 youth teams from 66 leagues throughout the Bay Area in 2020.
- **A's Play Ball** – The A's Play Ball Tour, presented by Bank of America, is an opportunity for communities to enjoy pick-up style games, skill stations and visits from A's mascot Stomper on select Saturdays throughout the regular season. A's Play Ball supports Major League Baseball's collective initiative to encourage young people and communities to engage in baseball and softball activities.
- **Oakland RBI** – In partnership with Gilead Sciences, the A's support the Boys & Girls Clubs of Oakland's RBI Program. RBI, Reviving Baseball in Inner Cities, increases the participation and interest in baseball and softball among underserved youth by lowering the barrier of entry with free equipment and uniforms.

### VOLUNTEERISM

The A's Volunteer Team, presented by Delta Dental and supported by Ross Dress for Less, strives to build a community that focuses on giving back. Through the A's Volunteer Team, fans have the opportunity to volunteer alongside A's players and front office staff, earning rewards based on the number of hours they spend volunteering.

In 2019, the A's launched Beyond the Bases, a volunteer program for the Club's front office staff. The mission of this program is to create community engagement opportunities for A's employees that are meaningful, purposeful and help those in need. The vision of Beyond the Bases is to support organizations that enhance and serve the communities in which we live and work. The A's are committed to volunteering 9,000 hours in the community in 2020.

## COMMUNITY TICKET PROGRAM

Through a partnership with the Commissioner's Community Initiative and MLB Players Give Back Program, the A's are proud to provide tickets to charitable organizations throughout the Bay Area. The A's Community Ticket Program works to ensure that every organization that may not be able to afford it otherwise has a chance to experience a game as a group. Organizations can request tickets and additional support from the A's by visiting [athletics.com/donations](http://athletics.com/donations). In 2019, the A's donated more than 147,000 tickets.



# COMMUNITY IMPACT | 2019

<b>FOUR EDUCATION DAYS AT THE BALLPARK</b>  <b>38,446 STUDENTS PARTICIPATING IN EDUCATION PROGRAMS</b>	<b>IN KIND DONATIONS - 1,245 ORGANIZATIONS SUPPORTED</b>	 <b>19 AWARENESS/HERITAGE NIGHTS AT THE BALLPARK</b>
 <b>14,467 UNIFORMS AND HATS DISTRIBUTED TO 51 LEAGUES</b>	<b>8,808 HOURS VOLUNTEERED</b> 	<b>3,432 YOUTHS ENGAGED IN YOUTH BASEBALL AND SOFTBALL EVENTS</b>
<b>WEEK OF GIVING: 575 VOLUNTEER HOURS</b> <b>1,150 INDIVIDUALS IMPACTED</b>	<b>72,732 COMMUNITY TICKETS DONATED</b> 	<b>\$2,670,503 TOTAL DONATED</b>

### MEDIA GUIDE CREDITS

The 2020 Oakland Athletics Media Guide is a production of the Oakland Athletics Communications Department, Oakland Coliseum, 7000 Coliseum Way, Oakland, CA 94621. The guide was edited by Mike Selleck with assistance from Fernando Alcalá, Mark Ling and Olivia Hummer.

The 2020 Oakland Athletics Media Guide was printed by Dumont Printing, 1333 G Street, Fresno, CA 93706. Special thanks to Jill Skinner and Lori Sakoda. The cover was designed by Dumont Printing.

Photography by Michael Zagaris, Oakland A's; Ron Riesterer, Oakland Tribune; Doug McWilliams; National Baseball Hall of Fame and Oakland A's archives.

Statistical assistance from Major League Baseball's Information System, Elias Sports Bureau, Stats Inc., Bill Arnold of The Sports Features Group, Retrosheet and Baseball Reference.

Additional and updated information, statistics or photos are available to accredited news sources by contacting the A's Communications Department or by logging onto the team's virtual pressbox—[pressbox.athletics.com](http://pressbox.athletics.com).