



# **2020 CHICAGO WHITE SOX POSTSEASON GUIDE**



# 2020 WHITE SOX POSTSEASON GUIDE



## WHITE SOX OVERVIEW

## MANAGER & COACHES

## PLAYERS & ROSTER

## 2020 SEASON REVIEW

## POSTSEASON HISTORY

## MEDIA INFO. & MISC.

# WHITE SOX SEASON HIGHLIGHTS

## 2020 TEAM NOTES

### WESTBOUND AND DOWN

- The White Sox went 35-25 (.583) in 2020, tied with Cleveland for second-place in the American League Central, 1.0 game behind the division-champion Minnesota Twins.
- The Sox have qualified for the postseason for the 10th time in franchise history and first since 2008 ... they were the first team to clinch a postseason bid when they defeated Minnesota, 4-3, on 9/17 at Guaranteed Rate Field.
- After a 1-4 start to the season, the White Sox went 34-21 (.618) over their last 55 games ... they were 10-11 after being swept by St. Louis in a doubleheader on 8/15 at home, but went 25-14 (.614) over the final 39 games to secure the postseason bid ... the Sox were in first place for 24 days, were a season-high 16 games over .500 (three times) and led the division by as many as 3.0 games (four times).

### PLAYOFF PAYOFF

- The White Sox earned the No. 7 seed in the American League playoffs and will play the AL West Division champion Oakland A's at the Oakland Coliseum in the best-of-three Wild Card Series.
- If the Sox advance to the ALDS, they will play either No. 1 seed Tampa Bay or No. 8 seed Toronto at Dodger Stadium.
- The White Sox are making their first postseason appearance since 2008 when they won the AL Central before losing to the AL East and eventual AL champion Tampa Bay Rays.
- Chicago defeated Minnesota, 1-0, in Game No. 163 ("Blackout Game) to win the AL Central and advance to the 2008 playoffs.

### FOLLOW THE LEADER

- Rick Renteria, who guided the White Sox to their first postseason appearance since 2008, is attempting to become the seventh manager in franchise history to be named American League Manager of the Year.
- Renteria, in his fourth season at the helm, would join Chuck Tanner (1972), Tony La Russa (1983), Jeff Torborg (1990), Gene Lamont (1993), Jerry Manuel (2000) and Ozzie Guillén (2005) as previous Sox recipients of the honor.
- Chicago's +.136 increase in winning percentage from 2019 was the largest in the AL and the third-largest in baseball behind San Diego (+.185) and Miami (+.165)

### BEEN THERE, DONE THAT

- The White Sox have made the playoffs for the first time since 2008, but seven members of their active 28-man roster have postseason experience.
- Edwin Encarnación leads with 34 games, followed by Yasmani Grandal (33), Jarrod Dyson (19), Dallas Keuchel (12), Gio González (eight) and Reynaldo López (one).
- Encarnación and Grandal have played in each of the last five seasons, and Keuchel has appeared in four of the last five ... Dyson (Kansas City, 2015) and Keuchel (Houston, 2017) have been part of World Series championship clubs.

### HOME FIELD ADVANTAGE

- The White Sox went 18-12 (.600) at home this season, their best winning percentage since 2008 (54-28, .659) ... the Sox won 16 of their last 21 home games by a combined 131-81 margin after starting 2-8 (outscored, 59-31).

### ROAD WARRIORS

- The White Sox went 17-13 (.567) on the road, tied for the fifth-best record in the major leagues and their best mark since 2005 (18-10).
- The White Sox went 7-0 at Kansas City, marking the second time in franchise history they have gone 7-0 or better on the road against a team

## CENTRAL COMMAND

- The White Sox went 25-15 (.625) vs. the American League Central in 2020, the second-best winning percentage in franchise history behind the 2005 club (52-22, .703).
- The Sox have recorded back-to-back winning seasons against the division for the first time since a 12-year streak from 1997-2008 ... their nine-game winning streak from 9/3-15 was their longest since a franchise-record tying 11-game run from 4/8-5/1/06.

## AMAZING IN AUGUST

- José Abreu and Luis Robert were named American League Player and Rookie of the Month for July/August.
- Abreu hit .315/.359/.636 with 10 doubles, 12 home runs, 32 RBI and 24 runs scored for his third career Player monthly honor (also April and July 2014).
- Robert batted .298/.348/.612 with eight doubles, 10 home runs, 24 RBI and 22 runs scored to join Abreu (April 2014) as Sox players to win the award in their first full month in the majors.
- The White Sox went 19-9 (.679) in August, their most wins in the month since 1983 (22-9) and highest winning percentage in any month since April 2016 (17-8, .680).
- The Sox also hit a franchise-record 54 home runs in August, and led the major leagues in average (.278), slugging percentage (.498), OPS (.840) and runs per game (5.5).
- Abreu and Eloy Jiménez became the first teammates in Sox history to hit 10-plus homers in a single month (STATS).

## WELCOME TO THE SHOW

- Twelve White Sox made their major-league debuts in 2020: OF Luis Robert (56 games), INF Nick Madrigal (33), RHP Matt Foster (23), RHP Codi Heuer (21), RHP Zack Burdi (8), RHP Dane Dunning (7), LHP Garrett Crochet (5), OF Luis González (3), LHP Bernardo Flores Jr. (2), RHP Jimmy Lambert (2), RHP Jonathan Stiever (2) and C Yermín Mercedes.

## IT'S BEEN A WHILE

- The White Sox hosted Cleveland on ESPN's "Sunday Night Baseball" on 8/9, their first appearance on the network's premiere broadcast package since 5/12/13 vs. the Angels.
- ESPN's originally scheduled game of Cubs at Cardinals was postponed due to positive COVID-19 tests.

## IF YOU BUILD IT, THEY EVENTUALLY WILL COME

- Major League Baseball postponed the first-ever "Field of Dreams" game between the White Sox and Cardinals scheduled for 8/13 due to the COVID-19 pandemic ... MLB hopes to make the event a part of its 2021 regular season schedule next August, featuring the White Sox as one of the participants.
- A temporary ballpark was built at the Dyersville, Iowa location, adjacent to the movie site and designed to host 8,000 fans
- The initial plan called for a matchup between the White Sox and Yankees, who were replaced by the Cardinals when MLB implemented a regionalized 60-game schedule.

## SOXFEST 2021 UPDATE

- Given the ongoing public health crisis, SoxFest 2021 scheduled for 1/22-23/21 at McCormick Place, has been canceled ... updates about virtual programming will be announced in the coming months ... visit whitesox.com/soxfest for updates.

## REMEMBERING FARMIO

- The White Sox are wearing a patch in 2020 in honor of Ed Farmer, who worked as the club's radio broadcaster for nearly 30 years before passing away on 4/1 at age 70.
- A native of Evergreen Park, Ill. and graduate of St. Rita High School in Chicago, Farmer concluded his 29th full season in the Sox radio booth in 2019, and 14th handling play-by-play.



# WHITE SOX SEASON HIGHLIGHTS

## 2020 BATTING NOTES

### MVP? MVP? MVP?

● José Abreu is attempting to become the fourth player (fifth time) in White Sox history to be named American League MVP ... Abreu would join Minnesota's Zoilo Versalles (1965) and Oakland's Jose Canseco (1988) as the only Cuban natives named league MVP.

● Abreu ranked among the AL and MLB leaders in numerous categories ... was the only player to rank in the Top 5 of the following categories in the AL: hits (1st, 76), RBI (1st, 60), slugging percentage (1st, .617), extra-base hits (1st, 34), total bases (1st, 148), home runs (2nd, 19), average (4th, .317) and OPS (5th, .987).

● He became the second player (third time; also Dick Allen in 1972) in Sox history to lead the AL in RBI, the fourth (seventh time) to lead in hits, the fourth (fifth time) to lead in total bases and the sixth (eighth time) to lead in slugging percentage.

● Abreu also became the first player to lead the AL in RBI in back-to-back years since Boston's David Ortiz from 2005-06.

● He led the AL in hits and RBI, just the fourth player in history to accomplish the feat and the first since the Red Sox's Jim Rice in 1978 (213 hits; 139 RBI) ... source: STATS.

### NOTHING AVERAGE ABOUT TA

● Tim Anderson attempted to become the 15th player (19th time) in history to lead the American League in average in back-to-back seasons, the first since Houston's José Altuve in 2016-17 and the first in White Sox history to accomplish the feat.

● Anderson finished second in the American League behind the Yankees' DJ LeMahieu (.364) with a .322 average after leading the majors in 2019 with a .335 mark.

● Ty Cobb (1907-15, '17-19), Ted Williams (1941-42, '47-48) and Rod Carew (1972-75, '77-78) are the only players in history to lead the AL in average over two separate stints.

### PANTERA POWER

● Luis Robert is attempting to become the seventh player in Sox history to be named American League Rookie of the Year, and the first since José Abreu was a unanimous choice in 2014.

● Robert led AL rookies in RBI (31), tied for the lead in home runs (11) and ranked among the leaders in runs scored (2nd, 33), extra-base hits (2nd, 19) and slugging (3rd, .436)

● Robert (33 games) became the fourth-fastest rookie in Sox history to hit 10 homers, trailing Zeke Bonura (25 in 1934), Carlos May (25 in 1969) and José Abreu (26 in 2014) ... source: Elias.

### LONG BALL LOGISTICS

● The White Sox led the American League lead with 96 home runs, a franchise record through 60 games ... they were on a 162-game pace to hit 259 homers, which would have broken the franchise record of 242 set in 2004.

● The Sox, Atlanta, Dodgers and Philadelphia were the only teams in baseball to feature five players with 10-plus homers.

● The White Sox hit five-plus homers in a game five times in 2020, tying the club record set in 2003 and the most in the majors in 2020 (the Dodgers ranked second with four such games).

● The Sox hit a MLB-record 27 home runs over a seven-game stretch from 8/16-22 ... they have homered six times in a game twice this season, tying the club mark set in 2003 and 2018.

### SOUTH SIDE HITMEN

● The White Sox led the American League in home runs, slugging percentage (.453) and run differential (+60) and ranked second in average (.261), runs scored (306) and OPS (.779).

● The Sox led the AL in home runs for the first time since 2008 (235), slugging for the first time since 2006 (.464) (235) and run differential for the first time since 2000 (+139).

## SOUTHPAW SUCCESS

● The White Sox went 14-0 vs. left-handed starters in 2020, becoming the first team in MLB history to go undefeated during an entire season against either handed starters (STATS).

● Baltimore opened the 1963 season with a 16-0 record against lefty starters before its first loss.

● The Sox batted .285/.364/.523 (126-442) with 27 homers vs. left-handers this season ... they ranked among the MLB leaders vs. lefties in slugging percentage (1st, .523), average (2nd), OPS (2nd, .887), on-base percentage (2nd) and homers (T4th, 27).

● The Sox .887 OPS vs. lefties is the second-highest by any team in a season since at least 1974 (STATS), trailing only the 2020 Detroit Tigers (.891).

## DISTINCT CUBAN FLAVOR

● On 8/1 at Kansas City, the White Sox 1-4 hitters were CF Luis Robert (Ciego de Ávila), 3B Yoán Moncada (Cienfuegos), 1B José Abreu (Cienfuegos) and C Yasmani Grandal (Havana).

● It marked the first time in MLB history the top four hitters in a starting lineup were Cuban-born players (Elias).

● The foursome combined to go 11-22 (.500) with four RBI and seven runs scored in the win over the Royals.

## FOUR-HIT WONDERS

● Luis Robert, Eloy Jiménez and Leury García each recorded four-hit efforts on 8/1 at Kansas City, the first time the Sox have accomplished that feat since 9/14/17 at Detroit (Moncada, Jose Abreu and Avisail García).

● Robert (22) and Jiménez (23) became the third teammates in White Sox history, age 23 or younger, to each record four hits in one game, joining Avisail García (22) and Marcus Semien (23) on 4/8/14 at Colorado and Harold Baines (21) and Harry Chappas (22) on 4/20/80 at Baltimore (Elias).

## LEADOFF LONG BALLS

● Tim Anderson led off the game on 8/18 vs. Detroit with a home run for the second straight game, third time in his last six and third game in a row against the Tigers.

● Anderson is the fifth player in MLB history to hit a leadoff homer in three straight games vs. a single opponent (last Atlanta's Ronald Acuña Jr., four straight vs. Miami from 7/31-8/14/18).

● Anderson is the first player in franchise history to hit three leadoff homers in a six-game span, and the first in MLB since Acuña hit four homers in a five-game span from 8/11-14/18.

● Some White Sox leadoff home run notes from 2020:

◆ Anderson and Yoán Moncada led off on 8/17 vs. Detroit with back-to-back homers, marking the sixth time in franchise history the Sox have accomplished that feat and the second time in five days (8/12 at Detroit).

◆ Per Elias, the Sox became the first team in the modern era to hit two straight homers to start a game twice within a five-game span.

◆ Anderson and Eloy Jiménez (8/12 at Detroit), Moncada and Yolmer Sánchez (6/12/18 vs. Cleveland), Alen Hanson and Sánchez (9/2/17 vs. Tampa Bay), Ray Durham and José Valentín (7/4/00 at Kansas City), and Boze Berger and Mike Kreevich (9/2/37 vs. Boston) also opened Sox games with consecutive homers (STATS LLC).

## BACK-TO-BACK-TO-BACK-TO-BACK

● Yoán Moncada, Yasmani Grandal, José Abreu and Eloy Jiménez hit four consecutive home runs in the fifth inning on 8/16 vs. St. Louis ... RHP Roel Ramirez allowed all four homers.

● It marked the second time in franchise history, and 10th time in MLB history, a team hit four consecutive home runs.

● The first time the White Sox accomplished the feat was in the sixth on 8/14/08 vs. Kansas City (Jim Thome, Paul Konerko, Alexei Ramirez and Juan Uribe).

# WHITE SOX SEASON HIGHLIGHTS

## 2020 PITCHING NOTES

### PITCHING PROWESS

● The White Sox ranked sixth in the major leagues with a 3.81 ERA, which was be their lowest mark since 2005 (3.61) ... the starting rotation ranked eighth in the majors with a 3.85 ERA, which was its lowest mark since 2005 (3.75).

### GRAB SOME BENCH

● The White Sox set a franchise record by averaging 8.93 strikeouts per 9.0 IP (523 SO/527.0 IP) in 2020, breaking the mark of 8.42 set by the 2015 club.

● Lucas Giolito ranked second in the American League with behind Cleveland's Shane Bieber with a franchise-record 12.07 strikeouts per 9.0 IP (97 SO/72.1 IP), eclipsing the previous standard of 11.82 set by Chris Sale in 2015 ... Giolito also owns the third-best single-season mark of 11.62 in 2017.

● Giolito has struck out 10-plus batters in a game nine times since 2019, including three times this season.

### GIOLITO'S GEM

● Lucas Giolito was named American League Player of the Week (second career weekly honor) after throwing the 19th no-hitter in White Sox history on 8/25 vs. Pittsburgh.

● Giolito walked one, matched his career high with 13 strikeouts and threw 101 pitches (74 strikes).

● Some notables from his no-hitter and 2020 season to date:

- ◆ 305th no-hitter in MLB history (regular and postseason combined) ... Sox 19 no-hitters are second-most in history behind the Dodgers (26).
- ◆ First by Sox since Philip Humber perfect game on 4/21/12 at Seattle, first at home since Mark Buehrle perfect game on 7/23/09 vs. Tampa Bay, first overall at GRF since Minnesota's Francisco Liriano on 5/3/11 and first ever by Sox pitcher during interleague play.
- ◆ Joins Sandy Koufax (9/9/65 vs. Cubs) as only pitchers in MLB history to fan 13-plus with less than 105 pitchers in a no-hitter ... most strikeouts by a Sox pitcher in a no-hitter (previously nine by Humber).
- ◆ Youngest Sox pitcher to accomplish the feat since Wilson Álvarez (21) on 8/11/91 at Baltimore.
- ◆ Recorded the most swings and misses (30) in a no hitter since Nolan Ryan (31) in 1990.

### ROOKIE GEMS

● Rookie RHPs Matt Foster and Codi Heuer combined to go 9-1 with a 1.89 ERA (11 ER/52.1 IP), eight holds 56 strikeouts over 44 combined appearances (two starts) in 2020.

● Foster went 6-1 with a 2.20 ERA (7 ER/28.2 IP) and 31 strikeouts over 23 games (two starts), while Heuer was 3-0 with a 1.52 ERA (4 ER/23.2 IP) and 25 strikeouts over 21 outings.

● Another rookie, LHP Garrett Crochet, also made his major-league debut after being selected No. 11 overall in the 2020 First-Year Player Draft out of the University of Tennessee.

● Crochet became the first player from the 2020 draft class to make his MLB debut ... he threw 6.0 scoreless IP over five appearances with the Sox, allowing three hits with no walks and eight strikeouts.

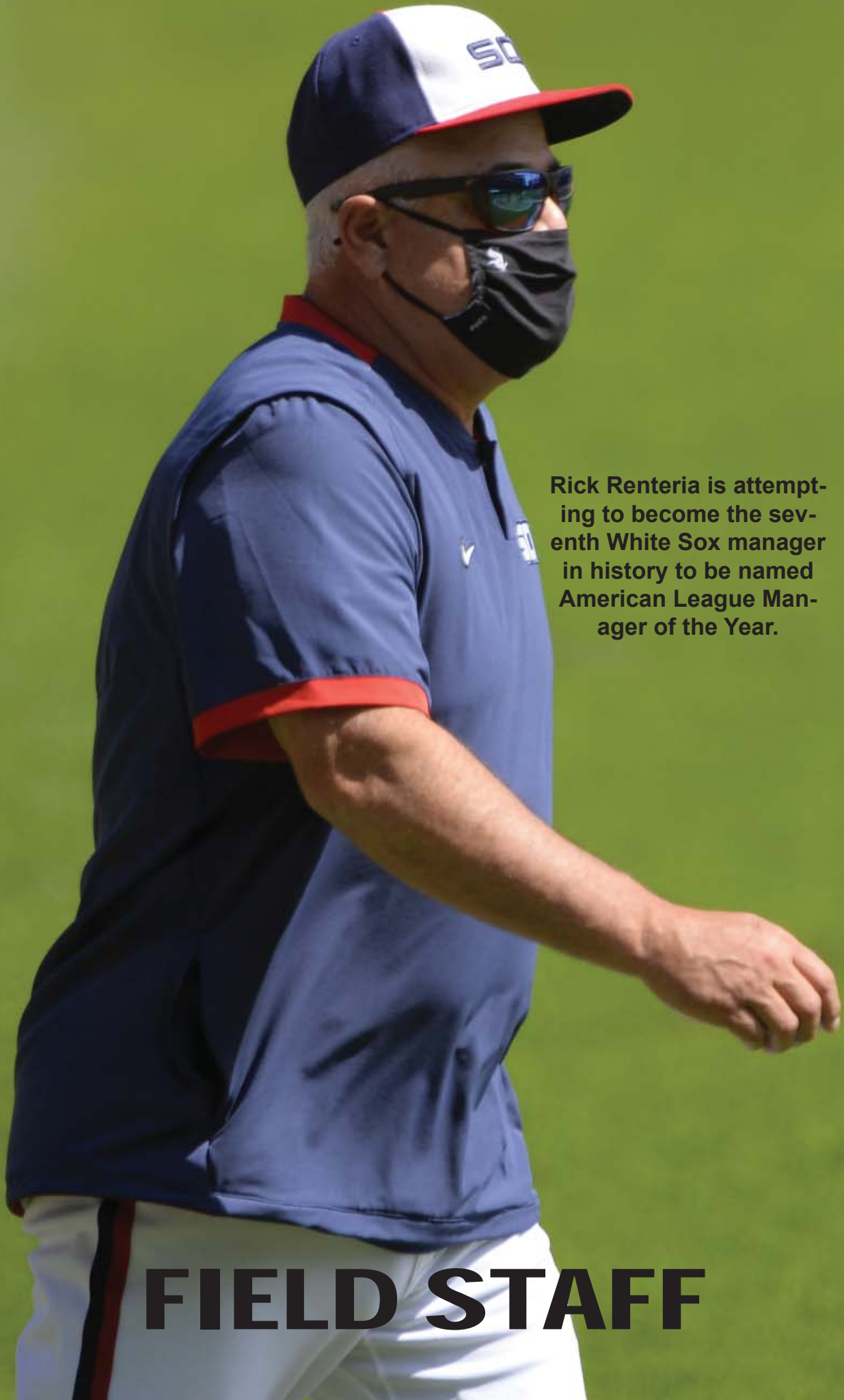
● Crochet threw 45 of his 85 pitches (52.9 percent) at 100-plus MPH, the second-highest total in the majors behind the Dodgers Brusdar Graterol (47-277) ... his 52.9 percent rate of 100-plus MPH led the majors.

### THE NOT SO DREADED LEADOFF WALK

● White Sox pitchers issued 10 walks in a 3-1 victory vs. Minnesota on 9/14 ... it marked the fourth time in franchise history that the Sox have won a nine-inning game where they walked 10-plus batters while allowing one or no runs.

● The previous occurrences were on 6/15/50 vs. Washington (7-1 win), 7/14/74 vs. Baltimore (3-1 win) and 7/28/76 at Oakland (2-1 win on combined no-hitter by John "Blue Moon" Odom and Francisco Barrios).





**Rick Renteria is attempting to become the seventh White Sox manager in history to be named American League Manager of the Year.**

# **FIELD STAFF**



# 17 RICK RENTERIA

MANAGER | R-R | 5-9 | 190

**Given Name:** Richard Aviña Renteria

**2021 Opening Day Age:** 59 (December 25, 1961)

**Birthplace | Residence:** Harbor City, Calif. | Litchfield Park, Ariz.

**First Pro Contract:** Pittsburgh Pirates, selected in the first round (20th overall), 1980 free agent draft

**Sox Acquisition:** Hired as bench coach, November 10, 2015



WHITE SOX OVERVIEW

MANAGER & COACHES

PLAYERS & ROSTER

2020 SEASON REVIEW

POSTSEASON HISTORY

MEDIA INFO. & MISC.

## 2020 SEASON

- Completed his fourth season as White Sox manager ... is attempting to become the seventh manager in franchise history to be named American League Manager of the Year.
- The Sox went 35-25 (.583) in 2020, tied with Cleveland for second-place in the American League Central, 1.0 game behind the division-champion Minnesota Twins.
- The Sox qualified for the postseason for the 10th time in franchise history and first since 2008 ... they were the first AL team to clinch a postseason bid when they defeated Minnesota, 4-3, on 9/17 at Guaranteed Rate Field.
- After a 1-4 start to the season, the White Sox went 34-21 (.618) over their last 55 games ... they were 10-11 after being swept by St. Louis in a doubleheader on 8/15 at home, but went 25-14 (.614) over the final 39 games to secure the postseason bid.
- The Sox were in first place for 24 days, were a season-high 16 games over .500 (three times) and led the division by as many as 3.0 games (four times).
- Was ejected three times (all in the last seven games), upping his career total to 30 as a major-league manager.

## MANAGERIAL | COACHING HIGHLIGHTS

- Was hired as the 40th manager in White Sox history on 10/3/16, replacing Robin Ventura, after spending the 2016 season as the Sox bench coach.
- Joins Hall-of-Famer Johnny Evers as the only managers of both the White Sox and the Cubs ... Evers managed the Sox in 1924 and the Cubs in 1913 and 1921.
- Was named the 53rd manager in Cubs history on 11/7/13 and guided the club to a 73-89 record in 2014 ... led the Cubs to a 31-28 record (.525) from 7/28/14-remainder of the season.
- Spent six seasons on the San Diego Padres coaching staff, serving as bench coach from 2011-13 and first base coach from 2008-10 ... also managed Team Mexico in the 2013 WBC.
- Managed eight seasons in the minor leagues, including four each in the Padres (2004-07) and Marlins (1998-2001) systems.
- Was named Midwest League Manager of the Year in 1999, guiding Class A Kane County to a 78-59 record and playoff berth ... managed Class A Lake Elsinore to the California League playoffs in 2006.

## MANAGERIAL RECORD

Year	Club	W-L	Pct.	Pos.	Notes
1998	Brevard County	43-97	.307	6th	
1999	Kane County	78-59	.569	1st	Made MWL playoffs
2000	Portland	71-70	.504	4th	
2001	Portland	77-65	.542	3rd	
2004	Lake Elsinore	68-72	.486	4th	
2005	Lake Elsinore	70-68	.503	3rd	
2006	Lake Elsinore	74-66	.529	1st	Made CL playoffs
2007	Portland	58-86	.403	4th	
2014	CHICAGO-NL	73-89	.451	5th	
2017	WHITE SOX	67-95	.414	4th	
2018	WHITE SOX	62-100	.383	4th	
2019	WHITE SOX	72-89	.447	3rd	Improved 10 games
2020	WHITE SOX	35-25	.583	3rd	1st playoff bid since '08
<b>MINOR TOTALS</b>		<b>529-583</b>	<b>.480</b>		
<b>MLB TOTALS</b>		<b>309-398</b>	<b>.437</b>		
<b>SOX TOTALS</b>		<b>236-309</b>	<b>.436</b>		



# 8 DARYL BOSTON

FIRST BASE COACH | L-L | 6-4 | 240

**Given Name:** Daryl Lamont Boston

**2021 Opening Day Age:** 58 (January 4, 1963)

**Birthplace | Residence:** Cincinnati, Ohio | Lithonia, Ga.

**First Pro Contract:** Chicago White Sox, selected in the first round (seventh overall), 1981 free agent draft

**Sox Acquisition:** Hired as Advanced Rookie Bristol hitting coach, January 22, 1998



## COACHING HIGHLIGHTS

- Completed his eighth season as the White Sox first base coach and 23rd as a coach in the organization ... spent the 1998-2012 seasons in the player development system, including the last 12 as the minor-league outfield instructor.
- Served as hitting coach at Advanced Rookie Bristol (1998), Class A Burlington (1999) and Class A Winston-Salem in 2000 ... helped Bristol and Burlington win league titles.
- Spent the 1996 season as a player/coach with Regina in the independent Prairie League.

## COACHING CAREER

Year	Position	Club	Org.
1998	Hitting Coach	Advanced Rookie Bristol	White Sox
1999	Hitting Coach	Class A Burlington	White Sox
1999	Hitting Coach	Class A Winston-Salem	White Sox
2001-12	Outfield Instructor	Minor Leagues	White Sox
2013-	First Base Coach	Chicago White Sox	White Sox

# 12 NICK CAPRA

THIRD BASE COACH | R-R | 5-8 | 185

**Given Name:** Nick Lee Capra

**2021 Opening Day Age:** 63 (March 8, 1958)

**Birthplace | Residence:** Denver, Colo. | Scottsdale, Ariz.

**First Pro Contract:** Texas Rangers, selected in the third round, 1979 free agent draft

**Sox Acquisition:** Hired as Advanced Rookie Bristol manager, January 5, 1996



## COACHING HIGHLIGHTS

- Completed his 25th season in the White Sox organization and his fourth as third base coach ... spent the 2012-16 seasons as the Sox director of player development.
- During his five seasons, Sox affiliates reached the playoffs eight times, with the Arizona League White Sox (2015) and Class AA Birmingham (2013) winning league titles and Winston Salem (87-51) posting the best record in the minor leagues in 2012.
- Spent 2009-11 as the White Sox minor-league field coordinator after serving as assistant director of minor-league instruction in 2008 and minor-league hitting coordinator in 2006-07.
- Spent 10 seasons (1996-2005) as a manager in the White Sox player development system, posting a 588-595 (.497) record ... reached the postseason five times and won league titles with Class A Burlington (Midwest) in 1999 and Class A Kannapolis (South Atlantic) in 2005.

## MANAGERIAL RECORD

Year	Club	W-L	Pct.	Pos.	Notes
1996	Bristol	17-51	.250	9th	
1997	Bristol	30-38	.441	7th	
1998	Bristol	42-24	.636	1st	Manager of the Year
1999	Burlington	71-68	.511	3rd/1st	MWL champions
2000	Birmingham	77-63	.550	1st/2nd	SL 1st-half champions
2001	Birmingham	80-60	.571	3rd/1st	SL 2nd-half champions
2002	Charlotte	55-88	.385	4th/4th	
2003	Charlotte	74-70	.514	2nd	
2004	Charlotte	68-74	.479	4th	
2005	Kannapolis	74-59	.517	5th/1st	SAL champions
<b>MINOR TOTALS</b>		<b>588-595</b>	<b>.493</b>		

## COACHING CAREER

Year	Position	Club	Org.
2017-	Third Base Coach	Chicago White Sox	White Sox



# 26 SCOTT COOLBAUGH

ASSISTANT HITTING COACH | R-R | 5-10 | 200

**Given Name:** Scott Robert Coolbaugh  
**2021 Opening Day Age:** 54 (June 13, 1966)  
**Birthplace | Residence:** Binghamton, N.Y. | Colleyville, Texas  
**First Pro Contract:** Texas Rangers, selected in the third round, 1987 free agent draft  
**Sox Acquisition:** Hired as assistant hitting coach, November 12, 2019



WHITE SOX OVERVIEW

MANAGER & COACHES

PLAYERS & ROSTER

2020 SEASON REVIEW

POSTSEASON HISTORY

MEDIA INFO. & MISC.

## MANAGERIAL | COACHING HIGHLIGHTS

- Completed his first season in the White Sox organization as the assistant to hitting coach Frank Menechino.
- The White Sox led the American League in home runs, slugging percentage (.453) and run differential (+60) and ranked second in average (.261), runs scored (306) and OPS (.779) in 2020.
- The Sox led the American League with 96 home runs, a franchise record through 60 games ... they were on a 162-game pace to hit 259 homers, which would have broken the franchise record of 242 set in 2004.
- Served as the hitting coach for Class AAA Oklahoma City in the Los Angeles Dodgers organization in 2019 ... worked with infielder Gavin Lux, the *Baseball America* 2019 Minor League Player of the Year, who hit .392/.478/.719 (78-199) with 18 doubles, four triples, 13 home runs, 39 RBI and 33 walks in 49 games with Oklahoma City ... the club ranked third in the Pacific Coast League with 573 walks.
- Was the hitting coach for the Baltimore Orioles from 2015-18 ... during his tenure, the club ranked among the major-league leaders in home runs (3rd, 890), total bases (8th, 9,367) and slugging percentage (9th, .423) ... Baltimore led baseball with 253 home runs in 2016, and seven Orioles hit 20-plus home runs in 2017 ... among the players he coached with the Orioles were Chris Davis, J.J. Hardy, Adam Jones, Manny Machado, Jonathan Schoop and Mark Trumbo.
- Spent eight seasons in the Texas Rangers organization from 2007-14, including as the major-league hitting coach from June 2011 through the end of the 2012 season ... in 2011, the Rangers led the majors in average (.283) and won the American League pennant before losing to St. Louis in seven games in the World Series ... Texas led baseball in runs scored (808) and ranked second in the AL in average (.272) in 2012 ... during his time in the Texas organization, worked with Elvis Andrus, Adrián Beltré, Nelson Cruz, Josh Hamilton, Ian Kinsler and Michael Young.

- Prior to joining the major-league staff, worked in the Rangers minor-league system from 2007-11, including stints as the hitting coach with Class AA Frisco (2007-08), Oklahoma City (2009-10), and Round Rock (2011, '13)
- Began his coaching career in the Arizona system from 1999-2004 ... managed at Class AA El Paso from 2003-04 and also was at the helm of Class A Lancaster in 2001 and Class A High Desert in 2000.


## MANAGERIAL RECORD

Year	Club	W-L	Pct.	Pos.	Notes
2000	High Desert	48-92	.343	5th	Managerial debut
2001	Lancaster	61-79	.436	5th	
2003	El Paso	67-73	.479	2nd	
2004	El Paso	48-89	.350	4th	

**MINOR TOTALS** 224-333 .402

## COACHING CAREER

Year	Position	Club	Org.
1999	Hitting Coach	Class AA El Paso	D'Backs
2002	Hitting Coach	Class AA El Paso	D'Backs
2007-08	Hitting Coach	Class AA Frisco	Rangers
2009-10	Hitting Coach	Class AAA Oklahoma City	Rangers
2011	Hitting Coach	Class AAA Round Rock	Rangers
2011-12	Hitting Coach	Texas Rangers	Rangers
2013	Hitting Coach	Class AAA Round Rock	Rangers
2014	Hitting Coordinator	Minor Leagues	Rangers
2015-18	Hitting Coach	Baltimore Orioles	Orioles
2019	Hitting Coach	Class AAA Oklahoma City	Dodgers
2020	Asst. Hitting Coach	Chicago White Sox	White Sox



# 21 DON COOPER

Pitching Coach | R-R | 6-1 | 220

**Given Name:** Donald James Cooper

**2021 Opening Day Age:** 65 (January 15, 1956)

**Birthplace | Residence:** New York, N.Y. | Nashville, Tenn.

**First Pro Contract:** New York Yankees, selected in the 17th round, 1978 free agent draft

**Sox Acquisition:** Hired as Class A South Bend pitching coach, October 11, 1987



## 2020 SEASON

- The White Sox ranked sixth in the major leagues with a 3.81 ERA, which was be their lowest mark since 2005 (3.61) ... the starting rotation ranked eighth in the majors with a 3.85 ERA, which was its lowest mark since 2005 (3.75).
- The Sox set a franchise record by averaging 8.93 strikeouts per 9.0 IP (523 SO/527.0 IP) in 2020, breaking the mark of 8.42 set by the 2015 club.
- Lucas Giolito the 19th no-hitter in White Sox history on 8/25 vs. Pittsburgh and the fourth under Cooper's watch.
- Dallas Keuchel ranked second in the American League with a 1.99 ERA, and Giolito ranked second with a franchise-record 12.07 strikeouts per 9.0 IP.

## COACHING HIGHLIGHTS

- Has spent 33 seasons in the White Sox organization and 18 full seasons as pitching coach ... was named pitching coach on 7/22/02 after serving as the organization's minor-league pitching coordinator from 1997-2002.

- The Sox have made 1,461 quality starts since 2003, third-most in the majors behind the Mets (1,492) and St. Louis (1,462).
- Chris Sale made five consecutive All-Star teams (2012-16), Mark Buehrle threw a no-hitter on 4/18/07 and a perfect game in 7/23/09, and Philip Humber threw a perfect game on 4/21/12.

## COACHING CAREER

Year	Position	Club	Org.
1988	Pitching Coach	Class A South Bend	White Sox
1989-91	Pitching Coach	Class A Sarasota	White Sox
1992	Pitching Coach	Class AA Birmingham	White Sox
1993-94	Pitching Coordinator	Minor Leagues	White Sox
1995	Pitching Coach	Class AAA Nashville	White Sox
1995	Pitching Coach	White Sox	White Sox
1995	Roving Instructor	Minor Leagues	White Sox
1996	Pitching Coach	Class AAA Nashville	White Sox
1997-2002	Pitching Coordinator	Minor Leagues	White Sox
2002-	Pitching Coach	White Sox	White Sox

# 29 CURT HASLER

BULLPEN COACH | R-R | 6-7 | 255

**Given Name:** Curtis Allan Hasler

**2021 Opening Day Age:** 56 (December 29, 1964)

**Birthplace | Residence:** Honolulu, Hawaii | South Bend, Ind.

**First Pro Contract:** Chicago White Sox, selected in the 21st round, June 1987 free agent draft

**Sox Acquisition:** Hired as Class A Sarasota pitching coach, November 1, 1991



## COACHING HIGHLIGHTS

- Completed his 29th season as a pitching coach in the White Sox organization and fourth as the major-league bullpen coach.
- Rookie relievers Matt Foster and Codi Heuer combined to go 9-1 with a 1.89 ERA (11 ER/52.1 IP), eight holds 56 strikeouts over 44 combined appearances (two starts) in 2020.
- During his tenure with the Sox, helped oversee the development of major-leaguers Chad Bradford, Mark Buehrle, Matt Guerrier and Boone Logan.
- Served as pitching coach with Class AA Birmingham in 2001 and oversaw the first Opening Night no-hitter in Southern League history on 4/5/01 vs. Tennessee.

## COACHING CAREER

Year	Position	Club	Org.
1991-92	Pitching Coach	Rookie Sarasota	White Sox
1993-94	Pitching Coach	Class A Hickory	White Sox
1995-96	Pitching Coach	Class A South Bend	White Sox
1997-98	Pitching Coach	Class A Winston-Salem	White Sox
1999-2001	Pitching Coach	Class AA Birmingham	White Sox
2002-04	Pitching Coach	Class AAA Charlotte	White Sox
2006-08	Pitching Coach	Adv. Rookie Great Falls	White Sox
2009-10	Pitching Coach	Advanced Rookie Bristol	White Sox
2017-	Bullpen Coach	White Sox	White Sox



# 82 JOE McEWING

Bench Coach | R-R | 5-11 | 175

**Given Name:** Joseph Earl McEwing

**2021 Opening Day Age:** 48 (October 19, 1972)

**Birthplace | Residence:** Bristol, Pa. | Yardley, Pa.

**First Pro Contract:** St. Louis Cardinals, selected in the 28th round, 1992 free agent draft

**Sox Acquisition:** Hired as Class AAA Charlotte hitting coach, November 1, 2007



## MANAGERIAL | COACHING HIGHLIGHTS

- Completed his 13th season in the White Sox organization and fourth as bench coach under manager Rick Renteria ... has served as interim manager in Renteria's absence on 9/26/20 and from 9/6-8/19, 4/27-28/18 and 8/20-23/18, going 6-5 ... spent the 2012-16 seasons as the Sox third base coach.
- Managed three seasons in the Sox minor-league system, compiling a .531 (223-197) winning percentage ... worked at Class AAA Charlotte in 2011 and Class A Winston-Salem in 2009-10 ... was named Carolina League Manager of the Year in both of his seasons at Winston-Salem, guiding the Dash to a pair of postseason berths.
- Also managed the Mesa Solar Sox in the 2011 Arizona Fall League ... served as hitting coach at Charlotte in 2008.

## MANAGERIAL RECORD

Year	Club	W-L	Pct.	Pos.	Notes
2009	Winston-Salem	73-65	.529	1st/1st	CL Manager of Year
2010	Winston-Salem	81-58	.583	1st/1st	CL Manager of Year
2011	Charlotte	69-74	.483	3rd	
<b>MINOR TOTALS</b>		<b>223-197</b>	<b>.531</b>		

## COACHING CAREER

Year	Position	Club	Org.
2008	Hitting Coach	Class AAA Charlotte	White Sox
2012-16	Third Base Coach	White Sox	White Sox
2017-	Bench Coach	White Sox	White Sox

# 22 FRANK MENECHINO

Hitting Coach | R-R | 5-9 | 190


**Given Name:** Frank Menechino

**2021 Opening Day Age:** 50 (January 7, 1971)

**Birthplace and Residence:** Staten Island, N.Y.

**First Pro Contract:** Chicago White Sox, selected in the 45th round, June 1993 free agent draft

**Sox Acquisition:** Hired as Class AAA Charlotte hitting coach, January 5, 2019



## COACHING HIGHLIGHTS

- Completed his first season as the White Sox hitting coach and second in the organization after serving in the same capacity with Class AAA Charlotte in 2019.
- The White Sox led the American League in home runs, slugging percentage (.453) and run differential (+60) and ranked second in average (.261), runs scored (306) and OPS (.779) in 2020.
- The Sox led the American League lead with 96 home runs, a franchise record through 60 games ... they were on a 162-game pace to hit 259 homers, which would have broken the franchise record of 242 set in 2004.
- Charlotte led the International League in runs scored (792), ranked second in on-base percentage (.352), slugging percentage (.472) and OPS (.824) and third in home runs (208) in 2019.
- Spent five seasons (2014-18) on the Miami Marlins major-league staff, including three as the assistant hitting coach (2014-16; 2016 with Barry Bonds) and two (2017-18) as the hitting coach.

- The Marlins hit 194 home runs in 2017, the third-highest total in franchise history, and ranked second in the National League in 2016 with a .263 average ... among the players he coached in Miami were Dee Gordon, Marcell Ozuna, J.T. Realmuto, Giancarlo Stanton and Christian Yelich ... Stanton was named NL Most Valuable Player in 2017 after leading the majors with a franchise-record 59 home runs, 132 RBI and .631 slugging percentage.
- Began his coaching career as a hitting coach in the New York Yankees organization, spending two seasons at Class AA Trenton (2009-10) and three at Class AAA Scranton/Wilkes-Barre (2011-13).

## COACHING CAREER

Year	Position	Club	Org.
2009-10	Hitting Coach	Class AA Trenton	Yankees
2011-12	Hitting Coach	Class Scranton/WB	Yankees
2014-16	Asst. Hitting Coach	Miami Marlins	Marlins
2017-18	Hitting Coach	Miami Marlins	Marlins
2019	Hitting Coach	Class AAA Charlotte	White Sox



**WHITE SOX  
PLAYERS**



# 79 JOSÉ ABREU

FIRST BASEMAN | R-R | 6-3 | 250

**Given Name:** José Dariel Abreu Correa

**2021 Opening Day Age:** 34 (January 29, 1987)

**Birthplace | Residence:** Cienfuegos, Cuba | Miami, Fla

**Sox Acquisition:** Signed as a free agent, October 29, 2013

**Contract Status:** Signed through 2022 (agreed to terms on a three-year, \$50-million contract, November 22, 2019)

**MLB Service:** 7.000



## 2020 SEASON

● **MVP? MVP? MVP?:** Is attempting to become the fourth player (fifth time) in White Sox history to be named American League MVP ... would join Minnesota's Zoilo Versalles (1965) and Oakland's José Canseco (1988) as the only Cuban natives named league MVP.

● **Follow the League Leader:** Ranked among the AL and MLB leaders in numerous categories ... was the only player to rank in the Top 5 of the following categories in the AL: **hits (1st, 76), RBI (1st, 60), slugging percentage (1st, .617), extra-base hits (1st, 34), total bases (1st, 148), home runs (2nd, 19), average (4th, .317) and OPS (5th, .987).**

● Became the second player (third time; also Dick Allen in 1972) in Sox history to lead the AL in RBI, the fourth (seventh time) to lead in hits, the fourth (fifth time) to lead in total bases and the sixth (eighth time) to lead in slugging percentage.

● Became the first player to lead the AL in RBI in back-to-back years since Boston's David Ortiz from 2005-06.

● Led the AL in hits and RBI, just the fourth player in history to accomplish the feat and the first since the Red Sox's Jim Rice in 1978 (213 hits; 139 RBI) ... source: STATS.

● Fell four homers shy of joining Allen (1972) as the only White Sox to lead the AL in homers and RBI in the same season ... the Yankees' Luke Voit led the league with 22.

● Become the first qualifying player to record as many RBI (60) as games played (60) in a season since the Cubs' Sammy Sosa (160) and Cleveland's Juan González (140) in 2001.

● His .617 slugging percentage was the sixth-best and his .987 OPS 13th-best in a season in Sox history.

● Was on a 162-game pace to record 205 hits, 51 home runs, 162 RBI, 92 extra-base hits and 400 total bases ... his homer, RBI and total bases totals would have set franchise records.

● Finished the season with 198 career home runs, fifth on the White Sox all-time list ... surpassed Magglio Ordoñez (6th, 187) during the season ... is 16 homers behind Hall-of-Famer Carlton Fisk (214) for fourth place in franchise history.

● Recorded 60 RBI in 2020 to reach 671 for his career, 11th-most in Sox history (Ordoñez ranks 10th with 703)... Bibb Falk (13th, 627) and Sherm Lollar (12th, 631) during the season.

● Hit multiple homers on 8/21-22 at the Cubs and 9/12 vs. Detroit ... the three multihomer efforts tied for the second-most in MLB behind José Ramírez (four) ... his 17 career multihomer games are the third-most in club history behind Paul Konerko (29) and Hall-of-Famer Frank Thomas (26).

● Ranked among the MLB Statcast leaders in 95-plus mph contact (3rd, 97) and total barrels (T3rd 26).

● Hit in 46 games (21 multihit) and recorded 15 multiRBI efforts.

● Went hitless in three consecutive games just once (9/23-25).

● Made his seventh straight OD start at first base (2014-present).

● Connected on his first home run of the season in Game 2 of a doubleheader on 7/28 at Cleveland.

● Hit a game-tying, two-run homer in the seventh on 8/3 at Milwaukee ... the White Sox went on to a 6-4 win.

## ABREU AMONG AL LEADERS IN 2020

Category	Rank	No.
Hits	1st	76
RBI	1st	60
Slugging Pct.	1st	.617
Total Bases	1st	148
XBH	1st	34
Multihit Games	T1st	21
WAR	T1st	2.9
Home Runs	2nd	19
Average	4th	.317
OPS	5th	.987
On-Base Pct.	T10th	.370

## WHITE SOX ALL-TIME MVP WINNERS

Player	Year
Frank Thomas	1994
Frank Thomas	1993
Dick Allen	1972
Nellie Fox	1959

## SOX SINGLE-SEASON SLUGGING LEADERS

Player, Year	SLG
Frank Thomas, 1994	.729
Albert Belle, 1998	.655
Frank Thomas, 1996	.626
Frank Thomas, 2000	.625
Jermaine Dye, 2006	.622
<b>José Abreu, 2020</b>	<b>.617</b>

## SOX ALL-TIME LEADERS

Rank, Player	HR
1. Frank Thomas	448
2. Paul Konerko	432
3. Harold Baines	221
4. Carlton Fisk	214
<b>5. José Abreu</b>	<b>198</b>
Rank, Player	RBI
9. Nellie Fox	740
10. Magglio Ordoñez	703
<b>11. José Abreu</b>	<b>671</b>

● Gave the Sox a 3-2 lead with a RBI single in the seventh inning on 8/4 at the Brewers ... the Sox won by that one-run margin.

● **Sensational Streak:** Recorded a career-high, 22-game hitting streak from 8/16-9/9 ... batted .370/.414/.772 (34-92) with seven doubles, 10 home runs, 28 RBI, 18 runs scored and a 1.186 OPS during the streak ... recorded eight multihit efforts, nine multiRBI efforts and two multihomer games ... marked the longest hitting streak in MLB in 2020, and the third-longest since 2018 behind Whit Merrifield (31 in 2018) and Willson Ramos (26 in 2019) ... tied Sam Mele (1953) and Eddie Collins (1920) for the eighth-longest in White Sox history, and was the longest by a White Sox since Carlos Lee's club record 28-game streak in 2004 ... joined Collins (22 in 1920; 21 in 1920; 20 in 1916) as the only players in Sox history with multiple 20-plus game hitting streaks ... his 10 homers were the most and 28 RBI the second-most (Albert Belle, 33 RBI in his 27-game hitting streak in 1997) in a White Sox 20-plus game hitting streak ... marked the longest hitting streak by a Cuban-born player since Rafael Palmeiro in 1994 (24 games).

● **High Honors:** Was named AL Player of the Week for 8/17-23 (fifth career weekly honor) after batting .533/.563/1.333 (16-30) with three doubles, seven home runs, 15 RBI and nine runs scored over seven games ... became the second player in White Sox history to hit .500 or better with at least seven homers and 15 RBI over a seven-game span ... OF Albert Belle hit .517 with eight home runs and 17 RBI from 7/10-15/98.

● Connected on a game-winning, solo home run in the eighth inning on 8/19 vs. Detroit ... marked his sixth career game-winning homer in the eighth inning or later, and first since 7/3-2/19 vs. the Tigers (game-ending three-run shot).

● **Seriously, What a Series:** Hit six home runs in the three-game series from 8/21-23 at the Cubs: two on 8/21 (off Jon Lester and Jason Adam), three on 8/22 (off Kyle Hendricks, Rowan Wick and Duane Underwood Jr.) and a solo shot on 8/23 (off Yu Darvish) ... below is notable information and accomplishments from his series at Wrigley Field:

- His second homer on 8/21 was estimated at 452 feet, the fourth-longest of his career (Statcast).
- Hit a career-high three home runs (all in the sixth inning or later) on 8/22, becoming the first player in White Sox history to hit three home runs in the sixth inning or later, and the first since Matt Davidson on 3/29/18 at Kansas City ... became the 15th player (16th time) in White Sox history with three-plus home runs in a game ... also matched his career high with four hits (13th time).
- Is the first Sox player to hit five home runs in a two-game span, and the sixth with back-to-back multihomer efforts (last Davidson in 2018).
- Hit a solo home run in his first at-bat on 8/23, becoming the first player in franchise history with a home run in four consecutive plate appearances ... the last player in MLB to accomplish the feat was Arizona's J.D. Martínez on 9/4/17 at the Dodgers (four-homer game).
- Became the fifth MLB player since at least 1913 to hit six home runs in a three-game series (STATS LLC).

● **Amazing in August (and July):** Was named AL Player of the Month for July/August, his third career Player honor and sixth monthly honor (three Rookie of the Month awards) ... hit .315/.359/.636 (45-143) with 10 doubles, 12 home runs, 32 RBI, a .996 OPS, 12 multihit efforts and nine walks over 35 games ... hit safely in 27 games and recorded eight multiRBI efforts ... his 11 home runs in August were the second-most in the month in franchise history behind Frank Thomas' 13 in 2003.

● Recorded three straight multiRBI efforts from 9/3-5 at Kansas City (seven RBI total).

● Went 0-4 on 9/11 vs. Detroit, snapping his hitting streak.

● **Powerful Performance:** Went 4-5 with two homers, a career-high tying seven RBI (second time) and five runs scored on 9/12 vs. the Tigers ... became the first White Sox to record a game with 4+ H/2+ HR/7+ RBI/5+ R ... joined Jim Spencer (eight RBI twice) as the only Sox with multiple seven-plus RBI games ... registered his 17th career multihomer game, breaking a tie with Magglio Ordoñez for sole possession of third place in club history.

● **50 and Fabulous, and Homers, and Hustle:** Hit a game-tying, RBI infield single in the seventh on 9/18 vs. Minnesota, helping the White Sox clinch their first postseason berth since 2008 ... also connected on his 17th home runs and recorded his 50th and 51st RBI of the season in the Sox 50th game ... the 17 homers are the third-most by a White Sox in the club's first 50 games, trailing Frank Thomas (21 in 1994) and Jim Thome in 2006 (20) ... the 51 RBI tied for the fifth-highest total in Sox history in the first 50 contests ... became the first player in MLB to record 50-plus RBI in his team's first 50 games since Detroit's Miguel Cabrera (57 RBI) in his 2013 MVP season.

- Drove in a run in five straight games from 9/19-23 (7 RBI).
- Helped erase a three-run deficit with a go-ahead, bases-clearing double in the fourth on 9/26 vs. the Cubs ... the Sox went on to a 9-5 win in the penultimate game of the season.

**CAREER HIGHLIGHTS**

- Is one of three players in major-league history to begin his career with four or more consecutive seasons of 25-plus home runs and 100-plus RBI (2014-17), joining Hall-of-Famer Joe DiMaggio (1936-41) and Albert Pujols (2001-10).
- Al Simmons (1924-34), Pujols (2001-10), Ted Williams (1939-42, '46-49) and DiMaggio (1936-42) are the only other players in history to record 100-plus RBI in his first four-plus seasons.
- Ranks among the White Sox all-time leaders in slugging percentage (3rd, .520), home runs (5th, 198), HBP (6th, 83), extra-base hits (7th, 445), average (10th, .294), RBI (11th, 671), total bases (13th, 1,969) and doubles (13th, 233).

**MLB RBI LEADERS SINCE 2014**

Player	RBI
Nolan Arenado	708
José Abreu	671
Nelson Cruz	663
Edwin Encarnación	655
Anthony Rizzo	616

**PLAYERS TO LEAD AL IN HITS AND RBI**

Player, Year	H/RBI
José Abreu, 2020	76/60
Jim Rice, 1978	213/139
Carl Yastrzemski, 1967	189/121
Lou Gehrig, 1931	211/184

● Is a three-time American League All-Star (2014, '18-19) ... is one of four White Sox first basemen to make three-plus All-Star teams, joining Paul Konerko (2002, '05-06, '10-11), Frank Thomas (1993-97) and Dick Allen (1972-74).

● His five 100-RBI seasons rank third in franchise history behind Thomas (10) and Konerko (six).

● Led the AL with a career-high 123 RBI in 2019, joining Dick Allen (113 in 1972) as the only White Sox to accomplish the feat.

● His four seasons of 30-plus home runs and 100-plus RBI are tied with Magglio Ordoñez for the third-highest total in Sox history behind Thomas (eight) and Konerko (five).

● Has hit 20-plus homers in six of his first seven seasons ... his six 20-homer seasons are the fourth-most in club history behind Konerko (13), Thomas (11) and Harold Baines (seven).

● Became the first player in club history to record 30-plus doubles in six straight seasons ... he and Nolan Arenado are the only players in the majors to record 30-plus doubles every season from 2014-19.

● Has won the AL Player of the Month Award for July/August 2020, April 2014 and July 2014 ... earned AL Rookie of the Month honors in April 2014, June 2014 and July 2014.

● Was named 2014 AL Rookie of the Year by the Baseball Writers Association of America, *Sporting News* and *Baseball America* ... was a unanimous choice by the BBWAA.

● Is a two-time AL Silver Slugger Award winner at first base (2014, '18) ... is one of six native Cubans to win a Silver Slugger Award, joining Yoéniis Céspedes (2016), Kendrys Morales (2015), Alexei Ramírez (2010, '14), José Canseco (1988, '90-91, '98) and Rafael Palmeiro (1998-99)... the only other White Sox to win multiple Silver Slugger Awards are Carlton Fisk (1981, '85, '88), Frank Thomas (1991, '93-94, 2000), Magglio Ordoñez (2000, '02) and Ramírez (2010, '14).

● Made his first return visit to Cuba in December 2015 as part of a goodwill trip sponsored by Major League Baseball and the MLB Players Association, where he was reunited with his son, Dariel, for the first time in two years.





**CAREER BATTING RECORD**

YEAR	CLUB	AVG	G	AB	R	H	TB	2B	3B	HR	RBI	SH	SF	HB	BB	SO	SB	CS	OBP	SLG	E
2004	Cienfuegos	.271	—	258	27	70	95	8	1	5	20	—	2	5	9	57	—	—	.307	.368	—
2005	Cienfuegos	.228	—	167	19	38	61	7	2	4	17	—	2	5	16	50	—	—	.311	.365	—
2006	Cienfuegos	.337	—	312	53	105	178	20	5	11	64	—	—	19	28	61	—	—	.423	.538	—
2007	Cienfuegos	.293	—	283	39	83	127	11	3	9	42	—	1	21	20	47	—	—	.382	.449	—
2008	Cienfuegos	.318	—	239	48	76	96	22	0	13	43	—	—	17	24	43	—	—	.418	.573	—
2009	Cienfuegos	.346	—	289	60	100	182	23	1	19	69	—	—	18	19	69	—	—	.429	.630	—
2010	Cienfuegos	.399	89	286	82	114	235	25	3	30	76	0	3	30	74	49	—	—	.555	.822	10
2011	Cienfuegos	.453	66	212	79	96	127	14	0	33	93	0	2	21	58	32	—	—	.597	.986	9
2012	Cienfuegos	.394	—	282	71	111	236	18	1	35	99	0	5	22	75	40	—	—	.542	.837	12
2013	Cienfuegos	.345	—	264	60	91	163	15	0	19	60	0	2	17	54	39	—	—	.479	.604	7
2014	WHITE SOX	.317	145	556	80	176	323	35	2	36	107	0	4	11	51	131	3	1	.383	*.581	6
2015	WHITE SOX	.290	154	613	88	178	308	34	3	30	101	0	1	15	39	140	0	0	.347	.502	11
2016	WHITE SOX	.293	159	624	67	183	292	32	1	25	100	0	9	15	47	125	0	2	.353	.468	10
2017	WHITE SOX	.304	156	621	95	189	*343	43	6	33	102	0	4	15	35	119	3	0	.354	.552	8
2018	WHITE SOX	.265	128	499	68	132	236	36	1	22	78	0	6	11	37	109	2	0	.325	.473	8
2019	WHITE SOX	.284	159	634	85	180	319	38	1	33	*123	0	*10	13	36	152	2	2	.330	.503	8
2020	WHITE SOX	.317	60	240	43	76	148	15	0	19	60	0	1	3	18	59	0	0	.370	.617	5
<b>CUBAN LEAGUE TOTALS</b>		<b>.341</b>	<b>—</b>	<b>2592</b>	<b>1018</b>	<b>884</b>	<b>1500</b>	<b>163</b>	<b>16</b>	<b>178</b>	<b>583</b>	<b>0</b>	<b>17</b>	<b>175</b>	<b>377</b>	<b>487</b>	<b>—</b>	<b>—</b>	<b>.426</b>	<b>.621</b>	<b>38</b>
<b>MLB TOTALS</b>		<b>.294</b>	<b>961</b>	<b>3787</b>	<b>526</b>	<b>1114</b>	<b>1969</b>	<b>233</b>	<b>14</b>	<b>198</b>	<b>671</b>	<b>0</b>	<b>35</b>	<b>83</b>	<b>263</b>	<b>835</b>	<b>10</b>	<b>5</b>	<b>.350</b>	<b>.520</b>	<b>56</b>

\*Led League; *Italics indicates independent or foreign league.*

**CAREER TRANSACTIONS**

- Signed by the White Sox as a free agent (10/29/13).
- On White Sox injured list with posterior tibia tendinitis in left ankle (5/18-6/2/14).
- On White Sox injured list following surgery for testicular torsion (8/22-9/9/18).

**CAREER FIELDING RECORD**

POSITION	PCT	G	GS	TC	PO	A	E	DP
First Base	.992	808	807	7166	6645	465	56	714

**CAREER GAME BESTS | HOME RUN INFORMATION**

**HITS** — 4 (14x, last 9/12/20 vs. DET) ... **HR** — 3 (8/22/20 at CUBS) ... **RBI** — 7 (2x, 9/12/20 vs. DET)  
**RUNS** — 5 (9/12/20 vs. DET) ... **SB** — 2 (4/14/19 at NYY) ... **HITTING STREAK** — 22 games (8/16-9/9/20)  
**GAME-ENDING HOME RUNS** — 2 (last 7/3-2/19 vs. DET) ... **GRAND SLAMS** — 2 (last 4/18/15 at DET)  
**MULTIHOME RUNS** — 17 (last 9/12/20 vs. DET) ... **PINCH-HIT HOME RUNS** — NONE  
**INSIDE-THE-PARK HOME RUNS** — NONE ... **LEADOFF HOME RUNS** — NONE

**ALL-STAR GAME RECORD**

YEAR	CLUB	AVG	G	AB	R	H	TB	2B	3B	HR	RBI	SH	SF	HB	BB	SO	SB	CS	OBP	SLG	E
2014	A.L., Minnesota	.000	1	1	0	0	0	0	0	0	0	0	0	0	0	0	0	0	.000	.000	0
2018	A.L., Washington	.000	1	2	0	0	0	0	0	0	0	0	0	0	0	1	0	0	.000	.000	0
2019	A.L., Cleveland	.000	1	1	0	0	0	0	0	0	0	0	0	0	0	0	0	0	.000	.000	0
<b>TOTALS</b>		<b>.000</b>	<b>3</b>	<b>4</b>	<b>0</b>	<b>0</b>	<b>0</b>	<b>0</b>	<b>0</b>	<b>0</b>	<b>0</b>	<b>0</b>	<b>0</b>	<b>0</b>	<b>0</b>	<b>1</b>	<b>0</b>	<b>0</b>	<b>.000</b>	<b>.000</b>	<b>0</b>

**WORLD BASEBALL CLASSIC RECORD**

YEAR	CLUB	AVG	G	AB	R	H	TB	2B	3B	HR	RBI	SH	SF	HB	BB	SO	SB	CS	OBP	SLG	E
2013	Cuba	.360	6	25	6	9	19	1	0	3	9	0	0	0	0	5	1	0	.385	.760	0



# 7 TIM ANDERSON

INFILDER | R-R | 6-1 | 185

**Given Name:** Timothy Devon Anderson

**2021 Opening Day Age:** 27 (June 23, 1993)

**Birthplace | Residence:** Tuscaloosa, Ala. | Flossmoor, Ill.

**Sox Acquisition:** Selected in the first round (17th overall), June 2013 First-Year Player Draft

**Contract Status:** Signed through 2022 (club options for 2023 and 2024)

**MLB Service:** 4.115

**Instagram:** @timanderson7 | **Twitter:** @TimAnderson



## 2020 SEASON

● **Nothing Average About TA:** Finished second in the American League behind the Yankees' DJ LeMahieu (.364) with a .322 average after leading the majors in 2019 with a .335 mark.

● **Near Historic Season:** Was attempting to become the 12th player (13th time) in the modern era to lead the majors in average in back-to-back seasons (fourth right-hander), the first since Colorado's Larry Walker in 1998-99 and the first in White Sox history ... went 3-33 (.091) over his last eight games to drop his average from .366 (.002 off the MLB lead) to .322.

● Would have joined Rogers Hornsby (1924-25), Tommy Davis (1962-63) and Roberto Clemente (1964-65) as the only right-handers in the modern era to lead MLB in batting average in back-to-back seasons.

● **Run Scoring Machine:** Tied Cleveland's José Ramírez for the AL lead with 45 runs scored ... joined John Mostil (135 in 1925) and Frank Thomas (106 in 1994) as the only players in White Sox history to lead the AL in runs.

● Was on a 162-game pace to score 122 runs, which would have been the third-highest total in franchise history behind Mostil in 1925 and Ray Durham in 1998 (126).

● **Tough on Lefties:** Batted .449/.509/1.000 (22-49) with seven doubles, six home runs and 12 RBI vs. left-handed pitchers ... led the AL in slugging and OPS, and ranked second behind Minnesota's Nelson Cruz in average and on-base percentage ... his .449 average set a new Sox franchise record, breaking the mark of .424 set by Avisail García in 2017.

● **Road Warrior:** Hit .333/.367/.569 (34-102) on the road ... ranked third in the AL in average, eighth in slugging and ninth in OPS.

● **Leadoff Man:** Batted .361/.384/.651 (30-83) with five home runs when leading off an inning ... tied for second in the AL with three leadoff home runs ... his eight career leadoff homers are tied with Alejandro De Aza for fourth in franchise history behind Ray Durham (20), Adam Eaton and Tim Raines (nine each).

● **Tiger Tamer:** Hit .513/.548/.974 (20-39) with five home runs, 10 RBI and 17 runs scored in nine games vs. Detroit ... his .974 slugging percentage and 1.522 OPS were franchise records against the Tigers, and his .513 average was the second-highest mark in Sox history behind Ray Morehart (.514) in 1926.

● **Four-Hit Wonder:** Tied LeMahieu for the major-league lead with four four-hit games ... led the majors with 10 four-hit games since the start of the 2019 season.

● Went 2-5 on Opening Day (7/24) vs. Minnesota ... hit his first home run of the season in Game 1 of a doubleheader on 7/28 at Cleveland.

● Was on the injured list from 8/1-10 with a right groin strain ... returned to the lineup on 8/11 at Detroit, going 1-4 with a walk and two runs scored

● Matched his career high with four hits, including his sixth career leadoff home run, on 8/12 at Detroit ... fell a double shy of the cycle ... Eloy Jiménez followed with a solo home run as part of back-to-back homers to open the game.

## ANDERSON AMONG AL LEADERS IN 2020

Category	Rank	No.
3-hit Games	1st	9
Runs	T1st	45
Average	2nd	.322
Infield Hits	T3rd	12
Hits	4th	67
WAR	5th	2.6
Multihit Games	5th	20
Total Bases	T9th	110
Slugging Pct.	12th	.529
OPS	12th	.886

## MLB BATTING LEADERS SINCE 2019

Player	AVG
DJ LeMahieu	.336
<b>Tim Anderson</b>	<b>.331</b>
Ketel Marte	.319
Jeff McNeil	.316
Charlie Blackmon	.311
Anthony Rendon	.311
Gio Urshela	.310
Trea Turner	.309
Michael Brantley	.309
Nelson Cruz	.308

● Anderson and Yoán Moncada led off on 8/17 vs. Detroit with back-to-back homers, marking the sixth time in franchise history the Sox have accomplished that feat and the second time in five days (also 8/12 at Detroit).

● Anderson and Jiménez (8/12 at Detroit), Moncada and Yolmer Sánchez (6/12/18 vs. Cleveland), Alen Hanson and Sánchez (9/2/17 vs. Tampa Bay), Durham and José Valentín (7/4/00 at Kansas City), and Boze Berger and Mike Kreevich (9/2/37 vs. Boston) also opened Sox games with consecutive homers (STATS LLC).

● Per Elias, the Sox became the first team since 1901 to hit two straight home runs to start a game twice in a five-game span.

● Led off on 8/18 vs. Detroit with a home run for the second straight game, third time in his last six and third game in a row against the Tigers (fell a triple short of the cycle).

● Became the fifth player in MLB history to hit a leadoff homer in three straight games vs. a single opponent, most recently accomplished by Atlanta's Ronald Acuña Jr. (four vs. Miami from 7/31-8/14/18).

● Also became the first player in franchise history to hit three leadoff homers in a six-game span, and the first in MLB since Acuña hit four homers in a five-game span from 8/11-14/18.

● Recorded his fifth career multihomer game (second of 2020) on 9/19 at Cincinnati, going back-to-back-to-back with Yasmani Grandal and José Abreu off Robert Stephenson in the eighth inning after hitting a solo shot off Trevor Bauer in the fifth.

● For the second straight year, was selected as the White Sox nominee for the Roberto Clemente Award, recognizing the player who best represents the game of baseball through extraordinary character, community involvement and positive contributions on and off the field.

## CAREER HIGHLIGHTS

● Is hitting .331/.357/.514 (234-706) with 43 doubles, 28 home runs, 77 RBI and 126 runs scored in 172 games since the start of the 2019 season ... his .331 average during that span ranks second in the major leagues behind DJ LeMahieu (.336).

● Led the major leagues with a .335 average in 2019, joining Luke Appling (.388 in 1936) as the only players in White Sox history to accomplish that feat.



**CAREER BATTING RECORD**

YEAR	CLUB	AVG	G	AB	R	H	TB	2B	3B	HR	RBI	SH	SF	HB	BB	SO	SB	CS	OBP	SLG	E
2013	Kannapolis	.277	68	267	45	74	97	10	5	1	21	2	2	7	23	78	24	4	.348	.363	19
2014	Winston-Salem	.297	68	286	48	85	135	18	7	6	31	0	2	5	7	68	10	3	.323	.472	31
	AZL White Sox	.200	5	15	2	3	9	0	0	2	2	0	0	0	2	5	0	1	.294	.600	0
	Birmingham	.364	10	44	7	16	22	3	0	1	7	1	0	0	0	9	0	1	.364	.500	3
2015	Birmingham	.312	125	513	79	160	220	21	12	5	46	4	2	7	24	114	49	13	.350	.429	25
2016	Charlotte	.304	55	247	39	75	101	10	2	4	20	1	0	0	8	58	11	4	.325	.409	10
	WHITE SOX	.283	99	410	57	116	177	22	6	9	30	6	1	1	13	117	10	2	.306	.432	14
2017	WHITE SOX	.257	146	587	72	151	236	26	4	17	56	2	1	3	13	162	15	1	.276	.402	*28
2018	WHITE SOX	.240	153	567	77	136	230	28	3	20	64	2	3	4	30	149	26	8	.281	.406	20
2019	Charlotte	.348	5	23	3	8	12	1	0	1	4	0	0	0	2	0	0	.348	.522	1	
	WHITE SOX	*.335	123	498	81	167	253	32	0	18	56	0	2	3	15	109	17	5	.357	.508	26
2020	WHITE SOX	.322	49	208	45	67	110	11	1	10	21	0	1	2	10	50	5	2	.357	.529	6
<b>MINOR TOTALS</b>		<b>.302</b>	<b>336</b>	<b>1395</b>	<b>223</b>	<b>421</b>	<b>596</b>	<b>63</b>	<b>26</b>	<b>20</b>	<b>131</b>	<b>8</b>	<b>6</b>	<b>19</b>	<b>64</b>	<b>334</b>	<b>94</b>	<b>26</b>	<b>.340</b>	<b>.427</b>	<b>89</b>
<b>MLB TOTALS</b>		<b>.281</b>	<b>570</b>	<b>2270</b>	<b>332</b>	<b>637</b>	<b>1006</b>	<b>119</b>	<b>14</b>	<b>74</b>	<b>227</b>	<b>10</b>	<b>8</b>	<b>13</b>	<b>81</b>	<b>587</b>	<b>73</b>	<b>18</b>	<b>.308</b>	<b>.443</b>	<b>94</b>

\*Led League

**CAREER TRANSACTIONS**

- Selected by the White Sox in the first round (17th overall) of the First-Year Player Draft (6/13).
- On MLB Paternity List (4/3-4/19).
- On White Sox injured list with a sprained right ankle (6/26-7/29/19); included rehab assignment to Class AAA Charlotte (7/24-29/19).
- On White Sox injured list with a strained right groin (8/1-10/20).

**CAREER FIELDING RECORD**

POSITION	PCT	G	GS	TC	PO	A	E	DP
Shortstop	.959	565	564	2300	774	1432	94	305

**CAREER GAME BESTS | HOME RUN INFORMATION**

**HITS** — 4 (11x, last 9/12/20 vs. DET) ... **HR** — 2 (5x, last 9/19/20 at CIN) ... **RBI** — 4 (3x, last 6/22/19 at TEX)  
**RUNS** — 4 (4/5/19 vs. SEA) ... **SB** — 2 (6x, last 4/21/19 at DET) ... **HITTING STREAK** — 15 games (9/9-24/17)  
**GAME-ENDING HOME RUNS** — 1 (4/26/19 vs. DET) ... **GRAND SLAMS** — 1 (4/14/19 at NYY)  
**MULTIHOME R GAMES** — 5 (last 9/19/20 at CIN) ... **PINCH-HIT HOMERS** — NONE  
**INSIDE-THE-PARK HOMERS** — NONE ... **LEADOFF HOME RUNS** — 8 (last 8/18/20 at DET)



For the second straight year, was selected as the White Sox nominee for the Roberto Clemente Award, recognizing the player who best represents the game of baseball through extraordinary character, community involvement and positive contributions on and off the field.

# 39 AARON BUMMER

LEFT-HANDED PITCHER | L-L | 6-3 | 215

**Given Name:** Aaron James Bummer

**2021 Opening Day Age:** 27 (September 21, 1993)

**Birthplace | Residence:** Valencia, Calif. | Omaha, Neb.

**Sox Acquisition:** Selected in the 19th round, June 2014 First-Year Player Draft

**Contract Status:** Signed through 2024 (club options for 2025 and 2026)

**MLB Service:** 2.150

**Instagram:** @aaronbummer | **Twitter:** @aaron.bummer



## 2020 SEASON

- Was limited to just nine appearances and 9.1 IP by a left biceps strain.
- Posted three holds after tying for sixth in the American League with 27 in 2019 ... averaged 13.5 strikeouts per 9.0 IP (14 SO) and did not allow a home run.
- Limited opponents to a .152/.263/.152 (5-33) average with no extra-base hits ... right-handers were 2-20 (.100) while lefties went 3-13 (.231) ... first batters faced were 2-8 (.250).
- Ended the season on an eight-game scoreless streak, allowing five hits with 14 strikeouts over 9.1 IP.
- Made his second Opening Day roster (also 2018) ... allowed one run on two hits over 0.2 IP in his season debut on 7/24 vs. Minnesota but threw 6.2 scoreless IP with 10 strikeouts over his final six appearances.
- Recorded his first hold on 7/25 vs. Minnesota (0.2 scoreless IP) and his first win on 7/29 at Cleveland after working a perfect eighth inning.

- Left the game on 8/7 vs. Milwaukee in the seventh inning with left biceps soreness ... was placed on the injured list on 8/8 with a left biceps strain.
- Was reinstated from the IL on 9/24 and pitched that night at Cleveland, throwing a scoreless eighth inning (11 pitches).
- Pitched a scoreless eighth inning in his final appearance on 9/26 vs. the Cubs.
- Agreed to terms on a five-year, \$16-million contract, plus two club options, on 2/22.

## CAREER HIGHLIGHTS

- His 27 holds in 2019 were third-highest total in franchise history behind Barry Jones (30 in 1990) and Nate Jones (28 in 2016) and the most by a left-hander.
- Has limited left-handers to a .198/.251/.274 (39-197) average and first batters to a .179/.276/.188 (21-117) average.

## CAREER PITCHING RECORD

YEAR	CLUB	W-L	PCT	ERA	G	GS	CG	SHO	SV	IP	H	R	ER	HR	HB	BB-I	SO	WP	BK	AVG
2014	Great Falls	0-0	.000	2.45	16	0	0	0	1	22.0	18	7	6	1	2	6-0	28	3	0	.222
2015		DID NOT PLAY DUE TO INJURY																		
2016	AZL White Sox	0-0	.000	12.27	4	0	0	0	0	3.2	5	5	5	0	0	2-0	6	1	0	.313
	Great Falls	1-1	.500	3.38	7	0	0	0	0	8.0	7	3	3	0	0	4-0	11	1	0	.233
	Winston-Salem	0-1	.000	1.80	4	0	0	0	0	5.0	4	2	1	0	0	1-0	1	2	0	.200
2017	Winston-Salem	0-2	.000	4.91	8	0	0	0	2	11.0	10	6	6	2	0	3-0	15	1	0	.227
	Birmingham	1-3	.250	3.00	17	1	0	0	3	33.0	29	11	11	2	0	16-3	34	2	0	.246
	Charlotte	0-0	.000	1.80	3	0	0	0	0	5.0	5	2	1	0	0	1-0	5	1	0	.263
	WHITE SOX	1-3	.333	4.50	30	0	0	0	0	22.0	13	11	11	4	1	15-1	17	1	0	.178
2018	WHITE SOX	0-1	.000	4.26	37	0	0	0	0	31.2	40	19	15	1	1	10-0	35	7	1	.301
	Charlotte	2-3	.400	2.64	31	0	0	0	0	30.2	27	11	9	0	0	11-1	30	3	0	.235
2019	Charlotte	0-0	.000	2.35	5	0	0	0	0	7.2	7	2	2	0	1	2-0	6	1	0	.259
	WHITE SOX	0-0	.000	2.13	58	0	0	0	1	67.2	43	17	16	4	3	24-2	60	4	0	.184
2020	WHITE SOX	1-0	1.000	0.96	9	0	0	0	0	9.1	5	1	1	0	0	5-0	14	0	0	.152
<b>MINOR TOTALS</b>		<b>4-10</b>	<b>.286</b>	<b>3.14</b>	<b>95</b>	<b>1</b>	<b>0</b>	<b>0</b>	<b>6</b>	<b>126.0</b>	<b>112</b>	<b>49</b>	<b>44</b>	<b>5</b>	<b>3</b>	<b>46-4</b>	<b>136</b>	<b>15</b>	<b>0</b>	<b>.238</b>
<b>MLB TOTALS</b>		<b>2-4</b>	<b>.333</b>	<b>2.96</b>	<b>134</b>	<b>0</b>	<b>0</b>	<b>0</b>	<b>1</b>	<b>130.2</b>	<b>101</b>	<b>48</b>	<b>43</b>	<b>9</b>	<b>5</b>	<b>54-3</b>	<b>126</b>	<b>12</b>	<b>1</b>	<b>.214</b>

## CAREER TRANSACTIONS

- Selected by the White Sox in the 19th round of the First-Year Player Draft (6/14).
- On White Sox injured list with left biceps strain (8/8-9/23/20).

## CAREER FIELDING RECORD

POSITION	PCT	G	GS	TC	PO	A	E	DP
Pitcher	.897	134	0	29	6	20	3	3

## CAREER RELIEF BREAKDOWN

**Holds** — Career: 39; **2020:** 3; **2019:** 27; **2018:** 2; **2017:** 7.  
**Inherited Runners/Scored** — Career: 88/26 (29.5); **2020:** 3/3 (1.000); **2019:** 36/7 (19.4); **2018:** 32/14 (43.8); **2017:** 17/2 (11.8).  
**First Batter Efficiency** — Career: .179 (21-117); **2020:** .250 (2-8); **2019:** .115 (6-52); **2018:** .303 (10-33); **2017:** .125 (3-24).

## CAREER GAME BESTS

**STRIKEOUTS** — 4 (9/26/18 vs. CLE; 2.0 IP) ... **INNINGS PITCHED** — 2.0 (13x, last on 9/28/19-2 vs. DET)  
**WINNING STREAK** — NONE ... **CONSECUTIVE SCORELESS IP** — 9.0 (2x, last 9/14-29/19)



# 62 ZACK BURDI

RIGHT-HANDED PITCHER | R-R | 6-3 | 210

**Given Name:** Zachary Michael Burdi

**2021 Opening Day Age:** 26 (March 9, 1995)

**Birthplace and Residence:** Downers Grove, Ill.

**Sox Acquisition:** Selected in the first round (26th overall)

June 2016 First-Year Player Draft

**Contract Status:** Signed through 2020

**MLB Service:** 0.083

**Instagram:** @z\_via\_b | **Twitter:** @idrubkcaz15\_U



WHITE SOX OVERVIEW

MANAGER & COACHES

PLAYERS & ROSTER

2020 SEASON REVIEW

POSTSEASON HISTORY

MEDIA INFO. & MISC.

## 2020 SEASON

- Appeared in eight games for the White Sox in his first major-league season ... tossed 1.0 IP in seven of his eight outings.
- Averaged 13.50 strikeouts per 9.0 IP (11 SO/7.1 IP)
- Limited left-handed batters to a .188 (3-16) average ... righties went 8-18 (.444).
- Was recalled from the Schaumburg training facility on 8/8 ... made his major-league debut that afternoon vs. Cleveland, working a perfect inning with two strikeouts in relief ... struck out Beau Taylor for the first of his career.

- Tossed 1.0 scoreless IP in his second game on 8/11 at Detroit.
- Surrendered a solo home run to Paul Goldschmidt on 5/15-2 vs. St.Louis (1.0 IP).
- Made his third scoreless appearance on 8/17 vs. Detroit, tossing a perfect inning with two strikeouts
- Allowed 10 runs (eight earned) on nine hits and two walks over 3.1 IP in his last four outings from 8/18-9/2 ... opponents batted .450 (9-20) with three homers against during that span.
- Struck out a career-high three on 9/2 at Minnesota.
- Optioned to Schaumburg for the remainder of 2020 on 9/7.

## CAREER PITCHING RECORD

YEAR	CLUB	W-L	PCT	ERA	G	GS	CG	SHO	SV	IP	H	R	ER	HR	HB	BB-I	SO	WP	BK	AVG
2016	AZL White Sox	0-0	.000	0.00	1	0	0	0	0	1.0	1	0	0	0	0	0-0	1	0	0	.250
	Winston-Salem	0-0	.000	5.40	4	0	0	0	0	5.0	6	3	3	1	0	0-0	4	0	0	.316
	Birmingham	0-0	.000	3.94	12	0	0	0	0	16.0	7	8	7	2	1	9-0	24	1	0	.132
	Charlotte	1-0	1.000	2.25	9	0	0	0	1	16.0	9	5	4	0	0	11-1	22	1	0	.161
2017	Charlotte	0-4	.000	4.05	29	0	0	0	7	33.1	30	18	15	2	3	17-1	51	5	0	.231
2018	AZL White Sox	0-1	.000	2.84	7	1	0	0	0	6.1	5	3	2	0	0	4-0	7	1	0	.217
2019	Kannapolis	1-1	.500	9.00	3	0	0	0	0	3.0	4	3	3	0	0	1-0	6	1	0	.308
	Birmingham	0-3	.000	6.41	17	0	0	0	3	19.2	24	16	14	5	0	13-0	24	3	2	.289
2020	WHITE SOX	0-1	.000	11.05	8	0	0	0	0	7.1	11	11	9	4	0	3-0	11	1	0	.324
<b>MINOR TOTALS</b>		<b>2-9</b>	<b>.182</b>	<b>4.31</b>	<b>82</b>	<b>1</b>	<b>0</b>	<b>0</b>	<b>11</b>	<b>100.1</b>	<b>86</b>	<b>56</b>	<b>48</b>	<b>10</b>	<b>4</b>	<b>55-2</b>	<b>139</b>	<b>12</b>	<b>2</b>	<b>.226</b>
<b>MLB TOTALS</b>		<b>0-1</b>	<b>.000</b>	<b>11.05</b>	<b>8</b>	<b>0</b>	<b>0</b>	<b>0</b>	<b>0</b>	<b>7.1</b>	<b>11</b>	<b>11</b>	<b>9</b>	<b>4</b>	<b>0</b>	<b>3-0</b>	<b>11</b>	<b>1</b>	<b>0</b>	<b>.324</b>

## CAREER TRANSACTIONS

— Selected by the White Sox in the first round (26th overall) of the First-Year Player Draft (6/16).


## CAREER FIELDING RECORD

POSITION	PCT	G	GS	TC	PO	A	E	DP
Pitcher	1.000	8	0	1	0	1	0	0

## CAREER GAME BESTS

**STRIKEOUTS** — 3 (9/2/20 at MIN, 1.0 IP) ... **INNINGS PITCHED** — 1.0 (7x, last on 9/2/20 at MIN)

**WINNING STREAK** — NONE ... **CONSECUTIVE SCORELESS IP** — 2.0 (8/8-11/20)



# 61 RYAN BURR

RIGHT-HANDED PITCHER | R-R | 6-4 | 230

**Given Name:** Ryan Matthew Burr

**2021 Opening Day Age:** 26 (May 28, 1994)

**Birthplace | Residence:** Highlands Ranch, Colo. | Tempe, Ariz.

**First Pro Contract:** Arizona Diamondbacks, selected in the fifth round, June 2015 First-Year Player Draft

**Sox Acquisition:** Obtained from Arizona in exchange for international signing bonus pool money, August 11, 2017

**Contract Status:** Signed through 2020

**MLB Service:** 1.040

**Instagram:** @ryanburr303 | **Twitter:** @RyanBurrASU



## 2020 SEASON

- Spent the entire season at the Schaumburg training facility.

## CAREER PITCHING RECORD

YEAR	CLUB	W-L	PCT	ERA	G	GS	CG	SHO	SV	IP	H	R	ER	HR	HB	BB-I	SO	WP	BK	AVG
2015	Hillsboro	3-0	1.000	1.88	13	0	0	0	3	14.1	7	3	3	1	1	5-0	21	0	0	.140
	Kane County	1-0	1.000	0.46	13	0	0	0	0	19.2	12	1	1	0	0	6-0	28	0	1	.174
2016	Kane County	1-2	.333	3.86	14	0	0	0	0	21.0	22	12	9	0	0	9-1	18	3	0	.265
	AZL D'Backs	0-0	.000	0.00	2	0	0	0	0	2.0	2	0	0	0	1	1-0	2	0	0	.286
2017	Kane County	1-2	.333	2.81	22	0	0	0	4	32.0	29	10	10	3	1	15-0	46	1	1	.244
	Visalia	1-0	1.000	0.72	17	0	0	0	1	25.0	13	2	2	0	1	6-0	29	1	0	.160
	Winston-Salem	0-0	.000	0.00	6	0	0	0	1	8.1	5	1	0	0	1	5-0	13	1	0	.179
2018	Birmingham	4-2	.667	2.72	30	0	0	0	2	43.0	30	15	15	3	0	23-0	43	7	0	.196
	Charlotte	0-1	.000	1.08	7	0	0	0	0	8.1	4	2	1	0	0	2-0	8	0	0	.154
	WHITE SOX	0-0	.000	7.45	8	0	0	0	0	9.2	12	8	8	3	1	6-1	6	0	0	.333
2019	WHITE SOX	1-1	.500	4.58	16	1	0	0	0	19.2	17	13	10	3	0	8-0	20	0	0	.227
<b>MINOR TOTALS</b>		<b>11-7</b>	<b>.611</b>	<b>2.02</b>	<b>124</b>	<b>0</b>	<b>0</b>	<b>0</b>	<b>11</b>	<b>173.2</b>	<b>124</b>	<b>46</b>	<b>39</b>	<b>7</b>	<b>5</b>	<b>72-1</b>	<b>208</b>	<b>13</b>	<b>2</b>	<b>.201</b>
<b>MLB TOTALS</b>		<b>1-1</b>	<b>.500</b>	<b>5.52</b>	<b>24</b>	<b>1</b>	<b>0</b>	<b>0</b>	<b>0</b>	<b>29.1</b>	<b>29</b>	<b>21</b>	<b>18</b>	<b>6</b>	<b>1</b>	<b>14-1</b>	<b>26</b>	<b>0</b>	<b>0</b>	<b>.261</b>

## CAREER TRANSACTIONS

- Selected by Arizona in the fifth round of First-Year Player Draft (6/15).
- Traded by Arizona to the White Sox in exchange for international signing bonus pool money (8/11/17).
- On White Sox injured list with A/C joint inflammation in his right shoulder (4/28-5/5/19).
- On White Sox injured list with a right elbow capsule strain and Tommy John surgery (5/25/19-remainder of season); transferred to 60-day injured list (7/8/19).

## CAREER GAME BESTS

**STRIKEOUTS** — 3 (3x, last 5/24/19 at MIN, 1.0 IP) ... **INNINGS PITCHED** — 2.0 (3x, last 5/20/19 at HOU)  
**WINNING STREAK** — One game (4/5/19) ... **CONSECUTIVE SCORELESS IP** — 4.2 (4/22-5/17/19)





# 84 DYLAN CEASE

RIGHT-HANDED PITCHER | R-R | 6-2 | 200

**Given Name:** Dylan Edward Cease

**2021 Opening Day Age:** 25 (December 28, 1995)

**Birthplace | Residence:** Milton, Ga. | Ball Ground, Ga.

**First Pro Contract:** Chicago Cubs, selected in the sixth round, June 2014 First-Year Player Draft

**Sox Acquisition:** Obtained from the Chicago Cubs with INF Bryant Flete, OF Eloy Jiménez and 1B Matt Rose in exchange for LHP José Quintana, July 13, 2017

**Contract Status:** Signed through 2020

**MLB Service:** 1.089

**Instagram:** @dylancease7 | **Twitter:** @DylanCease



## 2020 SEASON

- Spent his first full season in the major leagues after making his first Opening Day roster.
- Lowered his ERA from 5.79 in 2019 to 4.01 and his opponents batting average from .271 to .234 ... limited right-handers to a .202 (18-89) average.
- Averaged 6.79 strikeouts and 5.25 walks per 9.0 IP, compared to 9.99 and 4.32 in 2019 ... his strikeout percentage fell from 24.8 in 2019 to 17.3 this season, while his walk rate rose to 13.3 from 10.7.
- His 5.25 walks and 1.85 home runs per 9.0 IP (12 homers) both were the highest rates in the American League.
- Averaged less than 5.0 IP per start ... threw 6.0-plus IP four times in 12 starts ... received an average of 5.86 runs of support per 9.0 IP, but the Sox scored just one run in his final three starts.
- Went 4-1 with a 3.18 ERA (14 ER/39.2 IP) in eight starts vs. the AL Central and 0-3 with a 5.79 ERA (12 ER/18.2 IP) over four interleague starts.
- Made his season debut in Game 1 of a doubleheader on 7/28 at Cleveland ... suffered the loss after allowing four runs on seven hits, including two home runs, in 2.1 IP.
- Recorded a career-best, four-game winning streak from 8/2-18, posting a 1.93 ERA (5 ER/23.1 IP).
- Earned his first win of the season on 8/2 at Kansas City (2 ER/6.0 IP) and his first at home on 8/7 vs. Cleveland (5.0 scoreless IP).
- Posted back-to-back wins against Detroit on 8/12 at Comerica Park (1 ER/6.0 IP) and 8/17 in Chicago (2 ER/6.1 IP).
- His winning streak ended on 8/23 at the Cubs despite allowing two runs on four hits over 6.0 IP against his former team ... carried a 1-0 lead into the sixth inning before allowing a two-run homer to Kyle Schwarber ... Cubs held on for 2-1 win.
- Earned his final win on 9/3 at Kansas City (3 ER/5.0 IP) ... went 0-2 with a 5.71 ERA (11 ER/17.1 IP) and 14 walks over his final four starts.
- Issued a career-high seven walks over 3.0 IP on 9/20 at Cincinnati but did not yield a hit ... lost his final start of the season on 9/25 vs. the Cubs, allowing five runs (three homers) over 4.2 IP.

## CAREER PITCHING RECORD

YEAR	CLUB	W-L	PCT	ERA	G	GS	CG	SHO	SV	IP	H	R	ER	HR	HB	BB-I	SO	WP	BK	AVG
2015	AZL Cubs	1-2	.333	2.63	11	8	0	0	0	24.0	12	12	7	0	2	16-0	25	9	1	.145
2016	Eugene	2-0	1.000	2.22	12	12	0	0	0	44.2	27	14	11	1	2	25-0	66	4	2	.175
2017	South Bend	1-2	.333	2.79	13	13	0	0	0	51.2	39	18	16	2	2	26-0	74	7	0	.214
	Kannapolis	0-8	.000	3.89	9	9	0	0	0	41.2	35	22	18	1	1	18-0	52	3	0	.229
2018	Winston-Salem	9-2	.818	2.89	13	13	0	0	0	71.2	52	31	23	5	3	28-0	82	5	0	.204
	Birmingham	3-0	1.000	1.72	10	10	0	0	0	52.1	30	11	10	3	0	22-0	78	3	0	.168
2019	Charlotte	5-2	.714	4.48	15	15	0	0	0	68.1	75	39	34	4	3	32-0	73	7	1	.284
	WHITE SOX	4-7	.364	5.79	14	14	0	0	0	73.0	78	51	47	15	2	35-1	81	4	0	.271
2020	WHITE SOX	5-4	.556	4.01	12	12	0	0	0	58.1	50	30	26	12	5	34-1	44	1	0	.234
<b>MINOR TOTALS</b>		<b>21-16</b>	<b>.568</b>	<b>3.02</b>	<b>83</b>	<b>80</b>	<b>0</b>	<b>0</b>	<b>0</b>	<b>354.1</b>	<b>270</b>	<b>147</b>	<b>119</b>	<b>16</b>	<b>13</b>	<b>167-0</b>	<b>450</b>	<b>38</b>	<b>4</b>	<b>.213</b>
<b>MLB TOTALS</b>		<b>9-11</b>	<b>.450</b>	<b>5.00</b>	<b>26</b>	<b>26</b>	<b>0</b>	<b>0</b>	<b>0</b>	<b>131.1</b>	<b>128</b>	<b>81</b>	<b>73</b>	<b>27</b>	<b>5</b>	<b>69-2</b>	<b>125</b>	<b>5</b>	<b>0</b>	<b>.255</b>

## CAREER TRANSACTIONS

- Selected by Chicago-NL in the sixth round of the First-Year Player Draft (6/14).
- Traded by Chicago-NL with INF Bryant Flete, OF Eloy Jiménez and 1B Matt Rose to the White Sox in exchange for LHP José Quintana (7/13/17).

## CAREER FIELDING RECORD

POSITION	PCT	G	GS	TC	PO	A	E	DP
Pitcher	.958	26	26	24	14	9	1	2

## CAREER GAME BESTS

**STRIKEOUTS** — 11 (9/3/19 at CLE, 6.2 IP) ... **INNINGS PITCHED** — 7.0 (8/1/19 vs. NYM)  
**WINNING STREAK** — 4 games (8/2-18/20) ... **CONSECUTIVE SCORELESS IP** — 8.1 (8/18-23/20)

# 38 ZACK COLLINS

CATCHER | L-R | 6-3 | 230

**Given Name:** Zachary Allen Collins

**2021 Opening Day Age:** 26 (February 6, 1995)

**Birthplace | Residence:** Pembroke Pines, Fla. | Fort Lauderdale, Fla.

**Sox Acquisition:** Selected in the first round (10th overall)

June 2016 First-Year Player Draft

**Contract Status:** Signed through 2020

**MLB Service:** 0.152

**Instagram:** @zack\_collins\_ | **Twitter:** @zackcollins0



## 2020 SEASON

- Appeared in nine games in his secons season with the Sox.
- Made three starts as the designated hitter and one at catcher ... went 0-1 as a pinch-hitter and entered one as a pinch-runner.
- White Sox pitchers owned a 2.70 ERA (3 ER/10.0 IP) when he was behind the plate ... did not throw out an attempted basestealer (0-1).

- Made his debut as a pinch hitter on 7/25 vs. Minnesota.
- Made his first start of 2020 as the designated hitter on 7/28-82 at Cleveland.
- Made his first start at catcher and recorded his first hit (double) of the season on 8/19 vs. Detroit.
- Was optioned to Schaumburg on 8/28 and did not return to the major-league roster in the regular season

## CAREER BATTING RECORD

YEAR	CLUB	AVG	G	AB	R	H	TB	2B	3B	HR	RBI	SH	SF	HB	BB	SO	SB	CS	OBP	SLG	E
2016	AZL White Sox	.091	3	11	1	1	1	0	0	0	0	0	0	0	0	7	0	0	.091	.182	0
	Winston-Salem	.258	36	120	24	31	56	7	0	6	18	0	0	0	33	39	0	0	.418	.467	0
2017	Winston-Salem	.223	101	341	63	76	151	18	3	17	48	4	3	2	76	118	0	2	.365	.443	8
	Birmingham	.235	12	34	7	8	16	2	0	2	5	0	0	0	11	11	0	0	.422	.471	3
2018	Birmingham	.234	122	418	58	98	169	24	1	15	68	2	7	3	*101	158	5	0	.382	.404	9
2019	Charlotte	.282	88	294	56	83	161	19	1	19	74	0	8	3	62	98	0	0	.403	.548	7
	WHITE SOX	.186	27	86	10	16	30	3	1	3	12	0	0	1	14	39	0	0	.307	.349	0
2020	WHITE SOX	.063	9	16	1	1	2	1	0	0	0	0	0	0	2	5	0	0	.167	.125	0
<b>MINOR TOTALS</b>		<b>.244</b>	<b>362</b>	<b>1218</b>	<b>209</b>	<b>297</b>	<b>554</b>	<b>70</b>	<b>5</b>	<b>59</b>	<b>213</b>	<b>6</b>	<b>18</b>	<b>8</b>	<b>283</b>	<b>431</b>	<b>5</b>	<b>2</b>	<b>.385</b>	<b>.455</b>	<b>27</b>
<b>MLB TOTALS</b>		<b>.167</b>	<b>36</b>	<b>102</b>	<b>11</b>	<b>17</b>	<b>32</b>	<b>4</b>	<b>1</b>	<b>3</b>	<b>12</b>	<b>0</b>	<b>0</b>	<b>1</b>	<b>16</b>	<b>44</b>	<b>0</b>	<b>0</b>	<b>.286</b>	<b>.314</b>	<b>0</b>

\*Led League

## CAREER TRANSACTIONS

— Selected by the White Sox in the first round (10th overall) of First-Year Player Draft (6/9/16).

## CAREER FIELDING RECORD

POSITION	PCT	G	GS	TC	PO	A	E	DP	POSITION	PCT	G	GS	TC	PO	A	E	DP
Catcher	1.000	12	11	87	86	1	0	0	First Base	1.000	2	1	6	6	0	0	0

## CAREER CATCHING BREAKDOWN

**Caught Stealing Percentage — Career:** 0.0 (0-9); **2020:** 0.0 (0-1); **2019:** 0.0 (0-8).

**Catcher's ERA — Career:** 5.71 (63 ER/99.1 IC); **2020:** 2.70 (3 ER/10.0 IP); **2019:** 6.04 (60 ER/89.1 IC).

## CAREER GAME BESTS | HOME RUN INFORMATION

**HITS — 2** (4x, last 9/26/19 vs. CLE) ... **HR — 1** (3x, last 9/18/19 at MIN) ... **RBI — 3** (6/21/19 at TEX)

**RUNS — 2** (7/3/19-2 vs. DET) ... **SB — NONE** ... **HITTING STREAK — Six** games (9/14-24/19)

**GAME-ENDING HOME RUNS — NONE** ... **GRAND SLAMS — NONE** ... **MULTIHOMER GAMES — NONE**  
**PINCH-HIT HOME RUNS — NONE** ... **INSIDE-THE-PARK HOME RUNS — NONE** ... **LEADOFF HOME RUNS — NONE**



# 48 ALEX COLOMÉ

RIGHT-HANDED PITCHER | R-R | 6-1 | 225

**Given Name:** Alexander Manuel Colomé Pérez

**2021 Opening Day Age:** 32 (December 31, 1988)

**Birthplace | Residence:** Santo Domingo, D.R. | San Pedro de Macorís, D.R.

**First Pro Contract:** Tampa Bay Rays, signed as a free agent, March 20, 2007

**Sox Acquisition:** Obtained from the Seattle Mariners in exchange for C Omar Narváez, November 30, 2018

**Contract Status:** Signed through 2020

**MLB Service:** 6.118

**Instagram:** @alexcolome37 | **Twitter:** @AlexanderColome



WHITE SOX OVERVIEW

MANAGER & COACHES

PLAYERS & ROSTER

2020 SEASON REVIEW

POSTSEASON HISTORY

MEDIA INFO. & MISC.

## 2020 SEASON

- **American League Relief Leaders:** 2nd-ERA (0.81) and T3rd-Saves (12).
- Made 21 appearances in his second season with Chicago.
- Went 12-13 in save opportunities (92.3 percent) ... marked his highest save percentage since 2016 (92.5) ... converted all seven save chances on the road.
- Held opponents to a .163 (13-80) average ... left-handers batted .098 (4-41) while righties hit .231 (9-39).
- Allowed just one unearned run over 11.0 IP at Guaranteed Rate Field (10 games) posted a 1.59 ERA (2 ER/11.1 IP) in 11 outings on the road.
- Converted six consecutive saves to open 2020 from 7/31-8/19 ... allowed just three hits with zero walks and eight strikeouts.
- Made his season debut in Game 2 of a doubleheader on 7/28 at Cleveland (1.0 scoreless IP) ... earned his first save of the season on 7/31 at Kansas City (1.0 scoreless IP).
- Converted both saves of a sweep from 8/3-4 at Milwaukee ... the tying run was either on base or at bat in both appearances.
- Recorded his fifth save in as many chances on 8/12 at Detroit ... pitched a perfect ninth inning with a strikeout.
- His 9.0 scoreless IP streak to start the season was snapped on 8/22 against the Cubs ... allowed one run on one hit with a strikeout and walk over 1.0 IP.

- Suffered his first blown save and recorded his first win on 8/28 vs. Kansas City after allowing one unearned run in 1.1 IP.
- Posted a save in consecutive games on 9/4-5 at the Royals ... recorded four outs on a season-high 40 pitches on 9/4, and worked a perfect 1.0 IP on nine pitches on 9/5.
- Saved his 10th game on 9/11 vs. Detroit, pitching a perfect ninth on 16 pitches.
- Posted his second win of the season on 9/14 at Guaranteed Rate Field against Minnesota, allowing one hit and giving up a walk over 1.1 IP.
- Recorded the last four outs of the game for his 12th save on 9/17 vs. Minnesota ... the save clinched a playoff spot for the White Sox for the first time since 2008.
- Worked a perfect 1.0 IP and threw season-low six pitches on 9/22 at Cleveland ... left the game with back spasms.
- Made his final appearance of the season on 9/26 vs. the Cubs, tossing a 1-2-3 ninth inning.

## CAREER HIGHLIGHTS

- Has recorded 10-plus saves in each of the past five seasons.
- Is 2-1 with a 1.51 ERA (8 ER/47.2 IP), 42 saves, 47 strikeouts, 16 walks and a .157 (27-172) opponents average in 46 save opportunities since 2019.
- Ranks among American League relievers since 2013 in saves (4th, 138), ERA (7th, 2.75) and save percentage (10th, 85.7).

## CAREER PITCHING RECORD

YEAR	CLUB	W-L	PCT	ERA	G	GS	CG	SHO	SV	IP	H	R	ER	HR	HB	BB-I	SO	WP	BK	AVG
2007	DSL Devil Rays	1-6	.143	2.97	14	11	0	0	0	39.1	30	18	13	1	5	31-0	50	16	0	.208
2008	Princeton	0-5	.000	6.80	12	11	0	0	0	46.1	50	45	35	5	7	26-0	52	6	3	.272
2009	Hudson Valley	7-4	.636	1.66	15	15	2	1	0	76.0	46	22	14	0	5	32-0	94	5	0	.174
2010	Bowling Green	6-6	.500	3.95	22	22	1	0	0	114.0	98	59	50	14	4	45-0	118	4	2	.233
	Charlotte	0-0	.000	2.25	1	1	0	0	0	4.0	5	1	1	0	1	0-0	8	0	0	.333
2011	Charlotte	9-5	.643	3.66	19	19	1	0	0	105.2	78	45	43	8	6	44-0	92	9	2	.214
	Montgomery	3-4	.429	4.15	9	9	1	1	0	52.0	41	25	24	5	6	28-1	31	8	0	.219
2012	Montgomery	8-3	.727	3.48	14	14	1	0	0	75.0	69	30	29	2	0	34-0	75	5	3	.252
	Durham	0-1	.000	3.24	3	3	0	0	0	16.2	12	6	6	1	1	9-0	15	2	0	.207
2013	Durham	4-6	.400	3.07	14	14	0	0	0	70.1	63	30	24	5	4	29-0	72	5	0	.236
	TAMPA BAY	1-1	.500	2.25	3	3	0	0	0	16.0	14	8	4	2	1	9-0	12	1	0	.230
2014	Charlotte	0-1	.000	1.64	3	3	0	0	0	11.0	7	2	2	0	0	5-0	10	2	0	.179
	TAMPA BAY	2-0	1.000	2.66	5	3	0	0	0	23.2	19	7	7	1	0	10-0	13	3	0	.221
	Durham	7-6	.538	3.77	15	15	0	0	0	86.0	84	40	36	2	7	30-0	73	5	1	.261
2015	Charlotte	0-1	.000	3.00	2	2	0	0	0	6.0	9	2	2	2	0	0-0	5	0	0	.333
	Durham	1-0	1.000	1.93	2	2	0	0	0	9.1	8	2	2	1	1	3-0	12	0	0	.242
	TAMPA BAY	8-5	.615	3.94	43	13	0	0	0	109.2	112	50	48	9	4	31-4	88	8	0	.271
2016	TAMPA BAY	2-4	.333	1.91	57	0	0	0	37	56.2	43	12	12	6	2	15-1	71	1	0	.206
2017	TAMPA BAY	2-3	.400	3.24	65	0	0	0	47	66.2	57	27	24	4	3	23-7	58	4	0	.232
2018	TAMPA BAY	2-5	.286	4.15	23	0	0	0	11	21.2	24	12	10	1	3	8-1	23	6	1	.273
	SEATTLE	5-0	1.000	2.53	47	0	0	0	1	46.1	35	14	13	6	3	13-1	49	10	1	.207
2019	WHITE SOX	4-5	.444	2.80	62	0	0	0	30	61.0	42	28	19	7	1	23-2	55	4	0	.191
2020	WHITE SOX	2-0	1.000	0.81	21	0	0	0	12	22.1	13	3	2	0	1	8-0	16	0	0	.163
<b>MINOR TOTALS</b>		<b>46-48</b>	<b>.489</b>	<b>3.55</b>	<b>145</b>	<b>141</b>	<b>6</b>	<b>2</b>	<b>0</b>	<b>711.2</b>	<b>600</b>	<b>327</b>	<b>281</b>	<b>46</b>	<b>47</b>	<b>316-1</b>	<b>707</b>	<b>67</b>	<b>11</b>	<b>.231</b>
<b>SOX TOTALS</b>		<b>6-5</b>	<b>.545</b>	<b>2.27</b>	<b>83</b>	<b>0</b>	<b>0</b>	<b>0</b>	<b>42</b>	<b>83.1</b>	<b>55</b>	<b>31</b>	<b>21</b>	<b>7</b>	<b>2</b>	<b>31-2</b>	<b>71</b>	<b>4</b>	<b>0</b>	<b>.183</b>
<b>MLB TOTALS</b>		<b>28-23</b>	<b>.549</b>	<b>2.95</b>	<b>326</b>	<b>19</b>	<b>0</b>	<b>0</b>	<b>138</b>	<b>424.0</b>	<b>359</b>	<b>161</b>	<b>139</b>	<b>36</b>	<b>15</b>	<b>140-16</b>	<b>385</b>	<b>31</b>	<b>1</b>	<b>.228</b>

**CAREER TRANSACTIONS**

- Signed by Tampa Bay as a free agent (3/20/07).
- On Tampa Bay injured list with a strained right ulnar collateral ligament (6/29/13-end of season); transferred to 60-day injured list (8/30/13).
- On Major League Baseball Restricted List (3/24-5/24/14).
- On Tampa Bay injured list with pneumonia (3/27-4/30/15); included rehab assignments to Class A Charlotte and Class AAA Durham (4/11-30/15).
- On Tampa Bay injured list with right biceps tendinitis /19-7/4/16).
- Traded by Tampa Bay to Seattle with OF Denard Span in exchange for RHPs Andrew Moore and Tommy Romero (5/25/18).
- Traded by Seattle to the White Sox in exchange for C Omar Narváez (11/30/18).

**CAREER FIELDING RECORD**

POSITION	PCT	G	GS	TC	PO	A	E	DP
Pitcher	.969	326	19	64	22	40	2	0

**CAREER RELIEF BREAKDOWN**

**Save Pct. — Career:** 85.7 (138-161); **2020:** 92.3 (12-13); **2019:** 90.9 (30-33); **2018:** 70.6 (12-17); **2017:** 88.7 (47-53); **2016:** 92.5 (37-40); **2015:** 0.0 (0-5).

**Holds — Career:** 40; **2018:** 30; **2017:** 1; **2016:** 1; **2015:** 8.

**Inherited Runners/Scored — Career:** 98/32 (32.7); **2020:** 7/0 (0.0); **2019:** 18/6 (33.3); **2018:** 16/7 (36.4); **2017:** 19/2 (10.5); **2016:** 20/6 (30.0); **2015:** 16/9 (56.3); **2014:** 2/2 (1.000).

**First Batter — Career:** .211 (59-280); **2020:** .111 (2-18); **2019:** .204 (11-54); **2018:** .250 (16-64); **2017:** .246 (15-61); **2016:** .172 (5-29); **2015:** .294 (5-17); **2014:** 1.000 (1-1).

**CAREER GAME BESTS**

**STRIKEOUTS —** 4 (7/26/15 vs. BAL, 3.0 IP) ... **INNINGS PITCHED —** 4.0 (5/26/14 at TOR)  
**WINNING STREAK —** Seven games (7/25/18-6/2/19) ... **CONSECUTIVE SCORELESS IP —** 21.0 (5/4-6/15/16)

**ALL-STAR GAME RECORD**

YEAR	CLUB, SITE	W-L	PCT	ERA	G	GS	CG	SHO	SV	IP	H	R	ER	HR	HB	BB-I	SO	WP	BK	AVG	
2016	A.L., San Diego																				DID NOT PITCH

**WORLD BASEBALL CLASSIC RECORD**

YEAR	CLUB	W-L	PCT	ERA	G	GS	CG	SHO	SV	IP	H	R	ER	HR	HB	BB-I	SO	WP	BK	AVG
2017	Domin. Repub.	1-0	1.000	4.15	5	0	0	0	0	4.1	2	2	2	0	1	2-0	5	1	0	—





# 50 JIMMY CORDERO

RIGHT-HANDED PITCHER | R-R | 6-4 | 235

**Given Name:** Jimmy Gerald Cordero

**2021 Opening Day Age:** 29 (October 19, 1991)

**Birthplace | Residence:** San Cristóbal, D.R. | Reading, Pa.

**First Pro Contract:** Toronto Blue Jays, signed as a free agent, January 6, 2012

**Sox Acquisition:** Claimed off waivers from the Seattle Mariners, June 7, 2019

**Contract Status:** Signed through 2020

**MLB Service:** 1.136

**Instagram:** @j.cordero52 | **Twitter:** @jimmycordero52



WHITE SOX OVERVIEW

MANAGER & COACHES

PLAYERS & ROSTER

2020 SEASON REVIEW

POSTSEASON HISTORY

MEDIA INFO. & MISC.

## 2020 SEASON

- **American League Relief Leaders:** 2nd-Appearances (30); 3rd-IRS% (6.3); T6th-Holds (9).
- Appeared in 30 of the White Sox 60 games in his third major-league season and second with Chicago.
- Held right-handed hitters to a .179 (10-56) average ... lefties batted .426 (23-54) against him.
- Did not allow an inherited runner to score over his first 20 appearances (13 inherited runners) ... owns a 5.1 IRS% (36 IR/2 IRS) since 2019, the lowest in the majors.
- Made his season debut on Opening Day (7/24) vs. Minnesota (2 ER/0.1 IP).
- Recorded his first hold on 7/31 at Kansas City (1.2 scoreless IP with three strikeouts).
- Suffered his first loss on 8/9 vs. Cleveland after allowing two runs (one earned) in the 10th inning ... started the inning with a runner placed on second base.

- Allowed just two hits with two strikeouts over a season-high 2.0 scoreless IP on 8/20 vs. Detroit.
- Worked in four consecutive games from 8/26-30, recording two holds and allowing two runs on four hits in 3.2 IP.
- Allowed his first inherited runner to score on 9/8 at Pittsburgh.
- Recorded his first win of the season on 9/13 vs. Detroit, working a 1.0 scoreless IP with a walk.
- Made a season-high six consecutive scoreless appearances from 9/8-19 (5.1 IP) ... allowed three hits and struck out five.
- Allowed a season-high three runs in 0.2 IP on 9/24 at Cleveland ... recorded his eighth hold of the season.
- Received his first career ejection on 9/25 vs. the Cubs after hitting catcher Willson Contreras with a pitch in the seventh ... was ejected by home plate umpire Dan Bellino ... is appealing his MLB-issued three-game suspension.
- Allowed three runs (two earned) over 1.0 IP in his last appearance of the season on 9/27 vs. the Cubs.

## CAREER PITCHING RECORD

YEAR	CLUB	W-L	PCT	ERA	G	GS	CG	SHO	SV	IP	H	R	ER	HR	HB	BB-I	SO	WP	BK	AVG
2012	DSL BLUE JAYS	1-3	.250	5.60	7	3	0	0	0	17.2	13	14	11	3	1	11-0	18	3	0	.203
2013	GCL BLUE JAYS	4-2	.667	5.68	15	2	0	0	0	25.1	30	20	16	0	4	17-0	30	10	1	.280
	Bluefield	0-0	.000	0.00	1	0	0	0	0	1.0	0	0	0	0	1	1-0	1	0	1	.000
2014	Lansing	3-2	.600	3.06	25	0	0	0	0	32.1	36	17	11	2	4	20-1	34	14	2	.286
2015	Dunedin	0-1	.000	2.49	15	0	0	0	1	25.1	24	8	7	2	2	6-0	24	2	2	.250
	New Hampshire	0-1	.000	2.92	17	0	0	0	1	24.2	16	10	8	1	1	14-0	22	7	1	.182
	Reading	0-0	.000	2.12	13	0	0	0	0	17.0	11	5	4	1	1	4-0	18	3	1	.193
2016	GCL PHILLIES	0-0	.000	1.93	4	0	0	0	0	4.2	2	1	1	0	0	4-0	7	3	0	.125
	Clearwater	1-1	.500	5.63	6	0	0	0	1	8.0	8	5	5	1	0	3-0	5	5	1	.267
	Reading	1-1	.500	3.46	11	0	0	0	1	13.0	13	5	5	0	1	1-0	6	2	0	.265
	Lehigh Valley	0-1	.000	27.00	1	0	0	0	0	1.1	4	4	4	0	0	2-0	1	1	0	.500
2017	Harrisburg	2-6	.250	6.84	41	0	0	0	0	51.1	52	47	39	7	2	38-2	40	8	2	.264
2018	Syracuse	4-1	.800	1.96	41	0	0	0	6	46.0	43	16	10	0	2	22-2	53	5	0	.243
	WASHINGTON	1-2	.333	5.68	22	0	0	0	0	19.0	23	13	12	2	2	12-2	12	0	0	.288
2019	Fresno	0-1	.000	6.00	12	0	0	0	3	15.0	17	12	10	3	0	9-0	17	4	1	.274
	Buffalo	1-0	1.000	0.00	1	0	0	0	0	1.0	0	0	0	0	0	0-0	2	0	0	.000
	TORONTO	0-1	.000	6.75	1	0	0	0	0	1.1	2	1	1	1	0	0-0	0	0	0	.400
	Arkansas	0-0	.000	0.00	1	0	0	0	0	0.2	1	0	0	0	0	4-0	1	2	0	.333
	Charlotte	3-1	.750	0.51	13	0	0	0	4	17.2	14	1	1	0	1	2-0	14	2	2	.215
	WHITE SOX	1-0	1.000	2.75	30	0	0	0	0	36.0	24	11	11	3	3	11-0	31	1	0	.189
2020	WHITE SOX	1-2	.333	6.08	30	0	0	0	0	26.2	33	21	18	2	3	9-2	22	3	0	.300
<b>MINOR TOTALS</b>		<b>20-21</b>	<b>.488</b>	<b>3.93</b>	<b>224</b>	<b>5</b>	<b>0</b>	<b>0</b>	<b>17</b>	<b>302.0</b>	<b>284</b>	<b>165</b>	<b>132</b>	<b>20</b>	<b>20</b>	<b>158-5</b>	<b>293</b>	<b>71</b>	<b>14</b>	<b>.247</b>
<b>A.L. TOTALS</b>		<b>2-3</b>	<b>.400</b>	<b>4.22</b>	<b>61</b>	<b>0</b>	<b>0</b>	<b>0</b>	<b>0</b>	<b>64.0</b>	<b>59</b>	<b>33</b>	<b>30</b>	<b>6</b>	<b>6</b>	<b>20-2</b>	<b>53</b>	<b>4</b>	<b>0</b>	<b>.244</b>
<b>N.L. TOTALS</b>		<b>1-2</b>	<b>.333</b>	<b>5.68</b>	<b>22</b>	<b>0</b>	<b>0</b>	<b>0</b>	<b>0</b>	<b>19.0</b>	<b>23</b>	<b>13</b>	<b>12</b>	<b>2</b>	<b>2</b>	<b>12-2</b>	<b>12</b>	<b>0</b>	<b>0</b>	<b>.288</b>
<b>SOX TOTALS</b>		<b>2-2</b>	<b>.500</b>	<b>4.16</b>	<b>60</b>	<b>0</b>	<b>0</b>	<b>0</b>	<b>0</b>	<b>62.2</b>	<b>57</b>	<b>32</b>	<b>29</b>	<b>5</b>	<b>6</b>	<b>20-2</b>	<b>53</b>	<b>4</b>	<b>0</b>	<b>.241</b>
<b>MLB TOTALS</b>		<b>3-5</b>	<b>.375</b>	<b>4.55</b>	<b>83</b>	<b>0</b>	<b>0</b>	<b>0</b>	<b>0</b>	<b>83.0</b>	<b>82</b>	<b>46</b>	<b>42</b>	<b>8</b>	<b>8</b>	<b>32-4</b>	<b>65</b>	<b>4</b>	<b>0</b>	<b>.255</b>

## CAREER TRANSACTIONS

- Signed by Toronto as a free agent (1/6/12).
- Traded by Toronto with RHP Alberto Tirado to Philadelphia in exchange for OF Ben Revere (7/31/15).
- Traded by Philadelphia to Washington in exchange for RHP Mario Sánchez (11/22/16).
- Claimed off waivers by Toronto from Washington (5/15/19).
- Claimed off waivers by Seattle from Toronto (5/27/19).
- Claimed off waivers by the White Sox from Seattle (6/7/19).

**CAREER FIELDING RECORD**

POSITION	PCT	G	GS	TC	PO	A	E	DP
Pitcher	.818	83	0	11	4	5	2	0

**CAREER PITCHING BREAKDOWN**

Save Pct. — Career: 0-2 (0.0); 2020: 0-1 (0.0); 2018: 0-1 (0.0).  
 Holds — Career: 17; 2020: 9; 2019: 4; 2018: 4.  
 Inherited Runners/Scored — Career: 47/6 (12.8); 2020: 16/1 (6.3); 2019: 23/1 (4.3); 2018: 8/4 (50.0).  
 First Batter Efficiency — Career: .151 (11-73); 2020: .115 (3-26); 2019: .115 (3-26); 2018: .238 (5-21).

**CAREER GAME BESTS**

STRIKEOUTS — 3 (5x, last 9/2/20 at MIN | 1.0 IP) ... INNINGS PITCHED — 2.2 (7/28/19 vs. MIN)  
 WINNING STREAK — NONE ... CONSECUTIVE SCORELESS IP — 13.2 (9/4-29/19)





# 45 GARRETT CROCHET

LEFT-HANDED PITCHER | L-L | 6-6 | 220

**Given Name:** Garrett Nolan Crochet  
**2021 Opening Day Age:** 21 (June 21, 1999)  
**Birthplace and Residence:** Ocean Springs, Miss.  
**Sox Acquisition:** Selected in the first round (11th overall),  
 June 2020 First-Year Player Draft  
**Contract Status:** Signed through 2020  
**MLB Service:** 0.028  
**Instagram:** @gcroch34 | **Twitter:** @GarrettCrochet



WHITE SOX OVERVIEW

MANAGER & COACHES

PLAYERS & ROSTER

2020 SEASON REVIEW

POSTSEASON HISTORY

MEDIA INFO. & MISC.

## 2020 SEASON

- Made five scoreless appearances with the White Sox after being selected in the first round (11th overall) of the June 2020 First-Year Player Draft out of the University of Tennessee.
- Threw 45 of his 85 pitches (52.9 percent) at 100-plus MPH.
- Struck out eight of the 22 batters he faced (issued zero walks), and recorded multiple strikeouts in three of his five outings.
- Righties went 2-14 (.143) and lefties were 1-7 (.143).
- **Explosive Entry:** Had his contract purchased from the Schaumburg training facility on 9/18 ... made his major-league debut that night in relief at Cincinnati (game was nationally televised on FOX) ... struck out two, including Brian Goodwin for the first of his career, in 1.0 hitless IP ... six of his nine fastballs registered at 100.0-plus mph (100.4 mph average; 101.5 mph max) ... became the first player from the 2020 draft to make his major-league debut, the first MLB pitcher to debut in his draft year since Kansas City's Brandon Finnegan in 2014, and the first White Sox since Chris Sale in 2010.

## MOST 100+ MPH PITCHES IN 2020

Pitcher, Club	Pitches
Brusdar Graterol, LAD	47
<b>Garrett Crochet, SOX</b>	<b>45</b>
Josh Staumont, K.C.	36
Jacob deGrom, NYM	33
Aroldis Chapman, NYY	23

## LAST FIVE PLAYERS TO DEBUT W/O MILB

Player, Club	Year
<b>Garret Crochet, SOX</b>	<b>2020</b>
Mike Leake, CIN	2010
Xavier Nady, S.D.	2000
Ariel Prieto, OAK	1995
Darren Dreifort, LAD	1994

- Worked back-to-back games on 9/22-23 at Cleveland ... struck out two on 9/23.
- Made his final appearance on 9/26 vs. the Cubs, striking out a career-high three in 2.0 scoreless IP.

## CAREER PITCHING RECORD

YEAR	CLUB	W-L	PCT	ERA	G	GS	CG	SHO	SV	IP	H	R	ER	HR	HB	BB-I	SO	WP	BK	AVG
2020	WHITE SOX	0-0	.000	0.00	5	0	0	0	0	6.0	3	0	0	0	0	0-0	8	0	0	.143

## CAREER TRANSACTIONS

— Selected by the White Sox in the first round (11th overall) of the First-Year Player Draft (6/20).

## CAREER GAME BESTS

**STRIKEOUTS** — 3 (9/26/20 vs. CUBS) ... **INNINGS PITCHED** — 2.0 (9/26/20 vs. CUBS)  
**WINNING STREAK** — NONE ... **CONSECUTIVE SCORELESS IP** — 6.0 (9/18/20-current)



# 54 ROSS DETWILER

LEFT-HANDED PITCHER | R-L | 6-5 | 210

**Given Name:** Ross Emery Detwiler

**2021 Opening Day Age:** 35 (March 6, 1986)

**Birthplace and Residence:** St. Louis, Mo.

**First Pro Contract:** Washington Nationals, selected in the first round (sixth overall), June 2007 First-Year Player Draft

**Sox Acquisition:** Signed as a free agent, November 27, 2019

**Contract Status:** Signed through 2020

**MLB Service:** 8.011

**Instagram:** @lefthanddet | **Twitter:** @lefthanddet



## 2020 SEASON

- Made 16 relief appearances in his second season with the White Sox.
- Limited left-handers to a .194/.242/.194 (6-31) average.
- Opened the season with a streak of 12.1 consecutive scoreless IP, allowing four hits with no walks and 10 strikeouts ... threw 2.0 scoreless IP in three straight outings from 7/26-8/2.
- Retired his first 16 batters faced from 7/24-8/2, the longest season-opening streak by a White Sox pitcher since Gary Glover (also 16) in 2001 (Elias) ... Glover, Detwiler, Wilson Alvarez (15 in 1992) and Britt Burns (15 in 1980) are the only Sox pitchers in the last 50 years to retire the first 15-plus batters of the season.

- Worked a perfect inning in relief in his Chicago debut on Opening Day (7/24) vs. Minnesota ... retired every batter faced on 7/26 vs. the Twins and 7/28-1 at Cleveland.
- His streak of retired batters was ended by a Whit Merrifield single in the eighth inning on 8/2 at Kansas City.
- Earned his only victory on 8/3 at Milwaukee with 1.1 scoreless IP and his only hold on 9/5 at Kansas City with 0.2 scoreless IP.
- Posted an 8.59 ERA (7 ER/7.1 IP) over his final seven appearances, allowing 15 hits and five walks ... gave up a season-high four runs over 1.1 IP in his final outing on 9/20 at Cincinnati (44 pitches).
- Was designated for assignment on 9/23.

## CAREER PITCHING RECORD

YEAR	CLUB	W-L	PCT	ERA	G	GS	CG	SHO	SV	IP	H	R	ER	HR	HB	BB-I	SO	WP	BK	AVG
2007	GCL Nationals	0-0	.000	2.25	4	4	0	0	0	12.0	11	3	3	1	2	3-0	15	0	0	.234
	Potomac	2-2	.500	4.22	5	4	0	0	0	21.1	27	11	10	1	3	9-0	13	1	0	.310
	WASHINGTON	0-0	.000	0.00	1	0	0	0	0	1.0	0	0	0	0	0	0-0	1	0	0	.000
2008	Potomac	8-8	.500	4.86	26	26	0	0	0	124.0	140	72	67	8	7	57-0	114	3	0	.289
	Harrisburg	0-3	.000	2.96	6	6	0	0	0	27.1	28	14	9	2	1	10-0	28	0	0	.257
2009	Syracuse	4-2	.667	3.10	10	10	0	0	0	49.1	56	23	17	2	0	20-0	42	0	0	.281
	WASHINGTON	1-6	.143	5.00	15	14	1	0	0	75.2	87	43	42	3	2	33-3	43	4	0	.289
	Potomac	0-0	.000	1.50	2	2	0	0	0	6.0	6	1	1	1	0	1-0	2	0	0	.250
2010	Harrisburg	2-2	.500	2.48	7	7	0	0	0	32.2	38	10	9	1	2	7-0	31	1	0	.292
	Syracuse	1-0	1.000	1.80	1	1	0	0	0	5.0	5	3	1	0	0	1-0	2	0	0	.294
	WASHINGTON	1-3	.250	4.25	8	5	0	0	0	29.2	34	22	14	5	1	14-1	17	1	0	.288
2011	Syracuse	6-6	.500	4.53	16	16	0	0	0	87.1	98	48	44	4	1	32-1	63	2	0	.285
	WASHINGTON	4-5	.444	3.00	15	10	0	0	0	66.0	63	26	22	7	3	20-2	41	2	0	.258
2012	WASHINGTON	10-8	.556	3.40	33	27	0	0	0	164.1	149	75	62	15	5	52-0	105	4	1	.241
2013	Potomac	0-0	.000	2.45	1	1	0	0	0	3.2	7	1	1	0	0	0-0	4	0	0	.389
	WASHINGTON	2-7	.222	4.04	13	13	0	0	0	71.1	92	37	32	5	5	14-2	39	0	0	.315
2014	WASHINGTON	2-3	.400	4.00	47	0	0	0	1	63.0	68	34	28	5	5	21-4	39	3	0	.282
2015	Frisco	0-0	.000	7.36	2	0	0	0	0	3.2	7	3	3	0	0	2-0	4	1	0	.412
	TEXAS	0-5	.000	7.12	17	7	0	0	0	43.0	62	37	34	9	3	20-0	28	3	0	.343
	ATLANTA	1-0	1.000	7.63	24	0	0	0	0	15.1	20	14	13	1	3	16-1	13	0	0	.333
2016	Columbus	2-4	.333	4.60	12	12	0	0	0	62.2	64	33	32	6	3	21-0	41	3	0	.268
	Nashville	4-0	1.000	3.86	4	3	0	0	0	23.1	20	10	10	4	1	4-0	24	1	0	.225
	CLEVELAND	0-0	.000	5.79	7	0	0	0	0	4.2	3	3	3	1	0	4-0	3	0	0	.188
2017	OAKLAND	2-4	.333	6.14	9	7	0	0	0	44.0	56	31	30	4	1	15-0	23	3	0	.306
	Nashville	0-1	.000	6.43	14	0	0	0	1	14.0	15	10	10	1	0	8-0	12	1	0	.283
	Iowa	0-1	.000	9.00	5	0	0	0	0	9.0	14	9	9	3	1	7-0	10	0	0	.341
2018	York	3-1	.750	2.70	6	6	0	0	0	30.0	29	13	9	3	1	8-0	32	2	0	.254
	Tacoma	2-5	.286	4.89	16	13	0	0	0	84.2	94	46	46	10	0	25-0	52	1	0	.291
	SEATTLE	0-1	.000	4.50	1	0	0	0	0	6.0	8	3	3	1	0	2-0	2	0	0	.400
2019	York	0-0	.000	2.81	3	3	0	0	0	16.0	18	6	5	0	0	2-0	7	1	0	.277
	Charlotte	1-2	.333	3.98	8	8	1	0	0	43.0	44	19	19	11	2	11-0	35	1	0	.273
	WHITE SOX	3-5	.375	6.59	18	12	0	0	0	69.2	86	54	51	20	3	27-3	46	1	0	.305
2020	WHITE SOX	1-1	.500	3.29	16	0	0	0	0	19.2	19	8	7	2	1	5-1	15	1	0	.253
<b>MINOR TOTALS</b>		<b>32-36</b>	<b>.471</b>	<b>4.30</b>	<b>139</b>	<b>113</b>	<b>2</b>	<b>0</b>	<b>1</b>	<b>609.0</b>	<b>674</b>	<b>316</b>	<b>291</b>	<b>55</b>	<b>23</b>	<b>218-1</b>	<b>496</b>	<b>15</b>	<b>0</b>	<b>.283</b>
<b>A.L. TOTALS</b>		<b>6-16</b>	<b>.273</b>	<b>6.16</b>	<b>68</b>	<b>26</b>	<b>0</b>	<b>0</b>	<b>0</b>	<b>187.0</b>	<b>234</b>	<b>136</b>	<b>128</b>	<b>37</b>	<b>8</b>	<b>73-4</b>	<b>117</b>	<b>8</b>	<b>8</b>	<b>.309</b>
<b>N.L. TOTALS</b>		<b>21-32</b>	<b>.396</b>	<b>3.94</b>	<b>156</b>	<b>69</b>	<b>1</b>	<b>0</b>	<b>1</b>	<b>486.1</b>	<b>513</b>	<b>251</b>	<b>213</b>	<b>41</b>	<b>24</b>	<b>170-13</b>	<b>298</b>	<b>14</b>	<b>1</b>	<b>.273</b>
<b>MLB TOTALS</b>		<b>27-48</b>	<b>.360</b>	<b>4.56</b>	<b>224</b>	<b>95</b>	<b>1</b>	<b>9</b>	<b>1</b>	<b>673.1</b>	<b>747</b>	<b>387</b>	<b>341</b>	<b>78</b>	<b>32</b>	<b>243-17</b>	<b>415</b>	<b>22</b>	<b>9</b>	<b>.283</b>

*Italics indicates inepend or foreign league; statistics not included in totals*



**CAREER TRANSACTIONS**

- Selected by Washington in the first round (sixth overall) of the First-Year Player Draft (6/07).
- On Washington injured list with a right oblique strain (5/26-6/13/13); included a rehab assignment to Class A Potomac (6/8-13/13).
- On Washington injured list with a lower back strain (7/7-11/4/13).
- Traded by Washington to Texas in exchange for INF Christopher Bostick and RHP Abel De Los Santos (12/12/14).
- On Texas injured list with left shoulder inflammation (5/17-6/4/15); included rehab assignment to Class AA Frisco (5/30-6/4/15).
- On Atlanta injured list with a left hamstring strain (9/11/15-remainder of the season).
- Signed by Cleveland as a free agent (12/22/15).
- Traded by Cleveland to Oakland in exchange for cash (7/17/16).
- Signed by Oakland as a free agent (4/1/17).
- Signed by Chicago-NL as a free agent (6/7/17).
- Signed by Seattle as a free agent (6/2/18).
- Signed by the White Sox as a free agent (5/9/19).

**CAREER PITCHING BREAKDOWN AS STARTER**

**Quality Starts — Career:** 33; **2019:** 2; **2016:** 2; **2015:** 1; **2013:** 6; **2012:** 12; **2011:** 5; **2010:** 1; **2009:** 4  
**Club Record As A Starter — Career:** 42-53; **2019:** 6-6; **2016:** 3-4; **2015:** 1-6; **2013:** 5-8; **2012:** 16-11; **2011:** 5-5; **2010:** 2-3; **2009:** 4-10  
**Starts At Least 6.0/7.0/8.0 IP — Career:** 36/11/1; **2019:** 2/0/0; **2016:** 2/1/1; **2015:** 1/1/0; **2013:** 7/2/0; **2012:** 13/5/0; **2011:** 5/1/0; **2010:** 1/0/0; **2009:** 5/1/0

**CAREER FIELDING RECORD**

POSITION	PCT	G	GS	TC	PO	A	E	DP
Pitcher	.984	224	95	128	40	86	2	5

**CAREER GAME BESTS AS STARTER**

**STRIKEOUTS —** 8 (8/22/19 vs. TEX, 6.0 IP) ... **IP —** 8.0 (8/10/16 vs. BAL) ... **WINNING STREAK —** 3 games (9/20/11-4/10/12)  
**CONSECUTIVE SCORELESS IP —** 13.1 IP (9/20-25/11) ... **COMPLETE GAMES —** 1 (6/4/09 vs. S.F.) ... **SHO —** NONE

**DIVISION SERIES RECORD**

YEAR	CLUB	W-L	PCT	ERA	G	GS	CG	SHO	SV	IP	H	R	ER	HR	HB	BB-I	SO	WP	BK	AVG
2012	WAS vs. STL	0-0	.000	0.00	1	1	0	0	0	6.0	3	1	0	0	0	3-1	2	0	0	.150

**WORLD BASEBALL CLASSIC RECORD**

YEAR	CLUB	W-L	PCT	ERA	G	GS	CG	SHO	SV	IP	H	R	ER	HR	HB	BB-I	SO	WP	BK	AVG
2013	United States	0-0	.000	0.00	1	0	0	0	1	4.0	1	0	0	0	0	1-0	3	0	0	.077



# 78 DANE DUNNING

RIGHT-HANDED PITCHER | R-R | 6-4 | 225

**Given Name:** Dane Anthony Dunning

**2021 Opening Day Age:** 26 (December 20, 1994)

**Birthplace | Residence:** Orange Park, Fla. | Fleming Island, Fla.

**First Pro Contract:** Washington Nationals, selected in the first round (29th overall), June 2016 First-Year Player Draft

**Sox Acquisition:** Obtained from Washington with RHP Lucas Giolito and RHP Reynaldo López in exchange for OF Adam Eaton, December 7, 2016

**Contract Status:** Signed through 2020

**MLB Service:** 0.083

**Twitter:** @Ddunning33



## 2020 SEASON

- Made seven starts with the Sox in his first career season.
- Held opponents to a .197 (25-127) average ... righties went 10-66 (.152) while lefties were 15-61 (.246).
- The Sox went 6-1 in his starts ... tossed 5.0-plus IP three times ... recorded 35 strikeouts over his first seven starts, tied with John Danks (2007) for the second-most by a White Sox over his first seven career appearances.
- Was recalled from the Schaumburg training facility on 8/19.
- Made his major-league debut as the starter that night vs. Detroit ... RHP Casey Mize also made his MLB debut that night starting for the Tigers ... received a ND after allowing three runs on five hits, including one home run, with one walk and seven strikeouts over 4.1 IP ... struck out six over the first three innings, including Niko Goodrum in the first for his first career.
- **Debut Dynamics:** Marked the fourth game in White Sox history to feature both starting pitchers making their MLB debuts, and the first in MLB since 7/10/18 when Philadelphia's Enyel De Los Santos faced the Mets' Drew Gagnon (STATS) ... the previous Sox occurrences were on 8/30/14 vs. Detroit (Chris Bassitt vs. Kyle Ryan), 9/21/63 at Detroit (Fritz Ackley vs. Denny McLain) and 4/25/01 vs. Cleveland (John Skopec vs. Earl Moore in the second game in White Sox history).

- The Sox faced LHP Tarick Skubal on 8/18/20, marking the first time since 9/12-14/35 vs. Philadelphia-AL the Sox faced starting pitchers making their MLB debuts in back-to-back games, when they faced Vallie Eaves, Earl Huckleberry and Woody Upchurch.
- Was optioned back to Schaumburg on 8/20.
- **Sensational Second Act:** Was recalled from Schaumburg on 8/30 and made the start that day vs. Kansas City, the second of his career ... walked one and struck out seven in 5.0 hitless IP (79 pitches) ... became the sixth Sox rookie to not allow a hit in at least 5.0 IP, and first since Wilson Álvarez's no-hitter on 8/11/91 at Baltimore ... also was the first rookie with at least 5.0 hitless IP within his first two career starts since Álvarez ... became the sixth Sox starter ever to throw between 5.0-8.2 hitless IP, and first since Reynaldo López on 8/25/19 vs. Texas (5.0 IP).
- Earned his first win on 9/9 at Pittsburgh ... allowed three hits with three strikeouts over 6.0 scoreless IP in his first QS.
- Won his second straight start on 9/15 vs. Minnesota, allowing two runs (one earned) with season-high seven strikeouts.
- Received ND in his last two starts of the season, allowing a combined nine runs (eight earned) on nine hits over 7.0 IP ... tossed a season-low 3.0 IP in his last start on 9/26 vs. the Cubs.
- **Preseason Baseball America Rankings:** No. 8 prospect in the White Sox system.
- **Preseason MLB.com Rankings:** No. 6 prospect in the White Sox system.

## CAREER PITCHING RECORD

YEAR	CLUB	W-L	PCT	ERA	G	GS	CG	SHO	SV	IP	H	R	ER	HR	HB	BB-I	SO	WP	BK	AVG
2016	GCL Nationals	0-0	.000	0.00	1	1	0	0	0	2.0	0	0	0	0	0	0-0	3	0	0	.000
	Auburn	3-2	.600	2.14	7	7	1	0	0	33.2	26	8	8	1	0	7-0	29	1	0	.208
2017	Kannapolis	2-0	1.000	0.35	4	4	0	0	0	26.0	13	2	1	0	1	2-0	33	0	0	.143
	Winston-Salem	6-8	.429	3.51	22	22	2	2	0	118.0	114	62	46	15	12	36-0	135	10	2	.250
2018	Winston-Salem	1-1	.500	2.59	4	4	0	0	0	24.1	20	7	7	2	2	3-0	31	1	0	.215
	Birmingham	5-2	.714	2.76	11	11	0	0	0	62.0	57	24	19	0	3	23-0	69	4	0	.243
2019										DID NOT PITCH DUE TO INJURY										
2020	WHITE SOX	2-0	1.000	3.97	7	7	0	0	0	34.0	25	17	15	4	2	13-0	35	5	0	.197
<b>MINOR TOTALS</b>		<b>17-13</b>	<b>.567</b>	<b>2.74</b>	<b>49</b>	<b>49</b>	<b>3</b>	<b>2</b>	<b>0</b>	<b>266.0</b>	<b>230</b>	<b>103</b>	<b>81</b>	<b>18</b>	<b>18</b>	<b>71-0</b>	<b>300</b>	<b>16</b>	<b>2</b>	<b>.229</b>
<b>MLB TOTALS</b>		<b>2-0</b>	<b>1.000</b>	<b>3.97</b>	<b>7</b>	<b>7</b>	<b>0</b>	<b>0</b>	<b>0</b>	<b>34.0</b>	<b>25</b>	<b>17</b>	<b>15</b>	<b>4</b>	<b>2</b>	<b>13-0</b>	<b>35</b>	<b>5</b>	<b>0</b>	<b>.197</b>

## CAREER TRANSACTIONS

- Selected by Washington in the first round (29th overall) of the First-Year Player Draft (6/16).
- Traded by Washington with RHP Lucas Giolito and RHP Reynaldo López to the White Sox in exchange for OF Adam Eaton (12/7/16).
- On Minor League Baseball Suspended List (5/23-31/17).

## CAREER FIELDING RECORD

POSITION	PCT	G	GS	TC	PO	A	E	DP
Pitcher	.857	7	7	7	3	3	1	0

## CAREER GAME BESTS

- STRIKEOUTS** — 7 (3x, last 9/15/20 vs. MIN | 7.0 IP) ... **INNINGS PITCHED** — 7.0 (9/15/20 vs. MIN)
- WINNING STREAK** — 2 games (9/9/20-current) ... **CONSECUTIVE SCORELESS IP** — 8.2 (9/4-15/20)
- COMPLETE GAMES** — NONE ... **SHUTOUTS** — NONE



# 32 JARROD DYSON

OUTFIELDER | L-R | 5-9 | 165

**Given Name:** Jarrod Martel Dyson

**2021 Opening Day Age:** 36 (August 15, 1985)

**Birthplace and Residence:** McComb, Miss.

**First Pro Contract:** Kansas City Royals, selected in the 50th round, June 2006 First-Year Player Draft

**Sox Acquisition:** Acquired from the Pittsburgh Pirates in exchange for international signing bonus pool money, August 28, 2020

**Contract Status:** Signed through 2020

**MLB Service:** 9.088

**Instagram:** @mrzombiya1 | **Twitter:** @mrzombiya



WHITE SOX OVERVIEW

MANAGER & COACHES

PLAYERS & ROSTER

2020 SEASON REVIEW

POSTSEASON HISTORY

MEDIA INFO. & MISC.

## 2020 SEASON

- Split the season between the White Sox and Pittsburgh ... was acquired by the Sox in August.
- Combined to hit .180/.231/.180 (11-61) with five RBI, four walks and six stolen bases in 32 combined games between the Sox (11 games) and Pirates (21 games) ... entered eight games as a pinch-runner.
- Made 15 starts in center field with Pittsburgh.
- Made the Pirates Opening Day roster ... was the OD center-fielder on 7/24 at St. Louis (0-3).
- Went 1-4 with two RBI on 7/27 vs. Milwaukee ... recorded multihit efforts on 8/8 vs. Detroit and 8/23 vs. the Brewers.
- Was traded by the Pirates to the White Sox in exchange for international signing bonus pool money on 8/28 ...

- Made three starts (two in center field and one in right) with the White Sox.
- Made his Chicago debut as a defensive replacement in the ninth inning on 8/28 vs. Kansas City.
- Scored his first run with the Sox as a pinch-runner on 8/30 vs. the Royals.
- Made his first start in center field and recorded his first hit on 9/13 vs. Detroit.
- Recorded his first multihit effort with Chicago on 9/17 vs. Minnesota ... started the White Sox two-run rally with a leadoff single in the seventh.
- Made his final appearance as the starting center fielder on 9/24 at Cleveland, going 0-3.

## CAREER BATTING RECORD

YEAR	CLUB	AVG	G	AB	R	H	TB	2B	3B	HR	RBI	SH	SF	HB	BB	SO	SB	CS	OBP	SLG	E
2006	AZL Royals	.273	51	161	40	44	60	4	6	0	19	2	3	5	18	30	19	4	.358	.373	2
2007	Burlington	.270	10	37	6	10	11	1	0	0	0	0	0	0	2	12	3	1	.308	.297	0
2008	Wilmington	.260	93	288	40	75	83	8	0	0	24	8	1	2	32	60	39	9	.337	.288	4
2009	Burlington	.343	17	67	14	23	27	2	1	0	5	2	0	1	5	14	9	4	.397	.403	1
	NW Arkansas	.258	63	248	38	64	79	7	4	0	14	8	0	0	27	54	37	6	.331	.319	4
2010	Omaha	.272	46	195	33	53	68	10	1	1	19	5	2	1	16	32	13	3	.327	.349	2
	AZL Royals	.520	6	25	4	13	16	1	1	0	6	0	0	0	0	3	3	1	.520	.640	0
	Wilmington	.327	12	49	7	16	26	6	2	0	9	0	2	0	1	9	5	1	.327	.531	1
	NW Arkansas	.240	7	25	6	6	6	0	0	0	6	0	1	1	5	2	3	3	.375	.240	0
	KANSAS CITY	.211	18	57	11	12	23	4	2	1	5	2	0	0	6	16	9	1	.286	.404	2
2011	KANSAS CITY	.205	26	44	8	9	10	1	0	0	3	1	1	0	7	14	11	1	.308	.227	0
	Omaha	.279	83	319	69	89	114	10	3	3	26	12	0	3	35	47	38	2	.356	.357	6
2012	Omaha	.333	15	63	12	21	30	3	3	0	5	4	0	0	4	5	7	1	.373	.476	1
	KANSAS CITY	.260	102	292	52	76	94	8	5	0	9	4	3	1	30	56	30	5	.328	.322	6
2013	KANSAS CITY	.258	87	213	30	55	78	9	4	2	17	3	1	1	21	45	34	6	.326	.366	5
	Omaha	.154	15	52	8	8	10	2	0	0	1	1	0	2	3	12	5	0	.228	.192	0
2014	KANSAS CITY	.269	120	260	33	70	85	4	4	1	24	6	2	0	22	52	36	7	.324	.327	4
2015	KANSAS CITY	.250	90	200	31	50	76	8	6	2	18	6	1	4	14	37	26	3	.311	.380	2
2016	Omaha	.318	7	22	7	7	7	0	0	0	1	1	0	2	4	4	4	0	.464	.318	0
	KANSAS CITY	.278	107	299	46	83	116	14	8	1	25	8	1	3	26	39	30	7	.340	.388	2
2017	SEATTLE	.251	111	346	56	87	121	13	3	5	30	4	2	10	28	55	28	7	.324	.350	3
2018	ARIZONA	.189	67	206	29	39	53	4	2	2	12	3	1	0	27	34	16	3	.282	.257	2
	Reno	.200	2	5	0	1	1	0	0	0	0	0	0	0	1	0	1	0	.333	.200	0
2019	ARIZONA	.230	130	400	65	92	128	11	2	7	27	1	2	2	47	86	30	4	.313	.320	2
2020	PITTSBURGH	.157	21	51	6	8	8	0	0	0	5	0	0	0	4	10	4	0	.218	.157	1
	WHITE SOX	.300	11	10	3	3	3	0	0	0	0	1	0	0	0	1	2	0	.300	.300	0
<b>MINOR TOTALS</b>		<b>.276</b>	<b>427</b>	<b>1556</b>	<b>284</b>	<b>430</b>	<b>538</b>	<b>54</b>	<b>21</b>	<b>4</b>	<b>135</b>	<b>43</b>	<b>9</b>	<b>17</b>	<b>153</b>	<b>284</b>	<b>186</b>	<b>35</b>	<b>.346</b>	<b>.346</b>	<b>21</b>
<b>A.L. TOTALS</b>		<b>.259</b>	<b>672</b>	<b>1721</b>	<b>270</b>	<b>445</b>	<b>795</b>	<b>61</b>	<b>36</b>	<b>12</b>	<b>131</b>	<b>35</b>	<b>11</b>	<b>19</b>	<b>154</b>	<b>315</b>	<b>206</b>	<b>37</b>	<b>.324</b>	<b>.352</b>	<b>24</b>
<b>N.L. TOTALS</b>		<b>.212</b>	<b>218</b>	<b>657</b>	<b>100</b>	<b>139</b>	<b>189</b>	<b>15</b>	<b>4</b>	<b>9</b>	<b>44</b>	<b>4</b>	<b>3</b>	<b>2</b>	<b>78</b>	<b>130</b>	<b>50</b>	<b>7</b>	<b>.296</b>	<b>.288</b>	<b>5</b>
<b>MLB TOTALS</b>		<b>.246</b>	<b>890</b>	<b>2378</b>	<b>370</b>	<b>584</b>	<b>795</b>	<b>36</b>	<b>21</b>	<b>175</b>	<b>175</b>	<b>39</b>	<b>14</b>	<b>21</b>	<b>232</b>	<b>445</b>	<b>256</b>	<b>44</b>	<b>.316</b>	<b>.334</b>	<b>29</b>

**CAREER TRANSACTIONS**

- Selected by Kansas City in the 50th round of the First-Year Player Draft (6/06).
- On Kansas City injured list with a right ankle sprain (5/16-6/21/13); included rehab assignment to Class AAA Omaha (6/6-21/13).
- On Kansas City injured list with a right oblique strain (3/25-4/18/16); included rehab assignment to Class AAA Omaha (4/9-18/16).
- Traded by Kansas City to Seattle in exchange for RHP Nathan Karns (1/6/17).
- On Seattle injured list with a right quad strain (8/17-31/17).
- Signed by Arizona as a free agent (2/19/18).
- On Arizona injured list with a right groin strain (7/5/18-remainder of season); included rehab assignment to Class AAA Reno (8/31-9/6/18); transferred to 60-day injured list (9/6/18).
- Signed by Pittsburgh as a free agent (2/13/19).
- Traded by Pittsburgh to the White Sox in exchange for international signing bonus pool money (8/28/20).

**CAREER FIELDING RECORD**

POSITION	PCT	G	GS	TC	PO	A	E	DP	POSITION	PCT	G	GS	TC	PO	A	E	DP
Center Field	.983	656	505	1500	1430	45	25	17	Left Field	.983	89	59	119	108	9	2	3
Right Field	.986	78	66	143	133	8	2	1									

**CAREER GAME BESTS | HOME RUN INFORMATION**

**HITS** — 3 (25x, last 7/17/19 at TEX) ... **HR** — 1 (21x, last 8/13/19 at COL) ... **RBI** — 4 (7/18/16 v. CLE)  
**RUNS** — 3 (7x, last 5/15/19 vs. PIT) ... **SB** — 3 (3x, last 4/27/15 at CLE) ... **HITTING STREAK** — 10 games (9/2-17/16)  
**GAME-ENDING HOMERS** — 1 (4/9/19 vs. TEX) ... **GRAND SLAMS** — 1 (7/18/16 vs. CLE) ... **MULTIHR GAMES** — NONE  
**PINCH HRs** — 1 (4/9/19 vs. TEX) ... **INSIDE-THE-PARK HRs** — 1 (7/18/15 vs. T.B.) ... **LEADOFF HRs** — 3 (last 8/13/19 at COL)

**WILD CARD GAME RECORD**

YEAR	CLUB	AVG	G	AB	R	H	TB	2B	3B	HR	RBI	SH	SF	HB	BB	SO	SB	CS	OBP	SLG	E
2014	K.C. vs. OAK	—	1	0	1	0	0	0	0	0	0	0	0	0	0	0	1	0	—	—	0

**DIVISION SERIES RECORD**

YEAR	CLUB	AVG	G	AB	R	H	TB	2B	3B	HR	RBI	SH	SF	HB	BB	SO	SB	CS	OBP	SLG	E
2014	K.C. vs. LAA	.000	3	2	0	0	0	0	0	0	0	0	0	0	0	0	0	0	.000	.000	0
2015	K.C. vs. HOU	.000	2	1	0	0	0	0	0	0	0	0	0	0	0	1	2	0	.000	.000	0
<b>TOTALS</b>		<b>.000</b>	<b>5</b>	<b>3</b>	<b>0</b>	<b>0</b>	<b>0</b>	<b>0</b>	<b>0</b>	<b>0</b>	<b>0</b>	<b>0</b>	<b>0</b>	<b>0</b>	<b>0</b>	<b>1</b>	<b>2</b>	<b>0</b>	<b>.000</b>	<b>.000</b>	<b>0</b>

**LEAGUE CHAMPIONSHIP SERIES RECORD**

YEAR	CLUB	AVG	G	AB	R	H	TB	2B	3B	HR	RBI	SH	SF	HB	BB	SO	SB	CS	OBP	SLG	E
2014	K.C. vs. BAL	.000	4	4	1	0	0	0	0	0	0	0	0	0	1	2	2	2	.200	.000	0
2015	K.C. vs. TOR	—	1	0	0	0	0	0	0	0	0	0	0	0	0	0	0	0	—	—	0
<b>TOTALS</b>		<b>.000</b>	<b>5</b>	<b>4</b>	<b>1</b>	<b>0</b>	<b>0</b>	<b>0</b>	<b>0</b>	<b>0</b>	<b>0</b>	<b>0</b>	<b>0</b>	<b>0</b>	<b>1</b>	<b>2</b>	<b>2</b>	<b>2</b>	<b>.200</b>	<b>.000</b>	<b>0</b>

**WORLD SERIES RECORD**

YEAR	CLUB	AVG	G	AB	R	H	TB	2B	3B	HR	RBI	SH	SF	HB	BB	SO	SB	CS	OBP	SLG	E
2017	K.C. vs. S.F.	.200	5	10	0	2	2	0	0	0	0	0	0	0	1	2	0	0	.273	.200	0
2018	K.C. vs. NYM	.000	3	3	1	0	0	0	0	0	0	0	0	0	0	1	1	0	.000	.000	0
<b>TOTALS</b>		<b>.154</b>	<b>8</b>	<b>13</b>	<b>1</b>	<b>2</b>	<b>2</b>	<b>0</b>	<b>0</b>	<b>0</b>	<b>0</b>	<b>0</b>	<b>0</b>	<b>0</b>	<b>1</b>	<b>3</b>	<b>1</b>	<b>0</b>	<b>.214</b>	<b>.154</b>	<b>0</b>





# 23 EDWIN ENCARNACIÓN

DH/FIRST BASEMAN | R-R | 6-1 | 230

**Given Name:** Edwin Elpidio Encarnación

**2021 Opening Day Age:** 38 (January 7, 1983)

**Birthplace | Residence:** La Romana, D.R. | Orlando, Fla.

**First Pro Contract:** Texas Rangers, selected in the ninth round, June 2009 First-Year Player Draft

**Sox Acquisition:** Signed as a free agent, January 9, 2020

**Contract Status:** Signed through 2022 (agreed to terms on a one-year, \$12-million contract with club option for 2021, November 22, 2019)

**MLB Service:** 15.085



WHITE SOX OVERVIEW

MANAGER & COACHES

PLAYERS & ROSTER

2020 SEASON REVIEW

POSTSEASON HISTORY

MEDIA INFO. & MISC.

## 2020 SEASON

- Made 43 starts as the designated hitter in his first season with the White Sox after signing as a free agent in January.
- His slash line dropped from .244/.344/.531 in 2019 to .161/.251/.387 in 2020 ... hit just 10 homers in 176 plate apps.
- Went 4-32 (.125) vs. lefties ... three of his hits were homers.
- Hit one home run in July (five games), five in August (19 games) and four in September (19 games).
- Hit cleanup nine times, fifth 22 times and sixth 11 times.
- **Climbing the Long Ball Ladder:** Finished the season ranked 52nd (424) on the all-time home run list, two behind Hall-of-Famer Billy Williams (426) for 51st ... passed Darrell Evans (54th place, 414) and Minnesota's Nelson Cruz (53rd, 417) on the all-time home run list during the season.
- Made his White Sox debut as the starting designated hitter on Opening Day (7/24) vs. Minnesota (0-4).
- Connected on his first home run with the Sox on 7/25 vs. the Twins (part of back-to-back shots with Eloy Jiménez).
- Recorded his first multihit effort on 8/2 at Kansas City.
- Left the game on 8/4 with left shoulder soreness and missed the next six games.

## ACTIVE HR LEADERS

Rank, Player	HR
1. Albert Pujols	662
2. Miguel Cabrera	487
3. Edwin Encarnación	424
4. Nelson Cruz	417
5. Ryan Braun	351

## ALL-TIME HR LEADERS

Rank, Player	HR
T47. Juan González	434
T47. Andruw Jones	434
49. Cal Ripken Jr.	431
50. Mike Piazza	427
51. Billy Williams	426
52. Edwin Encarnación	424

- Returned to the lineup on 8/11 at Detroit and hit a solo home run ... marked his second homer of 2020, and first since 7/25.
- Registered his first double with the Sox on 8/17 vs. Detroit.
- Connected on four home runs over eight games from 8/19-29 ... by comparison, hit six homers in his first 15 games of 2020.
- Hit a pair of solo homers on 8/19 vs. Detroit for his first multihomer game of 2020 and 37th career ... the 37 multihomer efforts are tied for 39th all-time, and third-most among active players behind Albert Pujols (60) and Miguel Cabrera (41).
- Hit a three-run homer and drove in a season-high four on 9/6 at Kansas City.
- Hit his 10th and final homer of 2020 on 9/20 at Cincinnati.

## CAREER TRANSACTIONS

- Selected by Texas in the ninth round in the First-Year Player Draft (6/00).
- Traded by Texas with OF Rubén Mateo to Cincinnati in exchange for RHP Rob Bell (6/15/01).
- On Cincinnati injured list with a sprained left ankle (6/7-7/6/06); included a rehab assignment to Class AAA Louisville (6/27-7/6/06).
- On Cincinnati injured list with a fractured left wrist (4/28-7/3/09); included a rehab assignment to Class AAA Louisville (6/21-7/3/09).
- Traded by Cincinnati with RHPs Josh Roenicke and Zach Stewart to Toronto in exchange for INF Scott Rolen and cash (7/31/09).
- On Toronto injured list with a strained left hamstring (8/21-9/5/09).
- On Toronto injured list with a strained right shoulder (4/15-5/18/10); included a rehab assignment to Class A Dunedin (5/14-18/10).
- On Toronto injured list with a sprained left wrist (8/29-9/13/10).
- Claimed by Oakland off waivers from Toronto (11/12/10).
- Signed by Toronto as a free agent (12/16/10).
- On Toronto injured list with a tear in his left wrist (9/16/13-remainder of season).
- On Toronto injured list with a strained right quadriceps (7/6-8/15/14); included rehab assignments to Class A Dunedin (8/9-11/14) and Class AAA Buffalo (8/12-15/14).
- Signed by Cleveland as a free agent (1/5/17).
- On Cleveland injured list with a right hand contusion (8/11-22/18).
- Traded by Cleveland with a 2019 compensation Round B draft pick to Seattle in exchange for 1B Carlos Santana (12/13/18).
- Traded by Seattle with cash to New York-AL in exchange for RHP Juan Then (6/15/19).
- On New York-AL injured list with a fractured right wrist (8/3-9/3/19); included a rehab assignment to Class AAA Scranton/Wilkes-Barre (9/1-3/19).
- Signed by the White Sox as a free agent (1/9/20).

## CAREER FIELDING RECORD

POSITION	PCT	G	GS	TC	PO	A	E	DP	POSITION	PCT	G	GS	TC	PO	A	E	DP
Third Base	.934	674	658	1735	491	26	114	105	First Base	.993	491	480	4174	3919	225	30	355
Left Field	1.000	5	4	5	5	0	0	0	Second Base	—	1	0	0	0	0	0	0

## CAREER GAME BESTS | HOME RUN INFORMATION

**HITS** — 4 (8x, last 7/6/17 vs. S.D.) ... **HR** — 3 (3x, last 5/2/18 vs. TEX) ... **RBI** — 9 (8/29/15 vs. DET)  
**RUNS** — 4 (6x, last 7/6/17 vs. S.D.) ... **SB** — 2 (6x, last 7/20/13 vs. T.B.) ... **HITTING STREAK** — 26 games (7/26-8/31/15)  
**GAME-ENDING HR** — 6 (last 7/25/17 vs. LAA) ... **GRAND SLAMS** — 12 (last 7/19/19 vs. COL)  
**MULTIHR GAMES** — 37 (last 8/19/20 vs. DET) ... **PINCH-HIT HOMERS** — NONE  
**INSIDE-THE-PARK HOMERS** — 2 (last 4/2/18 at LAA) ... **LEADOFF HR** — NONE

**CAREER BATTING RECORD**

YEAR	CLUB	AVG	G	AB	R	H	TB	2B	3B	HR	RBI	SH	SF	HB	BB	SO	SB	CS	OBP	SLG	E
2000	GCL Rangers	.311	51	177	31	55	67	6	3	0	36	3	3	1	21	27	3	1	.381	.379	11
2001	Savannah	.306	45	170	23	52	77	9	2	4	25	1	2	2	12	34	3	3	.355	.453	12
	Dayton	.162	9	37	2	6	11	2	0	1	6	0	0	0	1	5	0	1	.184	.297	1
	Billings	.261	52	211	27	55	82	8	2	5	26	0	2	0	15	29	8	1	.307	.389	23
2002	Dayton	.282	136	518	80	146	237	32	4	17	73	0	6	7	40	108	25	7	.338	.458	40
2003	Potomac	.321	58	215	40	69	104	15	1	6	29	1	3	1	24	32	7	1	.387	.484	17
	Chattanooga	.272	67	254	40	69	99	13	1	5	36	0	5	3	22	44	8	3	.331	.390	23
2004	Chattanooga	.281	120	469	73	132	208	35	1	13	76	1	3	0	53	79	17	3	.352	.443	25
2005	Louisville	.314	78	290	44	91	159	23	0	15	54	0	3	4	33	53	7	2	.388	.548	19
	CINCINNATI	.232	69	211	25	49	92	16	0	9	31	0	0	3	20	60	3	0	.308	.436	10
2006	CINCINNATI	.276	117	406	60	112	192	33	1	15	72	0	3	13	41	78	6	3	.359	.473	25
	Louisville	.306	10	36	6	11	17	3	0	1	1	0	0	0	2	11	0	0	.342	.472	1
2007	CINCINNATI	.289	139	502	66	145	220	25	1	16	76	0	1	14	39	86	8	1	.356	.438	16
	Louisville	.413	11	46	12	19	31	3	0	3	7	0	0	0	1	4	1	0	.426	.674	3
2008	CINCINNATI	.251	146	506	75	127	236	29	1	26	68	0	5	10	61	102	1	0	.340	.466	23
2009	CINCINNATI	.209	43	139	10	29	52	6	1	5	16	0	0	2	24	38	1	1	.333	.374	4
	Louisville	.270	11	37	5	10	17	1	0	2	8	0	0	0	8	6	0	0	.400	.459	1
	TORONTO	.240	42	154	25	37	68	5	1	8	23	0	3	3	13	29	1	0	.306	.442	7
2010	TORONTO	.244	96	332	47	81	160	16	0	21	51	0	4	2	29	60	1	0	.305	.482	18
	Dunedin	.100	3	10	2	1	4	0	0	1	1	0	0	1	2	3	0	0	.308	.400	0
	Las Vegas	.438	7	32	9	14	25	2	0	3	13	0	0	1	2	2	0	0	.486	.781	5
2011	TORONTO	.272	134	481	70	131	218	36	0	17	55	0	3	3	43	77	8	2	.334	.453	12
2012	TORONTO	.280	151	542	93	152	302	24	0	42	110	0	7	11	84	94	13	3	.384	.557	4
2013	TORONTO	.272	142	530	90	144	283	29	1	36	104	0	5	4	82	62	7	1	.370	.534	8
2014	TORONTO	.268	128	477	75	128	261	27	2	34	98	0	1	2	62	82	2	0	.354	.547	8
	Dunedin	.250	2	4	0	1	1	0	0	0	0	0	0	0	1	0	0	0	.250	.250	0
	Buffalo	.250	2	8	1	2	5	0	0	1	4	0	0	0	0	0	0	0	.250	.625	0
2015	TORONTO	.277	146	528	94	146	294	31	0	39	111	0	10	9	77	98	3	2	.372	.557	3
2016	TORONTO	.263	160	601	99	158	318	34	0	42	127	0	8	5	87	138	2	0	.357	.529	2
2017	CLEVELAND	.258	157	554	96	143	279	20	1	38	107	0	5	5	104	133	2	0	.377	.504	1
2018	CLEVELAND	.246	137	500	74	123	237	16	1	32	107	0	7	8	63	132	3	0	.336	.474	1
2019	SEATTLE	.241	65	241	48	58	128	7	0	21	49	0	3	4	41	55	0	1	.356	.531	2
	NEW YORK-AL	.249	44	177	33	44	94	11	0	13	37	0	0	3	17	48	0	0	.325	.531	0
	Scranton/WB	.125	2	8	2	1	1	0	0	0	1	0	0	1	0	2	0	0	.222	.125	1
2020	WHITE SOX	.157	44	159	19	25	60	5	0	10	19	0	1	4	16	54	0	0	.250	.377	0
<b>MINOR TOTALS</b>		<b>.291</b>	<b>664</b>	<b>2522</b>	<b>397</b>	<b>734</b>	<b>1145</b>	<b>152</b>	<b>14</b>	<b>77</b>	<b>396</b>	<b>6</b>	<b>27</b>	<b>21</b>	<b>236</b>	<b>440</b>	<b>79</b>	<b>22</b>	<b>.353</b>	<b>.454</b>	<b>183</b>
<b>A.L. TOTALS</b>		<b>.260</b>	<b>1445</b>	<b>5272</b>	<b>862</b>	<b>1370</b>	<b>2702</b>	<b>261</b>	<b>6</b>	<b>353</b>	<b>998</b>	<b>0</b>	<b>57</b>	<b>63</b>	<b>718</b>	<b>1059</b>	<b>42</b>	<b>9</b>	<b>.352</b>	<b>.513</b>	<b>66</b>
<b>N.L. TOTALS</b>		<b>.262</b>	<b>514</b>	<b>1764</b>	<b>236</b>	<b>462</b>	<b>792</b>	<b>109</b>	<b>4</b>	<b>71</b>	<b>263</b>	<b>0</b>	<b>9</b>	<b>42</b>	<b>185</b>	<b>364</b>	<b>19</b>	<b>5</b>	<b>.345</b>	<b>.449</b>	<b>78</b>
<b>MLB TOTALS</b>		<b>.260</b>	<b>1960</b>	<b>7040</b>	<b>1099</b>	<b>1832</b>	<b>3494</b>	<b>370</b>	<b>10</b>	<b>424</b>	<b>1261</b>	<b>0</b>	<b>66</b>	<b>105</b>	<b>903</b>	<b>1426</b>	<b>61</b>	<b>14</b>	<b>.350</b>	<b>.496</b>	<b>144</b>

**WILD CARD GAME RECORD**

YEAR	CLUB	AVG	G	AB	R	H	TB	2B	3B	HR	RBI	SH	SF	HB	BB	SO	SB	CS	OBP	SLG	E
2016	TOR vs. BAL	.250	1	4	1	1	4	0	0	1	3	0	0	0	1	1	0	0	.400	1.000	0

**DIVISION SERIES RECORD**

YEAR	CLUB, OPP.	AVG	G	AB	R	H	TB	2B	3B	HR	RBI	SH	SF	HB	BB	SO	SB	CS	OBP	SLG	E
2015	TOR vs. TEX	.333	5	18	3	6	10	1	0	1	3	0	0	0	5	1	0	0	.478	.556	0
2016	TOR vs. TEX	.417	3	12	4	5	11	0	0	2	4	0	0	0	2	0	0	0	.500	.917	0
2017	CLE vs. NYY	.000	3	7	1	0	0	0	0	0	0	0	0	1	1	3	0	0	.222	.000	0
2018	CLE vs. HOU	.100	3	10	1	1	1	0	0	0	0	0	0	0	2	4	0	0	.250	.100	0
2019	NYY vs. MIN	.308	3	13	2	4	6	2	0	0	2	0	0	0	1	2	0	0	.357	.462	0
<b>TOTALS</b>		<b>.267</b>	<b>17</b>	<b>60</b>	<b>11</b>	<b>16</b>	<b>28</b>	<b>3</b>	<b>0</b>	<b>3</b>	<b>9</b>	<b>0</b>	<b>0</b>	<b>1</b>	<b>11</b>	<b>10</b>	<b>0</b>	<b>0</b>	<b>.389</b>	<b>.467</b>	<b>0</b>

**LEAGUE CHAMPIONSHIP SERIES RECORD**

YEAR	CLUB, OPP.	AVG	G	AB	R	H	TB	2B	3B	HR	RBI	SH	SF	HB	BB	SO	SB	CS	OBP	SLG	E
2015	TOR vs. K.C.	.227	6	22	2	5	6	1	0	0	2	0	0	0	2	7	0	0	.292	.273	0
2016	TOR vs. CLE	.211	5	19	0	4	5	1	0	0	2	0	0	0	1	4	0	0	.250	.263	0
2019	NYY vs. HOU	.056	5	18	0	1	2	1	0	0	0	0	0	0	4	11	0	0	.227	.111	0
<b>TOTALS</b>		<b>.169</b>	<b>16</b>	<b>59</b>	<b>2</b>	<b>10</b>	<b>13</b>	<b>3</b>	<b>0</b>	<b>0</b>	<b>4</b>	<b>0</b>	<b>0</b>	<b>0</b>	<b>7</b>	<b>22</b>	<b>0</b>	<b>0</b>	<b>.258</b>	<b>.220</b>	<b>0</b>

**ALL-STAR GAME RECORD**

YEAR	CLUB, SITE	AVG	G	AB	R	H	TB	2B	3B	HR	RBI	SH	SF	HB	BB	SO	SB	CS	OBP	SLG	E
2013	A.L., New York-NL	.000	1	2	0	0	0	0	0	0	0	0	0	0	0	0	0	0	.000	.000	0
2014	A.L., Minnesota	DID NOT PLAY																			
2016	A.L., San Diego	.000	1	1	1	0	0	0	0	0	0	0	0	0	1	0	0	0	.500	.000	0
<b>TOTALS</b>		<b>.000</b>	<b>2</b>	<b>3</b>	<b>1</b>	<b>0</b>	<b>0</b>	<b>0</b>	<b>0</b>	<b>0</b>	<b>0</b>	<b>0</b>	<b>0</b>	<b>0</b>	<b>1</b>	<b>0</b>	<b>0</b>	<b>0</b>	<b>.250</b>	<b>.000</b>	<b>0</b>

**WORLD BASEBALL CLASSIC RECORD**

YEAR	CLUB	AVG	G	AB	R	H	TB	2B	3B	HR	RBI	SH	SF	HB	BB	SO	SB	CS	OBP	SLG	E
2013	Dominican Republic	.250	8	28	3	7	8	1	0	0	6	0	0	0	3	8	0	0	.286	.323	0



# 15 ADAM ENGEL

OUTFIELDER | R-R | 6-2 | 220

**Given Name:** Adam Trevor Engel

**2021 Opening Day Age:** 29 (December 9, 1991)

**Birthplace | Residence:** Cincinnati, Ohio | Loveland, Ohio

**Sox Acquisition:** Selected in the 19th round,

June 2013 First-Year Player Draft

**Contract Status:** Signed through 2020

**MLB Service:** 3.058

**Instagram:** @adamtengel | **Twitter:** @ManOfSteal\_10



WHITE SOX OVERVIEW

MANAGER & COACHES

PLAYERS & ROSTER

2020 SEASON REVIEW

POSTSEASON HISTORY

MEDIA INFO. & MISC.

## 2020 SEASON

- Appeared in 25 games (16 starts) in right field, nine (four) in left and three (three) in center.
- Batted .348/.363/.565 (16-46) at home, .291/.328/.509 (16-55) vs. RHP and .435/.458/.696 (10-23) in day games.
- Made his season debut as a defensive replacement on 7/25 vs. Minnesota ... came off the bench on 7/26 vs. the Twins and went 3-4 with two doubles.
- Connected on a three-run homer off Kris Bubic in the second inning on 7/31 at Kansas City ... the Sox went on to win, 3-2.

- Extended the White Sox lead to 2-0 with a solo home run in the eighth inning on 8/7 vs. Cleveland ... went 3-4 with a run scored on 8/21 at the Cubs.
- Hit a game-winning, RBI single ("butcher boy" play) as a pinch hitter on 9/14 vs. Minnesota ... hit a go-ahead, RBI triple in the 10th on 9/22 at Cleveland.
- Hit his third home run in the regular-season finale on 9/27 vs. the Cubs, a solo shot off Adbert Alzolaya.

## CAREER BATTING RECORD

YEAR	CLUB	AVG	G	AB	R	H	TB	2B	3B	HR	RBI	SH	SF	HB	BB	SO	SB	CS	OBP	SLG	E
2013	Great Falls	.301	56	239	44	72	99	12	3	3	30	2	2	10	21	34	*31	8	.379	.414	2
2014	AZL White Sox	.364	8	33	6	12	24	3	3	1	3	0	0	2	3	6	2	0	.447	.727	0
	Kannapolis	.261	74	307	54	80	126	14	7	6	30	0	0	5	29	86	28	11	.334	.410	3
	Winston-Salem	.239	21	88	11	21	21	0	0	0	5	2	2	2	6	21	9	1	.296	.239	1
2015	Winston-Salem	.251	136	529	*90	133	195	23	9	7	43	8	3	6	62	132	*65	11	.335	.369	4
	Winston-Salem	.327	14	55	15	18	26	6	1	0	5	1	0	1	7	11	6	0	.413	.473	0
2016	Birmingham	.255	74	306	56	78	126	18	9	4	25	5	0	7	39	70	31	9	.352	.412	2
	Charlotte	.242	41	149	19	36	55	6	2	3	16	0	0	2	10	50	8	5	.298	.369	1
	Charlotte	.218	46	165	2	36	76	12	2	8	19	3	1	4	19	51	4	3	.312	.461	2
2017	WHITE SOX	.166	97	301	34	50	85	11	3	6	21	8	0	8	19	117	8	1	.235	.282	2
	WHITE SOX	.235	134	429	49	101	144	17	4	6	29	7	1	8	18	129	16	8	.279	.336	7
2019	WHITE SOX	.242	89	227	26	55	87	10	2	6	26	1	0	6	14	78	3	3	.304	.383	3
	Charlotte	.270	64	248	43	67	115	13	4	9	29	0	0	7	22	62	13	3	.347	.464	2
2020	WHITE SOX	.295	36	88	11	26	42	5	1	3	12	0	0	2	3	19	1	0	.333	.477	1
<b>MINOR TOTALS</b>		<b>.261</b>	<b>534</b>	<b>2119</b>	<b>358</b>	<b>553</b>	<b>863</b>	<b>107</b>	<b>40</b>	<b>41</b>	<b>205</b>	<b>21</b>	<b>8</b>	<b>46</b>	<b>218</b>	<b>523</b>	<b>197</b>	<b>51</b>	<b>.342</b>	<b>.407</b>	<b>17</b>
<b>MLB TOTALS</b>		<b>.222</b>	<b>365</b>	<b>1045</b>	<b>120</b>	<b>232</b>	<b>358</b>	<b>43</b>	<b>10</b>	<b>21</b>	<b>88</b>	<b>16</b>	<b>1</b>	<b>24</b>	<b>54</b>	<b>343</b>	<b>28</b>	<b>12</b>	<b>.276</b>	<b>.343</b>	<b>13</b>

\*Led League

## CAREER TRANSACTIONS

— Selected by the White Sox in the 19th round of the First-Year Player Draft (6/13).

## CAREER FIELDING RECORD

POSITION	PCT	G	GS	TC	PO	A	E	DP	POSITION	PCT	G	GS	TC	PO	A	E	DP
Center Field	.985	324	283	793	768	13	12	3	Left Field	1.000	10	4	6	5	1	0	0
Right Field	.967	25	16	30	29	0	1	0									

## CAREER GAME BESTS | HOME RUN INFORMATION

**HITS** — 4 (2x, last 5/23/18 vs. BAL) ... **HR** — 1 (21x, last 9/27/20 vs. CUBS) ... **RBI** — 3 (6x, last 7/31/20 at KC)

**RUNS** — 3 (5/23/18 vs. BAL) ... **SB** — 2 (6/8/17 at T.B.) ... **HITTING STREAK** — Five games (6/22-26/18)

**GAME-ENDING HOME RUNS** — NONE ... **GRAND SLAMS** — NONE ... **MULTIHOMER GAMES** — NONE

**PINCH-HIT HOME RUNS** — NONE ... **INSIDE-THE-PARK HOME RUNS** — NONE ... **LEADOFF HOME RUNS** — NONE

# 63 MATT FOSTER

RIGHT-HANDED PITCHER | R-R | 6-0 | 210

**Given Name:** Matthew James Foster

**2021 Opening Day Age:** 27 (January 27, 1995)

**Birthplace | Residence:** Opelika, Ala. | Valley, Ala.

**Sox Acquisition:** Selected in the 20th round, June 2016 First-Year Player Draft

**Contract Status:** Signed through 2020

**MLB Service:** 0.169

**Instagram:** @mattfoster32 | **Twitter:** @MattFoster\_14



## 2020 SEASON

- **American League Relief Leaders: Wins (T1st; 6).**
- Made 23 appearances (two starts) with the White Sox in his first major-league season.
- **Foster the Wins:** Recorded six wins, the most by a White Sox reliever since David Robertson (6-5), in 2015 and the most by a Sox rookie reliever since Daniel Webb (6-5) in 2014.
- Held opponents to a .162 (16-99) average ... right-handed batters hit .137 (7-51) while left-handers batted .188 (9-48).
- Posted a 2.03 ERA (3 ER/13.1 IP) over 11 games on the road and a 2.35 ERA (4 ER/15.1 IP) in 12 home outings (two starts).
- Retired 11 of the 12 batters faced with one walks and five strikeouts as a starter.
- **Welcome to the Show:** Began the season tossing 14.1 consecutive scoreless IP, the longest scoreless IP streak to begin a career by a White Sox since 1974.
- Was recalled from the Schaumburg training facility on 7/29.
- Made his major-league debut on 8/1 at Kansas City in relief and earned the win after working a scoreless fifth inning ... struck out Ryan McBroom for his first career strikeout.
- Made his first career start (opener) on 8/8 vs. Cleveland, throwing 2.0 hitless IP with three strikeouts.

- Recorded his second win on 8/11 at Detroit after retiring all six batters he faced, including four strikeouts.
- Made his second start as an opener in the second game of a doubleheader on 8/15 vs. St. Louis, tossing 2.0 scoreless IP with two strikeouts.
- Suffered his first career blown save on 8/28 vs. Kansas City, allowing a two-run home run to Jorge Soler in the seventh inning ... his 14.1 scoreless IP streak to begin his career ended.
- Earned the win in back-to-back games on 8/30 vs. Kansas City and 8/31 at Minnesota ... became the first White Sox pitcher to earn the win in consecutive team games since Evam Marshall on 6/11/19 vs. Washington and 6/13/19 vs. New York-AL.
- Recorded his first career hold on 9/8 at Pittsburgh, tossing a perfect seventh inning, preserving a 3-2 White Sox lead.
- Tossed 2.0 scoreless IP in relief on 9/13 vs. Detroit.
- Surrendered a two-run home run to Miguel Sanó in the eighth inning on 9/16 at Minnesota.
- Suffered his first career loss on 9/22 at Cleveland, allowing three runs (two earned) in the 10th inning ... José Ramírez hit a game-ending, three-run homer off José Ruiz.
- Ended the season making two scoreless appearances at home against the Cubs on 9/26 (1.0 IP) and 9/27 (2.0 IP).

## CAREER PITCHING RECORD

YEAR	CLUB	W-L	PCT	ERA	G	GS	CG	SHO	SV	IP	H	R	ER	HR	HB	BB-I	SO	WP	BK	AVG
2016	AZL White Sox	0-0	.000	0.98	14	0	0	0	5	18.1	11	5	2	0	1	4-0	26	1	0	.169
	Great Falls	0-0	.000	0.00	8	0	0	0	6	11.1	1	0	0	0	0	3-0	15	0	0	.029
2017	Winston-Salem	0-2	.000	0.68	10	0	0	0	1	13.1	8	3	1	0	0	3-0	14	1	0	.174
	Kannapolis	0-0	.000	1.88	12	0	0	0	6	14.1	8	3	3	1	0	2-0	19	0	0	.163
2018	Winston-Salem	2-1	.667	2.57	21	0	0	0	7	28.0	25	10	8	1	0	7-1	40	2	0	.227
	Birmingham	0-4	.000	3.94	24	0	0	0	1	32.0	33	19	14	3	0	13-0	30	0	0	.239
2019	Birmingham	0-0	.000	0.00	6	0	0	0	1	9.2	3	0	0	0	0	2-0	12	1	0	.097
	Charlotte	4-1	.800	3.76	37	0	0	0	4	55.0	46	23	23	9	1	19-0	62	2	1	.229
2020	WHITE SOX	6-1	.857	2.20	23	2	0	0	0	28.2	16	8	7	2	0	9-0	31	0	0	.162
<b>MINOR TOTALS</b>		<b>6-8</b>	<b>.429</b>	<b>2.52</b>	<b>132</b>	<b>0</b>	<b>0</b>	<b>0</b>	<b>31</b>	<b>182.0</b>	<b>135</b>	<b>63</b>	<b>51</b>	<b>14</b>	<b>2</b>	<b>53-1</b>	<b>218</b>	<b>7</b>	<b>1</b>	<b>.207</b>
<b>MLB TOTALS</b>		<b>6-1</b>	<b>.857</b>	<b>2.20</b>	<b>23</b>	<b>2</b>	<b>0</b>	<b>0</b>	<b>0</b>	<b>28.2</b>	<b>16</b>	<b>8</b>	<b>7</b>	<b>2</b>	<b>0</b>	<b>9-0</b>	<b>31</b>	<b>0</b>	<b>0</b>	<b>.162</b>

## CAREER TRANSACTIONS

— Selected by the White Sox in the 20th round of First-Year Player Draft (6/16).

## CAREER PITCHING BREAKDOWN

**Save Pct.** — Career: 0-1 (0.0); 2020: 0-1 (0.0).

**Holds** — Career: 2; 2020: 2.

**Inherited Runners/Scored** — Career: 5/2 (40.0); 2020: 5/2 (40.0).

**First Batter Efficiency** — Career: .200 (4-20); 2020: .200 (4-20).

## CAREER GAME BESTS AS RELIEVER

**STRIKEOUTS** — 4 (8/11/20 at DET | 2.0 IP) ... **INNINGS PITCHED** — 2.0 (5x, last 9/27/20 vs. Cubs)  
**WINNING STREAK** — Five games (8/1-9/19/20) ... **CONSECUTIVE SCORELESS IP** — 14.1 (8/1-23/20)



# 57 JACE FRY

LEFT-HANDED PITCHER | L-L | 6-1 | 220

**Given Name:** Jace Hayden Fry

**2021 Opening Day Age:** 27 (July 9, 1993)

**Birthplace | Residence:** Portland, Ore. | Vancouver, Wash.

**Sox Acquisition:** Selected in the third round, June 2014 First-Year Player Draft

**Contract Status:** Signed through 2020

**MLB Service:** 3.005

**Instagram:** @face\_jry | **Twitter:** @JaceFry



WHITE SOX OVERVIEW

MANAGER & COACHES

PLAYERS & ROSTER

2020 SEASON REVIEW

POSTSEASON HISTORY

MEDIA INFO. & MISC.

## 2020 SEASON

- Appeared in 18 games in his fourth major-league season, all with the White Sox.
- Threw 1.0-plus IP in 13 of his 18 outings and struck out at least two batters eight times.
- Opponents batted .225 (16-71) ... right-handers went 10-45 (.222) while lefties were 6-26 (.231).
- Posted a 0.73 ERA (1 ER/12.1 IP), 15 strikeouts and a .146 (6-41) opponents average in 10 relief appearances at Guaranteed Rate Field (8.59 ERA on the road).
- Retired all four batters he faced with two strikeouts in his season debut on Opening Day (7/24) vs. Minnesota.
- Tossed 1.1 scoreless IP in his second appearance on 7/28 at Cleveland ... recorded scoreless outings in his first two games of a season for the second time in his career (also 2018).
- Allowed five runs on five hits over 1.1 IP in two appearances from 8/1-3.

- Threw 10.2 consecutive scoreless IP over 11 games from 8/6-9/19 ... held opponents to a .171 (6-35) opponents average during that span ... the 10.2 scoreless IP streak was the second-longest in his career.
- Struck out at least two batters in three straight appearances from 8/15-21.
- Recorded a hold on 8/29 vs. Kansas City after throwing 0.2 scoreless IP.
- Was placed on the 10-day injured list on 9/5 (retro to 9/3) with back spasms ... was reinstated from the IL on 9/15.
- Matched a career high with four strikeouts on 9/15 vs. Minnesota (third time, last on 6/21/19 at Texas).
- Suffered the loss on 9/21 at Cleveland after allowing a game-winning, two-run home run to Carlos Santana in the fifth inning ... struck out three of the five batters faced.
- Allowed an unearned run on 9/25 vs. the Cubs, snapping his 14.2 scoreless IP streak at home.
- Tossed a career-high 2.1 IP on 9/27 vs. the Cubs.

## CAREER PITCHING RECORD

YEAR	CLUB	W-L	PCT	ERA	G	GS	CG	SHO	SV	IP	H	R	ER	HR	HB	BB-I	SO	WP	BK	AVG
2014	Great Falls	1-0	1.000	2.79	7	0	0	0	0	9.1	7	3	3	0	0	3-0	10	0	0	.206
2015	Winston-Salem	1-8	.111	3.63	10	10	0	0	0	52.0	60	26	21	1	0	17-0	39	3	0	.276
2016	DID NOT PITCH DUE TO INJURY																			
2017	Birmingham	2-1	.667	2.78	33	0	0	0	3	45.1	36	14	14	1	1	24-2	52	8	0	.217
	WHITE SOX	0-0	.000	10.80	11	0	0	0	0	6.2	12	8	8	1	0	5-1	3	3	0	.387
2018	Charlotte	0-0	.000	1.35	5	0	0	0	0	6.2	3	1	1	1	0	0-0	11	1	0	.125
	WHITE SOX	2-3	.400	4.38	59	1	0	0	4	51.1	37	28	25	4	1	20-0	70	5	0	.194
2019	WHITE SOX	3-4	.429	4.75	68	0	0	0	0	55.0	44	33	29	7	3	43-3	68	4	0	.218
2020	WHITE SOX	0-1	.000	3.66	18	0	0	0	0	19.2	16	8	8	3	0	12-2	24	1	0	.225
<b>MINOR TOTALS</b>		<b>4-9</b>	<b>.308</b>	<b>3.09</b>	<b>55</b>	<b>10</b>	<b>0</b>	<b>0</b>	<b>3</b>	<b>113.2</b>	<b>106</b>	<b>44</b>	<b>39</b>	<b>3</b>	<b>1</b>	<b>44-2</b>	<b>112</b>	<b>12</b>	<b>0</b>	<b>.245</b>
<b>MLB TOTALS</b>		<b>5-8</b>	<b>.385</b>	<b>4.75</b>	<b>156</b>	<b>1</b>	<b>0</b>	<b>0</b>	<b>4</b>	<b>132.2</b>	<b>109</b>	<b>78</b>	<b>70</b>	<b>15</b>	<b>4</b>	<b>60-6</b>	<b>165</b>	<b>13</b>	<b>0</b>	<b>.220</b>

## CAREER TRANSACTIONS

- Selected by the White Sox in the third round of the First-Year Player Draft (6/14).
- On White Sox injured list with left shoulder soreness (6/8-17/19).
- On White Sox Paternity List (8/23-24/19).
- On the White Sox injured list with back spasms (9/3-15/20).

## CAREER RELIEF BREAKDOWN

**Save Pct. — Career:** 57.1 (4-7); **2019:** 0.0 (0-2); **2018:** 80.0 (4-5).

**Holds — Career:** 30; **2020:** 2; **2019:** 12; **2018:** 16.

**Inherited Runners/Scored — Career:** 79/18 (22.8); **2020:** 6/2 (33.3); **2019:** 39/9 (23.1); **2018:** 37/9 (24.3); **2017:** 3/0 (0.0).

**First Batter Efficiency — Career:** .269 (35-130); **2020:** .353 (6-17); **2019:** .208 (11-53); **2018:** .260 (13-50); **2017:** .500 (5-10).

## CAREER FIELDING RECORD

POSITION	PCT	G	GS	TC	PO	A	E	DP
Pitcher	.938	156	1	16	4	11	1	2

## CAREER GAME BESTS

**STRIKEOUTS —** 4 (3x, last on 9/15/20 vs. MIN | 1.1 IP) ... **INNINGS PITCHED —** 2.1 (9/27/20 vs. CUBS)  
**WINNING STREAK —** 2 games (2x, last 7/20-9/18/19) ... **CONSECUTIVE SCORELESS IP —** 13.1 (9/26/17-5/25/18)

# 28 LEURY GARCÍA

INFIELDER/OUTFIELDER | S-R | 5-8 | 185

**Given Name:** Leury (lay-OH-ree) García

**2021 Opening Day Age:** 30 (March 18, 1991)

**Birthplace and Residence:** Santiago, D.R.

**First Pro Contract:** Texas Rangers, signed as a free agent, December 5, 2007

**Sox Acquisition:** Acquired from Texas Rangers as the player to be named later in exchange for OF Alex Ríos and cash considerations, August 11, 2013

**Contract Status:** Signed through 2020

**MLB Service:** 6.025

**Twitter:** @leurygarcia1



## 2020 SEASON

- Was limited to just 16 regular-season games due to a torn ligament in his left thumb suffered in August.
- Appeared in 10 games (nine starts) at shortstop, five (five) at second base and three (one) in right field.
- Went 12-51 (.235) vs. right-handers and 4-8 (.500) vs. lefties.
- Hit leadoff three times, sixth once, seventh four times, eighth five times and nine three times.
- Was the White Sox Opening Day second baseman ... went 0-3 on 7/24 vs. Minnesota.
- **To the Right ... To the Left:** Recorded his second career multihomer game on 7/25 vs. the Twins, including a homer from both sides of the plate ... became the eighth Sox player (11th time) to homer from both sides of the plate in one game, and the first since teammate Yoán Moncada on 7/3-2/19 vs. Detroit.

- Became the sixth player in American League history to homer from both sides of the plate from the No. 9 spot, joining Garland Buckeye (9/10/25), U.L. Washington (9/21/79), Dale Sveum (7/17/87), Geoff Blum (5/4/04) and Rob Bowen (5/4/07).
- Matched his career high with four hits on 8/1 at Kansas City ... also walked to reach five times for the first time in his career.
- Scored the game-winning run on a wild pitch on 8/3 at Milwaukee ... drove in all three of the Sox runs, including his third homer of the season, in an 8-3 loss on 8/6 vs. the Brewers.
- Left the game on 8/10 at Detroit with left thumb soreness after sliding head-first into first base.
- Was placed on the injured list on 8/11 with a sprained left thumb ... was transferred to the 45-day injured list on 8/15 and missed the remainder of the regular season after being diagnosed with a torn ligament in his left thumb.

## CAREER BATTING RECORD

YEAR	CLUB	AVG	G	AB	R	H	TB	2B	3B	HR	RBI	SH	SF	HB	BB	SO	SB	CS	OBP	SLG	E
2008	AZL Rangers	.209	41	129	17	27	36	3	3	0	14	4	3	0	8	40	12	3	.250	.279	21
2009	Hickory	.232	83	276	28	64	79	6	3	1	18	9	1	4	18	64	19	6	.288	.286	42
2010	AZL Rangers	.500	6	18	5	9	11	2	0	0	2	0	0	0	4	4	4	2	.591	.611	2
	Hickory	.262	89	359	57	94	116	5	4	3	22	8	1	1	23	57	47	9	.307	.323	30
2011	Myrtle Beach	.256	109	442	65	113	151	19	5	3	38	8	0	4	28	100	30	12	.306	.342	37
2012	Fresno	.292	100	377	55	110	150	12	11	2	30	9	3	5	22	79	31	7	.337	.398	15
2013	TEXAS	.192	25	52	8	10	12	0	1	0	1	2	0	0	3	16	1	0	.236	.231	1
	Round Rock	.264	47	193	31	51	79	8	4	4	19	1	0	0	14	53	12	4	.314	.409	8
	Charlotte	.267	8	30	3	8	9	1	0	0	1	0	0	1	1	8	3	0	.313	.300	4
	WHITE SOX	.204	20	49	2	10	11	1	0	0	1	0	1	0	4	18	6	2	.259	.224	1
2014	WHITE SOX	.166	73	145	13	24	30	3	0	1	6	4	1	0	5	48	11	1	.192	.207	6
2015	Charlotte	.298	90	349	57	104	138	19	3	3	31	9	3	4	20	66	30	12	.340	.395	20
	WHITE SOX	.214	17	14	0	3	3	0	0	0	1	0	0	0	1	7	1	0	.267	.214	1
2016	Charlotte	.313	84	310	45	97	132	9	4	6	35	4	1	3	24	64	18	8	.367	.426	10
	WHITE SOX	.229	18	48	6	11	17	1	1	1	5	0	0	1	13	2	1	.260	.354	0	
2017	WHITE SOX	.270	87	300	41	81	127	15	2	9	33	3	2	8	13	69	8	5	.316	.423	4
	Charlotte	.000	1	4	0	0	0	0	0	0	0	0	0	0	0	1	0	0	.000	.000	0
	AZL White Sox	.444	2	9	2	4	10	0	0	2	6	0	0	0	1	1	0	1	.455	1.111	0
2018	WHITE SOX	.271	82	258	23	70	97	7	4	4	32	4	1	3	9	69	12	1	.303	.376	4
	Charlotte	.429	4	14	4	6	9	3	0	0	3	0	0	0	1	3	0	0	.467	.643	0
2019	WHITE SOX	.279	140	577	93	161	218	27	3	8	40	11	3	6	21	139	15	5	.310	.378	12
020	WHITE SOX	.271	16	59	6	16	26	1	0	3	8	0	0	0	4	9	0	0	.317	.441	0
<b>MINOR TOTALS</b>		<b>.274</b>	<b>664</b>	<b>2510</b>	<b>369</b>	<b>687</b>	<b>920</b>	<b>87</b>	<b>37</b>	<b>24</b>	<b>219</b>	<b>52</b>	<b>12</b>	<b>22</b>	<b>164</b>	<b>540</b>	<b>206</b>	<b>64</b>	<b>.322</b>	<b>.367</b>	<b>189</b>
<b>SOX TOTALS</b>		<b>.259</b>	<b>453</b>	<b>1450</b>	<b>184</b>	<b>376</b>	<b>529</b>	<b>55</b>	<b>10</b>	<b>26</b>	<b>126</b>	<b>22</b>	<b>8</b>	<b>18</b>	<b>58</b>	<b>372</b>	<b>55</b>	<b>15</b>	<b>.295</b>	<b>.365</b>	<b>27</b>
<b>MLB TOTALS</b>		<b>.257</b>	<b>478</b>	<b>1502</b>	<b>192</b>	<b>386</b>	<b>541</b>	<b>55</b>	<b>11</b>	<b>26</b>	<b>127</b>	<b>24</b>	<b>8</b>	<b>18</b>	<b>61</b>	<b>388</b>	<b>56</b>	<b>15</b>	<b>.293</b>	<b>.360</b>	<b>28</b>

## CAREER TRANSACTIONS

- Signed by Texas as a free agent (12/5/07).
- Sent to the White Sox by Texas as the player to be named later (8/11/13) in exchange for OF Alex Ríos and cash considerations (8/9/13).
- On White Sox injured list with a sprained finger on his left hand (6/16-7/30/17); included rehab assignment to the Arizona Rookie League White Sox and Class AAA Charlotte (7/26-30/17).
- On White Sox injured list with a sprained right thumb (9/2/17-remainder of the season).
- On White Sox injured list with a left knee sprain (5/24-6/21/18); included rehab assignment to Class AAA Charlotte (6/16-21/18).
- On White Sox injured list with a strained left hamstring (8/6-16/18).
- On White Sox injured list with a strained left hamstring (8/21-9/21/18).
- On White Sox injured list with a torn ligament in his left thumb (8/11/20-end of season); transferred 45-day injured list (8/15/20).



**CAREER FIELDING RECORD**

POSITION	PCT	G	GS	TC	PO	A	E	DP	POSITION	PCT	G	GS	TC	PO	A	E	DP
Center Field	.979	197	165	375	349	18	8	0	Second Base	.974	54	39	211	76	130	5	35
Third Base	.977	23	15	43	12	30	1	1	Shortstop	.957	55	37	162	41	114	7	26
Left Field	.961	92	61	128	118	5	5	2	Right Field	.978	73	47	89	81	6	2	0
Pitcher	—	2	0	0	0	0	0	0									

**CAREER GAME BESTS | HOME RUN INFORMATION**

**HITS** — 4 (4x, last 8/1/20 at K.C.) ... **HR** — 2 (2x, last 7/25/20 vs. MIN) ... **RBI** — 4 (3x, last 7/25/20 vs. MIN)  
**RUNS** — 4 (5/12/13 at HOU) ... **SB** — 2 (7x, last 8/10/19 vs. OAK) ... **HITTING STREAK** — 10 games (9/13-28/19)  
**GAME-ENDING HR** — NONE ... **GRAND SLAMS** — 1 (8/4/19 at PHI) ... **MULTIHOMER GAMES** — 2 (7/25/20 vs. MIN)  
**PINCH-HIT HR** — NONE ... **INSIDE-THE-PARK HOMERS** — NONE ... **LEADOFF HR** — 4 (last, 9/25/19 vs. CLE)

**WORLD BASEBALL CLASSIC RECORD**

YEAR	CLUB	AVG	G	AB	R	H	TB	2B	3B	HR	RBI	SH	SF	HB	BB	SO	SB	CS	OBP	SLG	E
2013	Dominican Republic	.000	1	1	0	0	0	0	0	0	0	0	0	0	0	1	0	0	.000	.000	1



# 27 LUCAS GIOLITO

RIGHT-HANDED PITCHER | R-R | 6-6 | 245

**Given Name:** Lucas Frost Giolito

**2021 Opening Day Age:** 26 (July 14, 1994)

**Birthplace | Residence:** Santa Monica, Calif. | Hermosa Beach, Calif.

**First Pro Contract:** Washington Nationals, selected in the first round (16th overall), June 2012 First-Year Player Draft

**Sox Acquisition:** Acquired from Washington with RHPs Reynaldo López and Dane Dunning in exchange for OF Adam Eaton, December 7, 2016

**Contract Status:** Signed through 2020

**MLB Service:** 3.080

**Instagram:** @lgio27 | **Twitter:** @LGio27



## 2020 SEASON

- Ranked among the American League leaders in numerous categories in his fourth season with the club (see box at right).
- Eight of his 12 starts were quality, and the Sox went 7-5 in his starts ... worked at least 6.0 IP in eight of his outings, and allowed three runs or less nine times.
- **Posting Punchouts:** Struck out 10-plus three times: 8/20 vs. Detroit (13), 8/25 vs. Pittsburgh (13) and 9/23 at Cleveland (11) ... his 97 strikeouts were the most by a White Sox in his first 12 appearances of a season since LHP Chris Sale in 2015 (105).
- **Rough Route for Righties:** Limited right-handers to a .190 (20-105), lefties to a .180 (27-150) and opponents overall to a .196 (9-46) average w/RISP ... his .549 OPS vs. righties was sixth-lowest in the AL (15 of 20 hits allowed were singles).
- Allowed just eight home runs, tied for the eighth-fewest in the AL among pitchers with at least 60.0 IP ... surrendered five homers over his final five outings ... teammate Dallas Keuchel surrendered the fewest homers with just two.
- **Minnesota Not So Nice:** Went 0-2 with a 7.36 ERA (12 ER/14.2 IP), five home runs allowed and 15 strikeouts in three starts vs. Minnesota (one QS) ... by comparison, was 4-1 with a 2.50 ERA (16 ER/57.2 IP), three homers allowed and 82 strikeouts in nine starts (seven QS) vs. all other opponents (Cleveland, Detroit, Kansas City, the Cubs, Milwaukee, Pittsburgh and St. Louis).
- **Pocket Aces:** Faced AL Cy Young favorite Shane Bieber twice: 8/9 at Guaranteed Rate Field and 9/23 at Progressive Field ... went 0-0 with a 2.77 ERA (4 ER/13.0 IP), 20 strikeouts and a .186 opponents average (8-43) in the two outings ... the White Sox lost both games, 5-4 and 3-2, respectively.
- **Sensational Streaks:** Recorded the following streaks: 18.0 scoreless IP from the fifth inning on 8/15-1 vs. St. Louis through the first on 8/31 at Minnesota ... 12.0 hitless IP from the sixth on 8/20 vs. Detroit through the first on 8/31 ... 31.0 homerless IP from the sixth on 8/4 at Milwaukee through the second on 8/31.
- **Opening Honors:** Was selected as the White Sox Opening Day starter ... became just the fourth right-hander since 2000 to start the season opener for the Sox, following James Shields (2018), Jeff Samardzija (2015) and José Contreras (2007) ... at 26.010 years old, was the sixth-youngest OD starter for Chicago since 1996 ... the five older appearances: Mark Buehrle (2002; 23.009), Chris Sale (2013; 24.002), Buehrle (2003; 24.008), Sale (2014; 25.001) and Buehrle (2004; 25.013) ... was the sixth different pitcher in as many years to start the White Sox season opener, following Samardzija, Sale (2016), LHP José Quintana (2017), Shields and LHP Carlos Rodón (2019).
- Suffered the OD loss on 7/24 vs. Minnesota ... allowed seven runs on six hits with three walks and three strikeouts in 3.2 IP ... surrendered a pair of homers to Max Kepler.
- Received a no decision on 7/29 at Cleveland despite allowing just four hits with six strikeouts over 6.0 scoreless IP.

## GIOLITO AMONG AL LEADERS IN 2020

Category	Rank	No.
Strikeouts	2nd	97
SO/9.0 IP	2nd	12.07
Opp. AVG	3rd	.184
Hits/9.0 IP	3rd	5.85
Opp. SLG	4th	.310
Opp. OPS	4th	.577
Quality Starts	T4th	8
Innings Pitched	5th	72.1
Opp. OBP	5th	.267
BR/9.0 IP	5th	9.58
WHIP	T5th	1.04
Pitching WAR	T5th	2.1
Homers/9.0 IP	8th	1.00
ERA	11th	3.48

## 2020 MLB LEADERS

Pitcher, Club	SO
Shane Bieber, CLE	122
Jacón deGrom, NYM	104
Trevor Bauer, CIN	100
<b>Lucas Giolito, SOX</b>	<b>97</b>
Aaron Nola, PHI	96

Pitcher, Club	SO/9.0 IP
Shane Bieber, CLE	14.20
Jacón deGrom, NYM	13.76
Trevor Bauer, CIN	12.33
Max Scherzer, WSH	12.30
Dinelson Lamet, S.D.	12.13
Aaron Nola, PHI	12.11
<b>Lucas Giolito, SOX</b>	<b>12.07</b>
Gerrit Cole, NYY	11.59

- Earned his first win of 2020 on 8/4 at Milwaukee after allowing two runs on four hits with nine strikeouts over 6.0 IP.
- **Sunday Night Lights:** Made the start on 8/9 vs. Cleveland on ESPN's "Sunday Night Baseball" ... marked the Sox first appearance on "SNB" since 5/12/13 vs. the Angels.
- **Streaking vs. Cleveland:** Received a ND on 8/9 after allowing two runs on four hits with nine strikeouts over 7.0 IP ... allowed two runs in the third to snap his scoreless IP streak vs. Cleveland at 22.1 IP ... it marked the longest streak by a Sox pitcher vs. the club since LHP Britt Burns from 7/8/84-7/18/85 (33.2 IP), and the longest against any opponent since LHP Chris Sale went 23.2 scoreless IP from 5/12/13-6/7/14 vs. the Angels.
- **Streaking in Chicago:** Recorded a 22.0 scoreless IP streak at Guaranteed Rate Field from the fifth inning on 8/15-1 vs. St. Louis through the fifth on 9/11 vs. Detroit ... marked the White Sox longest home scoreless IP streak since RHP Jesse Crain (25.2 IP) from 8/21/12-6/28/13, and the longest in a single season since Sale (30.0 IP) from 6/3-7/3/12.
- Suffered his second loss on 8/15-1 vs. St. Louis (4 ER/5.0 IP) ... allowed four runs in the first inning of a seven-inning ...
- **Piling Up Punchouts:** Struck out a career-high 13 in back-to-back starts on 8/20 vs. Detroit (7.0 scoreless IP) and 8/25 vs. Pittsburgh (no-hitter) ... became the first White Sox with 13-plus strikeouts and zero runs allowed in consecutive starts ... joined Sale (6/3-8/15 and 8/16-21/15) as the only pitchers in Sox history with consecutive outings of 13-plus strikeouts.
- Earned the win on 8/20 vs. Detroit after allowing just three hits with one walk and a career-high matching 13 strikeouts over 7.0 scoreless IP (season-high 110 pitches) ... became the first pitcher in White Sox history to go 7.0 or less scoreless IP with 13-plus strikeouts and allow zero runs and one walk or less (Baseball Reference) ... also snapped his seven-game losing and 10-start winless stretch at Guaranteed Rate Field.



● **No Hits and No Chance:** Threw his first career no-hitter, and the first of the 2020 season, on 8/25 vs. Pittsburgh ... issued just one walk with a career-high matching 13 strikeouts and threw 101 pitches (74 strikes) ... walked Erik González on four pitches to lead off the fourth for the only baserunner ... below is additional information and notable accomplishments from his no-hitter:

- Marked the 19th in White Sox history, second-most in MLB history behind the Dodgers (26).
- Was the 305th in MLB history (regular and postseason combined), and first since Houston's Justin Verlander on 9/1/19 at Toronto ... source: STATS LLC.
- The last by a White Sox was Philip Humber's perfect game on 4/21/12 at Seattle ... the last by a Sox at Guaranteed Rate Field was Mark Buehrle's perfect game on 7/23/09 vs. Tampa Bay.
- Minnesota's Francisco Liriano recorded the last no-hitter at Guaranteed Rate Field on 5/3/11.
- Was the youngest White Sox since LHP Wilson Álvarez (21 years old) on 8/11/91 at Baltimore.
- His 13 strikeouts were the most by a White Sox ... Humber previously held the mark with nine.
- It was the first by a White Sox vs. a National League team.
- Joined Sandy Koufax as only pitchers ever with 13-plus strikeouts and less than 105 pitches.
- His 30 swing and misses were the most in a no-hitter since Nolan Ryan (31) in 1990.
- At 6-foot-7, became the tallest pitcher since the Angels' Jered Weaver (also 6-foot-7) on 5/2/12 vs. the Twins.
- The last White Sox to face one over the minimum was RHP Jeff Samardzija on 9/21/15 at Detroit (one-hitter).

- Was named AL Player of the Week for 8/24-30 following his no-hitter, his third career league honor (AL Pitcher of the Month for May 2019 and AL Player of the Week for 5/27-6/2/19).
- Received a ND on 8/31 at Minnesota after allowing four runs (two earned) on four hits, including one home run, with one walk and eight strikeouts over 5.0 IP ... surrendered three runs in the second (three Sox errors) and one in the third, but retired seven of the final eight Twins faced ... had the following streaks snapped: 18.0 scoreless IP (Luis Arraez RBI single in the second), 12.0 hitless IP (Miguel Sanó single in the second) and 31.0 homerless IP (Sanó solo homer in the third).
- Earned his fourth and final win of the season on 9/5 at Kansas City, allowing three runs with nine strikeouts in 6.0 IP.
- Reached 82 strikeouts on the season in his 10th start on 9/11 vs. Detroit, the most by a Sox on his first 10 games of a season ... the previous mark was 79 strikeouts by Chris Sale in 2015.
- Received a no decision on his final outing on 9/23 at Cleveland ... surrendered two runs with 11 strikeouts over 6.0 IP ... marked his 10th career start with double-digit strikeouts.



**CAREER PITCHING RECORD**

YEAR	CLUB	W-L	PCT	ERA	G	GS	CG	SHO	SV	IP	H	R	ER	HR	HB	BB-I	SO	WP	BK	AVG
2012	GCL Nationals	0-0	.000	4.50	1	1	0	0	0	2.0	2	1	1	0	0	0-0	1	0	0	.286
2013	GCL Nationals	1-1	.500	2.78	8	8	0	0	0	22.2	19	8	7	0	0	10-0	25	4	0	.232
	Auburn	1-0	1.000	0.64	3	3	0	0	0	14.0	9	1	1	1	2	4-0	14	1	0	.191
2014	Hagerstown	10-2	.833	2.20	20	20	0	0	0	98.0	70	28	24	7	1	28-0	110	1	0	.197
2015	Potomac	3-5	.375	2.71	13	11	0	0	0	69.2	65	24	21	1	3	20-0	86	7	1	.244
	Harrisburg	4-2	.667	3.80	8	8	0	0	0	47.1	48	21	20	2	3	17-0	45	2	0	.265
2016	Harrisburg	5-3	.625	3.17	14	14	0	0	0	71.0	67	37	25	2	4	34-0	72	2	0	.247
	Hagerstown	0-0	.000	5.14	1	1	0	0	0	7.0	6	4	4	2	0	0-0	4	0	0	.231
	Syracuse	1-2	.333	2.17	7	7	0	0	0	37.1	31	11	9	3	1	10-0	40	1	0	.225
	WASHINGTON	0-1	.000	6.75	6	4	0	0	0	21.1	26	18	16	7	1	12-0	11	1	1	.295
2017	Charlotte	6-10	.375	4.48	24	24	2	2	0	128.2	122	66	64	17	4	59-0	134	9	0	.253
	WHITE SOX	3-3	.500	2.38	7	7	0	0	0	45.1	31	14	12	8	3	12-0	34	2	0	.190
2018	WHITE SOX	10-13	.435	6.13	32	32	0	0	0	173.1	166	123	118	27	15	90-2	125	13	0	.250
2019	WHITE SOX	14-9	.609	3.41	29	29	3	2	0	176.2	131	69	67	24	4	57-1	228	6	0	.205
2020	WHITE SOX	4-3	.571	3.48	12	12	1	1	0	72.1	47	31	28	8	2	28-0	97	3	0	.184
<b>MINOR TOTALS</b>		<b>31-25</b>	<b>.554</b>	<b>3.18</b>	<b>99</b>	<b>97</b>	<b>2</b>	<b>2</b>	<b>0</b>	<b>497.2</b>	<b>439</b>	<b>201</b>	<b>176</b>	<b>35</b>	<b>18</b>	<b>182-0</b>	<b>531</b>	<b>27</b>	<b>1</b>	<b>.237</b>
<b>A.L. TOTALS</b>		<b>31-28</b>	<b>.525</b>	<b>4.33</b>	<b>80</b>	<b>80</b>	<b>4</b>	<b>3</b>	<b>0</b>	<b>467.2</b>	<b>375</b>	<b>237</b>	<b>225</b>	<b>67</b>	<b>24</b>	<b>187-3</b>	<b>484</b>	<b>24</b>	<b>0</b>	<b>.218</b>
<b>N.L. TOTALS</b>		<b>0-1</b>	<b>.000</b>	<b>6.75</b>	<b>6</b>	<b>4</b>	<b>0</b>	<b>0</b>	<b>0</b>	<b>21.1</b>	<b>26</b>	<b>18</b>	<b>16</b>	<b>7</b>	<b>1</b>	<b>12-0</b>	<b>11</b>	<b>1</b>	<b>1</b>	<b>.295</b>
<b>MLB TOTALS</b>		<b>31-29</b>	<b>.517</b>	<b>4.44</b>	<b>84</b>	<b>84</b>	<b>4</b>	<b>3</b>	<b>0</b>	<b>489.0</b>	<b>401</b>	<b>255</b>	<b>241</b>	<b>74</b>	<b>25</b>	<b>199-3</b>	<b>495</b>	<b>25</b>	<b>1</b>	<b>.222</b>

**CAREER TRANSACTIONS**

- Selected by Washington in the first round (16th overall) of the First-Year Player Draft (6/12).
- Traded by Washington with RHPs Dane Dunning and Reynaldo López to the White Sox in exchange for OF Adam Eaton (12/7/16).
- On White Sox injured list with a strained left hamstring (4/18-5/1/19).
- On White Sox injured list with a mild right lat strain (9/16/19-remainder of season).

**CAREER PITCHING BREAKDOWN**

**Quality Starts — Career:** 45; **2020:** 8; **2019:** 17; **2018:** 15; **2017:** 5.  
**Club Record As A Starter — Career:** 42-42; **2020:** 7-5; **2019:** 16-13; **2018:** 14-18; **2017:** 4-3; **2016:** 1-3.  
**Starts Lasting At Least 6.0 | 7.0 | 8.0 IP — Career:** 52 | 20 | 4; **2020:** 8 | 3 | 1; **2019:** 19 | 9 | 3; **2018:** 19 | 5 | 0; **2017:** 6 | 3 | 0.

**CAREER FIELDING RECORD**

POSITION	PCT	G	GS	TC	PO	A	E	DP
Pitcher	.955	86	84	67	23	41	3	1

**CAREER GAME BESTS**

**STRIKEOUTS —** 13 (3x, last 8/25/20 vs. PIT | 9.0 IP) ... **INNINGS PITCHED —** 9.0 (3x, last 8/25/20 vs. PIT)  
**WINNING STREAK —** 9 games (4/12-6/14/19) ... **CONSECUTIVE SCORELESS IP —** 22.0 (5/28-6/8/19)  
**COMPLETE GAMES —** 4 (last 8/25/20 vs. PIT) ... **SHUTOUTS —** 3 (last 8/25/20 vs. PIT)

# 47 GIO GONZÁLEZ

LEFT-HANDED PITCHER | L-R | 6-0 | 205

**Given Name:** Gio Aramis González

**2021 Opening Day Age:** 34 (September 19, 1985)

**Birthplace and Residence:** Hialeah, Fla.

**First Pro Contract:** White Sox, selected in the first round (38th overall), June 2004 First-Year Player Draft

**Sox Acquisition:** Signed as a free agent, December 22, 2020

**Contract Status:** Signed through 2020

**MLB Service:** 11.146

**Instagram:** @giogonzalez47 | **Twitter:** @GioGonzalez47



## 2020 SEASON

- Appeared in 12 games, including four starts, in his first season with the White Sox.
- Four of his first five appearances were as a starter before working out of the bullpen in his last seven outings.
- Did not work 5.0 IP in any of his starts despite allowing two earned runs or less three times ... Chicago went 3-1 in his starts.
- Worked 2.0-plus IP four times in relief ... did not allow any of his five inherited runners to score.
- Made his White Sox debut on 7/26 vs. Minnesota in relief of an injured Reynaldo López ... allowed seven runs on six hits over 3.2 IP ... was drafted by the Sox in 2004, traded to Philadelphia in 2005, reacquired in 2006 and traded to Oakland in 2008.
- Made his first start for the Sox on 8/1 at Kansas City ... worked 3.2 scoreless IP with six strikeouts and received a no decision.

- Suffered the loss in his first ever start at Guaranteed Rate Field on 8/6 vs. Milwaukee (4 ER/4.1 IP).
- Received a ND on 8/17 vs. Detroit after allowing two runs on with 10 strikeouts in 4.2 IP ... became just the second White Sox starter ever to record 10-plus strikeouts in 4.2 or less IP ... LHP Carlos Rodon struck out 11 in 4.0 IP on 7/25/17 at the Cubs.
- Earned his first win with the White Sox on 8/22 at Wrigley Field after allowing just one hit in 3.2 scoreless IP in relief.
- Was placed on the injured list on 8/30 (retro to 8/27) with a right groin strain ... was reinstated on 9/8.
- Owned a 3.86 ERA (3 ER/7.0 IP) with two homers, six walks and eight strikeouts in his final six appearances.
- Surrendered a game-ending homer to Jordan Luplow in the ninth inning on 9/23 at Cleveland.
- Left his last appearance in the season finale on 9/27 vs. the Cubs with left shoulder soreness.

## CAREER PITCHING RECORD

YEAR	CLUB	W-L	PCT	ERA	G	GS	CG	SHO	SV	IP	H	R	ER	HR	HB	BB-I	SO	WP	BK	AVG
2004	Kannapolis	1-1	.500	3.03	6	6	0	0	0	32.2	30	13	11	1	0	13-0	27	1	1	.229
	Bristol	1-2	.333	2.25	7	6	0	0	0	24.0	17	8	6	0	0	8-0	36	4	1	.207
2005	Winston-Salem	8-3	.727	3.56	13	13	0	0	0	73.1	61	33	29	5	1	25-0	79	2	3	.228
	Kannapolis	5-3	.625	1.87	11	10	0	0	0	57.2	36	16	12	3	2	22-0	84	2	3	.175
2006	Reading	7-12	.368	4.66	27	27	0	0	0	131.0	97	49	41	8	3	47-0	163	9	2	.205
2007	Birmingham	9-7	.562	3.18	27	27	0	0	0	154.2	140	88	80	24	8	81-2	166	5	2	.239
2008	OAKLAND	1-4	.250	7.68	10	7	0	0	0	34.0	32	34	29	9	3	25-1	34	1	0	.242
	Sacramento	8-7	.533	4.24	23	22	1	0	0	123.0	106	65	58	12	2	61-1	128	5	0	.233
2009	OAKLAND	6-7	.461	5.75	20	17	0	0	0	98.2	113	68	63	14	1	56-2	109	2	0	.288
	Sacramento	4-1	.800	2.51	12	12	0	0	0	61.0	42	21	17	5	3	34-2	71	6	0	.194
2010	OAKLAND	15-9	.625	3.23	33	33	1	0	0	200.2	171	75	72	15	4	92-1	171	4	1	.229
2011	OAKLAND	16-12	.571	3.12	32	32	0	0	0	202.0	175	81	70	17	8	91-1	197	6	1	.230
2012	WASHINGTON	21-8	.724	2.89	32	32	2	1	0	199.1	149	69	64	9	5	76-3	207	10	1	.206
2013	WASHINGTON	11-8	.579	3.36	32	32	1	1	0	195.2	169	79	73	17	2	76-1	192	4	1	.231
2014	WASHINGTON	10-10	.500	3.57	27	27	0	0	0	158.2	134	66	63	10	3	56-0	162	2	0	.230
	Potomac	0-0	.000	10.57	2	2	0	0	0	7.2	9	9	9	1	1	8-0	9	0	0	.281
2015	WASHINGTON	11-8	.579	3.79	31	31	0	0	0	175.2	181	79	74	8	4	69-3	169	4	0	.269
2016	WASHINGTON	11-11	.500	4.57	32	32	0	0	0	177.1	179	98	90	19	9	59-2	171	7	0	.262
2017	WASHINGTON	15-9	.625	2.96	32	32	0	0	0	201.0	158	69	66	21	7	79-5	188	7	0	.216
2018	WASHINGTON	7-11	.389	4.57	27	27	0	0	0	145.2	153	77	74	15	2	70-2	126	4	0	.272
	MILWAUKEE	3-0	1.000	2.13	5	5	0	0	0	25.1	14	7	6	2	0	10-0	22	1	0	.157
2019	MILWAUKEE	3-2	.600	3.50	19	17	0	0	0	87.1	76	36	34	9	0	37-0	78	5	0	.234
	Scranton/WB	2-1	.667	6.00	3	3	0	0	0	15.0	19	10	10	1	0	6-0	19	1	0	.317
	San Antonio	0-0	.000	1.93	1	1	0	0	0	4.2	5	1	1	1	0	0-0	4	0	0	.263
	Carolina	0-0	.000	9.00	1	1	0	0	0	2.0	4	2	2	0	0	0-0	2	1	0	.400
2020	WHITE SOX	1-2	.333	4.83	12	4	0	0	0	31.2	40	19	17	6	2	19-0	34	2	0	.305
<b>MINOR TOTALS</b>		<b>45-37</b>	<b>.548</b>	<b>3.67</b>	<b>133</b>	<b>130</b>	<b>1</b>	<b>0</b>	<b>0</b>	<b>705.2</b>	<b>585</b>	<b>323</b>	<b>288</b>	<b>63</b>	<b>19</b>	<b>315-6</b>	<b>810</b>	<b>36</b>	<b>12</b>	<b>.225</b>
<b>A.L. TOTALS</b>		<b>39-34</b>	<b>.534</b>	<b>3.98</b>	<b>107</b>	<b>93</b>	<b>1</b>	<b>0</b>	<b>0</b>	<b>567.0</b>	<b>531</b>	<b>277</b>	<b>251</b>	<b>61</b>	<b>18</b>	<b>283-5</b>	<b>545</b>	<b>15</b>	<b>2</b>	<b>.244</b>
<b>N.L. TOTALS</b>		<b>92-67</b>	<b>.579</b>	<b>3.58</b>	<b>237</b>	<b>235</b>	<b>3</b>	<b>2</b>	<b>0</b>	<b>1366.0</b>	<b>1213</b>	<b>580</b>	<b>544</b>	<b>110</b>	<b>32</b>	<b>532-16</b>	<b>1315</b>	<b>44</b>	<b>2</b>	<b>.238</b>
<b>MLB TOTALS</b>		<b>131-101</b>	<b>.565</b>	<b>3.70</b>	<b>344</b>	<b>328</b>	<b>4</b>	<b>2</b>	<b>0</b>	<b>1933.0</b>	<b>1744</b>	<b>857</b>	<b>795</b>	<b>171</b>	<b>50</b>	<b>815-21</b>	<b>1860</b>	<b>59</b>	<b>4</b>	<b>.240</b>

## CAREER TRANSACTIONS

- Selected by the White Sox in the first round (38th overall) of the First-Year Player Draft (6/04).
- Sent by the White Sox to Philadelphia as the player to be named later (12/8/05) to complete the trade that sent OF Aaron Rowand and LHP Daniel Haigwood to the Phillies in exchange for 1B/DH Jim Thome and cash (11/25/05).
- Sent by Philadelphia to the White Sox as the player to be named later (12/7/06) to complete the trade that sent RHP Gavin Floyd to the White Sox in exchange for RHP Freddy Garcia (12/6/06).
- Traded by the White Sox with OF Ryan Sweeney and RHP Fautino De Los Santos to Oakland in exchange for OF Nick Swisher (1/3/08).
- Traded by Oakland with RHP Robert Gilliam to Washington in exchange for RHPs A.J. Cole and Brad Peacock, LHP Tommy Milone and C Derek Norris (12/23/11).
- On Washington injured list with left shoulder inflammation (5/18-6/18/14); included a rehab assignment at Class A Potomac (6/6-18/14).
- Traded by Washington with international signing pool money to Milwaukee in exchange for C KJ Harrison and INF Gilbert Lara (8/31/18).
- Signed by New York-AL as a free agent (3/19/19).
- Released by New York-AL (4/22/19).
- Signed by Milwaukee as a free agent (4/27/19).
- On Milwaukee injured list with left shoulder impingement syndrome (5/29-7/20/19); included rehab assignments to Class A Carolina (7/10-14/19) and Class AA San Antonio (7/15-20/19).
- Signed by the White Sox as a free agent (12/22/19).
- On the White Sox injured list with a right groin strain (8/27-9/7/20).

## CAREER PITCHING BREAKDOWN

**Quality Starts — Career:** 174; **2019:** 1; **2018:** 11; **2017:** 22; **2016:** 16; **2015:** 16; **2014:** 17; **2013:** 21; **2012:** 22; **2011:** 19; **2010:** 23; **2009:** 6.  
**Club Record As A Starter — Career:** 184-144; **2020:** 3-1; **2019:** 11-6; **2018:** 16-16; **2017:** 18-14; **2016:** 14-18; **2015:** 16-15; **2014:** 16-11;  
**2013:** 19-13; **2012:** 24-8; **2011:** 17-15; **2010:** 19-14; **2009:** 9-8; **2008:** 2-5.  
**Starts Lasting At Least 6.0 | 7.0 | 8.0 IP — Career:** 194 | 85 | 14; **2019:** 1 | 0 | 0; **2018:** 12 | 7 | 0; **2017:** 24 | 10 | 2; **2016:** 18 | 4 | 0;  
**2015:** 17 | 6 | 1; **2014:** 19 | 8 | 1; **2013:** 22 | 13 | 2; **2012:** 25 | 11 | 3; **2011:** 23 | 13 | 3; **2010:** 25 | 12 | 2; **2009:** 7 | 1 | 0; **2008:** 1 | 0 | 0.

## CAREER FIELDING RECORD

POSITION	PCT	G	GS	TC	PO	A	E	DP
Pitcher	.971	343	328	339	79	250	10	11

## CAREER GAME BESTS

**STRIKEOUTS —** 12 (2x, last 9/16/15 at PHI, 7.0 IP) ... **INNINGS PITCHED —** 9.0 (3x, last 9/9/13 at NYM)  
**WINNING STREAK —** 6 games (9/12/11-4/24/12) ... **CONSECUTIVE SCORELESS IP —** 25.0 (4/12-29/12)  
**COMPLETE GAMES —** 4 (last 9/9/13 at NYM) ... **SHUTOUTS —** 2 (last 9/9/13 at NYM)

## DIVISION SERIES RECORD

YEAR	CLUB	W-L	PCT	ERA	G	GS	CG	SHO	SV	IP	H	R	ER	HR	HB	BB-I	SO	WP	BK	AVG
2012	WAS vs. STL	0-0	.000	4.50	2	2	0	0	0	10.0	6	5	5	0	0	11-0	10	2	0	.182
2014	WAS vs. S.F.	0-0	.000	0.00	1	1	0	0	0	4.0	4	2	0	0	0	1-0	1	0	0	.235
2016	WAS vs. LAD	0-0	.000	6.23	1	1	0	0	0	4.1	4	3	3	1	0	1-0	4	0	0	.235
2017	WAS vs. CUBS	0-0	.000	6.75	2	2	0	0	0	8.0	6	6	6	2	0	6-0	11	2	0	.214
<b>TOTALS</b>		<b>0-0</b>	<b>.000</b>	<b>4.78</b>	<b>6</b>	<b>6</b>	<b>0</b>	<b>0</b>	<b>0</b>	<b>26.1</b>	<b>20</b>	<b>16</b>	<b>14</b>	<b>3</b>	<b>0</b>	<b>19-0</b>	<b>26</b>	<b>4</b>	<b>0</b>	<b>.211</b>

## LEAGUE CHAMPIONSHIP SERIES RECORD

YEAR	CLUB	W-L	PCT	ERA	G	GS	CG	SHO	SV	IP	H	R	ER	HR	HB	BB-I	SO	WP	BK	AVG
2018	MIL vs. LAD	0-0	.000	6.00	2	2	0	0	0	3.0	3	2	2	1	1	2-0	1	0	0	.250

## ALL-STAR GAME RECORD

YEAR	CLUB, SITE	W-L	PCT	ERA	G	GS	CG	SHO	SV	IP	H	R	ER	HR	HB	BB-I	SO	WP	BK	AVG
2011	A.L., Arizona	0-0	.000	0.00	1	0	0	0	0	0.1	0	0	0	0	0	0-0	1	0	0	.000
2012	N.L., Kansas City	0-0	.000	0.00	1	0	0	0	0	1.0	0	0	0	0	0	0-0	1	0	0	.000
<b>TOTALS</b>		<b>0-0</b>	<b>.000</b>	<b>0.00</b>	<b>2</b>	<b>0</b>	<b>0</b>	<b>0</b>	<b>0</b>	<b>1.1</b>	<b>0</b>	<b>0</b>	<b>0</b>	<b>0</b>	<b>0</b>	<b>0-0</b>	<b>2</b>	<b>0</b>	<b>0</b>	<b>.000</b>

## WORLD BASEBALL CLASSIC RECORD

YEAR	CLUB	W-L	PCT	ERA	G	GS	CG	SHO	SV	IP	H	R	ER	HR	HB	BB-I	SO	WP	BK	AVG
2013	United States	1-0	1.000	0.00	1	1	0	0	0	5.0	3	0	0	0	0	0-0	5	0	0	—



# 37 LUIS GONZÁLEZ

OUTFIELDER | L-L | 6-1 | 180

**Given Name:** Luis Fernando González

**2021 Opening Day Age:** 25 (September 10, 1995)

**Birthplace | Residence:** Hermosillo, Mexico | Mesa, Ariz.

**Sox Acquisition:** Selected in the third round, June 2017 First-Year Player Draft

**Contract Status:** Signed through 2020

**MLB Service:** 0.033

**Instagram:** @luisgonzalez9510 | **Twitter:** @Luis5Gonzalez



## 2020 SEASON

- Appeared in three games with the White Sox.
- Entered one game each in center and left field and went 0-1 as a pinch-hitter.
- Had his contract purchased from the Schaumburg training facility on 8/17.
- Made his major-league debut on 8/18 vs. Detroit as a defensive replacement in center field ... was hit by a pitch in his first career plate appearance and scored his first run.

● Was optioned back to Schaumburg for the remainder of the season on 8/28.

● **Preason *Baseball America* Rankings:** No. 10 prospect in the White Sox system.

● **Preseason *MLB.com* Rankings:** No. 15 prospect in the White Sox organization.

## CAREER BATTING RECORD


YEAR	CLUB	AVG	G	AB	R	H	TB	2B	3B	HR	RBI	SH	SF	HB	BB	SO	SB	CS	OBP	SLG	E
2017	Great Falls	.118	4	17	3	2	3	1	0	0	3	1	0	0	4	3	0	0	.286	.176	0
	Kannapolis	.245	63	233	26	57	84	13	4	2	12	2	1	3	38	50	2	3	.356	.361	5
2018	Winston-Salem	.313	62	252	50	79	127	24	3	6	45	0	6	2	27	46	3	5	.376	.504	2
	Kannapolis	.300	55	230	35	69	113	16	2	8	26	1	2	1	21	57	7	2	.358	.491	1
2019	Birmingham	.247	126	473	63	117	170	18	4	9	59	0	10	5	47	89	17	9	.316	.359	4
2020	WHITE SOX	.000	3	1	1	0	0	0	0	0	0	0	0	1	0	1	0	0	.500	.000	1
<b>MINOR TOTALS</b>		<b>.269</b>	<b>310</b>	<b>1205</b>	<b>177</b>	<b>324</b>	<b>497</b>	<b>72</b>	<b>13</b>	<b>25</b>	<b>145</b>	<b>4</b>	<b>16</b>	<b>11</b>	<b>137</b>	<b>245</b>	<b>29</b>	<b>19</b>	<b>.344</b>	<b>.412</b>	<b>12</b>
<b>MLB TOTALS</b>		<b>.000</b>	<b>3</b>	<b>1</b>	<b>1</b>	<b>0</b>	<b>0</b>	<b>0</b>	<b>0</b>	<b>0</b>	<b>0</b>	<b>0</b>	<b>0</b>	<b>1</b>	<b>0</b>	<b>1</b>	<b>0</b>	<b>0</b>	<b>.500</b>	<b>.000</b>	<b>1</b>

## CAREER TRANSACTIONS

— Selected by the White Sox in the third round of the First-Year Player Draft (6/17).

## CAREER FIELDING RECORD

POSITION	PCT	G	GS	TC	PO	A	E	DP	POSITION	PCT	G	GS	TC	PO	A	E	DP
Left Field	—	1	0	0	0	0	0	0	Center Field	.500	1	0	2	0	1	1	0



# 24 YASMANI GRANDAL

CATCHER | S-R | 6-2 | 230

**Given Name:** Yasmani Grandal

**2021 Opening Day Age:** 32 (November 8, 1988)

**Birthplace | Residence:** Havana, Cuba | Peoria, Ariz.

**First Pro Contract:** Cincinnati Reds, selected in the first round (12th overall), June 2010 First-Year Player Draft

**Sox Acquisition:** Signed as a free agent, November 21, 2019 (agreed to terms on a four-year, \$73-million contract)

**Contract Status:** Signed through 2023

**MLB Service:** 8.115

**Instagram:** @yazmaniandv | **Twitter:** @YasmanianDVL08



WHITE SOX OVERVIEW

MANAGER & COACHES

PLAYERS & ROSTER

2020 SEASON REVIEW

POSTSEASON HISTORY

MEDIA INFO. & MISC.

## 2020 SEASON

- Led the club with 30 walks in his first season with the White Sox organization.
- Batted .265/.396/.496 (30-113) with five doubles, seven home runs, 22 RBI and 21 runs scored in 32 games as a catcher ... his .396 on-base percentage led all American League catchers.
- Made 32 starts at catcher and six at first base ... Sox pitchers posted a 4.74 ERA (143 ER/271.1 IP) when he was behind the plate ... threw out 5-12 (41.7 percent) of attempted basestealers.
- Made all of his starts in the 2-4 slots in the batting order ... hit all eight of his homers from the 2-3 slots.
- Hit .286/.405/.500 (8-28) with two home runs and eight RBI vs. left-handed pitchers and .218/.338/.406 (29-133) with six homers and 19 RBI vs. righties.
- Batted .368/.455/.579 (14-38) with two home runs and 10 RBI in nine games vs. Kansas City.
- Made his White Sox debut on Opening Day (7/24) vs. Minnesota ... went 0-3 with a walk.
- Snapped a scoreless tie with a game-winning sacrifice fly in the ninth inning on 7/29 at Cleveland ... made his first start as the DH on 7/31 at Kansas City.
- Recorded his first multihit effort, multiRBI game and extra-base hit on 8/1 at the Royals ... reached base four times (three hits and a walk) with three RBI on 8/2 at Kauffman Stadium.
- Made his first start at first base and hitting third on 8/9 vs. Cleveland ... hit a go-ahead, RBI double off Shane Bieber in the sixth but the White Sox lost, 5-4, in 10 innings.

## GRANDAL AMONG MLB C SINCE 2016

Category	Rank	No.
RBI	1st	302
Home Runs	2nd	109
Extra-Base Hits	2nd	211
Total Bases	2nd	900
Slugging Pct.	4th	.463

## 2020 AL OBP LEADERS AS CATCHER

Player, Club	OBP
Yasmani Grandal	.396
Sean Murphy	.367
Salvador Pérez	.367
Christian Vázquez	.355
Martin Maldonado	.350

- The White Sox tied the major-league record on 8/16 vs. St. Louis (10th time) by hitting four consecutive home runs in the sixth inning ... Yoán Moncada started the run with a three-run homer off Roel Ramírez with two outs in a 1-0 game, and Grandal, José Abreu and Eloy Jiménez followed with solo shots off the Cardinals right-hander.
- Homered three times in a five-game span from 8/16-22, including back-to-back games on 8/21-22 at Wrigley Field.
- Hit a game-ending solo homer in the ninth off Ian Kennedy on 8/28 vs. Kansas City ... marked his third career walkoff homer (last 8/1/18 vs. Milwaukee with Dodgers) ... Was the first walkoff homer by a Sox C since Tyler Flowers on 9/8/14 vs. Oakland.
- Hit two-run homers on 9/5 at Kansas City and 9/8 at Pittsburgh ... hit the second of back-to-back-to-back homers in the eighth inning off Robert Stephenson on 9/19 at Cincinnati, sandwiched between Tim Anderson and José Abreu.
- Homered with a season-high tying three RBI in the season finale on 9/27 vs. the Cubs.

## CAREER BATTING RECORD

YEAR	CLUB	AVG	G	AB	R	H	TB	2B	3B	HR	RBI	SH	SF	HB	BB	SO	SB	CS	OBP	SLG	E
2010	AZL Reds	.286	8	28	4	8	9	1	0	0	1	0	0	1	4	4	0	1	.394	.321	0
2011	Bakersfield	.296	56	206	47	61	74	14	0	10	40	0	3	1	41	57	0	0	.410	.510	6
	Carolina	.301	45	156	20	47	105	15	0	4	26	0	1	2	13	39	0	1	.360	.474	7
	Louisville	.500	4	12	2	6	8	2	0	0	2	0	0	1	5	1	0	0	.667	.667	0
2012	Tucson	.335	56	194	40	65	101	18	0	6	35	0	2	2	37	35	0	0	.443	.521	5
	SAN DIEGO	.297	60	192	28	57	90	7	1	8	36	0	2	1	31	39	0	0	.394	.469	5
	Lake Elsinore	.000	2	7	0	0	0	0	0	0	0	0	0	1	3	0	0	0	.125	.000	0
2013	Tucson	.306	9	36	3	11	101	3	0	0	2	0	0	0	2	8	0	0	.342	.389	0
	SAN DIEGO	.216	28	88	13	19	30	8	0	1	9	0	1	1	18	18	0	0	.352	.341	2
2014	SAN DIEGO	.225	128	377	47	85	151	19	1	15	49	0	6	2	58	115	3	0	.327	.401	7
2015	Oklahoma City	.300	3	10	6	3	4	1	0	0	0	0	0	0	5	3	0	0	.533	.400	0
	LOS ANGELES-NL	.234	115	355	43	83	143	12	0	16	47	1	3	2	65	92	0	1	.353	.403	3
2016	Oklahoma City	.333	4	9	1	3	6	0	0	1	3	0	2	0	2	4	0	0	.385	.667	0
	LOS ANGELES-NL	.228	126	390	49	89	186	14	1	27	72	0	1	2	64	116	1	3	.339	.477	5
2017	LOS ANGELES-NL	.247	129	438	50	108	201	27	0	22	58	1	3	0	40	130	0	1	.308	.459	6
2018	LOS ANGELES-NL	.241	140	440	65	106	205	23	2	24	68	0	3	3	72	124	2	1	.349	.466	8
2019	MILWAUKEE	.246	153	513	79	126	240	26	2	28	77	0	5	5	109	139	5	1	.380	.468	9
2020	WHITE SOX	.230	46	161	27	37	68	7	0	8	27	0	0	1	30	58	0	0	.351	.422	3
<b>MINOR TOTALS</b>		<b>.310</b>	<b>187</b>	<b>658</b>	<b>123</b>	<b>204</b>	<b>321</b>	<b>54</b>	<b>0</b>	<b>21</b>	<b>109</b>	<b>0</b>	<b>8</b>	<b>7</b>	<b>110</b>	<b>154</b>	<b>0</b>	<b>2</b>	<b>.410</b>	<b>.488</b>	<b>18</b>
<b>NL TOTALS</b>		<b>.241</b>	<b>879</b>	<b>2793</b>	<b>374</b>	<b>673</b>	<b>1246</b>	<b>136</b>	<b>7</b>	<b>141</b>	<b>416</b>	<b>2</b>	<b>24</b>	<b>16</b>	<b>457</b>	<b>773</b>	<b>11</b>	<b>7</b>	<b>.348</b>	<b>.446</b>	<b>45</b>
<b>AL TOTALS</b>		<b>.230</b>	<b>46</b>	<b>161</b>	<b>27</b>	<b>37</b>	<b>68</b>	<b>7</b>	<b>0</b>	<b>8</b>	<b>27</b>	<b>0</b>	<b>2</b>	<b>1</b>	<b>30</b>	<b>58</b>	<b>0</b>	<b>0</b>	<b>.351</b>	<b>.422</b>	<b>3</b>
<b>MLB TOTALS</b>		<b>.240</b>	<b>925</b>	<b>2954</b>	<b>401</b>	<b>710</b>	<b>1314</b>	<b>143</b>	<b>7</b>	<b>149</b>	<b>443</b>	<b>2</b>	<b>26</b>	<b>17</b>	<b>487</b>	<b>831</b>	<b>11</b>	<b>7</b>	<b>.348</b>	<b>.445</b>	<b>48</b>

**CAREER TRANSACTIONS**

- Selected by Cincinnati in the first round (12th overall) of the First-Year Player Draft (6/10).
- Traded by Cincinnati with INF Yonder Alonso, RHP Brad Boxberger and RHP Edinson Volquez to San Diego in exchange for RHP Mat Latos (12/17/11).
- On San Diego injured list with a strained right oblique (7/31-8/16/12); included rehab assignment to Class A Lake Elsinore (8/15-16/12).
- On MLB Restricted List (11/7/12-5/27/13); included rehab assignment to Class AAA Tucson (5/18-27/13).
- On San Diego 60-day injured list with a right knee sprain (7/7/13-end of season).
- Traded by San Diego with RHPs Zach Eflin and Joe Wieland to Los Angeles-NL in exchange for OF Matt Kemp, C Tim Federowicz and cash considerations (12/18/19).
- On Los Angeles-NL seven-day concussion list (5/23-29/15); included rehab assignment to Class AAA Oklahoma City (5/26-29/15).
- On Los Angeles-NL injured list with right forearm soreness (3/25-4/11/16); included rehab assignment to Class AAA Oklahoma City (4/7-11/16).
- Signed by Milwaukee as a free agent (1/14/19).
- Signed by the White Sox as a free agent (11/21/19).

**CAREER FIELDING RECORD**

POSITION	PCT	G	GS	TC	PO	A	E	DP	POSITION	PCT	G	GS	TC	PO	A	E	DP
Catcher	.994	800	730	6975	6583	350	42	38	First Base	.988	76	60	509	468	35	6	47

**CAREER CATCHING BREAKDOWN**

**Caught Stealing Percentage — Career:** 21.9 (111-506); **2020:** 41.7 (5-12); **2019:** 23.2 (22-95); **2018:** 23.5 (16-68); **2017:** 25.4 (15-59); **2016:** 21.3 (16-75); **2015:** 25.3 (19-75); **2014:** 10.9 (6-55); **2013:** 8.3 (1-12); **2012:** 20.0 (11-55).

**Catcher's ERA — Career:** 3.71 (2,700 ER/6,542.1 IC); **2020:** 4.74 (143 ER/271.1 IC); **2019:** 4.61 (561 ER/1,095.2 IC); **2018:** 3.37 (388 ER/1,037.1 IC); **2017:** 3.22 (358 ER/999.1 IC); **2016:** 3.72 (394 ER/954.1 IC); **2015:** 3.35 (329 ER/884.1 IC); **2014:** 3.35 (226 ER/607.2 IC); **2013:** 3.74 (96 ER/231.0 IC); **2012:** 4.00 (205 ER/461.1 IC).

**CAREER GAME BESTS | HOME RUN INFORMATION**

**HITS —** 5 (7/8/16 vs. S.D.) ... **HR —** 3 (7/8/16 vs. S.D.) ... **RBI —** 8 (5/7/15 at MIL)

**RUNS —** 3 (10x, last 9/12/20 vs. DET) ... **SB —** 1 (11x, last 8/16/19 at WSH) ... **HITTING STREAK —** 11 games (4/7-22/18)

**GAME-ENDING HOMERS —** 3 (last 8/28/20 vs. KC) ... **GRAND SLAMS —** NONE ... **MULTIHR GAMES —** 12 (last 4/9/19 at LAA)

**PINCH-HIT HOMERS —** 3 (last 8/15/14 at STL) ... **INSIDE-THE-PARK HOMERS —** NONE ... **LEADOFF HOMERS —** NONE

**WILD CARD GAME RECORD**

YEAR	CLUB	AVG	G	AB	R	H	TB	2B	3B	HR	RBI	SH	SF	HB	BB	SO	SB	CS	OBP	SLG	E
2019	MIL vs. WAS	.333	1	3	1	1	4	0	0	1	2	0	0	0	1	1	0	0	.500	1.333	1

**DIVISION SERIES RECORD**

YEAR	CLUB	AVG	G	AB	R	H	TB	2B	3B	HR	RBI	SH	SF	HB	BB	SO	SB	CS	OBP	SLG	E
2015	LAD vs. NYM	.100	3	10	0	1	1	0	0	0	2	0	0	0	1	6	0	0	.182	.100	0
2016	LAD vs. WAS	.125	5	16	0	2	2	0	0	0	0	0	0	0	3	6	0	0	.263	.125	1
2017	LAD vs. ARI	.000	1	4	0	0	0	0	0	0	0	0	0	0	0	2	0	0	.000	.000	0
2018	LAD vs. ATL	.077	4	13	2	1	4	0	0	1	1	0	0	0	3	5	0	0	.250	.308	0
<b>TOTALS</b>		<b>.093</b>	<b>13</b>	<b>43</b>	<b>2</b>	<b>4</b>	<b>7</b>	<b>0</b>	<b>0</b>	<b>1</b>	<b>3</b>	<b>0</b>	<b>0</b>	<b>0</b>	<b>7</b>	<b>19</b>	<b>0</b>	<b>0</b>	<b>.220</b>	<b>.163</b>	<b>1</b>

**LEAGUE CHAMPIONSHIP SERIES RECORD**

YEAR	CLUB	AVG	G	AB	R	H	TB	2B	3B	HR	RBI	SH	SF	HB	BB	SO	SB	CS	OBP	SLG	E
2016	LAD vs. CUBS	.083	6	12	1	1	4	0	0	1	3	1	0	0	4	5	0	0	.313	.333	1
2017	LAD vs. CUBS	.000	1	1	0	0	0	0	0	0	0	0	0	0	3	0	0	0	.750	.000	0
2018	LAD vs. MIL	.182	5	11	0	2	3	1	0	0	0	0	0	0	0	6	0	0	.182	.273	2
<b>TOTALS</b>		<b>.125</b>	<b>12</b>	<b>24</b>	<b>1</b>	<b>3</b>	<b>7</b>	<b>1</b>	<b>0</b>	<b>1</b>	<b>3</b>	<b>1</b>	<b>0</b>	<b>0</b>	<b>7</b>	<b>11</b>	<b>0</b>	<b>0</b>	<b>.323</b>	<b>.292</b>	<b>3</b>

**WORLD SERIES RECORD**

YEAR	CLUB	AVG	G	AB	R	H	TB	2B	3B	HR	RBI	SH	SF	HB	BB	SO	SB	CS	OBP	SLG	E
2017	LAD vs. HOU	.000	2	3	0	0	0	0	0	0	0	0	0	0	0	1	0	0	.000	.000	0
2018	LAD vs. BOS	.200	5	5	0	1	1	0	0	0	0	0	0	0	2	4	0	0	.429	.200	0
<b>TOTALS</b>		<b>.125</b>	<b>7</b>	<b>8</b>	<b>0</b>	<b>1</b>	<b>1</b>	<b>0</b>	<b>0</b>	<b>0</b>	<b>0</b>	<b>0</b>	<b>0</b>	<b>0</b>	<b>2</b>	<b>5</b>	<b>0</b>	<b>0</b>	<b>.300</b>	<b>.125</b>	<b>0</b>

**ALL-STAR GAME RECORD**

YEAR	CLUB, SITE	AVG	G	AB	R	H	TB	2B	3B	HR	RBI	SH	SF	HB	BB	SO	SB	CS	OBP	SLG	E
2015	N.L., Cincinnati	.000	1	1	0	0	0	0	0	0	0	0	0	0	0	0	0	0	.000	.000	0
2019	N.L., Cleveland	.000	1	1	1	0	0	0	0	0	0	0	0	0	1	1	0	0	.500	.000	0
<b>TOTALS</b>		<b>.000</b>	<b>2</b>	<b>2</b>	<b>1</b>	<b>0</b>	<b>0</b>	<b>0</b>	<b>0</b>	<b>0</b>	<b>0</b>	<b>0</b>	<b>0</b>	<b>0</b>	<b>1</b>	<b>1</b>	<b>0</b>	<b>0</b>	<b>.333</b>	<b>.000</b>	<b>0</b>



# 65 CODI HEUER

RIGHT-HANDED PITCHER | R-R | 6-5 | 190

**Given Name:** Codi Dalton Heuer

**2021 Opening Day Age:** 24 (July 3, 1996)

**Birthplace | Residence:** Missoula, Mont. | Houston, Texas

**Sox Acquisition:** Selected in the sixth round, June 2018 First-Year Player Draft

**Contract Status:** Signed through 2020

**MLB Service:** 1.000

**Instagram:** @C\_Heuey12 | **Twitter:** @C\_Heuey12



WHITE SOX OVERVIEW

MANAGER & COACHES

PLAYERS & ROSTER

2020 SEASON REVIEW

POSTSEASON HISTORY

MEDIA INFO. & MISC.

## 2020 SEASON

- **American League Relief Leaders:** Wins (T4th, 3), ERA (6th, 1.52) and opp. average (7th, .145).
- Made 21 appearances with the White Sox in his first major-league season.
- Did not allow a run in 18 of 21 outings and tossed 1.0-plus IP in 19 of his appearances.
- Held opponents to a .145 (12-83) average ... left-handers went 6-46 (.130) while righties were 6-37 (.162).
- Threw 10.2 consecutive scoreless IP over 10 appearances at home ... posted a 2.77 ERA (4 ER/13.0 IP) on the road.
- Made his major-league debut on 7/24 vs. Minnesota, becoming the first White Sox pitcher to make his debut on Opening Day since Kelly Wunsch in 2000 ... pitched a 1-2-3 ninth inning with his first career strikeout (Mitch Garver).
- Worked the final 1.1 IP for his first career save on 8/1 at Kansas City.
- Retired all six batters faced in a season-high 2.0 scoreless IP on 8/5 vs. Milwaukee ... struck out a season-high three.

- Allowed a two-run home run, the first of his career, to JaCoby Jones on 8/10 at Detroit.
- Threw four straight scoreless outings from 8/15-28 (3.2 IP) ... recorded his first career win on 8/17 vs. Detroit and first career hold on 8/18 vs. the Tigers.
- Registered a season-high 12.2 scoreless IP streak over his last 11 outings, the longest scoreless IP streak to end a season by a White Sox pitcher since Keith Foulke threw 15.0 straight scoreless IP in 2002.
- Held opponents hitless over five straight games from 9/2-11.
- Earned his second win of the season on 9/4 at Kansas City, tossing 1.1 perfect IP with a strikeout.
- Recorded a hold in three straight outings from 9/5-11.
- Collected his third win on 9/17 vs. Minnesota, tossing 1.2 scoreless IP with a season-high tying three strikeouts.
- Matched a season high with 2.0 scoreless IP on 9/22 at Cleveland (second time, also on 8/5 vs. Milwaukee).
- Tossed 1.0 scoreless IP on 9/23 at Cleveland ... struck out the only batter faced on 9/27 vs. the Cubs to end the season.

## CAREER PITCHING RECORD

YEAR	CLUB	W-L	PCT	ERA	G	GS	CG	SHO	SV	IP	H	R	ER	HR	HB	BB-I	SO	WP	BK	AVG
2018	Great Falls	0-1	.000	4.74	14	14	0	0	0	38.0	49	26	20	4	1	14-0	35	6	0	.310
2019	Winston-Salem	4-1	.800	2.82	20	0	0	0	2	38.1	34	14	12	0	3	8-0	43	4	0	.233
	Birmingham	2-3	.400	1.84	22	0	0	0	9	29.1	25	11	6	0	0	7-1	22	9	0	.236
2020	WHITE SOX	3-0	1.00	1.52	21	0	0	0	1	23.2	12	4	4	1	0	9-0	25	0	0	.145
<b>MINOR TOTALS</b>		<b>6-5</b>	<b>.545</b>	<b>3.24</b>	<b>56</b>	<b>14</b>	<b>0</b>	<b>0</b>	<b>11</b>	<b>105.2</b>	<b>108</b>	<b>51</b>	<b>38</b>	<b>4</b>	<b>4</b>	<b>29-1</b>	<b>100</b>	<b>19</b>	<b>0</b>	<b>.263</b>
<b>MLB TOTALS</b>		<b>3-0</b>	<b>1.00</b>	<b>1.52</b>	<b>21</b>	<b>0</b>	<b>0</b>	<b>0</b>	<b>1</b>	<b>23.2</b>	<b>12</b>	<b>4</b>	<b>4</b>	<b>1</b>	<b>0</b>	<b>9-0</b>	<b>25</b>	<b>0</b>	<b>0</b>	<b>.145</b>

## CAREER TRANSACTIONS

— Selected by the White Sox in the sixth round of First-Year Player Draft (6/18).

## CAREER RELIEF BREAKDOWN

**Save Pct. — Career:** 100.0 (1-1); **2019:** 100.0 (1-1).

**Holds — Career:** 5; **2020:** 5.

**Inherited Runners/Scored — Career:** 10/0 (0.0); **2020:** 10/0 (0.0).

**First Batter Efficiency — Career:** .118 (2-17); **2020:** .118 (2-17).

## CAREER FIELDING RECORD

POSITION	PCT	G	GS	TC	PO	A	E	DP
Pitcher	1.000	21	0	4	3	1	0	0

## CAREER GAME BESTS

**STRIKEOUTS —** 3 (2x, last on 9/17/20 vs. MIN | 1.2 IP) ... **INNINGS PITCHED —** 2.0 (9/22/20 at CLE)

**WINNING STREAK —** Three games (8/17/20-current) ... **CONSECUTIVE SCORELESS IP —** 12.2 (9/2/20-current)

# 74 ELOY JIMÉNEZ

OUTFIELDER | R-R | 6-4 | 235

**Given Name:** Eloy Arturo Jiménez (Solano)

**2021 Opening Day Age:** 24 (November 27, 1996)

**Birthplace and Residence:** Santo Domingo, D.R.

**First Pro Contract:** Chicago Cubs, signed as a free agent, August 1, 2013

**Sox Acquisition:** Acquired from the Cubs with RHP Dylan Cease, INF Bryant Flete and 1B Matt Rose in exchange for LHP José Quintana, July 13, 2017

**Contract Status:** Signed through 2024 (club options 2025 and 2026)

**MLB Service:** 2.000

**Instagram:** @the\_bigbaby74 | **Twitter:** @Lamantha21



## 2020 SEASON

- Ranked among the American League leaders in numerous categories in his second season with the White Sox.
- Hit 10 of his 14 home runs off right-handers, eight on the road and nine with runners on base.
- Batted .313/.371/.604 (30-96) with eight homers and 21 RBI in 27 games at Guaranteed Rate Field.
- Led the major leagues with a .438 average (32-73) and ranked second with 25 RBI with two outs this season.
- Hit .373 (31-83) with runners on base, .326 (14-43) with RISP and .375 (9-24) with RISP/two outs.
- Increased his average in every month: .267 (4-15) in July, .295 (33-112) in August and .302 (26-86) in September.
- Made 54 starts in left field and one as the DH ... hit second eight times, fourth 15 times, fifth 24 times and sixth eight times.
- Hit a home run in consecutive games four times.
- Ranked among the MLB Statcast leaders in total barrels (T3rd, 26), barrels/PA percentage (4th, 11.5), maximum BBE distance (T5th, 466 feet), hard hit percentage (6th, 55.7) and 95+ mph contact (7th, 88).
- Went 2-3 with a double and a walk on Opening Day (7/24) vs. Minnesota.
- Connected on his first home run of the season on 7/25 vs. the Twins (part of back-to-back shots with Edwin Encarnación).
- Left the game in the second inning on 7/26 vs. Minnesota after crashing into the left field wall in the first ... missed the next two games for evaluation.
- Established a career high with four hits and fell a triple shy of the cycle on 8/1 at Kansas City ... the four hits matched his season total entering the game.
- Hit a game-tying, two-run homer (estimated 428 feet) in the sixth on 8/4 at Milwaukee.
- Went 2-4 with a homer and four RBI on 8/11 at Detroit, snapping his streak of six games without a multihit effort, homer or RBI ... entered the game with one hit in previous six contests.
- Homered in his second consecutive game on 8/12 at the Tigers ... followed Tim Anderson's leadoff homer with a solo shot for back-to-back homers to open the game.
- Hit a go-ahead two-run homer off Génesis Cabrera in the fourth inning in the second game of a DH on 8/15 vs. St. Louis.
- Hit the final one of the White Sox four straight home runs in the sixth on 8/16 vs. the Cardinals ... was preceded by homers from Yoán Moncada, Yasmani Grandal and José Abreu ... it marked the second time in Sox history (10th in MLB) they hit back-to-back-to-back-to-back home runs.
- Homered in consecutive games from 8/20 vs. Detroit and 8/21 at the Cubs for the third time in 2020.
- Recorded at least one hit in each of the three games from 8/21-23 at Wrigley Field, going 5-13 (.385) with two doubles, one home run and one RBI.

## JIMÉNEZ AMONG AL LEADERS IN 2020

Category	Rank	No.
Multihit Gms.	T1st	21
XBH	T3rd	28
Total Bases	5th	119
Home Runs	T7th	14
3+ Hit Gms.	T7th	6
Slugging Pct.	8th	.559
Hits	9th	63
RBI	9th	41
AB/RBI	9th	5.20
Average	11th	.296

## AL RIGHTY HOMER LEADERS SINCE 2019

Player, Club	HR
Mike Trout, LAA	62
Nelson Cruz, MIN	57
Jorge Soler, K.C.	56
George Springer, HOU	53
<b>José Abreu, SOX</b>	<b>52</b>
Alex Bregman, HOU	47
Miguel Sano, MIN	47
Matt Chapman, OAK	46
<b>Eloy Jiménez, SOX</b>	<b>45</b>

- Recorded a season-high, nine-game hitting streak from 8/19-28, with a .441 (15-34) batting average, three doubles, four home runs, nine RBI and a 1.395 OPS.
- **Awesome in August:** Posted a monthly career-high in home runs (10) and RBI (24) in August ... finished in the top five of the AL in home runs (T4th) and RBI (T4th) ... teammate José Abreu led both categories ... recorded a .330/.374/.687 slash line.
- Posted his fourth three-hit game of the season on 9/4 at Kansas City, going 3-5 with a double and RBI.
- Played his 162nd career game on 9/8 at Pittsburgh ... hit .270/.315/.522 (169-625) with 27 doubles, two triples, 42 homers, 109 RBI, 38 walks and an .837 OPS in his first 162 contests.
- Hit a game-winning, three-run homer in the sixth off José Cisneros on 9/11 vs. Detroit ... snapped a season-high 11-game homerless stretch... marked his third career game-winning homer in the sixth or later ... the multihit effort started his career-long stretch of four consecutive multihit efforts through 9/14.
- Capped the White Sox comeback win with a game-winning, RBI double in the seventh off Sergio Romo on 9/17 vs. Minnesota ... marked his fourth career game-winning hit in the seventh or later, and first of 2020 ... the win clinched the Sox first postseason berth since 2008.
- Recorded a four-game hitting streak from 9/21-24, going 6-15 (.400) average with two doubles, one homer, two RBI and a 1.133 OPS ... owned a .302 (26-86) average with nine doubles, three homers, 15 RBIs and a .845 OPS in 22 games in September.
- Missed the last three games of the regular season due to a mid right food sprain ... left the game on 9/24 at Cleveland in the seventh.

## CAREER BATTING RECORD

YEAR	CLUB	AVG	G	AB	R	H	TB	2B	3B	HR	RBI	SH	SF	HB	BB	SO	SB	CS	OBP	SLG	E
2014	AZL Cubs	.227	42	150	13	34	55	8	2	3	27	0	4	0	10	32	3	1	.268	.367	1
2015	Eugene	.284	57	232	36	66	97	10	0	7	33	0	2	1	15	43	3	2	.328	.418	2
2016	South Bend	.329	112	432	65	142	230	*40	3	14	81	0	3	4	25	94	8	3	.369	*.532	2
2017	Myrtle Beach	.271	42	155	23	42	76	6	2	8	32	0	0	1	18	35	0	0	.351	.490	1
	Winston-Salem	.345	29	110	20	38	75	11	1	8	26	0	0	0	12	21	0	2	.410	.682	1
	Birmingham	.353	18	68	11	24	38	5	0	3	7	0	0	0	5	16	1	1	.397	.559	0
2018	Birmingham	.317	53	205	36	65	114	15	2	10	42	0	4	1	18	39	0	0	.368	.556	1
	Charlotte	.355	55	211	28	75	126	13	1	12	33	0	1	2	14	30	0	1	.399	.597	3
2019	Charlotte	.318	5	22	3	7	11	1	0	1	1	0	0	0	5	0	0	0	.318	.500	1
	WHITE SOX	.267	122	468	69	125	240	18	2	31	79	0	2	4	30	134	0	0	.315	.513	3
2020	WHITE SOX	.296	55	213	26	63	119	14	0	14	41	0	1	0	12	56	0	0	.332	.559	1
<b>MINOR TOTALS</b>		<b>.311</b>	<b>413</b>	<b>1585</b>	<b>235</b>	<b>493</b>	<b>822</b>	<b>109</b>	<b>11</b>	<b>66</b>	<b>282</b>	<b>0</b>	<b>14</b>	<b>9</b>	<b>117</b>	<b>315</b>	<b>15</b>	<b>10</b>	<b>.359</b>	<b>.519</b>	<b>12</b>
<b>MLB TOTALS</b>		<b>.276</b>	<b>177</b>	<b>681</b>	<b>95</b>	<b>188</b>	<b>359</b>	<b>32</b>	<b>2</b>	<b>45</b>	<b>120</b>	<b>0</b>	<b>3</b>	<b>4</b>	<b>42</b>	<b>190</b>	<b>0</b>	<b>0</b>	<b>.321</b>	<b>.527</b>	<b>4</b>

\*Led League

## CAREER TRANSACTIONS

- Signed by Chicago-NL as a free agent (8/1/13).
- Traded by Chicago-NL with RHP Dylan Cease, INF Bryant Flete and 1B Matt Rose to the White Sox in exchange for LHP José Quintana (7/13/17).
- On White Sox bereavement/family medical emergency list (4/22-26/19).
- On White Sox injured list with a sprained right ankle (4/28-5/19/19); included rehab assignment to Class AAA Charlotte (5/14-19/19).
- On White Sox injured list with a right ulnar nerve contusion (7/17-27/19).

## CAREER FIELDING RECORD

POSITION	PCT	G	GS	TC	PO	A	E	DP
Left Field	.985	168	168	268	258	6	4	1

## CAREER GAME BESTS AND HOME RUN INFORMATION

**HITS** — 4 (8/1/20 at K.C.) ... **HR** — 2 (4x, last 9/3/19 at CLE) ... **RBI** — 6 (6/14/19 vs. NYY)  
**RUNS** — 3 (4x, last 8/14/19 vs. HOU) ... **SB** — NONE ... **HITTING STREAK** — 13 games (9/8-22/19)

**GAME-ENDING HOME RUNS** — NONE ... **GRAND SLAMS** — 2 (last 9/20/19 at DET)

**MULTIHOMER GAMES** — 4 (last 9/3/19 at CLE) ... **PINCH-HIT HOME RUNS** — NONE

**INSIDE-THE-PARK HOME RUNS** — NONE ... **LEADOFF HOME RUNS** — NONE





# 60 DALLAS KEUCHEL

LEFT-HANDED PITCHER | L-L | 6-2 | 210

**Given Name:** Dallas Keuchel

**2021 Opening Day Age:** 33 (January 1, 1988)

**Birthplace and Residence:** Tulsa, Okla.

**First Pro Contract:** Houston Astros, selected in the seventh round, June 2009 First-Year Player Draft

**Sox Acquisition:** Signed as a free agent, December 30, 2019

**Contract Status:** Signed through 2022 (club option for 2023)

**MLB Service:** 8.031

**Instagram:** @kidkeuchy60 | **Twitter:** @kidkeuchy



## 2020 SEASON

- Ranked third in the major leagues with a 1.99 ERA (14 ER/63.1 IP), trailing only Cleveland's Shane Bieber (1.63) and Cincinnati's Trevor Bauer (1.73).

- **Sub-2.00 ERA:** His 1.99 ERA would be the sixth-lowest by a White Sox starting pitcher since 1920 and the lowest since Wilbur Wood (1.91) in 1971 ... only Joel Horlen in 1964 (1.88), Wood, Billy Pierce in 1955 (1.97), Gary Peters in 1966 (1.98) and Tommy John in 1968 (1.98) posted lower ERA during that 100-year span.

- Allowed three runs or less in all 11 of his starts, including four runs four times and no runs twice.

- **Better With Age:** Lowered his numbers from 2019 in numerous categories, including ERA (3.75 to 1.99), opponents average (.265 to .218), WHIP (1.37 to 1.09), home runs per 9.0 IP (1.28 to 0.28) and walks per 9.0 IP (3.12 to 2.42).

- **Keep it in the Yard:** His average of 0.28 homers per 9.0 IP (2 HR/63.1 IP) was the best in the major leagues and the third-best rate by a Sox pitcher since 1950, behind only Ken Brett (0.22 in 1976) and Dennis Lamp (0.28 in 1981).

- **Limiting Lefties:** Lefties hit .171/.244/.171 (7-41) with no extra-base hits ... ranked among the AL leaders in opponents slugging percentage (1st), OPS (2nd, .415), average (4th) and on-base percentage (9th) vs. left-handed batters.

- **Ground and Pound:** Ranked second in the AL behind Houston's Framber Valdez in ground balls induced (114), ground ball percentage (53.3) and GB/FB ratio (2.74).

- **Fast Starter:** Posted a 0.67 ERA (4 ER/54.0 IP) in innings 1-5 and a 9.64 mark (10 ER/9.1 IP) in innings 6-8 ... did not give up a run in the first two innings (22.0 IP).

- **Road Warrior:** Went 3-1 with a 1.60 ERA (7 ER/39.1 IP) over seven road starts ... his 1.60 ERA led the AL and ranked second in the majors behind Bauer (1.60).

- Was 3-1 with a 1.76 ERA (6 ER/30.2 IP) and 26 strikeouts over five interleague starts.

- Made his White Sox debut on 7/25 vs. Minnesota ... earned the win after allowing two runs over 5.1 IP ... carried a one-hit shutout into the sixth inning, retired the first nine batters and faced the minimum through 5.0 IP.

- Suffered his first loss on 8/5 vs. Milwaukee despite allowing one run on five hits with a season-high eight strikeouts over 7.0 IP ... allowed a RBI single to Eric Sogard in the third as the only run of the game in the Brewers 1-0 win.

- Carried a one-hit shutout into the sixth inning on 8/16 vs. St. Louis before giving up two runs (2 ER/5.2 IP).

- **Finishing Move:** Went 3-0 with a 1.06 ERA (4 ER/34.0 IP) and 26 strikeouts over his final six starts, including a 1-0 record with a 0.45 ERA (1 ER/20.0 IP) over four starts in September ... threw 11.0 consecutive scoreless IP from 9/6-24.

- Earned his fourth win on 8/21 at the Cubs, allowing one run on six hits over a season-high 8.0 IP and 114 pitches ... carried a three-hit shutout into the eighth.

## KEUCHEL AMONG AL LEADERS IN 2020

Category	Rank	No.
HR/9.0 IP	1st	0.28
ERA	2nd	1.99
Opp. SLG	2nd	.286
GB Pct.	2nd	53.3
GB/FB Rate	2nd	2.74
Opp. OPS	3rd	.556
Wins	T4th	6
Opp. OBP	6th	.271
WHIP	8th	1.09
Opp. Average	7th	.218
BB/9.0 IP	9th	2.42

## LOWEST ERA BY SOX STARTERS SINCE 1920

Pitcher, Year	ERA
Joel Horlen, 1964	1.88
Wilbur Wood, 1971	1.91
Billy Pierce, 1955	1.97
Gary Peters, 1966	1.98
Tommy John, 1968	1.98
<b>Dallas Keuchel, 2020</b>	<b>1.99</b>
Joel Horlen, 1967	2.06
Ted Lyons, 1942	2.10
Chris Sale, 2014	2.17
Gary Peters, 1967	2.28

- Left his start on 9/6 at Kansas City after 5.0 scoreless IP (49 pitches) with back spasms ... was placed on the 10-day injured list on 9/10 (retro to 9/7).

- Was reinstated on 9/19 and started that night at Cincinnati ... threw 4.0 scoreless IP, allowing four hits with three walks and seven strikeouts in a ND.

- Posted a ND in his final start on 9/24 at Cleveland despite allowing one run on four hits over 6.0 IP and leaving with a 4-1 lead ... the Indians rallied for a 5-4 victory.

## CAREER HIGHLIGHTS

- Is a two-time American League All-Star (2015, '17) and four-time Rawlings Gold Glove Award winner (2014-16, '18).

- Won the 2015 AL Cy Young Award and finished fifth in the Most Valuable Player voting after going 20-8 with a 2.48 ERA and 216 strikeouts over 33 starts with Houston.

- Since 2012, leads all major-league pitchers in ground ball percentage (59.7) and ranks second in GB/FB ratio (2.98) ... those marks also are the fourth-best in the majors since the statistics were first tracked in 1987.

- Is one of just nine pitchers in baseball (three left-handers) since 2015 to win 20-plus games in a season.

- Has recorded a sub-3.00 ERA four times in his career and has thrown 200.0-plus IP three times.

- Has limited left-handers to a .215 (188-875) average since 2014, the sixth-best mark among lefty starters in that span.

- Has won the AL Pitcher of the Month award four times: April 2017, April 2015, May 2015 and August 2015.

- Set an Astros record by lasting at least 6.0 IP in 40 consecutive starts from 7/25/14-9/11/15, the longest streak in the majors since Justin Verlander's 63-game run from 2010-12.

- Owns a career 4-2 record with a 3.47 ERA (23 ER/59.2 IP), and 52 strikeouts in 12 career appearances (11 starts) in the postseason (2015, '17-19).

- His 11 postseason starts since 2015 are tied for third in the major leagues, his 59.2 IP rank fourth and his four victories are tied for seventh.

## CAREER PITCHING RECORD

YEAR	CLUB	W-L	PCT	ERA	G	GS	CG	SHO	SV	IP	H	R	ER	HR	HB	BB-I	SO	WP	BK	AVG
2009	Tri-City	2-3	.400	2.70	11	10	0	0	0	56.2	52	18	17	2	2	9-0	44	2	0	.240
2010	Lancaster	5-8	.385	3.36	19	18	3	0	0	120.2	129	58	45	10	2	25-1	97	3	0	.273
	Corpus Christi	2-6	.250	4.70	9	9	0	0	0	53.2	59	32	28	2	1	11-2	36	0	0	.285
2011	Corpus Christi	9-7	.563	3.17	20	20	1	1	0	127.2	116	49	45	9	4	27-0	76	6	0	.244
	Oklahoma City	1-1	.500	7.50	7	7	0	0	0	36.0	52	30	30	5	0	12-1	15	0	1	.354
2012	Oklahoma City	6-4	.600	3.90	16	16	2	1	0	92.1	92	46	40	5	0	20-3	50	1	1	.264
	HOUSTON	3-8	.273	5.27	16	16	1	0	0	85.1	93	56	50	14	1	39-1	38	2	0	.286
2013	HOUSTON	6-10	.375	5.15	31	22	0	0	0	153.2	184	96	88	20	5	52-3	123	7	0	.297
	Oklahoma City	1-0	1.000	0.00	1	1	1	1	0	6.0	3	0	0	0	0	0-0	5	0	0	.150
2014	HOUSTON	12-9	.571	2.93	29	29	5	1	0	200.0	187	71	65	11	7	48-2	146	7	0	.252
2015	HOUSTON	20-8	.714	2.48	33	33	3	2	0	232.0	185	68	64	17	2	51-0	216	9	0	.217
2016	HOUSTON	9-12	.429	4.55	26	26	1	1	0	168.0	168	88	85	20	2	48-1	144	9	0	.259
2017	HOUSTON	14-5	.737	2.90	23	23	1	0	0	145.2	116	50	47	15	2	47-0	125	1	2	.218
	Corpus Christi	0-0	.000	0.00	1	1	0	0	0	3.0	2	0	0	0	0	1-0	3	0	1	.182
	Tri-City	1-0	1.000	1.80	1	1	0	0	0	5.0	3	1	1	0	1	0-0	5	0	0	.167
2018	HOUSTON	12-11	.522	3.74	34	34	1	0	0	204.2	211	92	85	18	2	58-0	153	9	0	.263
2019	Rome	0-0	.000	0.00	1	1	0	0	0	7.0	1	0	0	0	0	1-0	9	0	0	.045
	Mississippi	0-0	.000	3.86	1	1	0	0	0	7.0	11	3	3	0	0	1-0	4	1	0	.379
	ATLANTA	8-8	.500	3.75	19	19	0	0	0	112.2	115	50	47	16	9	39-1	91	6	0	.265
2020	WHITE SOX	6-2	.750	1.99	11	11	0	0	0	63.1	52	15	14	2	0	17-0	42	0	0	.218
<b>MINOR TOTALS</b>		<b>27-29</b>	<b>.482</b>	<b>3.65</b>	<b>87</b>	<b>85</b>	<b>7</b>	<b>3</b>	<b>0</b>	<b>515.0</b>	<b>520</b>	<b>237</b>	<b>209</b>	<b>33</b>	<b>10</b>	<b>107-7</b>	<b>344</b>	<b>13</b>	<b>3</b>	<b>.264</b>
<b>A.L. TOTALS</b>		<b>79-57</b>	<b>.581</b>	<b>3.53</b>	<b>187</b>	<b>178</b>	<b>11</b>	<b>4</b>	<b>0</b>	<b>1167.1</b>	<b>1103</b>	<b>480</b>	<b>448</b>	<b>103</b>	<b>20</b>	<b>321-6</b>	<b>949</b>	<b>42</b>	<b>0</b>	<b>.249</b>
<b>N.L. TOTALS</b>		<b>11-16</b>	<b>.407</b>	<b>4.41</b>	<b>35</b>	<b>35</b>	<b>1</b>	<b>0</b>	<b>0</b>	<b>198.0</b>	<b>208</b>	<b>106</b>	<b>97</b>	<b>30</b>	<b>10</b>	<b>78-2</b>	<b>129</b>	<b>8</b>	<b>0</b>	<b>.274</b>
<b>MLB TOTALS</b>		<b>90-73</b>	<b>.552</b>	<b>3.59</b>	<b>222</b>	<b>213</b>	<b>12</b>	<b>4</b>	<b>0</b>	<b>1365.1</b>	<b>1311</b>	<b>586</b>	<b>545</b>	<b>133</b>	<b>30</b>	<b>399-8</b>	<b>1078</b>	<b>50</b>	<b>0</b>	<b>.252</b>

## CAREER TRANSACTIONS

- Selected by Houston in the seventh round of the First-Year Player Draft (6/09).
- On Houston injured list with pinched nerve in neck (5/17-27/17).
- On Houston injured list with neck discomfort (6/5-7/28/17); included rehab assignment at Class AA Corpus Christi (7/17-27/17).
- Signed by Atlanta as a free agent (6/8/19).
- Signed by the White Sox as a free agent (12/29/19).
- On White Sox injured list with back spasms (9/7-18/20).

## CAREER FIELDING RECORD

POSITION	PCT	G	GS	TC	PO	A	E	DP
Pitcher	.974	222	213	351	82	260	9	19

## CAREER GAME BESTS AS STARTER

**SO** — 13 (7/19/15 vs. TEX, 7.0 IP) ... **IP** — 9.0 (9x, last 4/25/17 at CLE) ... **CG** — 12 (last 4/16/18 at SEA, 8.0 IP)  
**SHO** — 4 (last 8/5/16 vs. TEX) ... **WIN STREAK** — 11 games (8/21/16-6/2/17) ... **SCORELESS STREAK** — 20.2 IP (5/8-19/14)

## WILD CARD GAME RECORD

YEAR	CLUB	W-L	PCT	ERA	G	GS	CG	SHO	SV	IP	H	R	ER	HR	HB	BB-I	SO	WP	BK	AVG
2015	HOU vs. NYY	1-0	1.000	0.00	1	1	0	0	0	6.0	3	0	0	0	0	1-0	7	0	0	.143

## DIVISION SERIES RECORD

YEAR	CLUB	W-L	PCT	ERA	G	GS	CG	SHO	SV	IP	H	R	ER	HR	HB	BB-I	SO	WP	BK	AVG
2015	HOU vs. K.C.	1-0	1.000	4.50	2	1	0	0	0	8.0	7	4	4	2	0	4-2	7	1	0	.226
2017	HOU vs. BOS	1-0	1.000	1.59	1	1	0	0	0	5.2	3	1	1	0	0	3-0	7	0	0	.150
2018	HOU vs. CLE	0-0	.000	3.60	1	1	0	0	0	5.0	4	2	2	1	0	1-0	2	0	0	.235
2019	ATL vs. STL	0-0	.000	4.50	2	2	0	0	0	8.0	9	4	4	3	0	4-1	4	0	0	.300
<b>TOTALS</b>		<b>2-0</b>	<b>1.000</b>	<b>3.24</b>	<b>6</b>	<b>5</b>	<b>0</b>	<b>0</b>	<b>0</b>	<b>26.2</b>	<b>23</b>	<b>11</b>	<b>11</b>	<b>6</b>	<b>0</b>	<b>12-3</b>	<b>20</b>	<b>1</b>	<b>0</b>	<b>.235</b>

## LEAGUE CHAMPIONSHIP SERIES RECORD

YEAR	CLUB	W-L	PCT	ERA	G	GS	CG	SHO	SV	IP	H	R	ER	HR	HB	BB-I	SO	WP	BK	AVG
2017	HOU vs. NYY	1-1	.500	3.09	2	2	0	0	0	11.2	11	4	4	0	0	2-0	18	0	0	.239
2018	HOU vs. BOS	0-0	.000	3.60	1	1	0	0	0	5.0	4	2	2	0	0	2-0	0	0	0	.211
<b>TOTALS</b>		<b>1-1</b>	<b>.500</b>	<b>3.24</b>	<b>3</b>	<b>3</b>	<b>0</b>	<b>0</b>	<b>0</b>	<b>16.2</b>	<b>15</b>	<b>6</b>	<b>6</b>	<b>0</b>	<b>0</b>	<b>4-0</b>	<b>18</b>	<b>0</b>	<b>0</b>	<b>.231</b>

## WORLD SERIES RECORD

YEAR	CLUB	W-L	PCT	ERA	G	GS	CG	SHO	SV	IP	H	R	ER	HR	HB	BB-I	SO	WP	BK	AVG
2017	HOU vs. LAD	0-1	.000	5.23	2	2	0	0	0	10.1	11	7	6	2	0	3-0	7	0	0	.289

## ALL-STAR GAME RECORD

YEAR	CLUB	W-L	PCT	ERA	G	GS	CG	SHO	SV	IP	H	R	ER	HR	HB	BB-I	SO	WP	BK	AVG
2015	A.L., Cincinnati	0-0	.000	0.00	1	1	0	0	0	2.0	2	1	0	0	0	0-0	1	1	0	.250
2017	A.L., Miami	DID NOT PITCH																		
<b>TOTALS</b>		<b>0-0</b>	<b>.000</b>	<b>0.00</b>	<b>1</b>	<b>1</b>	<b>0</b>	<b>0</b>	<b>0</b>	<b>2.0</b>	<b>2</b>	<b>1</b>	<b>0</b>	<b>0</b>	<b>0</b>	<b>0-0</b>	<b>1</b>	<b>1</b>	<b>0</b>	<b>.250</b>

# 58 JIMMY LAMBERT

RIGHT HANDED PITCHER | R-R | 6-2 | 190

**Given Name:** James Michael Lambert

**2021 Opening Day Age:** 26 (November 18, 1994)

**Birthplace | Residence:** Arcadia, Calif. | San Dimas, Calif.

**Sox Acquisition:** Selected in the fifth round, June 2016 First-Year Player Draft

**Contract Status:** Signed through 2020

**MLB Service:** 1.000

**Instagram:** @JimmyLambert12 | **Twitter:** @JimmyLambert12



## 2020 SEASON

- Was limited to just two games in his first major-league season with the White Sox ... was on the injured list from the end of July through the remainder of the season.
- Made his first career Opening Day roster.

- Made his major-league debut on 7/25 vs. Minnesota, pitching a scoreless ninth inning with his first strikeout (Miguel Sanó).
- Was placed on the injured list on 7/29 (right forearm strain) and transferred to the 45-day IL on 8/3.

## CAREER PITCHING RECORD

YEAR	CLUB	W-L	PCT	ERA	G	GS	CG	SHO	SV	IP	H	R	ER	HR	HB	BB-I	SO	WP	BK	AVG
2016	AZL White Sox	1-1	.500	3.38	4	2	0	0	0	8.0	5	5	3	1	0	2-0	13	0	0	.172
	Kannapolis	0-5	.000	5.76	11	11	0	0	0	29.2	39	22	19	2	1	11-0	30	6	0	.315
2017	Kannapolis	7-2	.778	2.19	12	12	1	0	0	74.0	77	29	18	1	4	11-0	43	7	0	.274
	Winston-Salem	5-4	.556	5.45	14	14	0	0	0	76.0	86	51	46	10	2	29-0	59	7	1	.290
2018	Winston-Salem	5-7	.417	3.95	13	13	0	0	0	70.2	57	38	31	5	2	21-1	80	8	0	.224
	Birmingham	3-1	.750	2.88	5	5	0	0	0	25.0	20	8	8	2	0	6-0	30	4	0	.217
2019	Birmingham	3-4	.429	4.55	11	11	0	0	0	59.1	62	31	30	11	0	27-0	70	5	0	.272
2020	WHITE SOX	0-0	.000	0.00	2	0	0	0	0	2.0	2	0	0	0	0	0-0	2	0	0	.250
<b>MINOR TOTALS</b>		<b>24-24</b>	<b>.500</b>	<b>4.07</b>	<b>70</b>	<b>68</b>	<b>1</b>	<b>0</b>	<b>0</b>	<b>342.2</b>	<b>346</b>	<b>184</b>	<b>155</b>	<b>32</b>	<b>9</b>	<b>107-1</b>	<b>325</b>	<b>37</b>	<b>1</b>	<b>.265</b>
<b>MLB TOTALS</b>		<b>0-0</b>	<b>.000</b>	<b>0.00</b>	<b>2</b>	<b>0</b>	<b>0</b>	<b>0</b>	<b>0</b>	<b>2.0</b>	<b>2</b>	<b>0</b>	<b>0</b>	<b>0</b>	<b>0</b>	<b>0-0</b>	<b>2</b>	<b>0</b>	<b>0</b>	<b>.250</b>

## CAREER TRANSACTIONS

- Selected by the White Sox in the fifth round of First-Year Player Draft (6/16).
- On the White Sox injured list with a right forearm strain (7/29/20-end of season); transferred to the 45-day injured list on (8/3/20).

## CAREER FIELDING RECORD

POSITION	PCT	G	GS	TC	PO	A	E	DP
Pitcher	1.000	2	0	1	0	1	0	0





# 40 REYNALDO LÓPEZ

RIGHT-HANDED PITCHER | R-R | 6-1 | 220

**Given Name:** Reynaldo Starling López

**2021 Opening Day Age:** 27 (January 4, 1994)

**Birthplace and Residence:** San Pedro de Macoris, D.R.

**First Pro Contract:** Washington Nationals, signed as a non-drafted free agent, June 21, 2012

**Sox Acquisition:** Acquired from Washington with RHP Dane Dunning and RHP Lucas Giolito in exchange for OF Adam Eaton, December 7, 2016

**Contract Status:** Signed through 2020

**MLB Service:** 3.091

**Instagram:** @rlopez\_40



WHITE SOX OVERVIEW

MANAGER & COACHES

PLAYERS & ROSTER

2020 SEASON REVIEW

POSTSEASON HISTORY

MEDIA INFO. & MISC.

## 2020 SEASON

- Made eight starts for the Sox (worked 4.0 IP or less five times).
- Surrendered at least one home run in six starts
- Did not make a quality start, and the Sox went 4-4 in his starts.
- Limited left-handers to a .200 (10-50) average while right-handers batted .304 (14-46) with four home runs.
- Owned a 5.13 walks-per-9.0 IP ratio (15 BB/26.1 IP) and a 1.60 strikeout-to-walk ratio (24 SO).
- Made his season debut on 7/26 vs. Minnesota ... retired the first two batters of the game but was removed with right shoulder tightness after the next five reached base.
- Was on the injured list from 7/27-8/22 (rt. shoulder soreness).
- Posted a ND on 8/22 vs. the Cubs, allowing two runs on one hit with four strikeouts and two walks in 3.1 IP (50 pitches).
- Suffered the loss on 9/2 at Minnesota (1 ER/1.2 IP) ... was optioned to Schaumburg on 9/3 and recalled on 9/10.
- Earned his first win on 9/12 vs. Detroit (5.0 scoreless IP).
- Recorded season-highs in IP (5.1) and strikeouts (six) on 9/17 vs. the Twins ... the Sox clinched a playoff spot with a 4-3 win.
- Worked 5.0-plus IP in three straight starts from 9/12-22, going a 1-0 with 2.35 ERA (4 ER/15.1 IP) and a .182 (10-55) average.
- Suffered the loss in the season finale on 9/27 vs. the Cubs (6 ER/1.1 IP) ... the defeat cost the White Sox a division championship and home field advantage in the Wild Card series.

## CAREER PITCHING RECORD

YEAR	CLUB	W-L	PCT	ERA	G	GS	CG	SHO	SV	IP	H	R	ER	HR	HB	BB-I	SO	WP	BK	AVG
2012	DSL Nationals	1-1	.500	3.38	5	0	0	0	1	10.2	12	5	4	1	1	5-0	9	2	0	.333
2013	Hagerstown	0-0	.000	6.75	1	1	0	0	0	4.0	8	3	3	1	0	1-0	4	0	0	.444
	Auburn	0-1	.000	47.25	1	1	0	0	0	1.1	7	7	7	0	1	0-0	0	0	0	.700
2014	Auburn	3-2	.600	0.75	7	7	0	0	0	36.0	15	5	3	0	2	15-0	31	2	1	.125
	Hagerstown	4-1	.800	1.33	9	9	0	0	0	47.1	27	7	7	1	0	11-0	39	1	0	.167
2015	Potomac	6-7	.462	4.09	19	19	1	0	0	99.0	93	47	45	5	3	28-0	94	9	0	.252
2016	Harrisburg	3-5	.375	3.18	14	14	0	0	0	76.1	69	35	27	7	3	25-0	100	5	1	.235
	Syracuse	2-2	.500	3.27	5	5	1	1	0	33.0	21	12	12	6	1	10-1	26	0	0	.179
	WASHINGTON	5-3	.625	4.91	11	6	0	0	0	44.0	47	27	24	4	0	22-2	42	5	0	.272
2017	Charlotte	6-7	.462	3.79	22	22	0	0	0	121.0	101	56	51	16	3	49-0	131	3	1	.220
	WHITE SOX	3-3	.500	4.72	8	8	0	0	0	47.2	49	29	25	7	1	14-0	30	3	0	.258
2018	WHITE SOX	7-10	.412	3.91	32	32	0	0	0	188.2	165	88	82	25	10	75-1	151	7	3	.234
2019	WHITE SOX	10-15	.400	5.38	33	33	1	0	0	184.0	203	119	110	35	8	65-0	169	5	2	.278
2020	WHITE SOX	1-3	.250	6.49	8	8	0	0	0	26.1	28	21	19	9	1	15-0	24	0	0	.269
<b>MINOR TOTALS</b>		<b>25-26</b>	<b>.490</b>	<b>3.34</b>	<b>83</b>	<b>78</b>	<b>2</b>	<b>1</b>	<b>1</b>	<b>428.2</b>	<b>353</b>	<b>177</b>	<b>159</b>	<b>37</b>	<b>14</b>	<b>144-1</b>	<b>434</b>	<b>21</b>	<b>3</b>	<b>.223</b>
<b>SOX TOTALS</b>		<b>21-31</b>	<b>.403</b>	<b>4.76</b>	<b>81</b>	<b>81</b>	<b>1</b>	<b>0</b>	<b>0</b>	<b>446.2</b>	<b>445</b>	<b>257</b>	<b>236</b>	<b>76</b>	<b>20</b>	<b>169-1</b>	<b>374</b>	<b>15</b>	<b>5</b>	<b>.258</b>
<b>MLB TOTALS</b>		<b>26-34</b>	<b>.433</b>	<b>4.77</b>	<b>92</b>	<b>87</b>	<b>1</b>	<b>0</b>	<b>0</b>	<b>490.2</b>	<b>492</b>	<b>284</b>	<b>260</b>	<b>80</b>	<b>20</b>	<b>191-3</b>	<b>416</b>	<b>20</b>	<b>5</b>	<b>.259</b>

## CAREER TRANSACTIONS

- Signed by Washington as a non-drafted free agent (6/21/12).
- Traded by Washington with RHP Dane Dunning and RHP Lucas Giolito to the White Sox in exchange for OF Adam Eaton (12/7/16).
- On White Sox injured list with strained back (8/18-31/17).
- On White Sox injured list with right shoulder soreness (7/27-8/22/20).

## CAREER PITCHING BREAKDOWN

**Quality Starts — Career:** 41; **2020:** 0; **2019:** 15; **2018:** 19; **2017:** 5; **2016:** 2.  
**Club Record As A Starter — Career:** 38-49; **2020:** 4-4; **2019:** 14-19; **2018:** 13-19; **2017:** 5-3; **2016:** 2-4.  
**Starts Lasting At Least 6.0/7.0/8.0 IP — Career:** 47/20/4; **2020:** 0/0/0; **2019:** 16/5/3; **2018:** 22/12/1; **2017:** 7/1/0; **2016:** 2/2/0.

## CAREER FIELDING RECORD

POSITION	PCT	G	GS	TC	PO	A	E	DP
Pitcher	.984	91	86	61	21	39	1	2

## CAREER GAME BESTS AS STARTER

**STRIKEOUTS —** 14 (4/28/19 vs. DET, 6.0 IP) ... **IP —** 9.0 (9/5/19 at CLE)  
**WINNING STREAK —** Three games (3x, last 8/29-9/21/18) ... **CONSECUTIVE SCORELESS IP —** 11.0 (5/20-25/18)

## DIVISION SERIES RECORD

YEAR	CLUB	W-L	PCT	ERA	G	GS	CG	SHO	SV	IP	H	R	ER	HR	HB	BB-I	SO	WP	BK	AVG
2016	WAS vs. LAD	0-0	.000	4.50	1	0	0	0	0	2.0	2	1	1	0	0	1-0	3	0	0	.250

# 1 NICK MADRIGAL

INFILDER | R-R | 5-8 | 175

**Given Name:** Nicklaus Michael Madrigal

**2021 Opening Day Age:** 24 (March 5, 1997)

**Birthplace | Residence:** Elk Grove, Calif. | Glendale, Ariz.

**Sox Acquisition:** Selected in first round (fourth overall), June 2018 First-Year Player Draft

**Contract Status:** Signed through 2020

**MLB Service:** 0.164

**Instagram:** @nickmadrigal3 | **Twitter:** @NickMadrigal3



## 2020 SEASON

- Played in 29 games with the White Sox in his first major-league season ... started all 29 games at second base.
- Batted in the No. 9 spot 27 times and hit leadoff and second once each ... went a combined 4-7 (.571) in the top two spots.
- **Success Under Pressure:** Hit .321 (18-56) with two doubles and eight RBI with two strikes ... his .321 average in two-strike counts was tied with the Yankees' DJ LeMahieu for the second-highest in MLB (the Angels' David Fletcher ranked first with .322).
- **Tough at the Plate:** Struck out just seven times (all vs. RHP) in 109 plate appearances (6.4 percent) ... his seven strikeouts were the fewest in the major leagues (minimum 100 plate appearances) ... Minnesota's Luis Arraez ranked second with 11 strikeouts.
- Recorded a hit in 21 of his 29 games, and reached base safely in 23 ... his 11 multihit efforts tied for the fifth-most among American League rookies ... posted a 56.3 groundball pct.
- Had his contract purchased from the Schaumburg training facility on 7/31 and made his major-league debut that night at Kansas City as the starting second baseman.
- **Joining the Hit Parade:** Went 4-5, including his first major-league hit, on 8/2 at Kansas City ... singled off Jakob Junis in the third inning for his first hit ... was the first White Sox to record his first career hit as part of a four-hit effort since Daniel Palka on 4/28/18 at Kansas City ... also singled twice in the seventh, the first Sox with two hits in an inning since rookie Matt Davidson on 4/24/17 vs. the Royals (sixth inning) ... source: Elias.

- Left the game on 8/4 at Milwaukee with a separated left shoulder after sliding into third base ... was on the injured list from 8/5-27.
- Returned to the lineup as the starting second baseman on 8/29 vs. Kansas City and went 2-4 with a RBI.
- Hit safely in seven straight games from 8/4-9/4, hitting .500 (12-24) with four multihit efforts, three RBI and two runs scored.
- Went 3-4 with a RBI on 8/30 vs. Kansas City ... recorded his first career stolen base (stole second base in the ninth inning off pitcher Greg Holland and catcher Melbrys Vilorio).
- Hit two doubles, the first extra-base hits of his career, on 9/8 at Pittsburgh ... recorded his first double in the fifth off Dovydas Neverauskas, and his second in the ninth off Richard Rodríguez.
- Matched his career high with a seven-game hitting streak from 9/17-23 ... batted .400/.444/.440 (10-25) with a double and two RBI ... hit safely in nine of his last 10 games to end the season.
- Batted in the leadoff spot for the first time in his career on 9/18 at Cincinnati, going 2-4 with a double and run scored.
- Went 2-4 with a RBI in the No. 2 spot on 9/20 at Cincinnati.
- Stole his second career base on 9/26 vs. the Cubs (second base off pitcher Jason Adam and catcher Willson Contreras).

## CAREER BATTING RECORD

YEAR	CLUB	AVG	G	AB	R	H	TB	2B	3B	HR	RBI	SH	SF	HB	BB	SO	SB	CS	OBP	SLG	E
2018	AZL White Sox	.154	5	13	2	2	2	0	0	0	1	0	0	3	1	0	0	1	.353	.154	1
	Kannapolis	.341	12	44	9	15	18	3	0	0	6	0	3	1	1	0	2	2	.347	.409	0
	Winston-Salem	.306	26	98	14	30	34	4	0	0	9	0	1	3	5	5	6	3	.355	.347	1
2019	Winston-Salem	.272	49	191	20	52	72	10	2	2	27	1	3	6	17	6	17	4	.346	.377	3
	Birmingham	.341	42	164	30	56	74	11	2	1	16	0	2	14	5	14	6	4	.400	.451	0
	Charlotte	.331	29	118	26	39	50	6	1	1	12	1	1	1	13	5	4	3	.398	.424	1
2020	WHITE SOX	.340	29	103	8	35	38	3	0	0	11	0	0	2	4	7	2	1	.376	.369	4
<b>MINOR TOTALS</b>		<b>.309</b>	<b>163</b>	<b>628</b>	<b>101</b>	<b>194</b>	<b>250</b>	<b>34</b>	<b>5</b>	<b>4</b>	<b>71</b>	<b>2</b>	<b>8</b>	<b>16</b>	<b>51</b>	<b>21</b>	<b>43</b>	<b>19</b>	<b>.371</b>	<b>.398</b>	<b>6</b>
<b>MLB TOTALS</b>		<b>.340</b>	<b>29</b>	<b>103</b>	<b>8</b>	<b>35</b>	<b>38</b>	<b>3</b>	<b>0</b>	<b>0</b>	<b>11</b>	<b>0</b>	<b>0</b>	<b>2</b>	<b>4</b>	<b>7</b>	<b>2</b>	<b>1</b>	<b>.376</b>	<b>.369</b>	<b>4</b>

## CAREER TRANSACTIONS

- Selected by the White Sox in the first round (fourth overall) of the First-Year Player Draft (6/18).
- On the White Sox injured list with a separated left shoulder (8/5-27).

## CAREER FIELDING RECORD

POSITION	PCT	G	GS	TC	PO	A	E	DP
Second Base	.964	29	29	110	32	74	4	12

## CAREER GAME BESTS | HOME RUN INFORMATION

**HITS** — 4 (8/2/20 at KC) ... **HR** — NONE ... **RBI** — 2 (9/9/20 at PIT) ... **RUNS** — 2 (2x, last 9/26/20 vs. CUBS)  
**SB** — 1 (2x, last 9/26/20 vs. CUBS) ... **HITTING STREAK** — seven games (2x, last 9/17-23/20)

**GAME-ENDING HOMERS** — NONE ... **GRAND SLAMS** — NONE ... **MULTIHOMER GAMES** — NONE  
**PINCH-HIT HOMERS** — NONE ... **INSIDE-THE-PARK HOMERS** — NONE ... **LEADOFF HOMERS** — NONE

# 43 EVAN MARSHALL

RIGHT-HANDED PITCHER | R-R | 6-2 | 235

**Given Name:** Evan Patrick Marshall  
**2021 Opening Day Age:** 30 (April 18, 1990)  
**Birthplace | Residence:** Sunnyvale, Calif. | Wichita, Kan.  
**First Pro Contract:** Arizona Diamondbacks, selected in the fourth round, June 2011 First-Year Player Draft  
**Sox Acquisition:** Signed as a free agent, October 30, 2018  
**Contract Status:** Signed through 2020  
**MLB Service:** 4.090  
**Instagram:** @emarsh31 | **Twitter:** @emarsh31



WHITE SOX OVERVIEW

MANAGER & COACHES

PLAYERS & ROSTER

2020 SEASON REVIEW

POSTSEASON HISTORY

MEDIA INFO. & MISC.

## 2020 SEASON

- **American League Relief Leaders: Holds (T8th, 8).**
- Appeared in 23 games in his seventh major-league season and second with the White Sox.
- Limited opponents to a .198 (17-86) average, holding left-handers to a .119 (5-42) mark (rightes batted .273).
- Threw 1.0-plus IP in 18 of his 23 outings and recorded a strikeout in 20 (multiple strikeouts 10 times).
- Held the opposition scoreless in each of his first seven appearances to start the season (7.0 IP; three holds, three hits allowed, 10 strikeouts) ... dating back to 9/7/19, his scoreless streak was 17 games ... allowed just eight hits with 10 holds and 20 strikeouts in 17.2 IP during the scoreless streak.
- Made his season debut on 7/24 vs. Minnesota (Opening Day) ... allowed two inherited runners to score over 0.2 IP.
- Recorded a hold in three consecutive outings from 7/31-8/7 ... surrendered one hit with three strikeouts in 3.1 scoreless IP.
- Allowed one run in 1.0 IP on 8/9 vs. Cleveland, snapping his seven-game season-opening scoreless streak and 17-game streak dating back to 2019.
- Suffered the loss on 8/15-2 vs. St. Louis after surrendering a game-winning, two-run home run to Tyler O'Neill ... it was the only home run he allowed all season.
- Earned his first win on 8/19 vs. Detroit (1.0 scoreless IP).
- Recorded his sixth hold on 8/22 at the Cubs despite allowing one run on three hits over 1.0 IP.
- Tossed 6.0 straight scoreless IP in six outings from 8/28-9/6 ... recorded his seventh (8/30 vs. Kansas City) and eighth (9/6 at Kansas City) holds of the season during the streak.
- Suffered his second blown save of the season on 9/8 at Pittsburgh, allowing two runs on three hits over 0.2 IP.
- Was placed on the 10-day injured list on 9/18 (retro to 9/15) with right shoulder inflammation and was reinstated on 9/25.
- Nine of his last 10 outings were scoreless ... tossed 1.0 scoreless IP in his last appearance of 2020 on 9/26 vs. the Cubs .

## CAREER PITCHING RECORD

YEAR	CLUB	W-L	PCT	ERA	G	GS	CG	SHO	SV	IP	H	R	ER	HR	HB	BB-I	SO	WP	BK	AVG
2011	Yakima	0-0	.000	0.75	11	0	0	0	2	12.0	10	4	1	0	0	2-0	13	4	0	.213
	Visalia	0-1	.000	1.59	15	0	0	0	4	17.0	14	6	3	2	0	5-1	18	1	0	.212
	Mobile	0-0	.000	0.00	1	0	0	0	0	2.0	2	0	0	0	0	0-0	0	0	0	.286
2012	Mobile	6-3	.667	3.51	42	0	0	0	16	48.2	55	24	19	2	2	16-4	27	2	0	.284
2013	Reno	3-6	.333	4.34	54	0	0	0	3	58.0	75	32	28	2	5	30-2	59	8	0	.322
2014	Reno	0-1	.000	0.54	14	0	0	0	1	16.2	10	1	1	0	0	5-0	19	0	0	.175
	ARIZONA	4-4	.500	2.74	57	0	0	0	0	49.1	50	17	15	3	2	17-3	54	3	0	.266
2015	ARIZONA	0-2	.000	6.08	13	0	0	0	0	13.1	20	9	9	3	0	5-1	7	1	0	.357
	Reno	3-2	.600	6.40	31	0	0	0	0	32.1	47	28	23	1	3	13-2	25	4	0	.326
2016	Reno	1-1	.500	4.59	33	0	0	0	0	33.1	36	17	17	1	3	16-2	28	1	0	.281
	ARIZONA	0-1	.000	8.80	15	0	0	0	0	15.1	28	18	15	2	1	8-2	9	1	0	.400
2017	Tacoma	1-0	1.000	4.15	13	1	0	0	1	21.2	28	12	10	4	0	7-0	26	1	0	.311
	SEATTLE	0-0	.000	9.39	6	0	0	0	0	7.2	12	8	8	1	0	5-1	4	0	0	.364
	AZL Mariners	0-0	.000	0.00	1	1	0	0	0	1.0	0	0	0	0	0	0-0	0	0	0	.000
2018	Arkansas	0-0	.000	13.50	3	0	0	0	0	2.2	7	4	4	0	1	1-0	1	0	0	.500
	Columbus	1-1	.500	1.13	20	0	0	0	4	24.0	18	5	3	1	0	3-0	21	1	0	.205
	CLEVELAND	0-0	.000	7.71	10	0	0	0	0	7.0	12	6	6	0	1	4-0	9	1	0	.375
	AZL Indians	0-0	.000	0.00	1	1	0	0	0	1.0	0	0	0	0	0	0-0	2	0	0	.000
2019	Charlotte	3-0	1.000	0.00	9	0	0	0	2	10.0	8	0	0	0	0	1-0	13	1	0	.229
	WHITE SOX	4-2	.667	2.49	55	0	0	0	0	50.2	42	16	14	5	0	24-2	41	1	0	.228
2020	WHITE SOX	2-1	.667	2.38	23	0	0	0	0	22.2	17	6	6	1	0	7-0	30	2	0	.198
<b>MINOR TOTALS</b>		<b>18-15</b>	<b>.545</b>	<b>3.50</b>	<b>248</b>	<b>3</b>	<b>0</b>	<b>0</b>	<b>33</b>	<b>280.1</b>	<b>310</b>	<b>133</b>	<b>109</b>	<b>13</b>	<b>14</b>	<b>99-11</b>	<b>252</b>	<b>23</b>	<b>0</b>	<b>.280</b>
<b>A.L. TOTALS</b>		<b>6-3</b>	<b>.500</b>	<b>3.48</b>	<b>94</b>	<b>0</b>	<b>0</b>	<b>0</b>	<b>0</b>	<b>88.0</b>	<b>83</b>	<b>36</b>	<b>34</b>	<b>7</b>	<b>1</b>	<b>40-3</b>	<b>84</b>	<b>4</b>	<b>0</b>	<b>.248</b>
<b>N.L. TOTALS</b>		<b>4-7</b>	<b>.364</b>	<b>4.50</b>	<b>85</b>	<b>0</b>	<b>0</b>	<b>0</b>	<b>0</b>	<b>78.0</b>	<b>98</b>	<b>44</b>	<b>39</b>	<b>8</b>	<b>3</b>	<b>30-6</b>	<b>70</b>	<b>5</b>	<b>0</b>	<b>.312</b>
<b>SOX TOTALS</b>		<b>6-3</b>	<b>.667</b>	<b>2.45</b>	<b>78</b>	<b>0</b>	<b>0</b>	<b>0</b>	<b>0</b>	<b>73.1</b>	<b>59</b>	<b>22</b>	<b>20</b>	<b>6</b>	<b>0</b>	<b>31-2</b>	<b>71</b>	<b>3</b>	<b>0</b>	<b>.219</b>
<b>MLB TOTALS</b>		<b>10-10</b>	<b>.500</b>	<b>3.96</b>	<b>179</b>	<b>0</b>	<b>0</b>	<b>0</b>	<b>0</b>	<b>166.0</b>	<b>181</b>	<b>80</b>	<b>73</b>	<b>15</b>	<b>4</b>	<b>70-9</b>	<b>154</b>	<b>9</b>	<b>0</b>	<b>.279</b>

## CAREER FIELDING RECORD

POSITION	PCT	G	GS	TC	PO	A	E	DP
Pitcher	.920	179	0	25	6	17	2	2



**CAREER TRANSACTIONS**

- Selected by Arizona in the fourth round of First-Year Player Draft (6/11).
- Claimed off waivers by Seattle from Arizona (4/4/17).
- On Seattle injured list with a strained right hamstring (5/6-8/1/17); included rehab assignments to AZL Mariners and Class AA Arkansas (7/23-8/1/17).
- Signed by Cleveland as a free agent (11/30/17).
- On Cleveland injured list with right elbow inflammation (6/19-8/7/18); included rehab assignments to AZL Indians and Class AAA Columbus (7/31-8/7/18).
- Signed by the White Sox as a free agent (10/30/18).
- On White Sox injured list with right shoulder inflammation (9/18-25/20).

**CAREER RELIEF BREAKDOWN**

**Holds** — Career: 52; 2020: 8; 2019: 19; 2018: 3; 2017: 0; 2016: 1; 2015: 2; 2014: 19.  
**Inherited Runners/Scored** — Career: 99/36 (36.4); 2020: 16/4 (25.0); 2019: 28/11 (39.3); 2018: 4/3 (75.0); 2017: 5/4 (80.0); 2016: 13/8 (61.5); 2015: 4/1 (25.0); 2014: 29/5 (17.2).  
**First Batter Efficiency** — Career: .301 (49-163); 2020: .182 (4-22); 2019: .229 (11-48); 2018: .300 (3-10); 2017: .500 (2-4); 2016: .571 (8-14); 2015: .333 (4-12); 2014: .321 (17-53).

**CAREER GAME BESTS**

**STRIKEOUTS** — 3 (3x, last 9/2/14 at S.D., 1.0 IP) ... **INNINGS PITCHED** — 2.1 (4/16/17 vs. TEX)  
**WINNING STREAK** — Three games (6/11-21/19) ... **CONSECUTIVE SCORELESS IP** — 17.2 (9/7/19-8/7/20)



# 30 NOMAR MAZARA

OUTFIELDER | L-L | 6-4 | 215

**Given Name:** Nomar Shamir Jiminian Mazara

**2021 Opening Day Age:** 25 (April 27, 1995)

**Birthplace | Residence:** Santo Domingo, D.R. | Dallas, Texas

**First Pro Contract:** Texas Rangers, signed as a free agent, July 2, 2011

**Sox Acquisition:** Acquired from the Texas Rangers in exchange for OF Steele Walker, December 11, 2019

**Contract Status:** Signed through 2020

**MLB Service:** 5.000

**Instagram:** @lnomazara26 | **Twitter:** @NomarMzra26



WHITE SOX OVERVIEW

MANAGER & COACHES

PLAYERS & ROSTER

2020 SEASON REVIEW

POSTSEASON HISTORY

MEDIA INFO. & MISC.

## 2020 SEASON

- Appeared in 42 games in his first season with the White Sox.
- Went 8-24 (.333) against left-handers (.205 vs. righties).
- Hit just one home run ... batted .345 (10-29) with four doubles and 14 RBI with RISP and .471 (8-17) with RISP/two outs.
- Entered four games as a pinch-hitter, going 1-2 (.500) with a walk, HBP and RBI.
- Began the season on the injured list (placed on 7/21).
- Was reinstated from the IL on 8/3 and made his White Sox debut as a pinch-hitter that night at Milwaukee ... singled in the seventh for his first hit with the Sox.
- Made his first start on 8/4 at Milwaukee (right field).
- Recorded his first extra-base hit (double) on 8/8 at Cleveland, and first RBI on 8/12 at Detroit.
- Hit .288 (17-59) with two doubles, seven RBI and six runs scored over 16 games from 8/16-9/6 ... raised his season average from .160 to .250 during that span.
- Went 2-4 with two runs scored and one RBI on 8/28 vs. Detroit ... marked his first multihit game of the season.
- Posted his first multiRBI game on 8/31 at Minnesota ... registered back-to-back multihit games on 9/4 and 9/6 at K.C.
- Recorded his second multiRBI game on 9/12 vs. Detroit.
- Connected on his first homer of 2020 on 9/19 at Cincinnati off RHP Trevor Bauer, snapping a 23-game homerless streak.
- Hit safely in seven of his last nine games, going 8-30 (.267).
- Went 2-5 with a double and RBI in his last game of the season on 9/27 vs. the Cubs.

## CAREER BATTING RECORD

YEAR	CLUB	AVG	G	AB	R	H	TB	2B	3B	HR	RBI	SH	SF	HB	BB	SO	SB	CS	OBP	SLG	E
2012	AZL Rangers	.264	54	201	40	53	90	13	3	6	39	0	2	3	37	70	5	2	.383	.448	2
2013	Hickory	.236	126	453	48	107	173	23	2	13	62	0	3	6	44	131	1	2	.310	.382	10
2014	Hickory	.264	106	398	68	105	187	21	2	19	73	0	3	3	57	99	4	3	.358	.470	4
	Frisco	.306	24	85	10	26	44	7	1	3	16	0	1	2	9	22	0	0	.381	.518	4
2015	Frisco	.284	111	409	57	116	181	22	2	13	56	0	9	5	47	92	2	0	.357	.443	13
	Round Rock	.358	20	81	11	29	36	4	0	1	13	0	2	5-1	10	0	0	.409	.444	3	
2016	Round Rock	.500	3	12	4	6	9	0	0	1	4	0	0	0	1-0	1	0	0	.538	.750	0
	TEXAS	.266	145	516	59	137	216	13	3	20	64	0	7	6	39	112	0	2	.320	.419	2
2017	TEXAS	.253	148	554	64	140	234	30	2	20	101	0	3	4	55	127	2	2	.323	.422	6
2018	TEXAS	.258	128	489	61	126	213	25	1	20	77	0	3	4	40	116	1	0	.317	.436	2
	Round Rock	.417	4	12	1	5	5	0	0	2	0	0	0	0-0	2	0	0	0	.417	.417	0
	Frisco	.125	2	8	0	1	1	0	0	0	0	0	0	0	4	0	0	0	.125	.125	0
2019	TEXAS	.268	116	429	69	115	201	27	1	19	66	0	6	6	28	108	4	1	.318	.469	1
2020	WHITE SOX	.228	42	136	13	31	40	6	0	1	15	0	0	3	10	44	0	1	.295	.294	0
<b>MINOR TOTALS</b>		<b>.270</b>	<b>450</b>	<b>1659</b>	<b>239</b>	<b>448</b>	<b>726</b>	<b>90</b>	<b>10</b>	<b>56</b>	<b>265</b>	<b>0</b>	<b>18</b>	<b>21</b>	<b>200</b>	<b>431</b>	<b>12</b>	<b>7</b>	<b>.352</b>	<b>.438</b>	<b>36</b>
<b>MLB TOTALS</b>		<b>.258</b>	<b>579</b>	<b>2124</b>	<b>266</b>	<b>549</b>	<b>904</b>	<b>101</b>	<b>7</b>	<b>80</b>	<b>323</b>	<b>0</b>	<b>19</b>	<b>23</b>	<b>172</b>	<b>507</b>	<b>7</b>	<b>6</b>	<b>.318</b>	<b>.426</b>	<b>11</b>

## CAREER TRANSACTIONS

- Signed by Texas as a free agent (7/2/11).
- On Texas injured list with a sprained right thumb (7/17-8/15/18); included rehab assignments to Class AAA Round Rock (8/9-13/18) and Class AA Frisco (8/14-15/18).
- On Texas injured list with a strained left oblique (8/20-31/19).
- Traded by Texas to the White Sox in exchange for OF Steele Walker (12/11/19).
- On White Sox injured list with an undisclosed illness (7/21-8/3/20).

## CAREER FIELDING RECORD

POSITION	PCT	G	GS	TC	PO	A	E	DP	POSITION	PCT	G	GS	TC	PO	A	E	DP
Right Field	.991	460	334	900	868	24	8	2	Left Field	.980	87	77	150	144	3	3	0

## CAREER GAME BESTS | HOME RUN INFORMATION

**HITS** — 4 (4x, last 7/4/19 vs. LAA) ... **HR** — 2 (4x, last 6/22/19 vs. CWS) ... **RBI** — 6 (4/7/17 vs. OAK)  
**RUNS** — 3 (2x, last 5/29/19 at SEA) ... **SB** — 1 (7x, last 7/14/19 vs. HOU) ... **HITTING STREAK** — 11 games (5/9-23/17)  
**GAME-ENDING HR** — 1 (5/9/18 vs. DET) ... **GS** — 1 (4/7/17 vs. OAK) ... **MULTIHR GAMES** — 4 (last 6/22/19 vs. CWS)  
**PINCH-HIT HOMERS** — NONE ... **INSIDE-THE-PARK HOMERS** — 1 (8/18/17 at TEX) ... **LEADOFF HR** — 1 (9/3/18 vs. DET)

## DIVISION SERIES RECORD

YEAR	CLUB	AVG	G	AB	R	H	TB	2B	3B	HR	RBI	SH	SF	HB	BB	SO	SB	CS	OBP	SLG	E
2016	TEX vs. TOR	.167	2	6	1	1	1	0	0	0	0	0	0	0	0	3	0	0	.167	.167	0

# 33 JAMES McCANN

CATCHER | R-R | 6-3 | 220

**Given Name:** James Thomas McCann

**2021 Opening Day Age:** 30 (June 13, 1990)

**Birthplace | Residence:** Santa Barbara, Calif. | Franklin, Tenn.

**First Pro Contract:** Detroit Tigers, selected in the second round, June 2011 First-Year Player Draft

**Sox Acquisition:** Signed as a free agent, December 19, 2018

**Contract Status:** Signed through 2020

**MLB Service:** 6.028 days

**Instagram:** @mccannon34 | **Twitter:** @JamesMcCann34



## 2020 SEASON

- Shared duties at catcher with Yasmani Grandal in his second season with the White Sox.
- Increased his offensive production from .273/.328/.460 in 2019 to .289/.360/.536 this season.
- Appeared in 30 games (27 starts) at catcher ... Sox pitchers posted a 2.82 ERA (77 ER/245.2 IP) when he was behind the plate ... threw out 20.0 percent (2-10) of attempted basestealers.
- Was behind Lucas Giolito's last seven starts and eight of 12 overall, including his no-hitter on 8/25 vs. Pittsburgh.
- Batted .351/.424/.544 (20-57) over his first 17 games through 8/31 and .200/.267/.525 (8-40) over his final 14 games from 9/1 through the end of the season.
- Hit .429/.528/.714 (12-28) with two home runs and six RBI vs. left-handed pitchers, and .362/.415/.660 (17-47) with four homers and 10 RBI in 16 games at Guaranteed Rate Field.
- Made his first start of the season on 7/25 vs. Minnesota, catching former college teammate Dallas Keuchel (University of Arkansas) ... went 3-4 with a home run and two RBI.
- Also homered in his second start on 7/28-2 at Cleveland ... went 3-4 with a home run and two RBI on 8/9 vs. Cleveland, including a game-tying solo shot off Shane Bieber in the sixth.

- Reached base safely four times on 8/12 at Detroit
- Caught Lucas Giolito's no-hitter on 8/25 vs. Pittsburgh, the first of his career.
- Recorded his first career multihomer game and drove in four runs on 9/9 at Pittsburgh, hitting a solo and two-run shot off JT Brubaker in the Sox 8-1 victory.
- Was 2-3 with a double, home run, two RBI, two runs scored and a walk on 9/15 vs. Minnesota.
- Reached base safely four times for the sixth time in his career in his final start on 9/26 vs. the Cubs, going 2-2 with a home run, two walks, RBI and two runs scored ... his solo home run off Jon Lester in the second ended an 0-16 streak.

## CAREER HIGHLIGHTS

- Was an American League All-Star with the White Sox in 2019.
- Is a .276/.334/.474 (148-536) hitter with 29 doubles, 25 home runs, 75 RBI and 82 runs scored in 149 games over two seasons with the Sox.

## CAREER BATTING RECORD

YEAR	CLUB	AVG	G	AB	R	H	TB	2B	3B	HR	RBI	SH	SF	HB	BB	SO	SB	CS	OBP	SLG	E
2011	GCL Tigers	.357	5	14	1	5	9	1	0	1	6	0	0	1	1	1	0	0	.438	.643	1
	West Michigan	.059	9	34	0	2	3	1	0	0	1	0	1	1	2	12	0	0	.132	.088	1
2012	Lakeland	.288	45	160	24	46	56	10	0	0	20	0	2	5	10	29	3	0	.345	.350	6
	Erie	.200	64	220	15	44	62	12	0	2	19	1	1	0	8	44	2	2	.227	.282	3
2013	Erie	.277	119	441	50	122	178	30	1	8	54	1	7	7	30	85	3	3	.328	.404	6
2014	Toledo	.295	109	417	49	123	178	34	0	7	54	2	7	9	25	90	9	2	.343	.427	6
	DETROIT	.250	9	12	2	3	4	1	0	0	0	0	0	0	0	2	1	0	.250	.333	0
2015	DETROIT	.264	114	401	32	106	155	18	5	7	41	4	1	3	16	90	0	1	.297	.387	0
2016	Toledo	.091	6	22	2	2	2	0	0	0	2	0	0	0	5	6	0	0	.259	.091	0
	DETROIT	.221	105	344	31	76	123	9	1	12	48	1	3	2	23	109	0	1	.272	.358	4
2017	Toledo	.667	2	6	1	4	4	0	0	0	3	0	0	0	1	1	0	0	.714	.667	0
	DETROIT	.253	106	352	39	89	146	14	2	13	49	1	3	9	26	89	1	0	.318	.415	2
2018	DETROIT	.220	452	427	31	94	134	16	0	8	39	0	2	2	26	116	0	3	.267	.314	5
2019	WHITE SOX	.273	118	439	62	120	202	26	1	18	60	1	0	6	30	137	4	1	.328	.460	7
2020	WHITE SOX	.289	31	97	20	28	52	3	0	7	15	0	2	4	8	30	1	1	.360	.536	4
<b>MINOR TOTALS</b>		<b>.265</b>	<b>359</b>	<b>1314</b>	<b>142</b>	<b>348</b>	<b>492</b>	<b>88</b>	<b>1</b>	<b>18</b>	<b>159</b>	<b>4</b>	<b>18</b>	<b>23</b>	<b>82</b>	<b>268</b>	<b>17</b>	<b>7</b>	<b>.315</b>	<b>.374</b>	<b>23</b>
<b>SOX TOTALS</b>		<b>.276</b>	<b>149</b>	<b>536</b>	<b>82</b>	<b>148</b>	<b>254</b>	<b>29</b>	<b>1</b>	<b>25</b>	<b>75</b>	<b>1</b>	<b>2</b>	<b>10</b>	<b>38</b>	<b>167</b>	<b>5</b>	<b>2</b>	<b>.334</b>	<b>.474</b>	<b>11</b>
<b>MLB TOTALS</b>		<b>.249</b>	<b>601</b>	<b>2072</b>	<b>217</b>	<b>516</b>	<b>816</b>	<b>87</b>	<b>9</b>	<b>65</b>	<b>252</b>	<b>7</b>	<b>11</b>	<b>26</b>	<b>129</b>	<b>573</b>	<b>7</b>	<b>7</b>	<b>.300</b>	<b>.394</b>	<b>22</b>

## CAREER TRANSACTIONS

- Selected by Detroit in the second round of the First-Year Player Draft (6/11).
- On Detroit injured list with a sprained right ankle (4/12-5/3/16); included a rehab assignment at Class AAA Toledo (4/26-5/3/16).
- On Detroit injured list with a left hand laceration (5/26-6/9/17); included a rehab assignment at Class AAA Toledo (6/6-9/17).
- Signed by the White Sox as a free agent (12/19/18).

## CAREER FIELDING RECORD

POSITION	PCT	G	GS	TC	PO	A	E	DP
Catcher	.995	570	539	4478	4227	229	22	39



**CAREER CATCHING BREAKDOWN**

**Caught Stealing Percentage — Career:** 31.8 (106-333); **2020:** 20.0 (2-10); **2019:** 26.0 (13-50); **2018:** 33.8 (24-71); **2017:** 24.0 (18-75); **2016:** 43.1 (25-58); **2015:** 36.9 (24-65); **2014:** 0.0 (0-4).  
**Catcher's ERA — Career:** 4.63 (2,461 ER/4,785.2 IC); **2020:** 2.82 (77 ER/245.2 IC); **2019:** 4.50 (453 ER/905.1 IC); **2018:** 4.70 (516 ER/987.1 IC); **2017:** 5.67 (527 ER/836.1 IC); **2016:** 4.18 (392 ER/843.2 IC); **2015:** 4.65 (487 ER/943.1 IC); **2014:** 3.38 (9 ER/24.0 IC).

**CAREER GAME BESTS | HOME RUN INFORMATION**

**HITS —** 4 (2x, last 5/11/19 at TOR) ... **HR —** 2 (9/9/20 at PIT) ... **RBI —** 5 (8/12/17 vs. MIN)  
**RUNS —** 3 (3x, last 8/13/18 vs. SOX) ... **SB —** 1 (7x, last 9/13/20 vs. DET) ... **HITTING STREAK —** 14 games (7/16-8/4/17)  
**GAME-ENDING HOME RUNS —** 2 (last 6/28/15 vs. CWS) ... **GRAND SLAMS —** 5 (last 8/16/19 at LAA)  
**MULTIHOMER GAMES —** 1 (9/9/20 at PIT) ... **PINCH-HIT HOME RUNS —** 1 (7/29/16 vs. HOU)  
**INSIDE-THE-PARK HOME RUNS —** 1 (4/29/15 at MIN) ... **LEADOFF HOME RUNS —** NONE

**ALL-STAR GAME RECORD**

YEAR	CLUB	AVG	G	AB	R	H	TB	2B	3B	HR	RBI	SH	SF	HB	BB	SO	SB	CS	OBP	SLG	E
2019	A.L., Cleveland	1.000	1	1	0	1	1	0	0	0	0	0	0	0	0	0	0	0	1.000	2.000	0



WHITE SOX OVERVIEW

MANAGER & COACHES

PLAYERS & ROSTER

2020 SEASON REVIEW

POSTSEASON HISTORY

MEDIA INFO. & MISC.

# 20 DANNY MENDICK

INFILDER | R-R | 5-10 | 185

**Given Name:** Daniel Christopher Mendick  
**2021 Opening Day Age:** 27 (September 28, 1993)  
**Birthplace and Residence:** Rochester, N.Y.  
**Sox Acquisition:** Selected in the 22nd round, June 2015 First-Year Player Draft  
**Contract Status:** Signed through 2020  
**MLB Service:** 1.010  
**Instagram:** @dmendick | **Twitter:** @dmendick01



## 2020 SEASON

- Made 29 starts with the White Sox, including 25 at second base, three at third and one at shortstop ... committed one error in 120 total chances (.992 percentage).
- Sox went 15-1 over his final 16 starts from 8/16-9/13.
- Made his first career Opening Day roster and made his season debut as the starting third baseman on 7/26 vs. Minnesota.
- Recorded a career-high three hits on 8/5 vs. Milwaukee and 8/10 at Detroit.

- Hit all three of his home runs in a nine-game span, connecting on solo shots off Rony García on 8/17 vs. Detroit and Jon Lester on 8/21 at the Cubs and a two-run shot off Trevor Williams on 8/26 vs. Pittsburgh.
- Was optioned to the Schaumburg training facility on 9/17 but remained with the club on the taxi squad for the final trip to Cincinnati and Cleveland from 9/18-24.

## CAREER BATTING RECORD

YEAR	CLUB	AVG	G	AB	R	H	TB	2B	3B	HR	RBI	SH	SF	HB	BB	SO	SB	CS	OBP	SLG	E
2015	AZL White Sox	.256	49	180	34	46	71	8	1	5	27	2	2	4	20	28	8	2	.340	.394	7
2016	Charlotte	.000	2	2	1	0	0	0	0	0	0	0	0	0	0	2	0	0	.000	.000	0
	Winston-Salem	.125	15	48	6	6	8	2	0	0	2	0	0	4	5	10	0	0	.208	.167	2
	Kannapolis	.274	98	369	40	101	131	20	2	2	34	1	2	5	31	75	8	5	.343	.355	6
2017	Winston-Salem	.289	84	263	45	76	123	18	4	7	30	2	3	6	31	40	11	4	.373	.468	6
	Birmingham	.197	41	147	14	29	43	5	0	0	21	1	0	0	17	27	1	2	.280	.293	7
2018	Birmingham	.247	132	453	62	112	179	25	0	14	59	2	7	10	57	90	20	10	.340	.395	17
2019	Charlotte	.279	133	477	75	133	212	26	1	17	64	3	7	5	66	96	19	8	.368	.444	4
	WHITE SOX	.308	16	39	6	12	18	0	0	2	4	0	0	0	1	11	0	0	.325	.462	0
2020	WHITE SOX	.243	33	107	11	26	41	4	1	3	6	0	1	0	6	25	0	1	.281	.383	1
<b>MINOR TOTALS</b>		<b>.259</b>	<b>554</b>	<b>1939</b>	<b>277</b>	<b>503</b>	<b>767</b>	<b>104</b>	<b>8</b>	<b>48</b>	<b>237</b>	<b>11</b>	<b>21</b>	<b>34</b>	<b>227</b>	<b>368</b>	<b>67</b>	<b>31</b>	<b>.344</b>	<b>.396</b>	<b>49</b>
<b>MLB TOTALS</b>		<b>.260</b>	<b>49</b>	<b>146</b>	<b>17</b>	<b>38</b>	<b>59</b>	<b>4</b>	<b>1</b>	<b>5</b>	<b>10</b>	<b>0</b>	<b>1</b>	<b>0</b>	<b>7</b>	<b>36</b>	<b>0</b>	<b>1</b>	<b>.292</b>	<b>.404</b>	<b>1</b>

## CAREER TRANSACTIONS

— Selected by the White Sox in the 22nd round of the First-Year Player Draft (6/15).

## CAREER FIELDING RECORD

POSITION	PCT	G	GS	TC	PO	A	E	DP	POSITION	PCT	G	GS	TC	PO	A	E	DP
Second Base	.991	31	28	121	44	76	1	16	Third Base	1.000	6	5	17	6	11	0	2
Shortstop	1.000	9	4	22	8	14	0	7									

## CAREER GAME BESTS | HOME RUN INFORMATION

**HITS** — 3 (2x, last 8/10/20 at DET) ... **HR** — 1 (5x, last 8/26/20 vs. PIT) ... **RBI** — 2 (2x, last 8/26/20 vs. PIT)

**RUNS** — 2 (9/8/19 vs. LAA) ... **SB** — NONE ... **HITTING STREAK** — 5 games (9/20-28/19)

**GAME-ENDING HOME RUNS** — NONE ... **GRAND SLAMS** — NONE ... **MULTIHOMER GAMES** — NONE

**PINCH-HIT HOMER RUNS** — NONE ... **INSIDE-THE-PARK HOME RUNS** — NONE ... **LEADOFF HOME RUNS** — NONE





# 49 YERMÍN MERCEDES

CATCHER | R-R | 5-11 | 235

**Given Name:** Yermín Francisco Mercedes

**2021 Opening Day Age:** 28 (February 14, 1993)

**Birthplace | Residence:** La Romana, D.R. | Orlando, Fla.

**First Pro Contract:** Washington Nationals, signed as a free agent, March 3, 2011

**Sox Acquisition:** Selected from the Baltimore Orioles in the Rule 5 Draft, December 14, 2017

**Contract Status:** Signed through 2020

**MLB Service:** 0.008

**Instagram:** @ymercedes73 | **Twitter:** @ymercedes73



WHITE SOX OVERVIEW

MANAGER & COACHES

PLAYERS & ROSTER

2020 SEASON REVIEW

POSTSEASON HISTORY

MEDIA INFO. & MISC.

## 2020 SEASON

- Appeared in one game with Chicago.
- Recalled from the Schaumburg training facility on 8/1 ... made his MLB debut as a pinch-hitter on 8/2 at Kansas City (0-1).
- Was optioned back to Schaumburg on 8/2 and did not return to the major-league roster.

## CAREER BATTING RECORD

YEAR	CLUB	AVG	G	AB	R	H	TB	2B	3B	HR	RBI	SH	SF	HB	BB	SO	SB	CS	OBP	SLG	E
2011	DSL Nationals	.302	44	149	16	45	59	12	1	0	25	0	1	4	8	18	2	3	.352	.396	1
2012	DSL Nationals	.327	38	113	24	37	45	6	1	0	19	0	1	4	13	11	3	1	.412	.398	6
2013	DSL Nationals	.255	41	106	12	27	37	2	1	2	21	0	3	5	14	17	3	4	.359	.349	1
2014	<i>San Angelo</i>	.304	6	4	0	1	2	1	0	0	1	0	1	0	0	3	0	0	.292	.435	2
	<i>Douglas</i>	.333	18	60	12	20	33	7	0	2	14	0	0	1	4	7	4	2	.385	.550	2
	<i>White Sands</i>	.411	36	146	41	60	117	12	0	15	55	0	2	7	6	16	9	5	.453	.801	5
2015	Delmarva	.272	64	239	33	65	109	16	2	8	42	0	4	1	11	41	1	0	.302	.456	6
	Frederick	*.353	91	340	58	120	197	25	5	14	60	0	5	3	34	63	1	1	*.411	*.579	6
2016	Frederick	.318	31	107	20	34	58	6	0	6	17	0	0	1	10	19	0	0	.381	.542	0
	Bowie	.295	12	44	5	13	19	3	0	1	7	0	0	0	2	8	1	0	.326	.432	1
2017	Frederick	.274	98	336	48	92	154	17	0	15	55	0	5	4	33	59	4	3	.341	.458	6
	Winston-Salem	.289	103	360	58	104	172	24	1	14	64	0	5	4	40	67	4	0	.362	.478	8
2019	Birmingham	.327	42	147	19	48	73	7	0	6	18	0	3	0	17	25	2	0	.389	.497	3
	Charlotte	.310	53	187	35	58	121	12	0	17	62	0	6	3	24	42	0	0	.386	.647	5
2020	WHITE SOX	.000	1	1	0	0	0	0	0	0	0	0	0	0	0	0	0	0	.000	.000	0
<b>MINOR TOTALS</b>		<b>.302</b>	<b>617</b>	<b>2128</b>	<b>328</b>	<b>643</b>	<b>1044</b>	<b>130</b>	<b>11</b>	<b>83</b>	<b>390</b>	<b>0</b>	<b>33</b>	<b>29</b>	<b>206</b>	<b>370</b>	<b>21</b>	<b>12</b>	<b>.366</b>	<b>.491</b>	<b>43</b>
<b>MLB TOTALS</b>		<b>.000</b>	<b>1</b>	<b>1</b>	<b>0</b>	<b>0</b>	<b>0</b>	<b>0</b>	<b>0</b>	<b>0</b>	<b>0</b>	<b>0</b>	<b>0</b>	<b>0</b>	<b>0</b>	<b>0</b>	<b>0</b>	<b>0</b>	<b>.000</b>	<b>.000</b>	<b>0</b>

\*Led League; *Italics indicates independent or foreign league; statistics not included in totals*

## CAREER TRANSACTIONS

- Signed by Washington as a free agent (3/3/11).
- Signed by Baltimore as a free agent (9/8/14).
- Selected by the White Sox in the Rule 5 draft (12/14/17).





# 10 YOÁN MONCADA

INFIELDER | S-R | 6-2 | 225

**Given Name:** Yoán Moncada (yoe-AHN mon-KAH-duh)

**2021 Opening Day Age:** 25 (May 27, 1995)

**Birthplace | Residence:** Cienfuegos, Cuba | Gulfport, Fla.

**Sox Acquisition:** Acquired from the Boston Red Sox with OF Luis Alexander Basabe, RHP Victor Díaz and RHP Michael Kopech in exchange for LHP Chris Sale, December 6, 2016

**Contract Status:** Signed through 2020

**MLB Service:** 3.106

**Instagram:** @ymoncada19 | **Twitter:** @ymoncada19



## 2020 SEASON

- Appeared in 51 games in his fourth season with Chicago.
- His slash line dropped to .224/.319/.388 this season from .315/.367/.548 in 2019 ... 17 of his 26 hits went for extra-bases.
- Hit .222/.370/.333 (8-36) vs. left-handers and .226/.308/.296 (37-164) vs. righties ... went 6-16 (.375) with RISP/two outs.
- Reached base safely in 42 of his 52 games.
- Tested positive for COVID-19 prior to the start of the season.
- **YoYo Went Streaking, Part I:** Reached base safely in his first 16 games from 7/24-8/10, hitting .299 (20-67) with four doubles, three homers, six RBI, seven walks, eight runs and a .365 on-base pct. ... hit safely in 13 games (four multihit efforts).
- **YoYo Went Streaking, Part II:** Recorded a career-high 21-game on-base streak from 9/25/19-8/10/20 ... at the conclusion of the streak, it was the third-longest active in MLB behind Houston's Alex Bregman (33) and the Mets' Brandon Nimmo (32) ... batted .310 (25-84) with five doubles, four homers, eight RBI, seven walks, and a .881 OPS during the 21-game stretch.

- Fell a triple shy of the cycle on Opening Day (7/24) vs. Minnesota ... helped erase a five-run deficit with a game-tying, three-run homer in the second inning off José Berríos.
- Recorded two three-hit efforts in a span of three games on 8/1 at Kansas City and 8/3 at Milwaukee.
- Went 0-5 on 8/11 at Detroit, snapping his eight-game hitting and on-base streaks (16 games in 2020; 21 from 2019-20).
- Homered in back-to-back games on 8/16-17 ... recorded at least one RBI in four consecutive games from 8/16-19.
- Registered three multihit efforts in a four-game span from 9/8-13, going 8-20 (.400) with two doubles and three RBI.
- Recorded a three-hit game on 9/13 vs. Detroit, his first since 8/3 at Milwaukee.
- Hit three triples in a six-game span from 9/19-24.
- Did not homer in a career-long 29 straight games from 8/18-9/25 ... snapped his homerless stretch with a two-run shot in the sixth on 9/26 vs. the Cubs ... also matched his season-high with three RBI, and marked his first multiRBI effort since 8/18.

## CAREER BATTING RECORD

YEAR	CLUB	AVG	G	AB	R	H	TB	2B	3B	HR	RBI	SH	SF	HB	BB	SO	SB	CS	OBP	SLG	E
2012	<i>Cienfuegos</i>	.283	56	138	26	39	48	4	1	1	15	3	0	11	20	35	13	5	.414	.348	9
2013	<i>Cienfuegos</i>	.273	45	165	32	45	67	7	3	3	13	6	0	4	20	34	8	6	.365	.406	7
2015	Greenville	.278	81	306	61	85	134	19	3	8	38	2	3	10	42	83	49	3	.380	.438	23
2016	Salem	.307	61	228	57	70	113	25	3	4	34	3	3	5	45	60	36	8	.427	.496	11
	Portland	.277	45	177	37	49	94	6	3	11	28	1	0	2	27	64	9	4	.379	.531	9
	BOSTON	.211	8	19	3	4	5	1	0	0	1	0	0	0	1	12	0	0	.250	.263	1
2017	Charlotte	.282	80	309	57	87	138	9	3	12	36	0	3	0	49	102	17	8	.377	.447	11
	WHITE SOX	.231	54	199	31	46	82	8	2	8	22	0	0	3	29	74	3	2	.338	.412	8
2018	WHITE SOX	.235	149	578	73	136	231	32	6	17	61	2	2	1	67	217	12	6	.315	.400	21
2019	Charlotte	.409	5	22	6	9	16	1	0	2	6	0	0	0	0	3	0	0	.409	.727	1
	WHITE SOX	.315	132	511	83	161	280	34	5	25	79	1	3	4	40	154	10	3	.367	.548	15
2020	WHITE SOX	.225	52	200	28	45	77	8	3	6	24	0	2	1	28	72	0	0	.320	.385	6
<b>CUBAN LEAGUE TOTALS</b>		<b>.277</b>	<b>101</b>	<b>303</b>	<b>58</b>	<b>84</b>	<b>115</b>	<b>11</b>	<b>4</b>	<b>4</b>	<b>28</b>	<b>9</b>	<b>0</b>	<b>15</b>	<b>40</b>	<b>69</b>	<b>21</b>	<b>11</b>	<b>.388</b>	<b>.380</b>	<b>16</b>
<b>MINOR TOTALS</b>		<b>.288</b>	<b>272</b>	<b>1042</b>	<b>218</b>	<b>300</b>	<b>495</b>	<b>60</b>	<b>12</b>	<b>37</b>	<b>142</b>	<b>6</b>	<b>9</b>	<b>17</b>	<b>163</b>	<b>312</b>	<b>111</b>	<b>23</b>	<b>.390</b>	<b>.475</b>	<b>55</b>
<b>SOX TOTALS</b>		<b>.261</b>	<b>387</b>	<b>1488</b>	<b>215</b>	<b>388</b>	<b>670</b>	<b>82</b>	<b>16</b>	<b>56</b>	<b>186</b>	<b>3</b>	<b>7</b>	<b>9</b>	<b>164</b>	<b>517</b>	<b>25</b>	<b>11</b>	<b>.336</b>	<b>.450</b>	<b>50</b>
<b>MLB TOTALS</b>		<b>.260</b>	<b>395</b>	<b>1507</b>	<b>218</b>	<b>392</b>	<b>675</b>	<b>83</b>	<b>16</b>	<b>56</b>	<b>187</b>	<b>3</b>	<b>7</b>	<b>9</b>	<b>165</b>	<b>529</b>	<b>25</b>	<b>11</b>	<b>.335</b>	<b>.448</b>	<b>51</b>

\*Italics indicates independent or foreign league.

## CAREER TRANSACTIONS

- Signed by Boston as a free agent (3/12/15).
- Traded by Boston with OF Luis Alexander Basabe, RHP Víctor Díaz and RHP Michael Kopech in exchange for LHP Chris Sale (12/6/16).
- On White Sox injured list with a bone contusion of his right shin (8/25-9/5/17).
- On White Sox injured list with left hamstring tightness (5/5-15/18).
- On White Sox injured list with a strained right hamstring (7/31-21/19); included rehab assignment with Class AAA Charlotte (8/16-21/19).

## CAREER FIELDING RECORD

POSITION	PCT	G	GS	TC	PO	A	E	DP	POSITION	PCT	G	GS	TC	PO	A	E	DP
Second Base	.964	203	202	807	274	504	29	109	Third Base	.960	186	183	546	155	369	22	54

## CAREER GAME BESTS | HOME RUN INFORMATION

**HITS** — 4 (2x, last 6/9/19 at K.C.) ... **HR** — 2 (3x, last 7/3/19-2 vs. DET) ... **RBI** — 4 (4x, last 9/13/19 at SEA)  
**RUNS** — 5 (9/14/17 at DET) ... **SB** — 2 (5/10/19 at TOR) ... **HITTING STREAK** — 14 games (6/19-7/12/19)

**GAME-ENDING HOME RUNS** — NONE ... **GRAND SLAMS** — 1 (4/18/18 at OAK)

**MULTIHOME RUN GAMES** — 3 (last 7/3-2/19 vs. DET) ... **PINCH-HIT HOME RUNS** — 1 (9/28-2/19 vs. DET)

**INSIDE-THE-PARK HOME RUNS** — NONE ... **LEADOFF HOME RUNS** — 5 (last 8/1/18 vs. K.C.)

# 88 LUIS ROBERT

OUTFIELDER | R-R | 6-2 | 210

**Given Name:** Luis Robert ("RAH-bert") Moirán

**2021 Opening Day Age:** 23 (August 3, 1997)

**Birthplace | Residence:** Ciego de Ávila, Cuba | Tampa, Fla.

**Sox Acquisition:** Signed as a free agent, May 27, 2017

**Contract Status:** Signed through 2025  
(club options for 2026 and 2027)

**MLB Service:** 1.000

**Instagram:** @LuisRobertm56 | **Twitter:** @LMoiran



WHITE SOX OVERVIEW

MANAGER & COACHES

PLAYERS & ROSTER

2020 SEASON REVIEW

POSTSEASON HISTORY

MEDIA INFO. & MISC.

## 2020 SEASON

- Is a candidate for the American League Rookie of the Year Award ... would be the White Sox 12th Rookie of the Year Award winner, and the first since teammate José Abreu in 2014.
- Ranked among the AL and MLB rookie leaders in numerous categories ... led MLB rookies in RBI (31) and tied Seattle's Kyle Lewis for the home run lead (11).
- Appeared in 56 of the Sox 60 games (55 starts in center field).
- Batted .273/.353/.455 (12-44) vs. left-handers (.222/.287/.430 with nine home runs vs. righties).
- Hit .298 (28-94) with nine homers and 20 RBI in August (26 games) ... batted just .136/.237/.173 (11-81) with one homer and seven RBI in 23 games in September.
- Ranked among the MLB Statcast leaders in runs prevented (T2nd, 5), outs above average (T5th, 5), defensive runs saved (T7th, 8) and maximum exit velocity (T10th, 115.8).
- **Pantera Unleashed:** Hit safely in 11 of his first 12 games from 7/24-8/5 (.354, 17-48; 3 2B, 2 HR, 6 RBI) and 13 of 15 through 8/8 (.322, 19-59; 4 2B, 2 HR, 6 RBI) ... his 17 hits through his first 12 career games tied for the second-most by a White Sox rookie behind Craig Wilson (21 in 1998) ... is one of 10 White Sox rookies all time to hit safely in 13 of his first 15 games. ... was one of just five players in MLB this season to hit safely in 11 of his first 12 games, joining Nicholas Castellanos (12), Dansby Swanson (11), Kyle Lewis (11) and Carlos Correa (11).
- Opened the season on a six-game hitting streak from 7/24-29, going 8-23 (.348) with a double, homer and four RBI ... marked the longest career-opening hitting streak by a White Sox since catcher Omar Narváez in 2016 (eight).
- Made his major-league debut on Opening Day (7/24) vs. Minnesota as the starting center fielder ... recorded his first hit (single in the second inning off José Berríos), double (eighth inning) and multihit effort ... recorded a 115.8 mph exit velocity on his single, and 103.5 mph EV on his double.
- Hit his first major-league homer on 7/26 vs. the Twins (two-run shot off Kenta Maeda) ... extended the White Sox lead to 4-0 with a two-run single in the ninth on 7/29 at Cleveland.
- **Impressive Effort:** Recorded a career-high four hits (two doubles and a home run) and fell a triple shy of the cycle as the leadoff hitter on 8/1 at Kansas City ... became just the fifth Sox (sixth time) to record three-plus extra-base hits in a game before turning 23 years old ... joined Craig Wilson on 9/5/98 vs. the Yankees (MLB debut) and Brian Anderson on 8/26/05 at Seattle (fifth game) as the only players in franchise history to record three extra-base hits within his first eight career games (Elias) ... Daniel Palka on 4/28-1/18 at Kansas City (third game) and Wilson on 9/14/98 at Detroit (sixth) are the last two Sox players with a four-hit effort within his first eight MLB games (Elias).
- Erased a 5-4 deficit with a game-winning, bases-clearing double in the fifth on 8/12 at Detroit.
- Snapped a 12-game homerless stretch with a solo shot on 8/15-2 vs. St. Louis ... the homer traveled an estimated 435 feet with a 109.6 mph exit velocity.

## ROBERT AMONG MLB ROOKIES IN 2020

Category	Rank	No.
RBI	1st	31
Home Runs	T1st	11
Runs Scored	2nd	33
Extra-Base Hits	2nd	19
Total Bases	2nd	88
Games	3rd	56
Slugging Pct.	3rd	.436
Hits	5th	47
Doubles	T5th	8

## MOST HOMERS WITH 110+ MPH EXIT VEL.

Player	HR
Pete Alonso	7
Teoscar Hernández	7
<b>Luis Robert</b>	<b>6</b>
Miguel Sanó	6
Fernando Tatis Jr.	6

## HIGHEST HOME RUN AVERAGE EXIT VELO.

Player	Avg. EV	HR
<b>Luis Robert</b>	<b>109.2</b>	<b>11</b>
Miguel Sano	108.8	13
R. Acuna Jr.	108.7	14
T. Hernández	108.3	16
Matt Chapman	108.3	10

- Recorded his first career multihomer game on 8/17 vs. Detroit ... his second homer traveled an estimated 433 feet with a 115.5 mph exit velocity ... the EV was the highest by a Sox on a homer at Guaranteed Rate Field in the Statcast era (since 2015).
- Homered in back-to-back games on 8/21-22 at the Cubs ... homered in his first career at-bats vs. LHP Jon Lester (8/21) and RHP Kyle Hendricks (8/22).
- **Walkoff Wonder:** Hit his first career game-ending home run on 8/30 vs. Kansas City (off RHP Tyler Zuber), a three-run shot in the 10th inning ... at age 23.027, became the youngest White Sox to hit a walkoff homer ... the others: Harold Baines (21.133) on 7/26/80 vs. Texas, Bibb Falk (22.175) on 7/21/21 vs. Philadelphia-AL, Sammy Sosa (22.176) on 5/7/91 vs. Milwaukee and Mike Hershberger (22.345) on 9/19/62 vs. Boston.
- **Pantera Power:** Connected on a game-tying home run (449 feet; 111.2 mph EV) in the seventh and a game-winning, RBI double in the ninth on 8/31 at Minnesota ... the homer was his 10th in his 33rd game, the fourth-fastest rookie in White Sox history to hit 10 homers, trailing Zeke Bonura (25 in 1934), Carlos May (25 in 1969) and José Abreu (26 in 2014) ... source: Elias.
- **First of Many Honors:** Was named AL Rookie of the Month for July/August, the second consecutive White Sox to win the honor (Eloy Jiménez, September 2019) ... batted .298/.348/.612 (36-121) with eight doubles, 10 home runs, 24 RBI, 22 runs scored and four stolen bases over 33 games ... was one of just three rookies to record a four-hit game through the end of August, joining teammate Nick Madrigal and Colorado's Sam Hilliard.
- Connected on a 458-foot homer with a 113.0 mph EV on 9/3 at Kansas City ... marked his longest home run of the season.
- His 2020 average dropped from .298 to .220 over a 20-game span from 9/1-23 ... hit .086/.198/.129 (6-70) with one homer, six RBI, nine walks and zero multihit efforts during that span, which included a 29 at-bat hitless stretch.
- Hit safely in his final three games of 2020 from 9/25-27 vs. the Cubs (.455, 5-11; 1 RBI) ... his three-hit effort in the season finale on 9/27 was his first multihit game since 8/31 at Minnesota.

**CAREER BATTING RECORD**

YEAR	CLUB	AVG	G	AB	R	H	TB	2B	3B	HR	RBI	SH	SF	HB	BB	SO	SB	CS	OBP	SLG	E
2013	<i>Ciego de Ávila</i>	.125	17	24	3	3	4	1	0	0	1	0	1	0	3	9	0	2	.214	.167	0
2014	<i>Ciego de Ávila</i>	.244	54	123	21	30	39	2	2	1	12	3	1	3	8	27	7	2	.304	.317	0
2015	<i>Ciego de Ávila</i>	.305	68	269	68	82	111	10	2	5	29	8	1	3	32	46	8	2	.384	.413	5
2016	<i>Ciego de Ávila</i>	.401	53	182	51	73	125	12	2	12	40	0	1	11	38	30	11	6	.526	.687	3
2017	DSL White Sox	.310	28	84	17	26	45	8	1	3	14	0	0	8	22	23	12	3	.491	.536	0
2018	Kannapolis	.289	13	45	5	13	18	3	1	0	4	0	0	1	4	12	4	2	.360	.400	0
	Winston-Salem	.244	32	123	21	30	38	6	1	0	11	1	2	6	8	37	8	2	.317	.309	3
	AZL White Sox	.389	5	18	5	7	11	2	1	0	2	0	0	0	0	3	3	0	.389	.611	1
2019	Winston-Salem	.453	19	75	21	34	69	5	3	8	24	0	0	5	4	20	8	2	.512	.920	1
	Birmingham	.314	56	226	43	71	117	16	3	8	29	1	0	4	13	54	21	6	.362	.518	2
	Charlotte	.297	47	202	44	60	128	10	5	16	39	0	5	5	11	55	7	3	.341	.634	1
2020	WHITE SOX	.233	56	202	33	47	88	8	0	11	31	0	2	1	20	73	9	2	.302	.436	1
<b>CUBAN LEAGUE TOTALS</b>		<b>.314</b>	<b>192</b>	<b>598</b>	<b>143</b>	<b>188</b>	<b>279</b>	<b>25</b>	<b>6</b>	<b>18</b>	<b>82</b>	<b>11</b>	<b>4</b>	<b>17</b>	<b>81</b>	<b>112</b>	<b>26</b>	<b>12</b>	<b>.409</b>	<b>.467</b>	<b>8</b>
<b>MINOR TOTALS</b>		<b>.312</b>	<b>200</b>	<b>773</b>	<b>156</b>	<b>241</b>	<b>426</b>	<b>50</b>	<b>15</b>	<b>35</b>	<b>123</b>	<b>2</b>	<b>7</b>	<b>29</b>	<b>62</b>	<b>204</b>	<b>63</b>	<b>18</b>	<b>.381</b>	<b>.551</b>	<b>8</b>
<b>MLB TOTALS</b>		<b>.233</b>	<b>56</b>	<b>202</b>	<b>33</b>	<b>47</b>	<b>88</b>	<b>8</b>	<b>0</b>	<b>11</b>	<b>31</b>	<b>0</b>	<b>2</b>	<b>1</b>	<b>20</b>	<b>73</b>	<b>9</b>	<b>2</b>	<b>.302</b>	<b>.436</b>	<b>1</b>

*Italics indicates independent or foreign league.*

**CAREER TRANSACTIONS**

— Signed by the White Sox as a free agent (5/27/17).

**CAREER FIELDING RECORD**

POSITION	PCT	G	GS	TC	PO	A	E	DP
Center Field	.994	56	55	154	151	2	1	0

**CAREER GAME BESTS | HOME RUN INFORMATION**

**HITS** — 4 (8/1/20 at K.C.) ... **HR** — 2 (8/17/20 vs. DET) ... **RBI** — 3 (4x, last 9/3/20 at K.C.)

**RUNS** — 2 (7x, last 9/26/20 vs. CUBS) ... **SB** — 2 (3x, last 9/15/20 vs. MIN) ... **HITTING STREAK** — Six games (7/24-29/20)

**GAME-ENDING HOMERS** — 1 (8/30/20 vs. K.C.) ... **GS** — NONE ... **MULTIHOMER GAMES** — 1 (8/17/20 vs. DET)

**PINCH HOMERS** — NONE ... **INSIDE-THE-PARK HOMERS** — NONE ... **LEADOFF HOMERS** — NONE





# 55 CARLOS RODÓN

LEFT-HANDED PITCHER | L-L | 6-3 | 250

**Given Name:** Carlos Antonio Rodón

**2021 Opening Day Age:** 28 (December 10, 1992)

**Birthplace | Residence:** Miami, Fla. | Covington, Ind.


**Sox Acquisition:** Selected in the first round (third overall)

June 2014 First-Year Player Draft

**Contract Status:** Signed through 2020

**MLB Service:** 5.168

**Instagram:** @carlos\_rodon55 | **Twitter:** @CarlosRodon16



WHITE SOX OVERVIEW

MANAGER & COACHES

PLAYERS & ROSTER

2020 SEASON REVIEW

POSTSEASON HISTORY

MEDIA INFO. & MISC.

## 2020 SEASON

- Was limited by left shoulder soreness to four games and two starts in his sixth season with the White Sox.
- Made the White Sox Opening Day roster after the delayed start to the regular season allowed him to continue his recovery from Tommy John surgery in May 2019.
- Suffered the loss in his season debut on 7/28-2 at Cleveland ... allowed five runs on four hits over 3.2 IP in his first regular-season appearance since 5/1/19 vs. Baltimore.

- Left his second start on 8/3 at Milwaukee after just 2.0 scoreless IP with left shoulder soreness ... was placed on the 10-day injured list on 8/4 and transferred to the 45-day IL on 9/13.
- Was reinstated from the IL on 9/24 ... suffered the loss in relief that night at Cleveland, allowing a game-winning double to José Ramírez in the seventh inning (fourth MLB relief outing).
- Threw 1.2 hitless IP of relief in his final outing of the season on 9/27 vs. the Cubs.

## CAREER PITCHING RECORD

YEAR	CLUB	W-L	PCT	ERA	G	GS	CG	SHO	SV	IP	H	R	ER	HR	HB	BB-I	SO	WP	BK	AVG
2014	AZL White Sox	0-0	.000	6.00	2	1	0	0	0	3.0	4	2	2	0	0	0-0	5	0	0	.308
	Winston-Salem	0-0	.000	1.86	4	2	0	0	0	9.2	7	3	2	0	0	5-0	15	1	0	.189
	Charlotte	0-0	.000	3.00	3	3	0	0	0	12.0	9	4	4	0	1	8-0	18	0	0	.209
2015	Charlotte	1-0	1.000	3.60	2	2	0	0	0	10.0	8	5	4	0	2	4-0	13	1	0	.216
	WHITE SOX	9-6	.600	3.75	26	23	1	0	0	139.1	130	63	58	11	8	71-0	139	7	0	.251
2016	WHITE SOX	9-10	.474	4.04	28	28	0	0	0	165.0	176	82	74	23	6	54-3	168	11	1	.273
	Charlotte	0-1	.000	4.91	1	1	0	0	0	3.2	5	3	2	1	0	2-0	3	0	0	.313
2017	WHITE SOX	2-5	.286	4.15	12	12	0	0	0	69.1	64	35	32	12	3	31-0	76	4	0	.246
	Winston-Salem	0-1	.000	13.50	1	1	0	0	0	3.1	4	5	5	1	0	2-0	6	0	0	.286
	Charlotte	0-3	.000	9.22	3	3	0	0	0	13.2	17	15	14	0	0	7-0	11	1	0	.288
2018	Kannapolis	0-0	.000	1.80	1	1	0	0	0	5.0	3	1	1	0	0	0-0	6	0	0	.176
	Charlotte	1-0	1.000	1.42	3	3	0	0	0	12.2	10	2	2	0	0	5-0	22	2	0	.222
	WHITE SOX	6-8	.429	4.18	20	20	0	0	0	120.2	97	61	56	15	12	55-1	90	4	0	.220
2019	WHITE SOX	3-2	.600	5.19	7	7	0	0	0	34.2	33	22	20	4	1	17-0	46	5	0	.239
2020	WHITE SOX	0-2	.000	8.22	4	2	0	0	0	7.2	9	7	7	1	1	3-0	6	1	0	.290
<b>MINOR TOTALS</b>		<b>2-5</b>	<b>.286</b>	<b>4.44</b>	<b>20</b>	<b>17</b>	<b>0</b>	<b>0</b>	<b>0</b>	<b>73.0</b>	<b>67</b>	<b>40</b>	<b>36</b>	<b>2</b>	<b>3</b>	<b>33-0</b>	<b>99</b>	<b>5</b>	<b>0</b>	<b>.258</b>
<b>MLB TOTALS</b>		<b>29-33</b>	<b>.468</b>	<b>4.14</b>	<b>97</b>	<b>92</b>	<b>1</b>	<b>0</b>	<b>0</b>	<b>536.2</b>	<b>509</b>	<b>270</b>	<b>247</b>	<b>66</b>	<b>31</b>	<b>231-4</b>	<b>525</b>	<b>32</b>	<b>1</b>	<b>.251</b>

## CAREER TRANSACTIONS

- Selected by the White Sox in the first round (third overall) of the First-Year Player Draft (6/14).
- On White Sox injured list with a sprained left wrist (7/6-31/16); included rehab assignment to Class AAA Charlotte (7/25-31/16).
- On White Sox injured list with bursitis in his left biceps (4/2-6/29/17; retroactive to 4/2/17); included rehab assignments to Class A Winston-Salem and Class AAA Charlotte (6/6-29/17).
- On White Sox injured list with left shoulder inflammation (9/5/17-remainder of season).
- On White Sox injured list to continue left shoulder rehabilitation (3/26-6/9/18); included rehab assignments to Class A Kannapolis (5/19-24/18) and Class AAA Charlotte (5/24-6/9/18).
- On White Sox injured list for Tommy John surgery (5/2/19-remainder of season); transferred to the 60-day injured list (6/7/19).
- On White Sox injured list with left shoulder inflammation (8/4-9/23/20); transferred to 45-day injured list (9/13/20).

## CAREER PITCHING BREAKDOWN

**Quality Starts — Career:** 53; **2020:** 0; **2019:** 3; **2018:** 11; **2017:** 6; **2016:** 17; **2015:** 16.

**Club Record As Starter — Career:** 47-45; **2020:** 1-1; **2019:** 4-3; **2018:** 9-11; **2017:** 5-7; **2016:** 13-15; **2015:** 15-8.

**Starts Lasting At Least 6.0/7.0/8.0 IP — Career:** 59/20/6; **2020:** 0/0/0; **2019:** 3/0/0; **2018:** 14/8/3; **2017:** 6/3/1; **2016:** 21/4/1; **2015:** 15/5/1.

## CAREER FIELDING RECORD

POSITION	PCT	G	GS	TC	PO	A	E	DP
Pitcher	.970	97	92	66	13	51	2	2

## CAREER GAME BESTS AS STARTER

**STRIKEOUTS** — 11 (4x, last 8/4/17 at BOS., 7.2 IP) ... **IP** — 8.0 (6x, last 8/15/18 at DET) ... **CG** — 1 (8/17/15 at LAA; 8.0 IP)  
**SHO** — NONE ... **WINNING STREAK** — 5 games (2x, last 7/11-8/27/18) ... **CONSECUTIVE SCORELESS IP** — 14.0 (8/4-15/18)

# 66 JOSÉ RUIZ

RIGHT HANDED PITCHER | R-R | 6-1 | 250

**Given Name:** José Rafael Ruiz  
**2021 Opening Day Age:** 26 (October 21, 1994)  
**Birthplace and Residence:** Guacara, Venezuela  
**First Pro Contract:** San Diego Padres, signed as a free agent, July 2, 2011  
**Sox Acquisition:** Claimed off waivers from San Diego, December 22, 2017  
**Contract Status:** Signed through 2020  
**MLB Service:** 1.048  
**Instagram:** @joseruiz63



## 2020 SEASON

- Appeared in just five games in his fourth major-league season, and third with the White Sox.
- Opened 2020 on the injured list ... was reinstated from the IL and recalled from the Schaumburg training facility on 8/9.
- Made his season debut in game one of a doubleheader on 8/15 vs. St. Louis, tossing 1.0 scoreless IP.

- Tossed 1.0 perfect IP in his second outing on 8/17 vs. Detroit.
- Was optioned to Schaumburg on 8/18.
- Was recalled from Schaumburg a second time on 9/17.
- Tossed 1-2-3 outings on 9/18 and 9/20 at Cincinnati.
- Allowed a game-ending, three-run homer to José Ramírez on 9/22 at Cleveland, (snapped streak of 11 straight batters retired).
- Was optioned to Schaumburg for the remainder of the season on 9/25.

## CAREER PITCHING RECORD

YEAR	CLUB	W-L	PCT	ERA	G	GS	CG	SHO	SV	IP	H	R	ER	HR	HB	BB-I	SO	WP	BK	AVG
2016	Lake Elsinore	0-0	.000	0.00	1	0	0	0	0	1.0	0	0	0	0	0	1-0	1	0	0	.000
	AZL Padres	0-0	.000	0.00	1	0	0	0	0	0.2	0	0	0	0	0	2-0	1	1	0	.000
	Tri-City	2-0	1.000	0.00	9	0	0	0	2	10.2	3	0	0	0	0	2-0	12	0	0	.094
2017	SAN DIEGO	0-0	.000	0.00	1	0	0	0	0	1.0	0	0	0	0	0	1-0	1	0	0	.000
	Lake Elsinore	1-2	.333	5.98	44	0	0	0	2	49.2	57	34	33	7	2	25-0	45	6	0	.291
2018	Winston-Salem	0-0	.000	2.70	10	0	0	0	2	13.1	6	4	4	2	2	5-0	22	1	1	.130
	Birmingham	3-1	.750	3.18	33	0	0	0	14	45.1	33	18	16	2	1	19-1	55	6	0	.204
	WHITE SOX	0-0	.000	4.15	6	0	0	0	0	4.1	5	2	2	1	0	3-0	6	2	0	.278
2019	Charlotte	0-0	.000	1.26	11	0	0	0	7	14.1	9	2	2	0	1	7-0	15	1	0	.180
	WHITE SOX	1-4	.200	6.08	40	1	0	0	0	40.0	56	27	25	6	2	24-2	35	4	0	.335
2020	WHITE SOX	0-0	—	2.25	5	0	0	0	0	4.0	2	1	1	1	0	0-0	5	0	0	.143
<b>MINOR TOTALS</b>		<b>6-3</b>	<b>.667</b>	<b>3.67</b>	<b>109</b>	<b>0</b>	<b>0</b>	<b>0</b>	<b>27</b>	<b>135.0</b>	<b>108</b>	<b>58</b>	<b>55</b>	<b>11</b>	<b>6</b>	<b>61-1</b>	<b>151</b>	<b>15</b>	<b>1</b>	<b>.220</b>
<b>MLB TOTALS</b>		<b>1-4</b>	<b>.200</b>	<b>5.11</b>	<b>63</b>	<b>1</b>	<b>0</b>	<b>0</b>	<b>0</b>	<b>49.1</b>	<b>63</b>	<b>30</b>	<b>28</b>	<b>8</b>	<b>2</b>	<b>28-2</b>	<b>47</b>	<b>6</b>	<b>0</b>	<b>.312</b>

## CAREER TRANSACTIONS

- Signed by San Diego as a free agent (7/2/11).
- Claimed by the White Sox off waivers from San Diego (12/22/17).

## CAREER FIELDING RECORD

POSITION	PCT	G	GS	TC	PO	A	E	DP
Pitcher	.875	52	1	8	1	6	1	0

## CAREER GAME BESTS

**STRIKEOUTS** — 4 (8/24/19 vs. TEX, 1.1 IP) ... **INNINGS PITCHED** — 2.0 (5x, last on 9/7/19 vs. LAA)  
**WINNING STREAK** — NONE ... **CONSECUTIVE SCORELESS IP** — 5.2 (9/26/19-9/20/20)

# 5 YOLMER SÁNCHEZ

INFIELDER | S-R | 5-11 | 200

**Given Name:** Yolmer Carlos Sánchez

**2021 Opening Day Age:** 28 (June 29, 1992)

**Birthplace | Residence:** Maracay, Venez. | Litchfield Park, Ariz.

**First Pro Contract:** White Sox, signed as a free agent,  
May 6, 2009

**Sox Acquisition:** Signed as a free agent, August 26, 2020

**Contract Status:** Signed through 2020

**MLB Service:** 5.040

**Instagram:** @yolmersanchez5 | **Twitter:** @CarlosSan29



WHITE SOX OVERVIEW

MANAGER & COACHES

PLAYERS & ROSTER

2020 SEASON REVIEW

POSTSEASON HISTORY

MEDIA INFO. & MISC.

## 2020 SEASON

- Began the season in the San Francisco organization before being released and joining the White Sox in August.
- Signed with the Giants as a minor-league free agent on 1/28 ... was released on 8/21 after not appearing in a MLB game.
- Was signed by the White Sox on 8/26 and assigned to the Schaumburg training facility.
- Appeared in 11 games, including four starts at third base and one each at second and shortstop ... entered four games as a pinch-runner ... had his contract purchased on 8/31.
- Was 5-16 (.313) with three doubles, one homer, one RBI and five walks in his six starts.
- Made his 2020 debut as a pinch-runner on 8/31 at Minnesota and his first start as the third baseman on 9/1 at Target Field.
- Went 2-3 with two doubles and two walks on 9/6 at Kansas City ... marked his first hits of 2020, and his 12th career game reaching base four times.
- Connected on his first home run of 2020 on 9/24 at Cleveland.
- Made his first career pitching appearance on 9/25 vs. the Cubs (10-0 loss) ... allowed a Javier Báez homer in 1.0 IP.

## CAREER BATTING RECORD

YEAR	CLUB	AVG	G	AB	R	H	TB	2B	3B	HR	RBI	SH	SF	HB	BB	SO	SB	CS	OBP	SLG	E
2009	DSL White Sox	.156	22	32	7	5	5	0	0	0	3	1	0	1	8	10	1	0	.341	.156	0
2010	DSL White Sox	.269	52	156	26	42	54	5	2	1	18	1	1	4	41	26	7	3	.431	.346	8
2011	Bristol	.250	5	16	4	4	5	1	0	0	3	0	0	3	5	2	1	2	.500	.313	0
	Kannapolis	.288	63	264	44	76	91	10	1	1	27	7	1	7	15	49	7	8	.341	.345	7
2012	Winston-Salem	#.315	92	365	58	115	144	14	6	1	42	7	6	7	31	64	19	10	.374	.395	14
	Birmingham	.370	30	119	17	44	55	9	1	0	13	1	1	2	10	22	7	5	.424	.462	2
	Charlotte	.256	11	39	4	10	12	2	0	0	1	0	0	0	6	0	0	.256	.308	0	
2013	Charlotte	.241	112	432	50	104	128	20	2	0	28	11	3	4	29	76	16	7	.293	.296	17
2014	Charlotte	.293	110	437	60	128	180	19	6	7	57	10	6	5	36	84	16	4	.349	.412	10
	WHITE SOX	.250	28	100	6	25	30	5	0	0	5	0	1	0	3	25	1	1	.269	.300	1
2015	WHITE SOX	.224	120	389	40	87	127	23	1	5	31	6	1	5	19	81	2	2	.268	.326	5
	Charlotte	.344	29	131	17	45	61	10	0	2	17	1	0	1	4	28	5	2	.368	.466	3
2016	Charlotte	.255	61	235	31	60	99	11	2	3	29	4	2	2	17	55	10	4	.309	.421	4
	WHITE SOX	.208	53	154	15	32	55	9	1	4	21	2	1	1	5	42	0	1	.236	.357	3
2017	WHITE SOX	.267	141	484	63	129	200	19	8	12	59	7	4	4	35	111	8	9	.319	.413	9
2018	WHITE SOX	.242	155	600	62	145	223	34	10	8	55	2	3	8	49	138	14	6	.306	.372	14
2019	WHITE SOX	.252	149	496	59	125	159	20	4	2	43	3	7	5	44	117	5	4	.318	.321	9
2020	WHITE SOX	.313	11	16	7	5	11	3	0	1	1	0	0	0	5	5	0	0	.476	.688	1
<b>MINOR TOTALS</b>		<b>.284</b>	<b>587</b>	<b>2226</b>	<b>318</b>	<b>633</b>	<b>834</b>	<b>101</b>	<b>20</b>	<b>15</b>	<b>238</b>	<b>43</b>	<b>20</b>	<b>36</b>	<b>196</b>	<b>422</b>	<b>89</b>	<b>45</b>	<b>.349</b>	<b>.375</b>	<b>65</b>
<b>MLB TOTALS</b>		<b>.245</b>	<b>657</b>	<b>2239</b>	<b>252</b>	<b>548</b>	<b>805</b>	<b>113</b>	<b>24</b>	<b>32</b>	<b>215</b>	<b>20</b>	<b>17</b>	<b>23</b>	<b>160</b>	<b>519</b>	<b>30</b>	<b>23</b>	<b>.300</b>	<b>.360</b>	<b>42</b>

#Tied For League Lead

## CAREER TRANSACTIONS

- Signed by the White Sox as a free agent (5/6/09).
- On Class AAA Charlotte disabled list with a sprained right ankle (8/8-26/13).
- Signed by San Francisco as a free agent (1/28/20).
- Signed by the White Sox as a free agent (8/26/20).

## CAREER FIELDING RECORD

POSITION	PCT	G	GS	TC	PO	A	E	DP	POSITION	PCT	G	GS	TC	PO	A	E	DP
Second Base	.987	414	389	1781	722	1035	24	282	Third Base	.969	204	191	554	183	354	17	40
Shortstop	.978	16	10	46	15	30	1	8	Right Field	1.000	1	0	1	1	0	0	0
Pitcher	1.000	1	0	1	0	1	0	0									

## CAREER GAME BESTS | HOME RUN INFORMATION

**HITS** — 4 (9/20/19 at DET) ... **HR** — 1 (32x, last 9/24/20 at CLE) ... **RBI** — 4 (3x, last 6/26/18 vs. MIN)  
**RUNS** — 3 (3x, last 8/14/19 vs. HOU) ... **SB** — 2 (9/2/17 vs. T.B.) ... **HITTING STREAK** — 12 games (3x, last 8/13-24/19)  
**GAME-ENDING HOME RUNS** — NONE ... **GRAND SLAMS** — NONE ... **MULTIHOMER GAMES** — NONE  
**PINCH HOMERS** — NONE ... **INSIDE-THE-PARK HOMERS** — NONE ... **LEADOFF HOME RUNS** — 2 (last 9/7/17 vs. CLE)



# 53 JONATHAN STIEVER

RIGHT-HANDED PITCHER | R-R | 6-2 | 215

**Given Name:** Jonathan Alan Stiever  
**2021 Opening Day Age:** 23 (May 12, 1997)  
**Birthplace and Residence:** Cedarburg, Wis.  
**Sox Acquisition:** Selected in the fifth round, June 2018 First-Year Player Draft  
**Contract Status:** Signed through 2020  
**MLB Service:** 0.017  
**Instagram:** @jonathanstiever | **Twitter:** @JonathanStiever



## 2020 SEASON

- Made two starts in his first major-league season with Chicago.
- Had his contract purchased from the Schaumburg training facility on 9/13 ... made his MLB debut that day in a start vs. Detroit ... received a ND after allowing one run on two hits with two walks and three strikeouts in 3.2 IP ... walked two and gave up two hits in the first but retired the final nine batters faced ... struck out Daz Cameron in the first for his first career punchout.

- Suffered his first loss on 9/18 at Cincinnati after allowing six runs on five hits, including four homers, in 2.2 IP.
- Was optioned to Schaumburg on 9/19 to make room for Dallas Keuchel ... did not return to the major-league roster.
- **Preseason Baseball America Rankings:** No. 6 prospect, possessing the Best Curveball and Best Control in Sox system.
- **Preseason MLB.com Rankings:** White Sox No. 5 prospect.

## CAREER PITCHING RECORD

YEAR	CLUB	W-L	PCT	ERA	G	GS	CG	SHO	SV	IP	H	R	ER	HR	HB	BB-I	SO	WP	BK	AVG
2018	Great Falls	0-1	.000	4.18	13	13	0	0	0	28.0	23	13	13	3	3	9-0	39	1	0	.223
2019	Kannapolis	4-6	.400	4.74	14	14	0	0	0	74.0	88	43	39	10	3	14-0	77	8	0	.293
	Winston-Salem	6-4	.600	2.15	12	12	0	0	0	71.0	56	17	17	7	2	13-0	77	3	0	.216
2020	WHITE SOX	0-1	.000	9.95	2	0	0	0	0	6.1	7	7	7	4	0	4-0	3	0	0	.280
<b>MINOR TOTALS</b>		<b>10-11</b>	<b>.476</b>	<b>3.59</b>	<b>39</b>	<b>39</b>	<b>0</b>	<b>0</b>	<b>0</b>	<b>173.0</b>	<b>167</b>	<b>73</b>	<b>69</b>	<b>20</b>	<b>8</b>	<b>36-0</b>	<b>193</b>	<b>12</b>	<b>0</b>	<b>.252</b>
<b>MLB TOTALS</b>		<b>0-1</b>	<b>.000</b>	<b>9.95</b>	<b>2</b>	<b>0</b>	<b>0</b>	<b>0</b>	<b>0</b>	<b>6.1</b>	<b>7</b>	<b>7</b>	<b>7</b>	<b>4</b>	<b>0</b>	<b>4-0</b>	<b>3</b>	<b>0</b>	<b>0</b>	<b>.280</b>

## CAREER TRANSACTIONS

— Selected by the White Sox in the fifth round of the First-Year Player Draft (6/18).

## CAREER FIELDING RECORD

POSITION	PCT	G	GS	TC	PO	A	E	DP
Pitcher	—	2	2	0	0	0	0	0

# 25 ANDREW VAUGHN

FIRST BASEMAN | R-R | 6-0 | 215

**Given Name:** Andrew Clayton Vaughn  
**Opening Day Age:** 21 (April 3, 1998)  
**Birthplace | Residence:** Santa Rosa, Calif. | Litchfield Park, Ariz.  
**Sox Acquisition:** Selected in the first round (third overall) June 2019 First-Year Player Draft  
**Contract Status:** Signed through 2020  
**MLB Service:** 0.000  
**Instagram:** @avaughn403 | **Twitter:** @avaughn403



## 2020 SEASON

- Spent the entire season at the Schaumburg training facility.
- **Preseason Baseball America Rankings:** No. 2 prospect in Sox system; No. 30 overall and No. 1 1B prospect in baseball.

- **Preseason MLB.com Rankings:** No. 2 prospect in the White Sox system; No. 16 overall and No. 1 first base prospect in baseball.

## CAREER BATTING RECORD

YEAR	CLUB	AVG	G	AB	R	H	TB	2B	3B	HR	RBI	SH	SF	HB	BB	SO	SB	CS	OBP	SLG	E
2019	AZL White Sox	.600	3	15	3	9	14	2	0	1	4	0	0	1	0	3	0	0	.625	.933	0
	Kannapolis	.253	23	83	14	21	34	7	0	2	11	0	1	5	14	18	0	0	.388	.410	2
	Winston-Salem	.252	29	107	16	27	44	8	0	3	21	0	2	1	16	17	0	1	.349	.411	0
<b>MINOR TOTALS</b>		<b>.278</b>	<b>55</b>	<b>205</b>	<b>33</b>	<b>57</b>	<b>92</b>	<b>17</b>	<b>0</b>	<b>6</b>	<b>36</b>	<b>0</b>	<b>3</b>	<b>7</b>	<b>30</b>	<b>38</b>	<b>0</b>	<b>1</b>	<b>.384</b>	<b>.449</b>	<b>2</b>

## CAREER TRANSACTIONS

— Selected by the White Sox in the first round (third overall) in the First-Year Player Draft (6/19).

# OTHERS TO APPEAR WITH SOX IN 2020

## RHP DREW ANDERSON

● Appeared in one game with the White Sox ... had his contract purchased from the Schaumburg training facility on 8/8 ... made his Sox debut in relief that afternoon vs. Cleveland (4 ER/1.1 IP) ... was DFA on 8/9, outrighted on 8/11 and released on 9/3.

### 2020 WHITE SOX STATISTICS

YEAR	CLUB	W-L	PCT	ERA	G	GS	CG	SHO	SV	IP	H	R	ER	HR	HB	BB-I	SO	WP	BK	AVG
2020	WHITE SOX	0-1	.000	40.50	1	0	0	0	0	1.1	4	6	6	2	0	2-0	2	1	0	.500

## RHP STEVE CISHEK

● Made 22 relief appearances in his first season with the White Sox before being designated for assignment and released in September ... made his Sox debut on 7/25 vs. Minnesota (1 ER/1.0 IP) ... allowed at least one run in four consecutive appearances from 8/1-8 (6 ER/3.1 IP) ... struck out three on 8/8 vs. Cleveland and 9/1 at Minnesota ... owned a 4.32 ERA (4 ER/8.1 IP) and .242/.359/.515 (8-33) slash line with two homers, five walks and 11 strikeouts over his last eight games from 8/30-9/20 ... suffered a blown save on 8/30 vs. Kansas City, allowing a game-tying homer to Whit Merrifield in the eighth ... recorded his 600th career strikeout on 9/6 at Kansas City ... tossed a season-high 1.2 scoreless IP on 9/20 at Cincinnati ... was DFA on 9/24 and released on 9/28.

### 2020 WHITE SOX STATISTICS

YEAR	CLUB	W-L	PCT	ERA	G	GS	CG	SHO	SV	IP	H	R	ER	HR	HB	BB-I	SO	WP	BK	AVG
2020	WHITE SOX	0-0	—	5.40	22	0	0	0	0	20.0	21	12	12	4	4	9-0	21	0	0	.269

## INF CHESLOR CUTHBERT

● Appeared in one game with Chicago after making the club's Opening Day roster ... made his Sox debut as a PH on 7/26 vs. Minnesota ... was DFA on 7/27 and outrighted to the Schaumburg training facility on 7/29 ... had his contract purchased from Schaumburg on 8/15 ... did not appear in a game and was DFA again on 8/19 ... was outrighted to Schaumburg for the remainder of the season.

### 2020 WHITE SOX STATISTICS

YEAR	CLUB	AVG	G	AB	R	H	TB	2B	3B	HR	RBI	SH	SF	HB	BB	SO	SB	CS	OBP	SLG	E
2020	WHITE SOX	.000	1	1	0	0	0	0	0	0	0	0	0	0	0	0	0	0	.000	.000	0

## OF NICKY DELMONICO

● Appeared in six games with Chicago ... made four starts in right field and two in left ... was the White Sox starting right fielder on Opening Day (7/24) vs. Minnesota ... marked his second career OD start (2018 at Kansas City) ... was optioned to the Schaumburg training facility on 8/6 ... was recalled by the Sox on 8/20 ... was optioned back to Schaumburg on 8/22 and DFA on 8/28 following the acquisition of OF Jarrod Dyson from Pittsburgh ... was outrighted to Schaumburg on 9/1 and did not return to the major-league roster.

### 2020 WHITE SOX STATISTICS

YEAR	CLUB	AVG	G	AB	R	H	TB	2B	3B	HR	RBI	SH	SF	HB	BB	SO	SB	CS	OBP	SLG	E
2020	WHITE SOX	.150	6	20	0	3	3	0	0	0	3	0	0	0	2	2	0	0	.227	.150	0

## LHP BERNARDO FLORES JR.

● Made two appearances in his first MLB season ... was recalled from the Schaumburg training facility as the 29th man for a DH on 8/15 vs. St. Louis (was returned following Game 2) ... was recalled on 9/3 and made his debut that night at Kansas City ... allowed two runs with one strikeout (Meibrys Viloria) in 1.0 IP ... was optioned back to Schaumburg on 9/15.

### 2020 WHITE SOX STATISTICS

YEAR	CLUB	W-L	PCT	ERA	G	GS	CG	SHO	SV	IP	H	R	ER	HR	HB	BB-I	SO	WP	BK	AVG
2020	WHITE SOX	0-0	.000	9.00	2	0	0	0	0	2.0	4	2	2	0	0	0-0	2	0	0	.400

## INF RYAN GOINS

● Appeared in 14 games with Chicago ... did not record a hit in nine at-bats ... was signed as a free agent and assigned to the Schaumburg training facility on 7/23 ... had his contract purchased on 7/27 ... entered each of his first four games as a pinch runner ... made his season debut on 7/28-1 at Cleveland ... made his only starts on 8/12 at Detroit and 8/21 at the Cubs ... was DFA on 8/31.

### 2020 WHITE SOX STATISTICS

YEAR	CLUB	AVG	G	AB	R	H	TB	2B	3B	HR	RBI	SH	SF	HB	BB	SO	SB	CS	OBP	SLG	E
2020	WHITE SOX	.000	14	9	4	0	0	0	0	0	0	0	0	0	1	1	0	0	.000	.000	0

## RHP IAN HAMILTON

● Appeared in four games with the Sox before being claimed off waivers in September ... was recalled from the Schaumburg training facility on 7/27 ... made his season debut on 7/28-2 at Cleveland (1.0 scoreless IP) ... was placed on the 10-day IL on 8/15 (retro to 8/12) with right shoulder soreness ... was reinstated and optioned on 8/22 ... was claimed off waivers by Seattle on 9/25.

### 2020 WHITE SOX STATISTICS

YEAR	CLUB	W-L	PCT	ERA	G	GS	CG	SHO	SV	IP	H	R	ER	HR	HB	BB-I	SO	WP	BK	AVG
2020	WHITE SOX	0-0	.000	4.50	0	0	0	0	0	4.0	4	2	2	0	0	0-0	4	0	0	.267

## RHP KELVIN HERRERA

● Appeared in just two games with the White Sox ... retired the only batter he faced in his season debut on 7/24 (Opening Day) vs. Minnesota ... allowed four runs, including two homers, on 7/26 vs. the Twins ... was DFA on 7/31 and released on 8/2.

### 2020 WHITE SOX STATISTICS

YEAR	CLUB	W-L	PCT	ERA	G	GS	CG	SHO	SV	IP	H	R	ER	HR	HB	BB-I	SO	WP	BK	AVG
2020	WHITE SOX	0-0	.000	15.43	0	0	0	0	0	2.1	3	4	4	2	0	1-0	3	0	0	.300

# OTHERS TO APPEAR WITH SOX IN 2020

## RHP BRADY LAIL

● Made one appearance with the White Sox and was claimed off waivers by Seattle on 8/10 ... had his contract purchased from the Schaumburg training facility on 8/4 ... made his Sox debut on 8/6 vs. Milwaukee (1.1 scoreless IP) ... was DFA on 8/8.

### 2020 WHITE SOX STATISTICS

YEAR	CLUB	W-L	PCT	ERA	G	GS	CG	SHO	SV	IP	H	R	ER	HR	HB	BB-I	SO	WP	BK	AVG
2020	WHITE SOX	0-0	.000	0.00	1	1	0	0	0	1.1	2	0	0	0	0	0-0	1	0	0	.333

## RHP ALEX McRAE

● Had his contract purchased from the Schaumburg training facility on 9/5 ... made his Sox debut on 9/6 at Kansas City, working a scoreless ninth ... retired all six batters on 9/12 vs. Detroit ... was optioned back to Schaumburg on 9/13 for the remainder of 2020.

### 2020 WHITE SOX STATISTICS

YEAR	CLUB	W-L	PCT	ERA	G	GS	CG	SHO	SV	IP	H	R	ER	HR	HB	BB-I	SO	WP	BK	AVG
2020	WHITE SOX	0-0	.000	0.00	2	0	0	0	0	3.0	1	0	0	0	0	0-0	2	0	0	.100





# 40-MAN ROSTER & INJURED LIST (AS OF 9/29/20)

WHITE SOX OVERVIEW

MANAGER & COACHES

PLAYERS & ROSTER

2020 SEASON REVIEW

POSTSEASON HISTORY

MEDIA INFO. & MISC.

No.	Pitchers (20)	B	T	Ht.	Wt.	Born	Birthplace	Residence
39	Aaron Bummer	L	L	6-3	215	9/21/93	Valencia, Calif.	Omaha, Neb.
62	Zack Burdi	R	R	6-3	210	3/9/95	Downers Grove, Ill.	Downers Grove, Ill.
84	Dylan Cease	R	R	6-2	200	12/28/95	Milton, Ga.	Ball Ground, Ga.
48	Alex Colomé	R	R	6-1	225	12/31/88	Santo Domingo, D.R.	San Pedro de Macorís, D.R.
50	Jimmy Cordero	R	R	6-4	235	10/19/91	San Cristóbal, D.R.	Reading, Pa.
45	Garrett Crochet	L	L	6-6	220	6/21/99	Ocean Springs, Miss.	Ocean Springs, Miss.
51	Dane Dunning	R	R	6-4	225	12/20/94	Orange Park, Fla.	Fleming Island, Fla.
67	Bernardo Flores Jr.	L	L	6-4	190	8/23/95	Pomona, Calif.	Baldwin Park, Calif.
63	Matt Foster	R	R	6-0	210	1/27/95	Opelika, Ala.	Valley, Ala.
57	Jace Fry	L	L	6-1	220	7/9/93	Portland, Ore.	Vancouver, Wash.
27	Lucas Giolito	R	R	6-6	245	7/14/94	Santa Monica, Calif	Hermosa Beach, Calif.
47	Gio González	R	L	6-0	205	7/19/85	Hialeah, Fla.	Hialeah, Fla.
65	Codi Heuer	R	R	6-5	205	7/3/96	Missoula, Mont.	Houston, Tex.
60	Dallas Keuchel	L	L	6-2	220	1/1/88	Tulsa, Okla.	Tulsa, Okla.
40	Reynaldo López	R	R	6-1	220	1/4/94	San Pedro de Macorís, D.R.	San Pedro de Macorís, D.R.
43	Evan Marshall	R	R	6-2	235	4/18/90	Sunnyvale, Calif.	Wichita, Kan.
64	Alex McRae	R	R	6-2	220	4/6/93	West Allis, Wis.	Delafield, Wis.
55	Carlos Rodón	L	L	6-3	250	12/10/92	Miami, Fla.	Covington, Ind.
66	José Ruiz	R	R	6-1	250	10/21/94	Guacara, Venezuela	Guacara, Venezuela
53	Jonathan Stiever	R	R	6-2	215	5/12/97	Cedarburg, Wis.	Cedarburg, Wis.

No.	Catchers (5)	B	T	Ht.	Wt.	Born	Birthplace	Residence
38	Zack Collins	L	R	6-3	230	2/6/95	Pembroke Pines, Fla.	Fort Lauderdale, Fla.
24	Yasmani Grandal	S	R	6-2	230	11/8/88	Havana, Cuba	Peoria, Ariz.
33	James McCann	R	R	6-3	225	6/13/90	Santa Barbara, Calif.	Franklin, Tenn.
49	Yermín Mercedes	R	R	5-11	245	2/14/93	La Romana, D.R.	Orlando, Fla.
44	Seby Zavala	R	R	5-11	210	8/28/93	Fort Hood, Texas	San Diego, Calif.

No.	Infielders (6)	B	T	Ht.	Wt.	Born	Birthplace	Residence
79	José Abreu	R	R	6-3	245	1/29/87	Cienfuegos, Cuba	Miami, Fla.
7	Tim Anderson	R	R	6-1	190	6/23/93	Tuscaloosa, Ala.	Flossmoor, Ill.
1	Nick Madrigal	R	R	5-8	175	5/5/97	Elk Grove, Calif.	Glendale, Ariz.
20	Danny Mendick	R	R	5-10	185	9/28/93	Rochester, N.Y.	Rochester N.Y.
10	Yoán Moncada	S	R	6-2	225	5/27/95	Cienfuegos, Cuba	Gulfport, Fla.
5	Yolmer Sánchez	S	R	5-11	200	6/29/92	Maracay, Venezuela	Litchfield Park, Ariz.

No.	Outfielders (8)	B	T	Ht.	Wt.	Born	Birthplace	Residence
77	Micker Adolfo	R	R	6-4	240	9/11/96	San Pedro de Macorís, D.R.	San Pedro de Macorís, D.R.
32	Jarrod Dyson	L	R	5-9	165	8/15/84	McComb, Miss.	McComb, Miss.
15	Adam Engel	R	R	6-2	215	12/9/91	Cincinnati, Ohio	Loveland, Ohio
37	Luis González	L	L	6-1	180	9/10/95	Hermosillo, Mexico	Mesa, Ariz.
74	Eloy Jiménez	R	R	6-4	235	11/27/96	Santo Domingo, D.R.	Santo Domingo, D.R.
30	Nomar Mazara	L	L	6-4	215	4/26/95	Santo Domingo, D.R.	Dallas, Texas
88	Luis Robert	R	R	6-2	210	8/3/97	Ciego de Ávila, Cuba	Tampa, Fla.
76	Blake Rutherford	L	R	6-3	210	5/2/97	Morristown, N.J.	Simi Valley, Calif.

No.	DH (1)	B	T	Ht.	Wt.	Born	Birthplace	Residence
23	Edwin Encarnación	R	R	6-1	230	1/7/83	La Romana, D.R.	Orlando, Fla.

No.	Injured List (2)	B	T	Ht.	Wt.	Born	Birthplace	Residence
28	INF Leury García#	S	R	5-8	185	3/18/91	Santiago, D.R.	Peoria, Ariz.
58	RHP Jimmy Lambert#	R	R	6-2	190	11/18/94	Arcadia, Calif.	San Dimas, Calif.

# = 45-Day IL; Not on 40-man Roster

## 40-MAN NUMERICAL ROSTER (AS OF SEPTEMBER 29, 2020)

1	Nick Madrigal   2B	30	Nomar Mazara   OF	47	Gio González   LHP	63	Matt Foster   RHP
5	Yolmer Sánchez   INF	32	Jarrod Dyson   OF	48	Alex Colomé   RHP	65	Codi Heuer   RHP
7	Tim Anderson   SS	33	James McCann   C	49	Yermín Mercedes   C	66	José Ruiz   RHP
10	Yoán Moncada   3B	37	Luis González   OF	50	Jimmy Cordero   RHP	67	Bernardo Flores Jr.   LHP
15	Adam Engel   OF	38	Zack Collins   C	51	Dane Dunning   RHP	74	Eloy Jiménez   OF
20	Danny Mendick   INF	39	Aaron Bummer   LHP	53	Jonathan Stiever   RHP	76	Blake Rutherford   OF
23	Edwin Encarnación   DH	40	Reynaldo López   LHP	55	Carlos Rodón   LHP	77	Micker Adolfo   OF
24	Yasmani Grandal   C	43	Evan Marshall   RHP	57	Jace Fry   LHP	79	José Abreu   1B
27	Lucas Giolito   RHP	44	Seby Zavala   C	60	Dallas Keuchel   LHP	84	Dylan Cease   RHP
28	INF Leury García   INF	45	Garrett Crochet   LHP	62	Zack Burdi   RHP	88	Luis Robert   OF



José Abreu is the first player to lead the American League in RBI in back-to-back seasons since Boston's David Ortiz in 2005-06.

# 2020 REVIEW

# MAJOR LEAGUE STANDINGS

AL East	W	L	Pct.	GB	L10	Home	Road	vs.R	vs.L	Xtra	vs.E	vs.C	vs.W	RS	RA	Diff.	Streak
Tampa Bay	40	20	.667	-	8-2	20-9	20-11	31-12	9-8	4-3	27-13	0-0	0-0	289	229	60	W4
NY Yankees	33	27	.550	7.0	4-6	22-9	11-18	26-19	7-8	5-2	23-17	0-0	0-0	315	270	45	L1
Toronto	32	28	.533	8.0	6-4	17-9	15-19	20-20	12-8	5-6	22-18	0-0	0-0	302	312	-10	L1
Baltimore	25	35	.417	15.0	3-7	13-20	12-15	18-29	7-6	4-4	14-26	0-0	0-0	274	294	-20	W1
Boston	24	36	.400	16.0	6-4	11-20	13-16	17-19	7-17	0-4	14-26	0-0	0-0	292	351	-59	W2
AL Central	W	L	Pct.	GB	L10	Home	Road	vs.R	vs.L	Xtra	vs.E	vs.C	vs.W	RS	RA	Diff.	Streak
Minnesota	36	24	.600	-	6-4	24-7	12-17	27-17	9-7	3-1	0-0	23-17	0-0	269	215	54	L1
Cleveland	35	25	.583	1.0	8-2	18-12	17-13	27-20	8-5	4-2	0-0	23-17	0-0	248	209	39	W1
<b>White Sox</b>	<b>35</b>	<b>25</b>	<b>.583</b>	<b>1.0</b>	<b>2-8</b>	<b>18-12</b>	<b>17-13</b>	<b>21-25</b>	<b>14-0</b>	<b>1-2</b>	<b>0-0</b>	<b>25-15</b>	<b>0-0</b>	<b>306</b>	<b>246</b>	<b>60</b>	<b>L1</b>
Kansas City	26	34	.433	10.0	5-5	15-15	11-19	22-27	4-7	1-2	0-0	17-23	0-0	248	272	-24	W1
Detroit	23	35	.397	12.0	2-8	12-15	11-20	16-31	7-4	1-2	0-0	12-28	0-0	249	318	-69	L1
AL West	W	L	Pct.	GB	L10	Home	Road	vs.R	vs.L	Xtra	vs.E	vs.C	vs.W	RS	RA	Diff.	Streak
Oakland	36	24	.600	-	5-5	22-10	14-14	25-21	11-3	6-1	0-0	0-0	26-14	274	232	42	W1
Houston	29	31	.483	7.0	4-6	20-8	9-23	17-21	12-10	2-7	0-0	0-0	19-21	279	275	4	L3
Seattle	27	33	.450	9.0	5-5	14-10	13-23	19-21	8-12	2-3	0-0	0-0	20-20	254	303	-49	L1
LA Angels	26	34	.433	10.0	6-4	16-15	10-19	17-24	9-10	3-5	0-0	0-0	19-21	294	321	-27	L3
Texas	22	38	.367	14.0	4-6	16-14	6-24	15-23	7-15	2-2	0-0	0-0	16-24	224	312	-88	W3
NL East	W	L	Pct.	GB	L10	Home	Road	vs.R	vs.L	Xtra	vs.E	vs.C	vs.W	RS	RA	Diff.	Streak
Atlanta	35	25	.583	-	6-4	19-11	16-14	27-21	8-4	2-3	24-16	0-0	0-0	348	288	60	L2
Miami	31	29	.517	4.0	5-5	11-15	20-14	24-17	7-12	3-2	21-19	0-0	0-0	263	304	-41	W1
Philadelphia	28	32	.467	7.0	3-7	19-13	9-19	15-23	13-9	3-2	21-19	0-0	0-0	306	311	-5	L3
NY Mets	26	34	.433	9.0	3-7	12-17	14-17	18-20	8-14	1-4	17-23	0-0	0-0	286	308	-22	L3
Washington	26	34	.433	9.0	7-3	15-18	11-16	15-28	11-6	4-1	17-23	0-0	0-0	293	301	-8	W3
NL Central	W	L	Pct.	GB	L10	Home	Road	vs.R	vs.L	Xtra	vs.E	vs.C	vs.W	RS	RA	Diff.	Streak
Chicago-NL	34	26	.567	-	4-6	19-14	15-12	27-22	7-4	3-1	0-0	22-18	0-0	265	240	25	W1
St. Louis	30	28	.517	3.0	6-4	14-13	16-15	26-21	4-7	1-3	0-0	22-18	0-0	240	229	11	W1
Cincinnati	31	29	.517	3.0	7-3	16-13	15-16	24-23	7-6	2-0	0-0	21-19	0-0	243	243	0	W1
Milwaukee	29	31	.483	5.0	5-5	15-14	14-17	18-24	11-7	3-2	0-0	19-21	0-0	247	264	-17	L1
Pittsburgh	19	41	.317	15.0	4-6	13-19	6-22	17-31	2-10	1-5	0-0	16-24	0-0	219	298	-79	L1
NL West	W	L	Pct.	GB	L10	Home	Road	vs.R	vs.L	Xtra	vs.E	vs.C	vs.W	RS	RA	Diff.	Streak
LA Dodgers	43	17	.717	-	8-2	21-9	22-8	30-12	13-5	5-1	0-0	0-0	27-13	349	213	136	W4
San Diego	37	23	.617	6.0	5-5	21-11	16-12	27-13	10-10	4-0	0-0	0-0	24-16	325	241	84	W3
San Francisco	29	31	.483	14.0	4-6	19-14	10-17	15-21	14-10	2-3	0-0	0-0	18-22	299	297	2	L3
Colorado	26	34	.433	17.0	4-6	12-18	14-16	16-24	10-10	1-2	0-0	0-0	17-23	275	353	-78	L1
Arizona	25	35	.417	18.0	6-4	16-14	9-21	20-24	5-11	0-3	0-0	0-0	14-26	269	295	-26	W1

WHITE SOX OVERVIEW

MANAGER & COACHES

PLAYERS & ROSTER

2020 SEASON REVIEW

POSTSEASON HISTORY

MEDIA INFO. & MISC.

## AMAZING IN AUGUST

● José Abreu and Luis Robert were named American League Player and Rookie of the Month for July/August ... Abreu hit .315/.359/.636 with 10 doubles, 12 home runs, 32 RBI and 24 runs scored for his third career Player monthly honor (also April and July 2014) ... Robert batted .298/.348/.612 with eight doubles, 10 home runs, 24 RBI and 22 runs scored to join Abreu (April 2014) as Sox players to win the award in their first full month in the majors.

● The White Sox went 19-9 (.679) in August, their most wins in the month since 1983 (22-9) and highest winning percentage in any month since April 2016 (17-8, .680).

● The Sox also hit a franchise-record 54 home runs in August, and led the major leagues in average (.278), slugging percentage (.498), OPS (.840) and runs per game (5.5). Abreu and Eloy Jiménez became the first teammates in Sox history to hit 10-plus homers in a single month (STATS).



# 2020 DAY-BY-DAY

WHITE SOX OVERVIEW

MANAGER & COACHES

PLAYERS & ROSTER

2020 SEASON REVIEW

POSTSEASON HISTORY

MEDIA INFO. & MISC.

No.	Date	H/R	WL	Final Score	Winner	Loser	W-L	GA-GB	Att.	Cum.	Time
1	7/24	H/N	L	Min. 10, <b>Sox 5</b>	May	<b>Giolito</b>	0-1	T3/-1.0	—	—	3:31
2	7/25	H/D	W	<b>Sox 10</b> , Min. 3	<b>Keuchel</b>	Dobnak	1-1	T1/—	—	—	3:17
3	7/26	H/D	L	Min. 14, <b>Sox 2</b>	Maeda	<b>López</b>	1-2	T4/-1.0	—	—	3:38
7/27 R/N at Cleveland Postponed due to rain; rescheduled as part of a straight doubleheader on 7/28											
4	7/28	R/D	L	Cle. 4, <b>Sox 3</b>	Civale	<b>Cease</b>	1-3	5/-2.0	—	—	3:15
5	7/28	R/N	L	Cle. 5, <b>Sox 3</b>	Plutko	<b>Rodón</b>	1-4	5/-3.0	—	—	2:43
6	7/29	R/N	W	<b>Sox 4</b> , Cle. 0	<b>Bummer (R)</b>	Hand (R)	2-4	T4/-2.5	—	—	2:57
7	7/31	R/N	W	<b>Sox 3</b> , K.C. 2	<b>Keuchel</b>	Bubic	3-4	3/-2.0	—	—	2:56
<b>JULY RECORD: 3-4</b>											
8	8/1	R/N	W	<b>Sox 11</b> , K.C. 5	<b>Foster (R)</b>	Bolaños	4-4	4/-2.0	—	—	3:44
9	8/2	R/D	W	<b>Sox 9</b> , K.C. 2	<b>Cease</b>	Barlow (R)	5-4	2/-2.0	—	—	3:01
10	8/3	R/N	W	<b>Sox 6</b> , Mil. 4	<b>Detwiler (R)</b>	Phelps (R)	6-4	2/-2.0	—	—	3:43
11	8/4	R/N	W	<b>Sox 3</b> , Mil. 2	<b>Giolito</b>	Williams (R)	7-4	2-2.0	—	—	3:14
12	8/5	H/N	L	Mil. 1, <b>Sox 0</b>	Houser	<b>Keuchel</b>	7-5	2/-3.0	—	—	2:21
13	8/6	H/N	L	Mil. 8, <b>Sox 3</b>	Lindblom	<b>González</b>	7-6	3/-3.0	—	—	3:41
14	8/7	H/N	W	<b>Sox 2</b> , Cle. 0	<b>Cease</b>	Civale	8-6	2/-2.0	—	—	2:48
15	8/8	H/D	L	Cle. 7, <b>Sox 1</b>	Plesac	<b>Anderson (R)</b>	8-7	4/-2.0	—	—	3:11
16	8/9	H/D	L	Cle. 5, <b>Sox 4</b> (10)	Maton (R)	<b>Cordero (R)</b>	8-8	4/-2.0	—	—	3:20
17	8/10	R/N	L	Det. 5, <b>Sox 1</b>	Norris (R)	<b>Keuchel</b>	8-9	4/-3.0	—	—	2:47
18	8/11	R/N	W	<b>Sox 8</b> , Det. 4	<b>Foster (R)</b>	Alexander	9-9	4/-2.0	—	—	2:51
19	8/12	R/D	W	<b>Sox 7</b> , Det. 5	<b>Cease</b>	Boyd	10-9	T3/-2.0	—	—	3:12
8/14 H/N vs. St. Louis Postponed; rescheduled as part of a straight doubleheader on 8/15											
20	8/15	H/D	L	St.L. 5, <b>Sox 1</b>	Wainwright	<b>Giolito</b>	10-10	4/-3.0	—	—	2:19
21	8/15	H/D	L	St.L. 6, <b>Sox 3</b>	Cabrera (R)	<b>Marshall (R)</b>	10-11	4/-3.0	—	—	2:30
22	8/16	H/D	W	<b>Sox 7</b> , STL 2	<b>Keuchel</b>	Hudson	11-11	3/-3.0	—	—	2:52
23	8/17	H/N	W	<b>Sox 7</b> , Det. 2	<b>Heuer (R)</b>	Boyd	12-11	3/-3.0	—	—	3:12
24	8/18	H/N	W	<b>Sox 10</b> , Det. 4	<b>Cease</b>	Skubal	13-11	3/-3.0	—	—	3:00
25	8/19	H/N	W	<b>Sox 5</b> , Det. 3	<b>Marshall (R)</b>	Soto (R)	14-11	3/-2.0	—	—	2:31
26	8/20	H/N	W	<b>Sox 9</b> , Det. 0	<b>Giolito</b>	Turnbull	15-11	3/-2.0	—	—	2:56
27	8/21	R/N	W	<b>Sox 10</b> , Cubs 1	<b>Keuchel</b>	Lester	16-11	3/-1.0	—	—	2:54
28	8/22	R/N	W	<b>Sox 7</b> , Cubs 4	<b>González (R)</b>	Hendricks	17-11	3/-1.0	—	—	3:33
29	8/23	R/D	L	Cubs 2, <b>Sox 1</b>	Darvish	<b>Cease</b>	17-12	3/-2.0	—	—	3:15
30	8/25	H/N	W	<b>Sox 4</b> , Pit. 0	<b>Giolito (C)</b>	Braut	18-12	T2/-1.5	—	—	2:23
31	8/26	H/N	W	<b>Sox 10</b> , Pit. 3	<b>Keuchel</b>	Williams	19-12	T2/-0.5	—	—	2:41
32	8/28	H/N	W	<b>Sox 6</b> , K.C. 5	<b>Colomé (R)</b>	Kennedy (R)	20-12	T1/—	—	—	3:59
33	8/29	H/D	L	K.C. 9, <b>Sox 6</b>	Newberry (R)	<b>Burdi (R)</b>	20-13	2/-1.0	—	—	3:33
34	8/30	H/D	W	<b>Sox 5</b> , K.C. 2 (10)	<b>Foster (R)</b>	Zuber (R)	21-13	T1/—	—	—	3:38
35	8/31	R/N	W	<b>Sox 8</b> , Min. 5	<b>Foster (R)</b>	Rogers (R)	22-13	1/+1.0	—	—	3:43
<b>AUGUST RECORD: 19-9</b>											
36	9/1	R/N	L	Min. 3, <b>Sox 2</b>	Thielbar (R)	<b>Cordero (R)</b>	22-14	T1/—	—	—	3:12
37	9/2	R/N	L	Min. 8, <b>Sox 1</b>	Berrios	<b>López</b>	22-15	2/-1.0	—	—	3:23
38	9/3	R/N	W	<b>Sox 11</b> , K.C. 6	<b>Cease</b>	Duffy	23-15	2/-0.5	—	—	3:18
39	9/4	R/N	W	<b>Sox 7</b> , K.C. 4	<b>Heuer (R)</b>	Singer	24-15	1/+0.5	—	—	3:42
40	9/5	R/N	W	<b>Sox 5</b> , K.C. 3	<b>Giolito</b>	Bubic	25-15	1/+0.5	—	—	3:10
41	9/6	R/D	W	<b>Sox 8</b> , K.C. 2	<b>Keuchel</b>	Harvey	26-15	T1/—	—	—	3:34
42	9/8	R/N	L	Pit. 5, <b>Sox 4</b>	Rodríguez (R)	<b>Detwiler (R)</b>	26-16	T1/—	—	—	3:19
43	9/9	R/N	W	<b>Sox 8</b> , Pit. 1	<b>Dunning</b>	Brubaker	27-16	1/+1.0	—	—	3:08
44	9/11	H/N	W	<b>Sox 4</b> , Det. 3	<b>Marshall (R)</b>	Cisnero (R)	28-16	1/+1.0	—	—	3:02
45	9/12	H/N	W	<b>Sox 14</b> , Det. 0	<b>López</b>	Fulmer	29-16	1/+1.0	—	—	3:02
46	9/13	H/D	W	<b>Sox 5</b> , Det. 2	<b>Cordero (R)</b>	Turnbull	30-16	1/+1.0	—	—	3:08
47	9/14	H/N	W	<b>Sox 3</b> , Min. 1	<b>Colomé (R)</b>	Rogers (R)	31-16	1/+2.0	—	—	3:51
48	9/15	H/N	W	<b>Sox 6</b> , Min. 2	<b>Dunning</b>	Dobnak	32-16	1/+3.0	—	—	3:04
49	9/16	H/N	L	Min. 5, <b>Sox 1</b>	Stashak (R)	<b>Giolito</b>	32-17	1/+2.0	—	—	3:05
50	9/17	H/D	W	<b>Sox 4</b> , Min. 3	<b>Heuer (R)</b>	Clippard (R)	33-17	1/+3.0	—	—	3:20
51	9/18	R/N	L	Cin. 7, <b>Sox 1</b>	Mahle	<b>Stiever</b>	33-18	1/+3.0	—	—	2:51
52	9/19	R/N	W	<b>Sox 5</b> , Cin. 0	<b>Foster (R)</b>	Bauer	34-18	1/+3.0	—	—	2:57
53	9/20	R/D	L	Cin. 7, <b>Sox 3</b>	Sims (R)	<b>Cease</b>	34-19	1/+2.0	—	—	3:36
54	9/21	R/N	L	Cle. 7, <b>Sox 4</b>	Civale	<b>Fry (R)</b>	34-20	1/+1.5	—	—	3:14
55	9/22	R/N	L	Cle. 5, <b>Sox 3</b> (10)	Maton (R)	Foster (R)	34-21	1/+0.5	—	—	3:21
56	9/23	R/N	L	Cle. 3, <b>Sox 2</b>	Hand (R)	<b>González (R)</b>	34-22	2/-0.5	—	—	3:14
57	9/24	R/N	L	Cle. 5, <b>Sox 4</b>	Hill (R)	<b>Rodón (R)</b>	34-23	2/-1.0	—	—	2:48
58	9/25	H/N	L	Cubs 10, <b>Sox 0</b>	Darvish	<b>Cease</b>	34-24	2/-1.0	—	—	3:04
59	9/26	H/N	W	<b>Sox 9</b> , Cubs 5	<b>Foster (R)</b>	Lester	35-24	2/-1.0	—	—	3:20
60	9/27	H/D	L	Cubs 10, <b>Sox 8</b>	Alzolay	<b>López</b>	35-25	T2/-1.0	—	—	3:38
<b>SEPTEMBER RECORD: 13-12</b>											

# 2020 SINGLE-GAME HIGHS

## WHITE SOX SINGLE-GAME HIGHS

Runs, Game	14, 9/12 vs. Detroit
Runs, Inning	7, 8/2 at Kansas City (7th inning)
Hits, Game	21, 8/1 at Kansas City
Hits, Inning	6, 3x, last 9/3 at Kansas City (7th inning)
Doubles	5, 9/6 at Kansas City
Triples	1, 6x, last 9/24 at Cleveland
Home Runs	6, 2x, last 8/21 at Cubs
Extra-Base Hits	8, 8/22 at Cubs
Stolen Bases	3, 9/6 at Kansas City
Left On Base	15, 8/1 at Kansas City
Errors	4, 9/2 at Minnesota
Strikeouts	16, 2x, 9/23 at Cleveland
Walks	7, 9/26 vs. Cubs

## OPPONENTS SINGLE-GAME HIGHS

Runs, Game	14, 7/26 vs. Minnesota
Runs, Inning	6, 8/8 vs. Cleveland
Hits, Game	15, 8/1 at Kansas City
Home Runs	5, 9/25 vs. Cubs
Stolen Bases	2, 9/4 at Kansas City
Strikeouts	15, 8/20 vs. Detroit
Walks	11, 9/20 at Cincinnati

## WHITE SOX INDIVIDUAL BATTING HIGHS

Longest Hitting Streak	22 games, Abreu, 8/16-9/9
Hits	4, 10x, last Anderson and Abreu, 9/12 vs. Detroit
Doubles	2, 10x, last Madrigal, 9/8 at Pittsburgh
Triples	1, 6x, last Moncada, 9/24 at Cleveland
Home Runs	3, Abreu, 8/22 at Cubs
Consecutive Games w/HR	3, Abreu, 8/21-23 at Cubs
Runs Batted In	7, Abreu, 9/12 vs. Detroit
Strikeouts	4, 4x, last McCann, 9/23 at Cleveland
Walks	3, 2x, last Moncada, 9/14 vs. Minnesota

## WHITE SOX INDIVIDUAL PITCHING HIGHS

Innings Pitched, Starter	9.0, Giolito, 8/25 vs. Pittsburgh
Innings Pitched, Reliever	3.2, 2x, last González, 8/22 at Cubs
Strikeouts, Starter	13, 2x, last Giolito, 8/25 vs. Pittsburgh
Strikeouts, Reliever	4, 3x, last González, 9/18 at Cincinnati
Consecutive Scoreless Relief Appearances	11, Fry, 8/6-9/19
Consecutive Scoreless IP, Starter	18.0, Giolito, 8/15-31
Consecutive Scoreless IP, Reliever	13.1, Detwiler, 7/24-8/29
Consecutive Hitters Retired, Starter	21, Giolito, 8/25-31
Consecutive Hitters Retired, Reliever	16, 2x, last Marshall, 7/28-8/7
Longest Winning Streak, Starter	4 games, Cease 8/2-18

## WHITE SOX MISCELLANEOUS INFORMATION

Most Games Over .500	16 games, 3x, last 9/19 (34-18)
Most Games Under .500	3 games, 7/28 (1-4)
Largest Division Lead	3.0 games, 4x, last 9/19
Largest Division Deficit	3.0 games, 8x, last 8/18
Longest Winning Streak	7 games, 8/16-22
Longest Losing Streak	6 games, 9/20-current
Longest Home Winning Streak	8 games, 8/16-28
Longest Home Losing Streak	4 games, 8/8-15
Longest Road Winning Streak	6 games, 7/29-8/4
Longest Road Losing Streak	5 games, 9/20-current
Longest Game, Time	3:59, 8/28 vs. Kansas City
Longest Game, Innings	10 innings, 3x, last 9/22 at Cleveland
Shortest Game, Time	2:19, 8/15-1 vs. St. Louis (seven innings)
Largest Margin of Victory	14, 9/12 vs. Detroit (14-0)
Largest Margin of Defeat	12, 7/26 vs. Minnesota (2-14)
Largest Deficit Overcome	4, 8/31 at Minnesota
Largest Lead Surrendered	3, 9/24 at Cleveland

WHITE SOX OVERVIEW

MANAGER & COACHES

PLAYERS & ROSTER

2020 SEASON REVIEW

POSTSEASON HISTORY

MEDIA INFO. & MISC.

# 2020 TRANSACTIONS

## JUNE

- 26 Released LHP **Caleb Frare** and INF **Matt Skole**.

## JULY

- 10 Placed INF **Yoán Moncada** on the injured list.
- 14 Named RHPs **Zack Burdi**, **Ryan Burr**, **Matt Foster**, **Brady Lail**, **Alex McRae**, **Bryan Mitchell** and **Jonathan Stiever**, LHPs **Garrett Crochet**, **Bernardo Flores Jr.**, **Jacob Lindgren**, **Adalberto Mejía** and **Bennett Sousa**, C **Seby Zavala** and OFs **Micker Adolfo**, **Luis González** and **Blake Rutherford** to the 16-player taxi squad roster.
- 22 Placed OF **Nomar Mazara** on the injured list.
- 23 Reinstated INF **Yoán Moncada** from the injured list ... recalled C **Zack Collins** and RHP **Jimmy Lambert** from Class AAA Charlotte ... purchased the contracts of INF **Cheslor Cuthbert**, OF **Nicky Delmonico**, LHP **Ross Detwiler** and RHP **Codi Heuer** from Charlotte ... designated RHP **Carson Fulmer** for assignment ... optioned RHP **Ian Hamilton** to Charlotte ... released INF **Andrew Romine** ... reassigned RHP **Drew Anderson**, OF **Luis Basabe**, RHP **Dane Dunning**, OF **Luis González**, RHP **Tayron Guerrero**, RHP **Tyler Johnson**, INF **Nick Madrigal**, C **Yermin Mercedes** and INF **Andrew Vaughn** to Schaumburg ... signed INF **Ryan Goins** as a free agent and assigned to Schaumburg.
- 25 RHP **Carson Fulmer** claimed off waivers by Detroit.
- 27 Placed RHP **Reynaldo López** on the 10-day injured list with right shoulder soreness ... recalled RHP **Ian Hamilton** from Schaumburg ... purchased the contract of INF **Ryan Goins** from Schaumburg ... designated INF **Cheslor Cuthbert** for assignment.
- 28 Assigned OF **Nomar Mazara** to Schaumburg.
- 29 Placed RHP **Jimmy Lambert** (right forearm strain) on the 10-day injured ... recalled RHP **Matt Foster** from Schaumburg ... INF **Cheslor Cuthbert** cleared waivers and was outrighted to Schaumburg.
- 31 Purchased the contract of 2B **Nick Madrigal** from Schaumburg ... designated RHP **Kelvin Herrera** for assignment.

## AUGUST

- 1 Placed SS **Tim Anderson** on the 10-day injured list with a strained right groin ... recalled C **Yermin Mercedes** from Schaumburg.
- 2 Requested waivers on RHP **Kelvin Herrera** for the purpose of granting his unconditional release.
- 3 Reinstated OF **Nomar Mazara** from the injured list ... optioned C **Yermin Mercedes** to Schaumburg ... transferred RHP **Jimmy Lambert** (right forearm strain) to the 45-day injured list ... agreed to terms on a minor-league deal with LHP **Clayton Richard** and assigned him to Schaumburg.
- 4 Placed LHP **Carlos Rodón** on the 10-day injured list with left shoulder soreness ... purchased the contract of RHP **Brady Lail** from Schaumburg ... designated OF **Luis Basabe** for assignment.
- 6 Placed INF **Nick Madrigal** on the 10-day injured list (retro to 8/5) with a separated left shoulder ... optioned OF **Nicky Delmonico** to Schaumburg ... added RHP **Andrew Dahlquist** to the Schaumburg roster.
- 8 Placed LHP **Aaron Bummer** on the 10-day injured list with a left biceps strain ... designated RHP **Brady Lail** for assignment ... recalled RHP **Zack Burdi** from Schaumburg ... purchased the contract of RHP **Drew Anderson** from Schaumburg.
- 10 RHP **Brady Lail** claimed off waivers by Seattle.
- 11 Reinstated INF **Tim Anderson** (strained right groin) from the 10-day injured list ... placed INF **Leury García** on the 10-day injured list with a sprained left thumb.
- 15 Placed RHP **Ian Hamilton** on the 10-day injured list (retro to 8/12) with right shoulder soreness ... transferred INF/OF **Leury García** (sprained left thumb) to the 45-day injured list ... purchased the contract of INF **Cheslor Cuthbert** from Schaumburg ... recalled LHP **Bernardo Flores Jr.** from Schaumburg to serve as the 29th man for doubleheader ... returned LHP **Bernardo Flores Jr.** to Schaumburg.

## AUGUST (cont.)

- 17 Placed OF **Adam Engel** on the injured list ... purchased the contract of OF **Luis González** from Schaumburg.
- 19 Recalled RHP **Dane Dunning** from Schaumburg ... reinstated OF **Adam Engel** from the injured list ... designated INF **Cheslor Cuthbert** for assignment ... optioned RHP **José Ruiz** to Schaumburg.
- 20 Optioned RHP **Dane Dunning** to Schaumburg ... recalled OF **Nicky Delmonico** from Schaumburg.
- 22 Reinstated RHP **Reynaldo López** (right shoulder soreness) from the 10-day injured list ... optioned OF **Nicky Delmonico** to Schaumburg ... reinstated RHP **Ian Hamilton** (right shoulder soreness) from the 10-day injured list and optioned to Schaumburg.
- 24 Released LHP **Adalberto Mejía** and RHP **Drew Mitchell**.
- 28 Acquired OF **Jarrod Dyson** from Pittsburgh in exchange for international signing bonus pool money ... reinstated INF **Nick Madrigal** (separated left shoulder) from the 10-day injured list ... designated OF **Nicky Delmonico** for assignment ... optioned C **Zack Collins** and OF **Luis González** to Schaumburg.
- 30 Placed LHP **Gio González** on the 10-day injured list (retro to 8/27) with a right groin strain ... recalled RHP **Dane Dunning** from Schaumburg.
- 31 Purchased the contract of INF **Yolmer Sánchez** from Schaumburg ... designated INF **Ryan Goins** for assignment.

## SEPTEMBER

- 1 Outrighted OF **Nicky Delmonico** to Schaumburg.
- 3 Optioned RHP **Reynaldo López** to Schaumburg ... recalled LHP **Bernardo Flores Jr.** from Schaumburg ... outrighted INF **Ryan Goins** to Charlotte ... released RHP **Drew Anderson**.
- 5 Placed LHP **Jace Fry** on the 10-day injured list (retro to 9/3) with back spasms ... purchased the contract of RHP **Alex McRae** from Schaumburg ... transferred LHP **Aaron Bummer** (left biceps strain) to the 45-day injured list.
- 8 Reinstated LHP **Gio González** (right groin strain) from the 10-day injured list ... optioned RHP **Zack Burdi** to Schaumburg.
- 10 Placed LHP **Dallas Keuchel** on the 10-day injured list (retro to 9/7) with back spasms ... recalled RHP **Reynaldo López** from Schaumburg.
- 13 Purchased the contract of RHP **Jonathan Stiever** from Schaumburg ... optioned RHP **Alex McRae** to Schaumburg ... transferred LHP **Carlos Rodón** (left elbow soreness) to the 45-day injured list.
- 15 Reinstated LHP **Jace Fry** (back spasms) from the 10-day injured list ... optioned LHP **Bernardo Flores Jr.** to Schaumburg.
- 17 Recalled RHP **José Ruiz** from Schaumburg ... optioned INF **Danny Mendick** to Schaumburg.
- 18 Purchased the contract of LHP **Garrett Crochet** from Schaumburg ... placed RHP **Evan Marshall** on the 10-day injured list (retro to 9/15) with right shoulder inflammation ... designated RHP **Ian Hamilton** for assignment.
- 19 Reinstated LHP **Dallas Keuchel** (back spasms) from the 10-day injured list ... optioned RHP **Jonathan Stiever** to Schaumburg.
- 24 Reinstated LHPs **Aaron Bummer** (left biceps strain) and **Carlos Rodón** (left shoulder soreness) from the 45-day injured list ... designated RHP **Steve Cishek** and LHP **Ross Detwiler** for assignment.
- 25 Reinstated RHP **Evan Marshall** (right shoulder inflammation) from the 10-day injured list ... optioned RHP **José Ruiz** to Schaumburg ... RHP **Ian Hamilton** claimed off waivers by Seattle.
- 28 Requested waivers on RHP **Steve Cishek** for the purpose of granting his unconditional release.



# 2020 MISCELLANEOUS

## GAME-ENDING HOME RUNS (CAREER)

Yasmani Grandal (3).....8/28 vs. Kansas City  
Luis Robert (1).....8/30 vs. Kansas City

## GAME-ENDING PLAYS (NON-HR)

None

## GRAND SLAMS (CAREER)

None

## MULTIHOME GAMES (CAREER)

Leury García (2) ..... 7/25 vs. Minnesota  
Tim Anderson (4) ..... 8/17 vs. Detroit  
Luis Robert (1) ..... 8/17 vs. Detroit  
Edwin Encarnación (37) ..... 8/19 vs. Detroit  
José Abreu (15) ..... 8/21 at Cubs  
José Abreu (16) ..... 8/22 at Cubs  
James McCann (1) ..... 9/9 at Pittsburgh  
José Abreu (17) ..... 9/12 vs. Detroit  
Tim Anderson (5) ..... 9/19 at Cincinnati

## BACK-TO-BACK HOME RUNS (6)

Encarnación/Jiménez ..... 7/25 vs. Minnesota (5th)  
Anderson/Jiménez ..... 8/12 at Detroit (1st)  
Moncada/Grandal/Abreu/Jiménez ..... 8/16 vs. St. Louis (5th)  
Anderson/Moncada ..... 8/17 vs. Detroit (1st)  
Grandal/Abreu ..... 8/22 at Cubs (9th)  
Anderson/Grandal/Abreu ..... 9/19 at Cincinnati (8th)

## PINCH-HIT HOME RUNS (CAREER)

None

## LEADOFF HOME RUNS (CAREER)

Tim Anderson (6) ..... 8/12 at Detroit  
Tim Anderson (7) ..... 8/17 vs. Detroit  
Tim Anderson (8) ..... 8/18 vs. Detroit

## WHITE SOX STARTS BY BATTING ORDER

**1st (5)** — Anderson (49), Robert (7), García (2), Madrigal (1), Moncada (1)  
**2nd (5)** — Moncada (40), Grandal (10), Jiménez (8), Delmonico (1), Madrigal (1)  
**3rd (2)** — Abreu (37), Grandal (23)  
**4th (5)** — Abreu (23), Jiménez (15), Grandal (12), Encarnación (9), Delmonico (1)  
**5th (7)** — Jiménez (24), Encarnación (23), McCann (7), Moncada (3), Robert (1), Collins (1), Mazara (1)  
**6th (8)** — Robert (15), Encarnación (11), McCann (9), Jiménez (8), Mazara (7), Moncada (7), Delmonico (2), García (1)  
**7th (7)** — Robert (31), McCann (9), Mazara (9), Mendick (5), García (4), Delmonico (1), Engel (1)  
**8th (10)** — Mazara (21), Mendick (12), Engel (11), García (5), Collins (3), Sanchez (3), McCann (2), Robert (1), Dyson (1), Delmonico (1)  
**9th (7)** — Madrigal (27), Mendick (12), Engel (11), Sánchez (3), García (3), Dyson (2), Goins (2)

## WHITE SOX STARTS BY POSITION

**Pitcher (9)** — Cease (12), Giolito (12), Keuchel (11), López (8), Dunning (7), González (4), Foster (2), Rodón (2), Stiever (2)  
**Catcher (3)** — Grandal (33), McCann (26), Collins (1)  
**First Base (2)** — Abreu (54), Grandal (6)  
**Second Base (4)** — Madrigal (29), Mendick (25), García (5), Sánchez (1)  
**Third Base (4)** — Moncada (51), Sánchez (4), Mendick (3), Goins (2)  
**Shortstop (4)** — Anderson (49), García (9), Mendick (1), Sánchez (1)  
**Left Field (3)** — Jiménez (54), Engel (4), Delmonico (2),  
**Center Field (3)** — Robert (55), Engel (3), Dyson (2)  
**Right Field (5)** — Mazara (38), Engel (16), Delmonico (4), Dyson (1), García (1)  
**DH (5)** — Encarnación (43), Grandal (7), Abreu (6), Collins (3), Jiménez (1)



# WHITE SOX STATISTICS

## WIN-LOSS BREAKDOWN

Final Record .....	35-25
Sox after 60 in 2019 .....	29-31
Final Streak .....	Lost 1
Last Homestand   Last Trip.....	1-2   1-6
Last 10 Games .....	2-8
Series Record.....	10-9-1
Series First Game.....	11-9
Home   Road .....	18-12   17-13
Day   Night.....	10-10   25-15
Opp. At or Above   Below .500.....	15-18   20-7
vs. RHS   LHS .....	21-25   14-0
vs. AL Central   NL Central .....	25-15   10-10
Comeback W's   L's After Leading .....	12   9
Extra Innings.....	1-2
One-Run   Two-Run Games .....	5-8   6-2
Ahead After 6   7   8.....	27-3   30-2   32-0
Behind After 6   7   8 .....	3-19   0-20   0-19
Tied After 6   7   8 .....	5-3   5-1   3-4
Sox   Opp. Score First .....	27-7   8-18
Days in 1st   2nd   3rd Place.....	24   17   12
Days in 4th   5th Place.....	10   3
July   August   Sept.....	3-4   19-9   13-12
Average Time of Game.....	3:10

## WHITE SOX VS. AL CENTRAL

	Home		Road		Total	
	W	L	W	L	W	L
Cleveland	1	2	1	6	2	8
Detroit	7	0	2	1	9	1
Kansas City	2	1	7	0	9	1
Minnesota	4	3	1	2	5	5
<b>Totals</b>	<b>14</b>	<b>6</b>	<b>11</b>	<b>9</b>	<b>25</b>	<b>15</b>

## WHITE SOX VS. NL CENTRAL

	Home		Road		Total	
	W	L	W	L	W	L
Chicago-NL	1	2	2	1	3	3
Cincinnati	0	0	1	2	1	2
Milwaukee	0	2	2	0	2	2
Pittsburgh	2	0	1	1	3	1
St. Louis	1	2	0	0	1	2
<b>Totals</b>	<b>4</b>	<b>6</b>	<b>6</b>	<b>4</b>	<b>10</b>	<b>10</b>

## STATISTICAL BREAKDOWN

Runs By Inning			Stats By Position		
Inn.	Sox	Opp.	Pos.	HR	RBI
1st	30	26	C	13	34
2nd	41	31	1B	17	59
3rd	21	26	2B	6	22
4th	33	31	3B	6	24
5th	51	30	SS	11	25
6th	29	31	LF	14	42
7th	38	30	CF	11	31
8th	34	24	RF	3	23
9th	23	11	DH	13	25
Extra	6	6	PH	0	2
<b>Totals</b>	<b>306</b>	<b>246</b>	<b>Totals</b>	<b>94</b>	<b>287</b>

W-L By Runs Scored				Stats By Order		
RS	W-L	RA	W-L	No.	HR	RBI
0	0-2	0	6-0	1st	12	24
1	0-7	1	3-1	2nd	11	35
2	1-3	2	9-1	3rd	14	45
3	3-6	3	6-2	4th	14	47
4	4-4	4	5-1	5th	13	27
5	5-1	5	5-8	6th	9	31
6	3-1	6	1-1	7th	11	35
7	5-0	7	0-4	8th	5	21
8	4-1	8	0-2	9th	5	22
9	3-0	9	0-1	<b>Totals</b>	<b>94</b>	<b>287</b>
10+	7-0	10+	0-4			



# CLOSE GAMES

## ONE-RUN GAMES (5-8)

Date	Opp.	Score	WP	LP
7/28-1	at Cle.	L, 3-4	Civale	Cease
7/31-2	at K.C.	W, 3-2	Keuchel	Bubic
8/4	at Mil.	W, 3-2	Giolito	Williams (R)
8/5	vs. Mil.	L, 0-1	Houser	Keuchel
8/9	vs. Cle.	L, 4-5 (10)	Maton (R)	Cordero (R)
8/23	at Cubs	L, 1-2	Darvish	Cease
8/28	vs. K.C.	W, 6-5	Colomé	Kennedy
9/1	at Min.	L, 2-3	Thielbar (R)	Cordero (R)
9/8	at Pit.	L, 4-5	Rodríguez (R)	Detwiler (R)
9/11	vs. Det.	W, 4-3	Marshall (R)	Cisnero (R)
9/17	vs. Min.	W, 4-3	Heuer (R)	Clippard (R)
9/23	at Cle.	L, 2-3	Hand (R)	González (R)
9/24	at Cle.	L, 4-5	Hill (R)	Rodón (R)

## TWO-RUN GAMES (6-2)

Date	Opp.	Score	WP	LP
7/28-2	at Cle.	L, 3-5	Plutko	Rodón
8/3	at Mil.	W, 6-4	Detwiler (R)	Phelps (R)
8/7	vs. Cle.	W, 2-0	Cease	Civale
8/12	at Det.	W, 7-5	Cease	Boyd
8/19	vs. Det.	W, 5-3	Marshall (R)	Soto (R)
9/5	at K.C.	W, 5-3	Giolito	Bubic
9/14	vs. Min.	W, 3-1	Colomé (R)	Rogers (R)
9/22	at Cle.	L, 3-5 (10)	Maton (R)	Foster (R)

## EXTRA-INNING GAMES (1-2)

Date	Opp.	Score	WP	LP
8/9	vs. Cle.	L, 4-5 (10)	Maton (R)	Cordero (R)
8/30	vs. K.C.	W, 5-2 (10)	Foster (R)	Zuber (R)
9/22	at Cle.	L, 3-5 (10)	Maton (R)	Foster (R)

## EJECTIONS (5)

Date	Opp.	Player/Coach	Umpire	Reason
9/21	at Cle.	Rick Renteria	Dan Bellino	Balls and strikes
9/22	at Cle.	Tim Anderson	Angel Hernández	Balls and strikes
		Rick Renteria	Angel Hernández	Balls and strikes
9/25	vs. Cubs	Jimmy Cordero	Dan Bellino	Contreras HBP
		Rick Renteria	Dan Bellino	Contreras HBP
		Don Cooper	Dan Bellino	Contreras HBP

## CHALLENGE/REVIEWS

Total (White Sox and Opponents).....	38
White Sox Challenges .....	11
White Sox Successful Challenges.....	8
Crew Chief Reviews .....	3

# TOP PITCHING PERFORMANCES

## NO-HITTERS (1)

Date	Opp.	Score	Pitcher	IP	H	R	ER	BB	SO
8/25	vs. Pit.	W, 4-0	Giolito, W	9.0	0	0	0	1	13

## FOUR-HITTERS (3)

Date	Opp.	Score	Pitcher	IP	H	R	ER	BB	SO
8/7	vs. Cle.	W, 2-0	Cease, W	5.0	2	0	0	5	4
			Bummer, H	1.2	1	0	0	2	0
			Marshall, H	1.1	1	0	0	1	0
			Colomé, SV	1.0	0	0	0	0	2
9/9	at Pit.	W, 8-1	Dunning, W	6.0	3	0	0	1	3
			González	2.0	1	1	0	3	2
			Cishek	1.0	0	0	0	1	0
9/16	vs. Min.	W, 6-2	Dunning, W	7.0	3	2	1	2	7
			Fry	1.1	0	0	0	1	4
			Foster	0.2	1	0	0	0	0

## COMPLETE GAMES (1)

Date	Opp.	Score	Pitcher	IP	H	R	ER	BB	SO
8/25	vs. Pit.	W, 4-0	Giolito, W	9.0	0	0	0	1	13

## SHUTOUTS (6)

Date	Opp.	Score	Pitcher	IP	H	R	ER	BB	SO
7/29	at Cle.	W, 4-0	Giolito	6.0	4	0	0	2	6
			Marshall	1.0	0	0	0	0	2
			Bummer, W	1.0	0	0	0	0	2
			Colomé	1.0	2	0	0	1	0
8/7	vs. Cle.	W, 2-0	Cease, W	5.0	2	0	0	5	4
			Bummer, H	1.2	1	0	0	2	0
			Marshall, H	1.1	1	0	0	1	0
			Colomé, SV	1.0	0	0	0	0	2
8/20	vs. Det.	W, 9-0	Giolito, W	7.0	3	0	0	1	13
			Cordero	2.0	2	0	0	0	2
8/25	vs. Pit.	W, 4-0	Giolito, W	9.0	0	0	0	1	13
9/12	vs. Det.	W, 14-0	López, W	5.0	3	0	0	1	2
			Cordero	1.0	0	0	0	0	0
			McRae	2.0	0	0	0	0	0
			Flores	1.0	2	0	0	0	1
9/19	at Cin.	W, 5-0	Keuchel	4.0	4	0	0	3	7
			Foster, W	2.0	0	0	0	0	2
			Heuer, H	1.0	0	0	0	1	1
			Cordero	1.0	1	0	0	0	2
			Fry	1.0	1	0	0	1	0



# STARTING PITCHERS GAME LOGS

## DYLAN CEASE (5-4, 4.01 ERA)

Date	Opp.	W-L	IP	H	R	ER	HR	BB	SO	#P	EXIT	ERA
7/28-1	at Cle.	L	2.1	7	4	4	2	0	1	64	1-3	15.43
8/2	at K.C.	W	6.0	5	2	2	1	1	4	83	9-2	6.48
8/7	vs. Cle.	W	5.0	2	0	0	0	5	4	99	1-0	4.05
8/12	at Det.	W	6.0	7	5	1	2	0	5	101	7-5	3.26
8/18	vs. Det	W	6.1	5	2	2	1	3	3	104	6-2	3.16
8/23	at Cubs	L	6.0	4	2	2	1	3	5	103	1-2	3.13
8/29	vs. K.C.	ND	4.1	1	1	1	1	6	5	93	3-1	3.00
9/3	at K.C.	W	5.0	4	3	3	1	2	1	96	6-2	3.29
9/8	at Pit.	ND	5.0	5	2	2	0	0	2	79	3-2	3.33
9/14	vs. Min.	ND	4.2	5	1	1	0	5	4	99	1-1	3.20
9/20	at Cin.	L	3.0	0	3	3	0	7	5	80	0-0	3.52
9/25	vs. Cubs	L	4.2	5	5	5	3	2	5	84	0-5	4.01
<b>TOTALS</b>		<b>5-4</b>	<b>58.1</b>	<b>50</b>	<b>30</b>	<b>26</b>	<b>12</b>	<b>34</b>	<b>44</b>	<b>—</b>	<b>—</b>	<b>4.01</b>

## DANE DUNNING (2-0, 3.97 ERA)

Date	Opp.	W-L	IP	H	R	ER	HR	BB	SO	#P	EXIT	ERA
8/19	vs. Det.	ND	4.1	5	3	3	1	1	7	73	1-3	6.23
8/30	vs. K.C.	ND	6.0	0	0	0	0	1	7	79	2-0	2.89
9/4	at K.C.	ND	4.2	5	3	3	0	4	4	88	4-3	3.86
9/9	at Pit.	W	6.0	3	0	0	0	1	3	78	8-0	2.70
9/15	vs. Min.	W	7.0	3	2	1	1	2	7	102	6-2	2.33
9/21	at Cle.	ND	4.0	6	4	4	1	1	5	87	4-4	3.19
9/26	vs. Cubs	ND	3.0	3	5	4	1	3	2	64	2-5	3.97
<b>TOTALS</b>		<b>2-0</b>	<b>34.0</b>	<b>25</b>	<b>17</b>	<b>15</b>	<b>4</b>	<b>13</b>	<b>35</b>	<b>—</b>	<b>—</b>	<b>3.97</b>

## MATT FOSTER (0-0, 0.00 ERA)

Date	Opp.	W-L	IP	H	R	ER	HR	BB	SO	#P	EXIT	ERA
8/8	vs. Cle.	ND	2.0	0	0	0	0	1	3	28	0-0	0.00
8/15-2	vs. STL	ND	2.0	0	0	0	0	0	0	2	0-0	0.00
<b>TOTALS</b>		<b>0-0</b>	<b>4.0</b>	<b>0</b>	<b>0</b>	<b>0</b>	<b>0</b>	<b>1</b>	<b>5</b>	<b>—</b>	<b>—</b>	<b>0.00</b>

## LUCAS GIOLITO (4-3, 3.48 ERA)

Date	Opp.	W-L	IP	H	R	ER	HR	BB	SO	#P	EXIT	ERA
7/24	vs. Min.	L	3.2	6	7	7	2	3	3	80	5-5	17.18
7/29	at Cle.	ND	6.0	4	0	0	0	2	6	85	0-0	6.52
8/4	at Mil.	W	6.0	4	2	2	1	3	9	103	3-2	5.17
8/9	vs. Cle.	ND	7.0	4	2	2	0	5	9	102	3-2	4.37
8/15	vs. STL	L	5.0	6	5	4	0	2	5	98	1-5	4.88
8/20	vs. Det.	W	7.0	3	0	0	0	1	13	110	5-0	3.89
8/25	vs. Pit.	W	9.0	0	0	0	0	1	13	101	CG	3.09
8/31	at Min.	ND	5.0	4	4	2	1	1	8	94	4-4	3.14
9/5	at K.C.	W	6.0	5	3	3	1	0	9	104	5-2	3.29
9/11	vs. Det.	ND	5.2	4	3	3	0	4	7	114	0-3	3.34
9/16	vs. Min.	L	6.0	3	3	3	2	3	4	104	1-3	3.53
9/23	at Cle.	ND	6.0	4	2	2	1	3	11	119	1-2	3.48
<b>TOTALS</b>		<b>4-3</b>	<b>72.1</b>	<b>47</b>	<b>31</b>	<b>28</b>	<b>8</b>	<b>28</b>	<b>97</b>	<b>—</b>	<b>—</b>	<b>3.48</b>

## GIO GONZÁLEZ (0-1, 4.15 ERA)

Date	Opp.	W-L	IP	H	R	ER	HR	BB	SO	#P	EXIT	ERA
8/1	at K.C.	ND	3.2	5	0	0	0	3	6	77	5-0	0.00
8/6	vs. Mil.	L	4.1	8	5	4	2	3	3	98	0-4	4.50
8/11	at Det.	ND	4.2	6	2	2	1	1	2	72	5-2	4.26
8/17	vs. Det.	ND	4.2	6	2	2	0	2	10	99	3-2	4.15
<b>TOTALS</b>		<b>0-1</b>	<b>17.1</b>	<b>25</b>	<b>9</b>	<b>8</b>	<b>3</b>	<b>9</b>	<b>21</b>	<b>—</b>	<b>—</b>	<b>4.15</b>

## DALLAS KEUCHEL (6-2, 1.99 ERA)

Date	Opp.	W-L	IP	H	R	ER	HR	BB	SO	#P	EXIT	ERA
7/25	vs. Min.	W	5.1	3	2	2	0	0	1	73	5-0	3.38
7/31	at K.C.	W	5.1	7	2	2	1	1	2	92	3-2	3.38
8/5	vs. Mil.	L	7.0	5	1	1	0	1	8	97	0-1	2.55
8/10	at Det.	L	6.0	6	3	3	1	2	4	92	1-3	3.04
8/16	vs. STL	W	5.2	4	2	2	0	2	1	93	7-2	3.07
8/21	at Cubs	W	8.0	6	1	1	0	1	3	114	10-1	2.65
8/26	vs. Pit.	W	6.0	4	2	2	0	3	7	97	8-2	2.70
9/1	at Min.	ND	5.0	7	1	0	0	2	4	81	2-1	2.42
9/6	at K.C.	W	5.0	2	0	0	0	0	2	49	2-0	2.19
9/19	at Cin.	ND	4.0	4	0	0	0	3	7	75	2-0	2.04
9/24	at Cle.	ND	6.0	4	1	1	0	2	3	93	2-1	1.99
<b>TOTALS</b>		<b>6-2</b>	<b>63.1</b>	<b>52</b>	<b>15</b>	<b>14</b>	<b>2</b>	<b>17</b>	<b>42</b>	<b>—</b>	<b>—</b>	<b>1.99</b>

## REYNALDO LÓPEZ (1-3, 6.49 ERA)

Date	Opp.	W-L	IP	H	R	ER	HR	BB	SO	#P	EXIT	ERA
7/26	vs. Min.	L	0.2	3	4	4	1	2	0	38	0-4	54.00
8/22	at Cubs	ND	3.1	1	2	2	0	2	4	50	2-2	13.50
8/28	vs. K.C.	ND	4.0	6	2	2	1	2	4	70	1-2	9.00
9/2	at Min.	L	1.2	4	3	1	1	2	2	53	0-3	8.38
9/12	vs. Det.	W	5.0	3	0	0	0	1	2	75	12-0	5.52
9/17	vs. Min.	ND	5.1	4	3	3	3	1	6	83	2-3	5.40
9/22	at Cle.	ND	5.0	3	1	1	1	2	3	85	1-1	4.68
9/27	vs. Cubs	L	1.1	4	6	6	2	3	3	49	0-5	6.49
<b>TOTALS</b>		<b>1-2</b>	<b>26.1</b>	<b>28</b>	<b>21</b>	<b>19</b>	<b>9</b>	<b>15</b>	<b>24</b>	<b>—</b>	<b>—</b>	<b>6.49</b>

## CARLOS RODÓN (0-1, 9.53 ERA)

Date	Opp.	W-L	IP	H	R	ER	HR	BB	SO	#P	EXIT	ERA
7/28-2	at Cle.	L	3.2	4	5	5	1	3	4	71	1-3	12.27
8/3	at Mil.	ND	2.0	3	1	0	0	0	1	26	2-1	9.53
<b>TOTALS</b>		<b>0-1</b>	<b>5.2</b>	<b>7</b>	<b>6</b>	<b>6</b>	<b>1</b>	<b>3</b>	<b>5</b>	<b>—</b>	<b>—</b>	<b>9.53</b>

## JONATHAN STIEVER (0-1, 9.95 ERA)

Date	Opp.	W-L	IP	H	R	ER	HR	BB	SO	#P	EXIT	ERA
9/13	vs. Det.	ND	3.2	2	1	1	0	2	3	73	1-1	2.45
9/18	at Cin.	L	2.2	5	6	6	4	2	0	64	0-6	9.95
<b>TOTALS</b>		<b>0-1</b>	<b>6.1</b>	<b>7</b>	<b>7</b>	<b>7</b>	<b>4</b>	<b>2</b>	<b>3</b>	<b>—</b>	<b>—</b>	<b>9.95</b>



# WHITE SOX HOME RUN LOG

## JOSÉ ABREU (19)

No.	Date	Pitcher	RBI	EV	LA	Dist.	Notes
1	7/28-2 at Cle.	Plutko	1	103.4	34°	395	
2	8/3 at Mil.	Burnes	2	105.4	27°	421	
3	8/9 vs. Cle.	Bieber	1	105.9	36°	413	
4	8/16 vs. STL	Ramírez	1	112.2	22°	372	
5	8/19 vs. Det.	Soto	1	98.8	39°	346	
6	8/21 at Cubs	Lester	3	107.2	37°	409	
7	8/21 at Cubs	Adam	1	109.0	27°	452	15th multiHR game
8	8/22 at Cubs	Hendricks	1	106.5	24°	392	
9	8/22 at Cubs	Wick	2	105.5	40°	385	16th multiHR game
10	8/22 at Cubs	Underwood	1	98.9	28°	399	1st career 3-HR game
11	8/23 at Cubs	Darvish	1	107.6	28°	449	
12	8/26 vs. Pit.	Bashlor	2	99.2	22°	367	
13	9/5 at K.C.	Bubic	2	104.1	28°	425	
14	9/12 vs. Det.	Norris	3	104.8	27°	429	
15	9/12 vs. Det.	García	3	110.2	24°	435	17th multiHR game
16	9/16 vs. Min.	Odorizzi	1	108.9	18°	393	
17	9/17 vs. Min.	Maeda	1	105.5	33°	400	
18	9/19 at Cin.	Stephenson	0	109.1	29°	434	Back-to-back-to-back
19	9/22 at Cle.	Plutko	1	105.4	28°	399	

## TIM ANDERSON (10)

No.	Date	Pitcher	RBI	EV	LA	Dist.	Notes
1	7/28-1 at Cle.	Civale	1	98.2	34°	389	
2	8/12 at Det.	Boyd	1	105.9	27°	405	6th career leadoff HR
3	8/17 vs. Det.	Boyd	1	106.2	23°	417	7th career leadoff HR
4	8/17 vs. Det.	Boyd	1	98.9	27°	350	4th career multiHR game
5	8/18 vs. Det.	Skubal	1	105.5	32°	422	8th career leadoff HR
6	8/20 vs. Det.	Alexander	1	92.5	32°	349	
7	9/3 at K.C.	Duffy	1	104.1	24°	412	
8	9/15 vs. Min.	Clippard	1	99.4	35°	381	
9	9/19 at Cin.	Bauer	1	106.9	32°	421	
10	9/19 at Cin.	Stephenson	1	101.1	30°	394	5th career multiHR game

## EDWIN ENCARNACIÓN (10)

No.	Date	Pitcher	RBI	EV	LA	Dist.	Notes
1	7/25 vs. Min.	Littell	2	104.5	39°	384	1st with White Sox
2	8/11 at Det.	Alexander	1	108.7	35°	410	
3	8/19 vs. Det.	Mize	1	104.2	31°	415	
4	8/19 vs. Det.	Soto	1	106.6	23°	409	37th career multiHR game
5	8/26 vs. Pit.	Williams	1	111.6	25°	435	
6	8/28 vs. K.C.	Singer	2	97.1	39°	369	
7	9/3 at K.C.	Duffy	1	112.9	27°	442	
8	9/6 at K.C.	Staumont	3	109.4	33°	448	
9	9/17 vs. Min.	Maeda	1	100.1	33°	396	
10	9/20 at Cin.	Bradley	1	99.8	25°	372	

## ADAM ENGEL (3)

No.	Date	Pitcher	RBI	EV	LA	Dist.	Notes
1	7/31 at K.C.	Bucic	1	95.6	31°	371	
2	8/7 vs. Cle.	Wittgren	1	107.9	25°	430	
4	9/27 vs. Cubs	Alzola	1	105.2	23°	393	

## LEURY GARCÍA (3)

No.	Date	Pitcher	RBI	EV	LA	Dist.	Notes
1	7/25 vs. Min.	Littell	1	104.2	33°	404	
2	7/25 vs. Min.	Smeltzer	3	106.7	28°	419	2nd career multiHR game
3	8/6 vs. Mil.	Lindblom	2	95.1	33°	368	

## YASMANI GRANDAL (8)

No.	Date	Pitcher	RBI	EV	LA	Dist.	Notes
1	8/16 vs. STL	Ramírez	1	108.1	26°	425	1st HR with Sox
2	8/21 at Cubs	Lester	2	107.2	27°	441	
3	8/22 at Cubs	Underwood	1	99.8	34°	396	
4	8/28 vs. K.C.	Kennedy	1	107.0	42°	402	
5	9/5 at K.C.	Bubic	2	106.1	26°	436	
6	9/8 at Pit.	Neverauskas	2	100.0	34°	380	
7	9/19 at Cin.	Stephenson	1	101.7	32°	393	
8	9/27 vs. Cubs	Underwood	2	107.1	24°	391	

## ELOY JIMÉNEZ (14)

No.	Date	Pitcher	RBI	EV	LA	Dist.	Notes
1	7/25 vs. Min.	Littell	1	101.4	32°	361	
2	8/1 at K.C.	Bolaños	3	100.4	28°	410	
3	8/4 at Mil.	Woodruff	2	104.2	27°	428	
4	8/11 at Det.	Alexander	3	99.0	34°	353	
5	8/12 at Det.	Boyd	1	100.9	27°	368	Back-to-back w/Anderson
6	8/15-2 vs. STL	Cabrera	2	99.6	30°	358	
7	8/16 vs. STL	Ramírez	1	101.5	27°	402	
8	8/20 vs. Det.	Jiménez	2	98.4	32°	396	
9	8/21 at Cubs	Rea	1	105.2	29°	466	
10	8/26 vs. Pit.	Williams	3	98.6	27°	352	
11	8/28 vs. K.C.	Duffy	2	111.1	33°	452	
12	9/11 vs. Det.	Cisnero	3	105.2	37°	369	
13	9/13 vs. Det.	Turnbull	1	102.2	27°	408	
14	9/21 at Cle.	Civale	2	103.6	24	386	

## NOMAR MAZARA (1)

No.	Date	Pitcher	RBI	EV	LA	Dist.	Notes
1	9/19 at Cin.	Bauer	1	105.2	31°	414	1st with White Sox

## JAMES McCANN (7)

No.	Date	Pitcher	RBI	EV	LA	Dist.	Notes
1	7/25 vs. Min.	Smeltzer	1	96.2	30°	353	
2	7/28-2 at Cle.	Plutko	1	101.5	28°	421	
3	8/9 vs. Cle.	Bieber	1	108.5	26°	443	
4	9/9 at Pit.	Brubaker	1	99.4	30°	409	
5	9/9 at Pit.	Brubaker	2	103.0	30°	423	1st career multiHR game
6	9/15 vs. Min.	Alcala	1	97.5	32°	372	
7	9/26 vs. Cubs	Lester	1	102.3	25	399	

## DANNY MENDICK (3)

No.	Date	Pitcher	RBI	EV	LA	Dist.	Notes
1	8/17 vs. Det.	García	1	107.7	20°	344	
2	8/21 at Cubs	Lester	1	96.7	28°	382	
3	8/26 vs. Pit.	Williams	2	96.3	31°	367	

## YOÁN MONCADA (6)

No.	Date	Pitcher	RBI	EV	LA	Dist.	Notes
1	7/24-2 vs. Min.	Berrios	3	109.3	26°	435	
2	8/3 at Mil.	Knebel	1	96.4	39°	353	
3	8/8 vs. Cle.	Hill	1	108.4	32°	448	
4	8/16 vs. STL	Ramírez	3	105.3	31°	417	
5	8/17 vs. Det.	Boyd	1	102.1°	27°	403	Back-to-back w/Anderson
6	9/26 vs. Cubs	Adam	2	93.4	32°	344	Ends 29-game drought

## LUIS ROBERT (11)

No.	Date	Pitcher	RBI	EV	LA	Dist.	Notes
1	7/26 vs. Min.	Maeda	2	111.4	37°	419	1st MLB HR
2	8/1 at K.C.	Bolaños	0	106.6	27°	415	
3	8/15-2 vs. STL	Woodford	1	109.6	24°	435	
4	8/17 vs. Det.	García	1	105.6	37°	396	
5	8/17 vs. Det.	Funkhouser	2	115.5	22°	433	1st career multiHR game
6	8/21 at Cubs	Lester	2	112.5	23°	397	
7	8/22 at Cubs	Hendricks	2	110.6	19°	422	
8	8/28 vs. K.C.	Duffy	1	105.3	27°	381	
9	8/30 vs. K.C.	Zuber	3	100.3	34°	368	1st career walkoff HR
10	8/31 at Min.	May	1	111.2	25°	449	
11	9/3 at K.C.	Newberry	3	113.0	28°	458	

## YOLMER SÁNCHEZ (1)

No.	Date	Pitcher	RBI	EV	LA	Dist.	Notes
1	9/24 at Cle.	Plesac	1	102.3	36	383	

WHITE SOX OVERVIEW

MANAGER & COACHES

PLAYERS & ROSTER

2020 SEASON REVIEW

POSTSEASON HISTORY

MEDIA INFO. & MISC.

# WHITE SOX STATISTICS

## WHITE SOX FINAL STATISTICS

Player	AVG	G	AB	R	H	TB	2B	3B	HR	RBI	BB	IBB	SO	SB	CS	OBP	SLG	OPS	PA	SH	SF	HBP	GIDP	E
Abreu, J.	.317	60	240	43	76	148	15	0	19	60	18	1	59	0	0	.370	.617	.987	262	0	1	3	10	5
Anderson, T.	.322	49	208	45	67	110	11	1	10	21	10	0	50	5	2	.357	.529	.886	221	0	1	2	4	6
Collins, Z.	.063	9	16	1	1	2	1	0	0	0	2	0	5	0	0	.167	.125	.292	18	0	0	0	0	0
Cuthbert, C.	.000	1	1	0	0	0	0	0	0	0	0	0	0	0	0	.000	.000	.000	1	0	0	0	0	0
Delmonico, N.	.150	6	20	0	3	3	0	0	0	3	2	0	2	0	0	.227	.150	.377	22	0	0	0	2	0
Dyson, J.	.300	11	10	3	3	3	0	0	0	0	0	0	1	2	0	.300	.300	.600	11	1	0	0	0	0
Encarnación, E.	.157	44	159	19	25	60	5	0	10	19	16	0	54	0	0	.250	.377	.627	181	0	1	4	3	0
Engel, A.	.295	36	88	11	26	42	5	1	3	12	3	0	19	1	0	.333	.477	.811	93	0	0	2	1	1
García, L.	.271	16	59	6	16	26	1	0	3	8	4	0	9	0	0	.317	.441	.758	63	0	0	0	0	0
Goins, R.	.000	14	9	4	0	0	0	0	0	0	1	0	1	0	0	.100	.000	.100	10	0	0	0	0	0
González, L.	.000	3	1	1	0	0	0	0	0	0	0	0	1	0	0	.500	.000	.500	2	0	0	1	0	1
Grandal, Y.	.230	46	161	27	37	68	7	0	8	27	30	0	58	0	0	.351	.422	.773	194	0	2	1	4	3
Jiménez, E.	.296	55	213	26	63	119	14	0	14	41	12	0	56	0	0	.332	.559	.890	226	0	1	0	4	1
Madrigal, N.	.340	29	103	8	35	38	3	0	0	11	4	0	7	2	1	.376	.369	.745	109	0	0	2	5	4
Mazara, N.	.228	42	136	13	31	40	6	0	1	15	10	0	44	0	1	.295	.294	.589	149	0	0	3	0	0
McCann, J.	.289	31	97	20	28	52	3	0	7	15	8	0	30	1	1	.360	.536	.896	111	0	2	4	2	4
Mendick, D.	.243	33	107	11	26	41	4	1	3	6	6	0	25	0	1	.281	.383	.664	114	0	1	0	3	1
Mercedes, Y.	.000	1	1	0	0	0	0	0	0	0	0	0	0	0	0	.000	.000	.000	1	0	0	0	0	0
Moncada, Y.	.225	52	200	28	45	77	8	3	6	24	28	0	72	0	0	.320	.385	.705	231	0	2	1	1	6
Robert, L.	.233	56	202	33	47	88	8	0	11	31	20	0	73	9	2	.302	.436	.738	227	0	2	1	4	1
Sánchez, Y.	.313	12	16	7	5	11	3	0	1	1	5	0	5	0	0	.476	.688	1.164	21	0	0	0	1	1
<b>SOX</b>	<b>.261</b>	<b>60</b>	<b>2047</b>	<b>306</b>	<b>534</b>	<b>928</b>	<b>94</b>	<b>6</b>	<b>96</b>	<b>294</b>	<b>179</b>	<b>1</b>	<b>571</b>	<b>20</b>	<b>8</b>	<b>.326</b>	<b>.453</b>	<b>.779</b>	<b>2267</b>	<b>1</b>	<b>13</b>	<b>24</b>	<b>44</b>	<b>39</b>
<b>OPP</b>	<b>.226</b>	<b>60</b>	<b>1980</b>	<b>246</b>	<b>448</b>	<b>750</b>	<b>83</b>	<b>3</b>	<b>71</b>	<b>231</b>	<b>217</b>	<b>6</b>	<b>523</b>	<b>16</b>	<b>10</b>	<b>.309</b>	<b>.379</b>	<b>.688</b>	<b>2235</b>	<b>5</b>	<b>7</b>	<b>23</b>	<b>44</b>	
Pitcher	W-L	ERA	G	GS	CG	SHO	GF	HLD	SV	SVO	IP	H	R	ER	HR	HB	BB	IBB	SO	AVG	WP	BK	GIDP	TBF
Anderson, A.	0-1	40.50	1	0	0	0	0	0	0	0	1.1	4	6	6	2	0	2	0	2	.500	1	0	0	10
Bummer, A.	1-0	0.96	9	0	0	0	1	3	0	0	9.1	5	1	1	0	0	5	0	14	.152	0	0	1	38
Burdi, Z.	0-1	11.05	8	0	0	0	0	1	0	2	7.1	11	11	9	4	0	3	0	11	.324	1	0	0	37
Cease, D.	5-4	4.01	12	12	0	0	0	0	0	0	58.1	50	30	26	12	5	34	1	44	.234	1	0	10	255
Cishek, S.	0-0	5.40	22	0	0	0	8	0	0	2	20.0	21	12	12	4	4	9	0	21	.269	0	0	1	93
Colomé, A.	2-0	0.81	21	0	0	0	18	0	12	13	22.1	13	3	2	0	1	8	0	16	.163	0	0	1	90
Cordero, J.	1-2	6.08	30	0	0	0	4	9	0	1	26.2	33	21	18	2	3	9	2	22	.300	3	0	3	124
Crochet, G.	0-0	0.00	5	0	0	0	1	1	0	0	6.0	3	0	0	0	1	0	0	8	.143	0	0	0	22
Detwiler, R.	1-1	3.20	16	0	0	0	4	1	0	0	19.2	19	8	7	2	1	5	1	15	.253	1	0	2	81
Dunning, D.	2-0	3.97	7	7	0	0	0	0	0	0	34.0	25	17	15	4	2	13	0	35	.197	5	0	1	142
Flores Jr., B.	0-0	9.00	2	0	0	0	1	0	0	0	2.0	4	2	2	0	0	0	0	2	.400	0	0	0	10
Foster, M.	6-1	2.20	23	2	0	0	4	2	0	1	28.2	16	8	7	2	0	9	0	31	.162	0	0	1	109
Fry, J.	0-1	3.66	18	0	0	0	4	2	0	0	19.2	16	9	8	3	0	12	2	24	.225	1	0	3	83
Giolito, L.	4-3	3.48	12	12	1	1	0	0	0	0	72.1	47	31	28	8	2	28	0	97	.184	3	0	8	288
González, G.	1-2	4.83	12	4	0	0	1	0	0	0	31.2	40	19	17	6	2	19	0	34	.305	2	0	3	153
Hamilton, I.	0-0	4.50	4	0	0	0	0	0	0	0	4.0	4	2	2	0	0	5	0	4	.267	2	0	1	20
Herrera, K.	0-0	15.43	2	0	0	0	1	0	0	0	2.1	3	4	4	2	0	1	0	3	.300	0	0	0	11
Heuer, C.	3-0	1.52	21	0	0	0	4	5	1	1	23.2	12	4	4	1	0	9	0	25	.145	0	0	1	92
Keuchel, D.	6-2	1.99	11	11	0	0	0	0	0	0	63.1	52	15	14	2	0	17	0	42	.218	0	0	5	257
Lail, B.	0-0	0.00	1	0	0	0	1	0	0	0	1.1	2	0	0	0	0	0	0	1	.333	0	0	0	6
Lambert, J.	0-0	0.00	2	0	0	0	1	0	0	0	2.0	2	0	0	0	0	0	0	2	.250	0	0	0	8
López, R.	1-3	6.49	8	8	0	0	0	0	0	0	26.1	28	21	19	9	1	15	0	24	.269	1	0	2	121
Marshall, E.	2-1	2.38	23	0	0	0	0	8	0	3	22.2	17	6	6	1	0	7	0	30	.198	2	0	0	93
McRae, A.	0-0	0.00	2	0	0	0	1	0	0	0	3.0	1	0	0	0	0	0	0	2	.100	0	0	0	10
Rodón, C.	0-2	8.22	4	2	0	0	0	0	0	1	7.2	9	7	7	1	1	3	0	6	.290	1	0	1	35
Ruiz, J.	0-0	2.25	5	0	0	0	4	0	0	1	4.0	2	1	1	1	0	0	0	5	.143	0	0	0	14
Sánchez, Y.	0-0	9.00	1	0	0	0	1	0	0	0	1.0	2	1	1	1	0	0	0	0	.500	0	0	0	4
Stiever, J.	0-1	9.95	2	2	0	0	0	0	0	0	6.1	7	7	7	4	0	4	0	3	.280	0	0	0	29
<b>SOX</b>	<b>35-25</b>	<b>3.81</b>	<b>60</b>	<b>60</b>	<b>1</b>	<b>6</b>	<b>59</b>	<b>32</b>	<b>13</b>	<b>25</b>	<b>527.0</b>	<b>448</b>	<b>246</b>	<b>223</b>	<b>71</b>	<b>23</b>	<b>217</b>	<b>6</b>	<b>523</b>	<b>.226</b>	<b>24</b>	<b>0</b>	<b>44</b>	<b>2235</b>
<b>OPP</b>	<b>25-35</b>	<b>4.89</b>	<b>60</b>	<b>60</b>	<b>0</b>	<b>2</b>	<b>60</b>	<b>21</b>	<b>11</b>	<b>15</b>	<b>521.1</b>	<b>534</b>	<b>306</b>	<b>283</b>	<b>96</b>	<b>24</b>	<b>179</b>	<b>1</b>	<b>571</b>	<b>.261</b>	<b>27</b>	<b>1</b>	<b>44</b>	<b>2267</b>

WHITE SOX OVERVIEW

MANAGER & COACHES

PLAYERS & ROSTER

2020 SEASON REVIEW

POSTSEASON HISTORY

MEDIA INFO. & MISC.



# WHITE SOX STATISTICS

## FIELDING STATISTICS

Pitchers	PCT	G-GS	TC	PO	A	E	DP	TP
Anderson, D	.000	1-0	0	0	0	0	0	0
Bummer, A	.000	9-0	1	0	0	1	0	0
Burdi, Z	1.000	8-0	1	0	1	0	0	0
Cease, D	1.000	12-12	9	6	3	0	0	0
Cishek, S	1.000	22-0	1	1	0	0	0	0
Colomé, A	1.000	21-0	4	1	3	0	0	0
Cordero, J	.800	30-0	5	1	3	1	0	0
Crochet, G	.000	5-0	0	0	0	0	0	0
Detwiler, R	1.000	16-0	6	1	5	0	0	0
Dunning, D	.857	7-7	7	3	3	1	0	0
Flores Jr., B	.000	2-0	0	0	0	0	0	0
Foster, M	1.000	23-2	5	0	5	0	0	0
Fry, J	.500	18-0	2	1	0	1	0	0
Giolito, L	.875	12-12	8	2	5	1	0	0
González, G	1.000	12-4	3	1	2	0	0	0
Hamilton, I	.000	4-0	0	0	0	0	0	0
Herrera, K	.000	2-0	0	0	0	0	0	0
Heuer, C	1.000	21-0	4	3	1	0	0	0
Keuchel, D	1.000	11-11	8	2	6	0	0	0
Lail, B	.000	1-0	0	0	0	0	0	0
Lambert, J	1.000	2-0	1	0	1	0	0	0
López, R	1.000	8-8	1	0	1	0	0	0
Marshall, E	1.000	23-0	2	0	2	0	0	0
McRae, A	.000	2-0	0	0	0	0	0	0
Rodón, C	1.000	4-2	1	0	1	0	0	0
Ruiz, J	.000	5-0	0	0	0	0	0	0
Sánchez, Y	1.000	1-0	1	0	1	0	0	0
Stiever, J	.000	2-2	0	0	0	0	0	0
Catchers	PCT	G-GS	TC	PO	A	E	DP	TP
Grandal, Y.	.993	32-32	271	13	2	2	286	0
McCann, J.	.985	30-27	250	7	4	261	0	0
Collins, Z.	1.000	2-1	11	0	0	11	0	0
Catcher Misc.	ER	IC	ERA	CS-ATT	PCT	PB		
Collins, Z.	3	10.0	2.70	0-0	0.0	0		
Grandal, Y.	143	267.1	4.74	5-12	41.7	4		
McCann, J.	77	245.2	2.82	2-10	20.0	2		
First Base	PCT	G-GS	TC	PO	A	E	DP	TP
Abreu, J.	.989	54-54	462	430	27	5	39	0
Grandal, Y.	.983	6-6	59	56	2	1	6	0
Collins, Z.	1.000	1-0	1	1	0	0	0	0
Second Base	PCT	G-GS	TC	PO	A	E	DP	TP
Madrigal, N.	.964	29-29	110	32	74	4	12	0
Mendick, D.	.991	28-25	106	39	66	1	15	0
García, L.	1.000	5-5	21	7	14	0	2	0
Goins, R.	1.000	1-0	1	0	1	0	0	0
Sánchez, Y	1.000	1-1	5	2	3	0	0	0
Third Base	PCT	G-GS	TC	PO	A	E	DP	TP
Cuthbert, C	1.000	1-0	1	1	0	0	0	0
Goins, R	1.000	2-2	5	0	5	0	0	0
Mendick, D	1.000	3-3	8	3	5	0	1	0
Moncada, Y	.957	52-51	140	33	101	6	17	0
Sánchez, Y	.889	5-4	9	1	7	1	0	0
Shortstop	PCT	G-GS	TC	PO	A	E	DP	TP
Anderson, T	.967	49-49	180	65	109	6	23	0
García, L	1.000	10-9	38	11	27	0	6	0
Goins, R	1.000	2-0	1	0	1	0	0	0
Mendick, D	1.000	4-1	6	2	4	0	2	0
Sánchez, Y	1.000	3-1	4	2	2	0	0	0

Left Field	PCT	G-GS	TC	PO	A	E	DP	TP
Delmonico, N	1.000	3-2	4	4	0	0	0	0
Dyson, J	.000	6-0	0	0	0	0	0	0
Engel, A	1.000	9-4	6	5	1	0	0	0
González, L	.000	1-0	0	0	0	0	0	0
Jiménez, E	.986	54-54	69	68	0	1	0	0

Center Field	PCT	G-GS	TC	PO	A	E	DP	TP
Dyson, J	1.000	2-2	3	3	0	0	0	0
Engel, A	1.000	3-3	2	1	1	0	0	0
González, L	.500	1-0	2	0	1	1	0	0
Robert, L	.994	56-55	154	151	2	1	0	0

Right Field	PCT	G-GS	TC	PO	A	E	DP	TP
Delmonico, N	1.000	4-4	5	5	0	0	0	0
Dyson, J	1.000	1-1	2	2	0	0	0	0
Engel, A	.967	25-16	30	29	0	1	0	0
García, L	1.000	3-1	2	2	0	0	0	0
Mazara, N	1.000	42-38	73	72	1	0	0	0

## BATTING LEADERS

Category	Player	No.
Average	Tim Anderson	.322
Games Played	José Abreu	60
At-Bats	José Abreu	240
Runs Scored	Tim Anderson	45
Hits	José Abreu	76
Total Bases	José Abreu	148
Doubles	José Abreu	15
Triples	Yoán Moncada	3
Home Runs	José Abreu	19
Runs Batted In	José Abreu	60
Hit by Pitch	Edwin Encarnacion/James McCann	4
GIDP	José Abreu	10
Walks	Yasmani Grandal	30
Intentional Walks	José Abreu	1
Strikeouts	Luis Robert	73
Stolen Bases	Luis Robert	9
Extra-Base Hits	José Abreu	34
OPS	José Abreu	.987
On-Base Pct.	Yoán Moncada	.370
Slugging Pct.	Yoán Moncada	.617

## PITCHING LEADERS

Category	Pitcher	No.
Wins	Dallas Keuchel	6
ERA	Dallas Keuchel	1.99
Innings	Lucas Giolito	72.1
Games	Jimmy Cordero	30
GS	Lucas Giolito	12
CG	Lucas Giolito	1
Shutouts	Lucas Giolito	1
Opp. Avg.	Lucas Giolito	.184
Opp. OBP	Lucas Giolito	.267
Opp. SLG	Dallas Keuchel	.286
Opp. OPS	Dallas Keuchel	.556
Hits Allowed	Dallas Keuchel	52
Runs Allowed	Lucas Giolito	31
HR Allowed	Dylan Cease	12
Quality Starts	Lucas Giolito	8
Saves	Alex Colomé	12
Holds	Jimmy Cordero/Evan Marshall	8
HBP	Dylan Cease/Steve Cishek	4
Walks	Dylan Cease	34
Strikeouts	Lucas Giolito	97
Wild Pitches	Dane Dunning	5

WHITE SOX OVERVIEW

MANAGER & COACHES

PLAYERS & ROSTER

2020 SEASON REVIEW

POSTSEASON HISTORY

MEDIA INFO. & MISC.

# WHITE SOX STATISTICS

## WHITE SOX DESIGNATED HITTERS

Player	AVG	AB	R	H	TB	2B	3B	HR	RBI	BB	IBB	SO	SB	CS	OBP	SLG	OPS	SH	SF	HBP	GIDP
Abreu, J.	.240	25	5	6	15	0	0	3	5	1	1	7	0	0	.269	.600	.869	0	0	0	1
Collins, Z.	.000	11	0	0	0	0	0	0	0	1	0	3	0	0	.083	.000	.083	0	0	0	0
Encarnación, E.	.158	158	19	25	60	5	0	10	19	16	0	53	0	0	.251	.380	.631	0	1	4	3
Grandal, Y.	.087	23	2	2	3	1	0	0	1	4	0	7	0	0	.214	.130	.345	0	1	0	1
Jiménez, E.	.000	4	0	0	0	0	0	0	0	0	0	1	0	0	.000	.000	.000	0	0	0	0
<b>SOX</b>	<b>.149</b>	<b>221</b>	<b>26</b>	<b>33</b>	<b>78</b>	<b>6</b>	<b>0</b>	<b>13</b>	<b>25</b>	<b>22</b>	<b>1</b>	<b>71</b>	<b>0</b>	<b>0</b>	<b>.237</b>	<b>.353</b>	<b>.590</b>	<b>0</b>	<b>2</b>	<b>4</b>	<b>5</b>

## WHITE SOX PINCH HITTERS

Player	AVG	AB	R	H	TB	2B	3B	HR	RBI	BB	IBB	SO	SB	CS	OBP	SLG	OPS	SH	SF	HBP	GIDP
Collins, Z.	.000	2	0	0	0	0	0	0	0	1	0	1	0	0	.333	.000	.333	0	0	0	0
Cuthbert, C.	.000	1	0	0	0	0	0	0	0	0	0	0	0	0	.000	.000	.000	0	0	0	0
Dyson, J.	.000	1	0	0	0	0	0	0	0	0	0	0	0	0	.000	.000	.000	0	0	0	0
Encarnación, E.	.000	1	0	0	0	0	0	0	0	0	0	1	0	0	.000	.000	.000	0	0	0	0
Engel, A.	.750	4	1	3	3	0	0	1	0	0	0	0	0	0	.750	.750	1.500	0	0	0	0
García, L.	1.000	1	0	1	1	0	0	0	0	0	0	0	0	0	1.000	1.000	2.000	0	0	0	0
Goins, R.	.000	1	0	0	0	0	0	0	0	0	0	0	0	0	.000	.000	.000	0	0	0	0
González, L.	.000	1	0	0	0	0	0	0	0	0	0	1	0	0	.000	.000	.000	0	0	0	0
Grandal, Y.	.000	1	0	0	0	0	0	0	0	0	0	1	0	0	.000	.000	.000	0	0	0	0
Mazara, N.	.500	2	1	1	1	0	0	0	1	1	0	0	0	0	.750	.500	1.250	0	0	1	0
McCann, J.	.000	1	0	0	0	0	0	0	0	0	0	0	0	0	.000	.000	.000	0	0	0	0
Mercedes, Y.	.000	1	0	0	0	0	0	0	0	0	0	0	0	0	.000	.000	.000	0	0	0	0
Moncada, Y.	.000	1	0	0	0	0	0	0	0	0	0	1	0	0	.000	.000	.000	0	0	0	0
Robert, L.	.000	1	0	0	0	0	0	0	0	0	0	0	0	0	.000	.000	.000	0	0	0	0

## WHITE SOX WITH RUNNERS IN SCORING POSITION

Player	AVG	AB	R	H	TB	2B	3B	HR	RBI	BB	IBB	SO	SB	CS	OBP	SLG	OPS	SH	SF	HBP	GIDP
Abreu, J.	.329	70	27	23	50	9	0	6	46	3	1	18	0	0	.368	.714	1.083	0	1	2	4
Anderson, T.	.220	41	32	9	12	3	0	0	11	4	0	12	0	0	.298	.293	.591	0	1	1	2
Collins, Z.	.000	3	1	0	0	0	0	0	0	1	0	1	0	0	.250	.000	.250	0	0	0	0
Delmonico, N.	.286	7	0	2	2	0	0	0	3	1	0	0	0	0	.375	.286	.661	0	0	0	2
Dyson, J.	.000	1	2	0	0	0	0	0	0	0	0	0	0	0	.000	.000	.000	0	0	0	0
Encarnación, E.	.093	43	10	4	7	0	0	1	8	8	0	14	0	0	.259	.163	.422	0	1	2	1
Engel, A.	.273	22	8	6	11	0	1	1	10	0	0	4	0	0	.273	.500	.773	0	0	0	0
García, L.	.231	13	4	3	6	0	0	1	4	1	0	1	0	0	.286	.462	.747	0	0	0	0
Goins, R.	.000	5	4	0	0	0	0	0	0	0	0	0	0	0	.000	.000	.000	0	0	0	0
González, L.	.000	0	1	0	0	0	0	0	0	0	0	0	0	0	1.000	.000	1.000	0	0	1	0
Grandal, Y.	.286	35	17	10	15	2	0	1	16	9	0	16	0	0	.426	.429	.854	0	2	1	1
Jiménez, E.	.326	43	15	14	32	3	0	5	26	5	0	13	0	0	.388	.744	1.132	0	1	0	1
Madrigal, N.	.370	27	8	10	10	0	0	0	11	1	0	2	0	0	.393	.370	.763	0	0	0	3
Mazara, N.	.345	29	10	10	14	4	0	0	14	3	0	9	0	0	.406	.483	.889	0	0	0	0
McCann, J.	.217	23	12	5	7	2	0	0	7	1	0	12	0	0	.231	.304	.535	0	2	0	0
Mendick, D.	.048	21	8	1	1	0	0	0	1	1	0	4	0	1	.087	.048	.135	0	1	0	0
Mercedes, Y.	.000	1	0	0	0	0	0	0	0	0	0	0	0	0	.000	.000	.000	0	0	0	0
Moncada, Y.	.256	43	22	11	22	2	0	3	20	11	0	15	0	0	.404	.512	.915	0	2	1	0
Robert, L.	.241	54	25	13	31	3	0	5	24	2	0	20	1	0	.259	.574	.833	0	2	0	2
Sánchez, Y.	.000	2	6	0	0	0	0	0	0	1	0	0	0	0	.333	.000	.333	0	0	0	1
<b>SOX</b>	<b>.251</b>	<b>483</b>	<b>212</b>	<b>121</b>	<b>220</b>	<b>28</b>	<b>1</b>	<b>23</b>	<b>201</b>	<b>52</b>	<b>1</b>	<b>141</b>	<b>1</b>	<b>1</b>	<b>.326</b>	<b>.455</b>	<b>.781</b>	<b>0</b>	<b>13</b>	<b>8</b>	<b>17</b>
<b>OPP</b>	<b>.240</b>	<b>438</b>	<b>176</b>	<b>105</b>	<b>182</b>	<b>21</b>	<b>1</b>	<b>18</b>	<b>162</b>	<b>61</b>	<b>5</b>	<b>112</b>	<b>10</b>	<b>2</b>	<b>.339</b>	<b>.416</b>	<b>.754</b>	<b>4</b>	<b>7</b>	<b>8</b>	<b>16</b>

# WHITE SOX STATISTICS

WHITE SOX OVERVIEW

MANAGER & COACHES

PLAYERS & ROSTER

2020 SEASON REVIEW

POSTSEASON HISTORY

MEDIA INFO. & MISC.

## WHITE SOX WITH BASES LOADED

Player	AVG	AB	R	H	TB	2B	3B	HR	RBI	BB	IBB	SO	SB	CS	OBP	SLG	OPS	SH	SF	HBP	GIDP
Abreu, J.	.250	8	4	2	4	2	0	0	6	0	0	2	0	0	.250	.500	.750	0	0	0	0
Anderson, T.	.000	4	4	0	0	0	0	0	2	1	0	2	0	0	.200	.000	.200	0	0	0	0
Collins, Z.	.000	1	0	0	0	0	0	0	0	0	0	0	0	0	.000	.000	.000	0	0	0	0
Delmonico, N.	1.000	1	0	1	1	0	0	0	2	0	0	0	0	0	1.000	1.000	2.000	0	0	0	0
Encarnación, E.	.000	3	2	0	0	0	0	0	1	1	0	1	0	0	.250	.000	.250	0	0	0	0
Engel, A.	.333	3	1	1	1	0	0	0	3	0	0	0	0	0	.333	.333	.667	0	0	0	0
García, L.	.000	2	0	0	0	0	0	0	0	0	0	0	0	0	.000	.000	.000	0	0	0	0
Goins, R.	.000	0	1	0	0	0	0	0	0	0	0	0	0	0	.000	.000	.000	0	0	0	0
González, L.	.000	0	0	0	0	0	0	0	0	0	0	0	0	0	.000	.000	.000	0	0	0	0
Grandal, Y.	.000	1	3	0	0	0	0	0	2	1	0	1	0	0	.333	.000	.333	0	1	0	0
Jiménez, E.	.000	4	2	0	0	0	0	0	2	0	0	2	0	0	.000	.000	.000	0	1	0	0
Madrigal, N.	.500	4	3	2	2	0	0	0	3	0	0	0	0	0	.500	.500	1.000	0	0	0	2
Mazara, N.	.500	2	1	1	1	0	0	0	3	1	0	0	0	0	.667	.500	1.167	0	0	0	0
McCann, J.	.000	1	3	0	0	0	0	0	1	0	0	0	0	0	.000	.000	.000	0	1	0	0
Mendick, D.	.000	2	1	0	0	0	0	0	1	0	0	1	0	0	.000	.000	.000	0	1	0	0
Moncada, Y.	.333	3	4	1	1	0	0	0	3	1	0	1	0	0	.400	.333	.733	0	1	0	0
Robert, L.	.167	6	4	1	2	1	0	0	3	0	0	2	0	0	.167	.333	.500	0	0	0	0
<b>SOX</b>	<b>.200</b>	<b>45</b>	<b>33</b>	<b>9</b>	<b>12</b>	<b>3</b>	<b>0</b>	<b>0</b>	<b>32</b>	<b>5</b>	<b>0</b>	<b>12</b>	<b>0</b>	<b>0</b>	<b>.255</b>	<b>.267</b>	<b>.521</b>	<b>0</b>	<b>5</b>	<b>0</b>	<b>2</b>
<b>OPP</b>	<b>.266</b>	<b>64</b>	<b>46</b>	<b>17</b>	<b>24</b>	<b>1</b>	<b>0</b>	<b>2</b>	<b>44</b>	<b>1</b>	<b>0</b>	<b>18</b>	<b>0</b>	<b>0</b>	<b>.271</b>	<b>.375</b>	<b>.646</b>	<b>0</b>	<b>4</b>	<b>1</b>	<b>5</b>

## WHITE SOX STARTING PITCHERS

Pitcher	W-L	ERA	G	GS	CG	SHO	GF	HLD	SV	SVO	IP	H	R	ER	HR	HB	BB	IBB	SO	AVG	WP	BK	GIDP	TBF
Cease, D.	5-4	4.01	12	12	0	0	0	0	0	0	58.1	50	30	26	12	5	34	1	44	.234	1	0	10	255
Dunning, D.	2-0	3.97	7	7	0	0	0	0	0	0	34.0	25	17	15	4	2	13	0	35	.197	5	0	1	142
Foster, M.	0-0	0.00	2	2	0	0	0	0	0	0	4.0	0	0	0	0	0	1	0	5	.000	0	0	0	12
Giolito, L.	4-3	3.48	12	12	1	1	0	0	0	0	72.1	47	31	28	8	2	28	0	97	.184	3	0	8	288
Gonzalez, G.	0-1	4.15	4	4	0	0	0	0	0	0	17.1	25	9	8	3	0	9	0	21	.333	0	0	1	84
Keuchel, D.	6-2	1.99	11	11	0	0	0	0	0	0	63.1	52	15	14	2	0	17	0	42	.218	0	0	5	257
López, R.	1-3	6.49	8	8	0	0	0	0	0	0	26.1	28	21	19	9	1	15	0	24	.269	1	0	2	121
Rodón, C.	0-1	9.53	2	2	0	0	0	0	0	0	5.2	7	6	6	1	0	3	0	5	.304	0	0	1	26
Stiever, J.	0-1	9.95	2	2	0	0	0	0	0	0	6.1	7	7	7	4	0	4	0	3	.280	0	0	0	29
<b>SOX</b>	<b>18-15</b>	<b>3.85</b>	<b>60</b>	<b>60</b>	<b>1</b>	<b>1</b>	<b>0</b>	<b>0</b>	<b>0</b>	<b>0</b>	<b>287.2</b>	<b>241</b>	<b>136</b>	<b>123</b>	<b>43</b>	<b>10</b>	<b>124</b>	<b>1</b>	<b>276</b>	<b>.225</b>	<b>10</b>	<b>0</b>	<b>28</b>	<b>1214</b>

## WHITE SOX RELIEF PITCHERS

Pitcher	W-L	ERA	G	GS	CG	SHO	GF	HLD	SV	SVO	IP	H	R	ER	HR	HB	BB	IBB	SO	AVG	WP	BK	GIDP	TBF
Anderson, A.	0-1	40.50	1	0	0	0	0	0	0	0	1.1	4	6	6	2	0	2	0	2	.500	1	0	0	10
Bummer, A.	1-0	0.96	9	0	0	0	1	3	0	0	9.1	5	1	1	0	0	5	0	14	.152	0	0	1	38
Burdi, Z.	0-1	11.05	8	0	0	0	0	1	0	2	7.1	11	11	9	4	0	3	0	11	.324	1	0	0	37
Cishek, S.	0-0	5.40	22	0	0	0	8	0	0	2	20.0	21	12	12	4	4	9	0	21	.269	0	0	1	93
Colomé, A.	2-0	0.81	21	0	0	0	18	0	12	13	22.1	13	3	2	0	1	8	0	16	.163	0	0	1	90
Cordero, J.	1-2	6.08	30	0	0	0	4	9	0	1	26.2	33	21	18	2	3	9	2	22	.300	3	0	3	124
Crochet, G.	0-0	0.00	5	0	0	0	1	1	0	0	6.0	3	0	0	0	1	0	0	8	.143	0	0	0	22
Detwiler, R.	1-1	3.20	16	0	0	0	4	1	0	0	19.2	19	8	7	2	1	5	1	15	.253	1	0	2	81
Flores Jr., B.	0-0	9.00	2	0	0	0	1	0	0	0	2.0	4	2	2	0	0	0	0	2	.400	0	0	0	10
Foster, M.	6-1	2.55	21	0	0	0	4	2	0	1	24.2	16	8	7	2	0	8	0	26	.182	0	0	1	97
Fry, J.	0-1	3.66	18	0	0	0	4	2	0	0	19.2	16	9	8	3	0	12	2	24	.225	1	0	3	83
González, G.	1-1	5.65	8	0	0	0	1	0	0	0	14.1	15	10	9	3	2	10	0	13	.268	2	0	2	69
Hamilton, I.	0-0	4.50	4	0	0	0	0	0	0	0	4.0	4	2	2	0	0	5	0	4	.267	2	0	1	20
Herrera, K.	0-0	15.43	2	0	0	0	1	0	0	0	2.1	3	4	4	2	0	1	0	3	.300	0	0	0	11
Heuer, C.	3-0	1.52	21	0	0	0	4	5	1	1	23.2	12	4	4	1	0	9	0	25	.145	0	0	1	92
Lail, B.	0-0	0.00	1	0	0	0	1	0	0	0	1.1	2	0	0	0	0	0	0	1	.333	0	0	0	6
Lambert, J.	0-0	0.00	2	0	0	0	1	0	0	0	2.0	2	0	0	0	0	0	0	2	.250	0	0	0	8
Marshall, E.	2-1	2.38	23	0	0	0	0	8	0	3	22.2	17	6	6	1	0	7	0	30	.198	2	0	0	93
McRae, A.	0-0	0.00	2	0	0	0	1	0	0	0	3.0	1	0	0	0	0	0	0	2	.100	0	0	0	10
Rodón, C.	0-1	4.50	2	0	0	0	0	0	0	1	2.0	2	1	1	0	1	0	0	1	.250	1	0	0	9
Ruiz, J.	0-0	2.25	5	0	0	0	4	0	0	1	4.0	2	1	1	1	0	0	0	5	.143	0	0	0	14
Sánchez, Y.	0-0	9.00	1	0	0	0	1	0	0	0	1.0	2	1	1	1	0	0	0	0	.500	0	0	0	4
<b>SOX</b>	<b>17-10</b>	<b>3.76</b>	<b>224</b>	<b>0</b>	<b>0</b>	<b>0</b>	<b>59</b>	<b>32</b>	<b>13</b>	<b>25</b>	<b>239.1</b>	<b>207</b>	<b>110</b>	<b>100</b>	<b>28</b>	<b>13</b>	<b>93</b>	<b>5</b>	<b>247</b>	<b>.228</b>	<b>14</b>	<b>0</b>	<b>16</b>	<b>1021</b>



# WHITE SOX STATISTICS

## WHITE SOX AT HOME

Player	AVG	G	AB	R	H	TB	2B	3B	HR	RBI	BB	IBB	SO	SB	CS	OBP	SLG	OPS	SH	SF	HBP	GIDP
Abreu, J.	.305	30	118	16	36	66	6	0	8	25	9	1	31	0	0	.354	.559	.914	0	0	0	7
Anderson, T.	.311	25	106	23	33	52	4	0	5	13	4	0	24	3	1	.348	.491	.839	0	0	2	1
Collins, Z.	.111	5	9	1	1	2	1	0	0	0	2	0	2	0	0	.273	.222	.495	0	0	0	0
Cuthbert, C.	.000	1	1	0	0	0	0	0	0	0	0	0	0	0	0	.000	.000	.000	0	0	0	0
Delmonico, N.	.000	3	9	0	0	0	0	0	0	0	1	0	1	0	0	.100	.000	.100	0	0	0	1
Dyson, J.	.500	5	6	2	3	3	0	0	0	0	0	0	0	2	0	.500	.500	1.000	1	0	0	0
Encarnación, E.	.139	21	72	8	10	31	3	0	6	10	8	0	22	0	0	.244	.431	.674	0	0	2	3
Engel, A.	.348	19	46	5	16	26	4	0	2	5	1	0	9	0	0	.362	.565	.927	0	0	0	0
García, L.	.214	8	28	4	6	16	1	0	3	7	3	0	8	0	0	.290	.571	.862	0	0	0	0
Goins, R.	.000	7	1	2	0	0	0	0	0	0	0	0	0	0	0	.000	.000	.000	0	0	0	0
González, L.	.000	1	0	1	0	0	0	0	0	0	0	0	0	0	0	1.000	.000	1.000	0	0	1	0
Grandal, Y.	.192	22	73	11	14	25	2	0	3	7	17	0	29	0	0	.352	.342	.694	0	0	1	2
Jiménez, E.	.313	27	96	14	30	58	4	0	8	21	9	0	28	0	0	.371	.604	.976	0	0	0	3
Madrigal, N.	.308	11	39	4	12	12	0	0	0	5	1	0	0	2	0	.341	.308	.649	0	0	1	1
Mazara, N.	.174	23	69	9	12	16	4	0	0	8	7	0	23	0	0	.278	.232	.510	0	0	3	0
McCann, J.	.362	16	47	12	17	31	2	0	4	10	3	0	13	1	1	.415	.660	1.075	0	1	2	2
Mendick, D.	.267	19	60	6	16	26	4	0	2	5	3	0	18	0	1	.297	.433	.730	0	1	0	2
Moncada, Y.	.248	27	101	18	25	46	6	0	5	19	16	0	38	0	0	.347	.455	.803	0	1	0	1
Robert, L.	.277	27	94	16	26	48	4	0	6	15	6	0	29	3	2	.314	.511	.824	0	2	0	4
Sánchez, Y.	.500	2	2	2	1	2	1	0	0	0	1	0	1	0	0	.667	1.000	1.667	0	0	0	0
<b>SOX</b>	<b>.264</b>	<b>30</b>	<b>977</b>	<b>154</b>	<b>258</b>	<b>460</b>	<b>46</b>	<b>0</b>	<b>52</b>	<b>150</b>	<b>91</b>	<b>1</b>	<b>276</b>	<b>11</b>	<b>5</b>	<b>.333</b>	<b>.471</b>	<b>.804</b>	<b>1</b>	<b>5</b>	<b>12</b>	<b>27</b>
<b>OPP</b>	<b>.218</b>	<b>30</b>	<b>992</b>	<b>130</b>	<b>216</b>	<b>367</b>	<b>31</b>	<b>0</b>	<b>40</b>	<b>119</b>	<b>117</b>	<b>1</b>	<b>265</b>	<b>10</b>	<b>5</b>	<b>.308</b>	<b>.370</b>	<b>.678</b>	<b>3</b>	<b>5</b>	<b>14</b>	<b>17</b>

Pitcher	W-L	ERA	G	GS	CG	SHO	GF	HLD	SV	SVO	IP	H	R	ER	HR	HB	BB	IBB	SO	AVG	WP	BK	GIDP	TBF
Anderson, A.	0-1	40.50	1	0	0	0	0	0	0	0	1.1	4	6	6	2	0	2	0	2	.500	1	0	0	10
Bummer, A.	0-0	2.25	4	0	0	0	0	2	0	0	4.0	3	1	1	0	0	5	0	4	.200	0	0	1	20
Burdi, Z.	0-1	13.50	6	0	0	0	0	1	0	2	5.1	9	9	8	4	0	2	0	8	.360	1	0	0	27
Cease, D.	2-1	3.24	5	5	0	0	0	0	0	0	25.0	18	9	9	5	2	21	1	21	.214	0	0	6	109
Cishek, S.	0-0	8.00	10	0	0	0	3	0	0	1	9.0	10	8	8	3	2	3	0	8	.286	0	0	0	42
Colomé, A.	2-0	0.00	10	0	0	0	8	0	5	6	11.0	5	1	0	0	1	3	0	8	.132	0	0	1	43
Cordero, J.	1-1	5.28	16	0	0	0	3	3	0	0	15.1	16	12	9	1	2	3	0	10	.267	2	0	2	66
Crochet, G.	0-0	0.00	1	0	0	0	0	1	0	0	2.0	2	0	0	0	0	0	0	3	.250	0	0	0	8
Detwiler, R.	0-0	2.16	7	0	0	0	2	0	0	0	8.1	8	2	2	0	0	0	0	4	.258	0	0	1	31
Dunning, D.	1-0	3.72	4	4	0	0	0	0	0	0	19.1	11	10	8	3	2	7	0	23	.162	4	0	0	77
Flores Jr., B.	0-0	0.00	1	0	0	0	1	0	0	0	1.0	2	0	0	0	0	0	0	1	.400	0	0	0	5
Foster, M.	2-0	2.35	12	2	0	0	3	0	0	1	15.1	8	4	4	2	0	7	0	14	.154	0	0	1	59
Fry, J.	0-0	0.73	10	0	0	0	1	1	0	0	12.1	6	2	1	1	0	7	0	15	.146	0	0	1	48
Giolito, L.	2-3	3.95	7	7	1	1	0	0	0	0	43.1	26	20	19	4	2	19	0	54	.172	3	0	3	174
González, G.	0-1	8.40	6	2	0	0	0	0	0	0	15.0	24	15	14	4	2	8	0	18	.343	0	0	0	80
Hamilton, I.	0-0	0.00	2	0	0	0	0	0	0	0	2.2	3	0	0	0	0	2	0	4	.273	1	0	0	13
Herrera, K.	0-0	15.43	2	0	0	0	1	0	0	0	2.1	3	4	4	2	0	1	0	3	.300	0	0	0	11
Heuer, C.	2-0	0.00	10	0	0	0	2	2	0	0	10.2	4	0	0	0	0	5	0	12	.108	0	0	0	42
Keuchel, D.	3-1	2.63	4	4	0	0	0	0	0	0	24.0	16	7	7	0	0	6	0	17	.184	0	0	1	94
Lail, B.	0-0	0.00	1	0	0	0	1	0	0	0	1.1	2	0	0	0	0	0	0	1	.333	0	0	0	6
Lambert, J.	0-0	0.00	1	0	0	0	1	0	0	0	1.0	1	0	0	0	0	0	0	1	.250	0	0	0	4
López, R.	1-2	8.27	5	5	0	0	0	0	0	0	16.1	20	15	15	7	0	9	0	15	.303	1	0	0	76
Marshall, E.	2-1	2.31	12	0	0	0	0	3	0	2	11.2	10	3	3	1	0	5	0	14	.217	0	0	0	51
McRae, A.	0-0	0.00	1	0	0	0	0	0	0	0	2.0	0	0	0	0	0	0	0	0	.000	0	0	0	6
Rodón, C.	0-0	0.00	1	0	0	0	0	0	0	0	1.2	0	0	0	0	1	0	0	1	.000	0	0	0	6
Ruiz, J.	0-0	0.00	2	0	0	0	2	0	0	0	2.0	1	0	0	0	0	0	0	1	.143	0	0	0	7
Sánchez, Y.	0-0	9.00	1	0	0	0	1	0	0	0	1.0	2	1	1	1	0	0	0	0	.500	0	0	0	4
Stiever, J.	0-0	2.45	1	1	0	0	0	0	0	0	3.2	2	1	1	0	0	2	0	3	.167	0	0	0	14
<b>SOX</b>	<b>18-12</b>	<b>4.03</b>	<b>30</b>	<b>30</b>	<b>1</b>	<b>1</b>	<b>29</b>	<b>13</b>	<b>5</b>	<b>12</b>	<b>268.0</b>	<b>216</b>	<b>130</b>	<b>120</b>	<b>40</b>	<b>14</b>	<b>117</b>	<b>1</b>	<b>265</b>	<b>.218</b>	<b>13</b>	<b>0</b>	<b>17</b>	<b>1133</b>

# WHITE SOX STATISTICS

## WHITE SOX ON THE ROAD

Player	AVG	G	AB	R	H	TB	2B	3B	HR	RBI	BB	IBB	SO	SB	CS	OBP	SLG	OPS	SH	SF	HBP	GIDP
Abreu, J.	.328	30	122	27	40	82	9	0	11	35	9	0	28	0	0	.385	.672	1.057	0	1	3	3
Anderson, T.	.333	24	102	22	34	58	7	1	5	8	6	0	26	2	1	.367	.569	.936	0	1	0	3
Collins, Z.	.000	4	7	0	0	0	0	0	0	0	0	0	3	0	0	.000	.000	.000	0	0	0	0
Delmonico, N.	.273	3	11	0	3	3	0	0	0	3	1	0	1	0	0	.333	.273	.606	0	0	0	1
Dyson, J.	.000	6	4	1	0	0	0	0	0	0	0	0	1	0	0	.000	.000	.000	0	0	0	0
Encarnación, E.	.172	23	87	11	15	29	2	0	4	9	8	0	32	0	0	.255	.333	.588	0	1	2	0
Engel, A.	.238	17	42	6	10	16	1	1	1	7	2	0	10	1	0	.304	.381	.685	0	0	2	1
García, L.	.323	8	31	2	10	10	0	0	0	1	1	0	1	0	0	.344	.323	.666	0	0	0	0
Goins, R.	.000	7	8	2	0	0	0	0	0	0	1	0	1	0	0	.111	.000	.111	0	0	0	0
González, L.	.000	2	1	0	0	0	0	0	0	0	0	0	1	0	0	.000	.000	.000	0	0	0	0
Grandal, Y.	.261	24	88	16	23	43	5	0	5	20	13	0	29	0	0	.350	.489	.838	0	2	0	2
Jiménez, E.	.282	28	117	12	33	61	10	0	6	20	3	0	28	0	0	.298	.521	.819	0	1	0	1
Madrigal, N.	.359	18	64	4	23	26	3	0	6	3	0	7	0	1	.397	.406	.803	0	0	1	4	
Mazara, N.	.284	19	67	4	19	24	2	0	1	7	3	0	21	0	1	.314	.358	.672	0	0	0	0
McCann, J.	.220	15	50	8	11	21	1	0	3	5	5	0	17	0	0	.310	.420	.730	0	1	2	0
Mendick, D.	.213	14	47	5	10	15	0	1	1	1	3	0	7	0	0	.260	.319	.579	0	0	0	1
Mercedes, Y.	.000	1	1	0	0	0	0	0	0	0	0	0	0	0	0	.000	.000	.000	0	0	0	0
Moncada, Y.	.202	25	99	10	20	31	2	3	1	5	12	0	34	0	0	.292	.313	.605	0	1	1	0
Robert, L.	.194	29	108	17	21	40	4	0	5	16	14	0	44	6	0	.293	.370	.663	0	0	1	0
Sánchez, Y.	.286	9	14	5	4	9	2	0	1	1	4	0	4	0	0	.444	.643	1.087	0	0	0	1
<b>SOX</b>	<b>.258</b>	<b>30</b>	<b>1070</b>	<b>152</b>	<b>276</b>	<b>468</b>	<b>48</b>	<b>6</b>	<b>44</b>	<b>144</b>	<b>88</b>	<b>0</b>	<b>295</b>	<b>9</b>	<b>3</b>	<b>.319</b>	<b>.437</b>	<b>.757</b>	<b>0</b>	<b>8</b>	<b>12</b>	<b>17</b>
<b>OPP</b>	<b>.235</b>	<b>30</b>	<b>988</b>	<b>116</b>	<b>232</b>	<b>383</b>	<b>52</b>	<b>3</b>	<b>31</b>	<b>112</b>	<b>100</b>	<b>5</b>	<b>258</b>	<b>6</b>	<b>5</b>	<b>.310</b>	<b>.388</b>	<b>.698</b>	<b>2</b>	<b>2</b>	<b>9</b>	<b>27</b>

Pitcher	W-L	ERA	G	GS	CG	SHO	GF	HLD	SV	SVO	IP	H	R	ER	HR	HB	BB	IBB	SO	AVG	WP	BK	GIDP	TBF
Bummer, A.	1-0	0.00	5	0	0	0	1	1	0	0	5.1	2	0	0	0	0	0	0	10	.111	0	0	0	18
Burdi, Z.	0-0	4.50	2	0	0	0	0	0	0	0	2.0	2	2	1	0	0	1	0	3	.222	0	0	0	10
Cease, D.	3-3	4.59	7	7	0	0	0	0	0	0	33.1	32	21	17	7	3	13	0	23	.246	1	0	4	146
Cishek, S.	0-0	3.27	12	0	0	0	5	0	0	1	11.0	11	4	4	1	2	6	0	13	.256	0	0	1	51
Colomé, A.	0-0	1.59	11	0	0	0	10	0	7	7	11.1	8	2	2	0	0	5	0	8	.190	0	0	0	47
Cordero, J.	0-1	7.15	14	0	0	0	1	6	0	1	11.1	17	9	9	1	1	6	2	12	.340	1	0	1	58
Crochet, G.	0-0	0.00	4	0	0	0	1	0	0	0	4.0	1	0	0	0	1	0	0	5	.077	0	0	0	14
Detwiler, R.	1-1	3.97	9	0	0	0	2	1	0	0	11.1	11	6	5	2	1	5	1	11	.250	1	0	1	50
Dunning, D.	1-0	4.30	3	3	0	0	0	0	0	0	14.2	14	7	7	1	0	6	0	12	.237	1	0	1	65
Flores Jr., B.	0-0	18.00	1	0	0	0	0	0	0	0	1.0	2	2	2	0	0	0	0	1	.400	0	0	0	5
Foster, M.	4-1	2.03	11	0	0	0	1	2	0	0	13.1	8	4	3	0	0	2	0	17	.170	0	0	0	50
Fry, J.	0-1	8.59	8	0	0	0	3	1	0	0	7.1	10	7	7	2	0	5	2	9	.333	1	0	2	35
Giolito, L.	2-0	2.79	5	5	0	0	0	0	0	0	29.0	21	11	9	4	0	9	0	43	.202	0	0	5	114
González, G.	1-1	1.62	6	2	0	0	1	0	0	0	16.2	16	4	3	2	0	11	0	16	.262	2	0	3	73
Hamilton, I.	0-0	13.50	2	0	0	0	0	0	0	0	1.1	1	2	2	0	0	3	0	0	.250	1	0	1	7
Heuer, C.	1-0	2.77	11	0	0	0	2	3	1	1	13.0	8	4	4	1	0	4	0	13	.174	0	0	1	50
Keuchel, D.	3-1	1.60	7	7	0	0	0	0	0	0	39.1	36	8	7	2	0	11	0	25	.238	0	0	4	163
Lambert, J.	0-0	0.00	1	0	0	0	0	0	0	0	1.0	1	0	0	0	0	0	0	1	.250	0	0	0	4
López, R.	0-1	3.60	3	3	0	0	0	0	0	0	10.0	8	6	4	2	1	6	0	9	.211	0	0	2	45
Marshall, E.	0-0	2.45	11	0	0	0	0	5	0	1	11.0	7	3	3	0	0	2	0	16	.175	2	0	0	42
McRae, A.	0-0	0.00	1	0	0	0	1	0	0	0	1.0	1	0	0	0	0	0	0	2	.250	0	0	0	4
Rodón, C.	0-2	10.50	3	2	0	0	0	0	0	1	6.0	9	7	7	1	0	3	0	5	.346	1	0	1	29
Ruiz, J.	0-0	4.50	3	0	0	0	2	0	0	1	2.0	1	1	1	1	0	0	0	4	.143	0	0	0	7
Stiever, J.	0-1	20.25	1	1	0	0	0	0	0	0	2.2	5	6	6	4	0	2	0	0	.385	0	0	0	15
<b>SOX</b>	<b>17-13</b>	<b>3.58</b>	<b>30</b>	<b>30</b>	<b>0</b>	<b>0</b>	<b>30</b>	<b>19</b>	<b>8</b>	<b>13</b>	<b>259.0</b>	<b>232</b>	<b>116</b>	<b>103</b>	<b>31</b>	<b>9</b>	<b>100</b>	<b>5</b>	<b>258</b>	<b>.235</b>	<b>11</b>	<b>0</b>	<b>27</b>	<b>1102</b>

WHITE SOX OVERVIEW

MANAGER & COACHES

PLAYERS & ROSTER

2020 SEASON REVIEW

POSTSEASON HISTORY

MEDIA INFO. & MISC.

# WHITE SOX STATISTICS

## WHITE SOX IN DAY GAMES

Player	AVG	G	AB	R	H	TB	2B	3B	HR	RBI	BB	IBB	SO	SB	CS	OBP	SLG	OPS	SH	SF	HBP	GIDP
Abreu, J	.312	20	77	14	24	45	6	0	5	14	10	1	20	0	0	.391	.584	.975	0	0	0	3
Anderson, T	.253	18	75	15	19	34	4	1	3	5	4	0	22	3	0	.300	.453	.753	0	0	1	1
Collins, Z	.000	4	5	0	0	0	0	0	0	0	1	0	1	0	0	.167	.000	.167	0	0	0	0
Cuthbert, C	.000	1	1	0	0	0	0	0	0	0	0	0	0	0	0	.000	.000	.000	0	0	0	0
Delmonico, N	.188	5	16	0	3	3	0	0	0	3	2	0	2	0	0	.278	.188	.465	0	0	0	1
Dyson, J	.500	4	6	3	3	3	0	0	0	0	0	0	0	2	0	.500	.500	1.000	1	0	0	0
Encarnación, E	.196	15	56	9	11	30	1	0	6	12	2	0	23	0	0	.262	.536	.798	0	0	3	3
Engel, A	.435	12	23	4	10	16	3	0	1	2	1	0	5	0	0	.458	.696	1.154	0	0	0	0
García, L	.211	5	19	2	4	10	0	0	2	4	1	0	3	0	0	.250	.526	.776	0	0	0	0
Goins, R	.000	5	4	0	0	0	0	0	0	0	0	0	1	0	0	.000	.000	.000	0	0	0	0
González, L	.000	1	0	0	0	0	0	0	0	0	0	0	0	0	0	.000	.000	.000	0	0	0	0
Grandal, Y	.294	15	51	9	15	23	2	0	2	10	13	0	19	0	0	.438	.451	.888	0	0	0	1
Jiménez, E	.286	17	63	11	18	41	2	0	7	15	5	0	22	0	0	.338	.651	.989	0	0	0	0
Madrigal, N	.565	6	23	3	13	13	0	0	0	4	0	0	1	1	1	.583	.565	1.149	0	0	1	0
Mazara, N	.200	14	50	3	10	14	4	0	0	5	2	0	11	0	0	.245	.280	.525	0	0	1	0
McCann, J	.333	10	33	6	11	18	1	0	2	5	4	0	11	1	0	.405	.545	.951	0	0	0	0
Mendick, D	.224	15	49	4	11	16	2	0	1	3	3	0	11	0	1	.269	.327	.596	0	0	0	1
Mercedes, Y	.000	1	1	0	0	0	0	0	0	0	0	0	0	0	0	.000	.000	.000	0	0	0	0
Moncada, Y	.224	16	58	7	13	23	4	0	2	8	10	0	24	0	0	.338	.397	.735	0	0	0	0
Robert, L	.254	18	63	11	16	28	3	0	3	11	8	0	24	2	1	.342	.444	.787	0	1	1	1
Sánchez, Y	.500	3	6	4	3	5	2	0	0	0	3	0	1	0	0	.667	.833	1.500	0	0	0	1
<b>SOX</b>	<b>.271</b>	<b>20</b>	<b>679</b>	<b>105</b>	<b>184</b>	<b>322</b>	<b>34</b>	<b>1</b>	<b>34</b>	<b>101</b>	<b>69</b>	<b>1</b>	<b>201</b>	<b>9</b>	<b>3</b>	<b>.344</b>	<b>.474</b>	<b>.818</b>	<b>1</b>	<b>1</b>	<b>7</b>	<b>12</b>
<b>OPP</b>	<b>.229</b>	<b>20</b>	<b>651</b>	<b>93</b>	<b>149</b>	<b>267</b>	<b>25</b>	<b>0</b>	<b>31</b>	<b>88</b>	<b>68</b>	<b>1</b>	<b>171</b>	<b>8</b>	<b>3</b>	<b>.311</b>	<b>.410</b>	<b>.721</b>	<b>2</b>	<b>1</b>	<b>10</b>	<b>14</b>

Pitcher	W-L	ERA	G	GS	CG	SHO	GF	HLD	SV	SVO	IP	H	R	ER	HR	HB	BB	IBB	SO	AVG	WP	BK	GIDP	TBF
Anderson, A.	0-1	40.50	1	0	0	0	0	0	0	0	1.1	4	6	6	2	0	2	0	2	.500	1	0	0	10
Bummer, A.	0-0	0.00	2	0	0	0	0	1	0	0	1.2	0	0	0	0	0	1	0	3	.000	0	0	0	6
Burdi, Z.	0-1	18.90	4	0	0	0	0	0	0	2	3.1	7	7	7	4	0	2	0	5	.412	0	0	0	19
Cease, D.	2-3	4.23	6	6	0	0	0	0	0	0	27.2	24	17	13	7	2	17	0	25	.231	1	0	4	123
Cishek, S.	0-0	5.06	11	0	0	0	3	0	0	1	10.2	12	6	6	4	1	3	0	14	.279	0	0	0	48
Colomé, A.	0-0	0.00	5	0	0	0	4	0	3	3	5.1	3	0	0	0	0	1	0	1	.167	0	0	1	19
Cordero, J.	1-0	4.97	13	0	0	0	1	4	0	0	12.2	15	8	7	1	1	4	0	13	.288	2	0	1	57
Crochet, G.	0-0	0.00	1	0	0	0	1	0	0	0	1.0	1	0	0	0	0	0	0	0	.250	0	0	0	4
Detwiler, R.	0-0	4.26	9	0	0	0	4	0	0	0	12.2	10	6	6	1	1	3	1	9	.217	0	0	1	50
Dunning, D.	0-0	0.00	1	1	0	0	0	0	0	0	5.0	0	0	0	0	0	1	0	7	.000	0	0	0	16
Foster, M.	1-0	0.00	7	2	0	0	2	0	0	0	10.1	4	0	0	0	0	3	0	9	.118	0	0	0	37
Fry, J.	0-0	1.23	6	0	0	0	0	1	0	0	7.1	6	1	1	1	0	4	0	5	.240	0	0	2	29
Giolito, L.	1-1	3.00	2	2	0	0	0	0	0	0	12.0	9	5	4	0	2	3	0	18	.205	1	0	1	49
Gonzalez, G.	0-0	13.50	2	0	0	0	0	0	0	0	4.0	8	6	6	1	2	1	0	4	.400	0	0	0	23
Hamilton, I.	0-0	0.00	2	0	0	0	0	0	0	0	2.2	2	0	0	0	0	2	0	2	.222	1	0	1	11
Herrera, K.	0-0	18.00	1	0	0	0	1	0	0	0	2.0	3	4	4	2	0	1	0	3	.333	0	0	0	10
Heuer, C.	1-0	0.00	4	0	0	0	1	0	0	0	4.0	2	0	0	0	0	1	0	6	.133	0	0	0	16
Keuchel, D.	4-0	2.45	4	4	0	0	0	0	0	0	22.0	13	6	6	0	0	5	0	11	.169	0	0	2	84
Lambert, J.	0-0	0.00	2	0	0	0	1	0	0	0	2.0	2	0	0	0	0	0	0	2	.250	0	0	0	8
López, R.	0-2	15.95	3	3	0	0	0	0	0	0	7.1	11	13	13	6	0	6	0	9	.333	0	0	0	39
Marshall, E.	0-1	3.00	6	0	0	0	0	3	0	1	6.0	5	2	2	1	0	3	0	10	.217	0	0	0	26
McRae, A.	0-0	0.00	1	0	0	0	1	0	0	0	1.0	1	0	0	0	0	0	0	2	.250	0	0	0	4
Rodón, C.	0-1	8.44	2	1	0	0	0	0	0	0	5.1	4	5	5	1	1	3	0	5	.211	0	0	1	23
Ruiz, J.	0-0	0.00	2	0	0	0	1	0	0	0	2.0	1	0	0	0	0	0	0	3	.143	0	0	0	7
Stiever, J.	0-0	2.45	1	1	0	0	0	0	0	0	3.2	2	1	1	0	0	2	0	3	.167	0	0	0	14
<b>SOX</b>	<b>10-10</b>	<b>4.53</b>	<b>20</b>	<b>20</b>	<b>0</b>	<b>0</b>	<b>20</b>	<b>9</b>	<b>3</b>	<b>7</b>	<b>173.0</b>	<b>149</b>	<b>93</b>	<b>87</b>	<b>31</b>	<b>10</b>	<b>68</b>	<b>1</b>	<b>171</b>	<b>.229</b>	<b>6</b>	<b>0</b>	<b>14</b>	<b>732</b>



# WHITE SOX STATISTICS

## WHITE SOX AT NIGHT

Player	AVG	G	AB	R	H	TB	2B	3B	HR	RBI	BB	IBB	SO	SB	CS	OBP	SLG	OPS	SH	SF	HBP	GIDP
Abreu, J.	.319	40	163	29	52	103	9	0	14	46	8	0	39	0	0	.360	.632	.992	0	1	3	7
Anderson, T.	.361	31	133	30	48	76	7	0	7	16	6	0	28	2	2	.390	.571	.962	0	1	1	3
Collins, Z.	.091	5	11	1	1	2	1	0	0	0	1	0	4	0	0	.167	.182	.348	0	0	0	0
Delmonico, N.	.000	1	4	0	0	0	0	0	0	0	0	0	0	0	0	.000	.000	.000	0	0	0	1
Dyson, J.	.000	7	4	0	0	0	0	0	0	0	0	0	1	0	0	.000	.000	.000	0	0	0	0
Encarnación, E.	.136	29	103	10	14	30	4	0	4	7	14	0	31	0	0	.244	.291	.535	0	1	1	0
Engel, A.	.246	24	65	7	16	26	2	1	2	10	2	0	14	1	0	.290	.400	.690	0	0	2	1
García, L.	.300	11	40	4	12	16	1	0	1	4	3	0	6	0	0	.349	.400	.749	0	0	0	0
Goins, R.	.000	9	5	4	0	0	0	0	0	0	1	0	0	0	0	.167	.000	.167	0	0	0	0
González, L.	.000	2	1	1	0	0	0	0	0	0	0	0	1	0	0	.500	.000	.500	0	0	1	0
Grandal, Y.	.200	31	110	18	22	45	5	0	6	17	17	0	39	0	0	.308	.409	.717	0	2	1	3
Jiménez, E.	.300	38	150	15	45	78	12	0	7	26	7	0	34	0	0	.329	.520	.849	0	1	0	4
Madrigal, N.	.275	23	80	5	22	25	3	0	0	7	4	0	6	1	0	.318	.313	.630	0	0	1	5
Mazara, N.	.244	28	86	10	21	26	2	0	1	10	8	0	33	0	1	.323	.302	.625	0	0	2	0
McCann, J.	.266	21	64	14	17	34	2	0	5	10	4	0	19	0	1	.338	.531	.869	0	2	4	2
Mendick, D.	.259	18	58	7	15	25	2	1	2	3	3	0	14	0	0	.290	.431	.721	0	1	0	2
Moncada, Y.	.225	36	142	21	32	54	4	3	4	16	18	0	48	0	0	.313	.380	.693	0	2	1	1
Robert, L.	.223	38	139	22	31	60	5	0	8	20	12	0	49	7	1	.283	.432	.714	0	1	0	3
Sánchez, Y.	.200	8	10	3	2	6	1	0	1	1	2	0	4	0	0	.333	.600	.933	0	0	0	0
<b>SOX</b>	<b>.256</b>	<b>40</b>	<b>1368</b>	<b>201</b>	<b>350</b>	<b>606</b>	<b>60</b>	<b>5</b>	<b>62</b>	<b>193</b>	<b>110</b>	<b>0</b>	<b>370</b>	<b>11</b>	<b>5</b>	<b>.317</b>	<b>.443</b>	<b>.760</b>	<b>0</b>	<b>12</b>	<b>17</b>	<b>32</b>
<b>OPP</b>	<b>.225</b>	<b>40</b>	<b>1329</b>	<b>153</b>	<b>299</b>	<b>483</b>	<b>58</b>	<b>3</b>	<b>40</b>	<b>143</b>	<b>149</b>	<b>5</b>	<b>352</b>	<b>8</b>	<b>7</b>	<b>.308</b>	<b>.363</b>	<b>.671</b>	<b>3</b>	<b>6</b>	<b>13</b>	<b>30</b>

Pitcher	W-L	ERA	G	GS	CG	SHO	GF	HLD	SV	SVO	IP	H	R	ER	HR	HB	BB	IBB	SO	AVG	WP	BK	GIDP	TBF
Bummer, A.	1-0	1.17	7	0	0	0	1	2	0	0	7.2	5	1	1	0	0	4	0	11	.179	0	0	1	32
Burdi, Z.	0-0	4.50	4	0	0	0	0	1	0	0	4.0	4	4	2	0	0	1	0	6	.235	1	0	0	18
Cease, D.	3-1	3.82	6	6	0	0	0	0	0	0	30.2	26	13	13	5	3	17	1	19	.236	0	0	6	132
Cishek, S.	0-0	5.79	11	0	0	0	5	0	0	1	9.1	9	6	6	0	3	6	0	7	.257	0	0	1	45
Colomé, A.	2-0	1.06	16	0	0	0	14	0	9	10	17.0	10	3	2	0	1	7	0	15	.161	0	0	0	71
Cordero, J.	0-2	7.07	17	0	0	0	3	5	0	1	14.0	18	13	11	1	2	5	2	9	.310	1	0	2	67
Crochet, G.	0-0	0.00	4	0	0	0	0	1	0	0	5.0	2	0	0	0	1	0	0	8	.118	0	0	0	18
Detwiler, R.	1-1	1.29	7	0	0	0	0	1	0	0	7.0	9	2	1	1	0	2	0	6	.310	1	0	1	31
Dunning, D.	2-0	4.66	6	6	0	0	0	0	0	0	29.0	25	17	15	4	2	12	0	28	.223	5	0	1	126
Flores Jr., B.	0-0	9.00	2	0	0	0	1	0	0	0	2.0	4	2	2	0	0	0	0	2	.400	0	0	0	10
Foster, M.	5-1	3.44	16	0	0	0	2	2	0	1	18.1	12	8	7	2	0	6	0	22	.185	0	0	1	72
Fry, J.	0-1	5.11	12	0	0	0	4	1	0	0	12.1	10	8	7	2	0	8	2	19	.217	1	0	1	54
Giolito, L.	3-2	3.58	10	10	1	1	0	0	0	0	60.1	38	26	24	8	0	25	0	79	.180	2	0	7	239
Gonzalez, G.	1-2	3.58	10	4	0	0	1	0	0	0	27.2	32	13	11	5	0	18	0	30	.288	2	0	3	130
Hamilton, I.	0-0	13.50	2	0	0	0	0	0	0	0	1.1	2	2	2	0	0	3	0	2	.333	1	0	0	9
Herrera, K.	0-0	0.00	1	0	0	0	0	0	0	0	0.1	0	0	0	0	0	0	0	0	.000	0	0	0	1
Heuer, C.	2-0	1.83	17	0	0	0	3	5	1	1	19.2	10	4	4	1	0	8	0	19	.147	0	0	1	76
Keuchel, D.	2-2	1.74	7	7	0	0	0	0	0	0	41.1	39	9	8	2	0	12	0	31	.242	0	0	3	173
Lail, B.	0-0	0.00	1	0	0	0	1	0	0	0	1.1	2	0	0	0	0	0	0	1	.333	0	0	0	6
López, R.	1-1	2.84	5	5	0	0	0	0	0	0	19.0	17	8	6	3	1	9	0	15	.239	1	0	2	82
Marshall, E.	2-0	2.16	17	0	0	0	0	5	0	2	16.2	12	4	4	0	0	4	0	20	.190	2	0	0	67
McRae, A.	0-0	0.00	1	0	0	0	0	0	0	0	2.0	0	0	0	0	0	0	0	0	.000	0	0	0	6
Rodón, C.	0-1	7.71	2	1	0	0	0	0	0	1	2.1	5	2	2	0	0	0	0	1	.417	1	0	0	12
Ruiz, J.	0-0	4.50	3	0	0	0	3	0	0	1	2.0	1	1	1	1	0	0	0	2	.143	0	0	0	7
Sánchez, Y.	0-0	9.00	1	0	0	0	1	0	0	0	1.0	2	1	1	1	0	0	0	0	.500	0	0	0	4
Stiever, J.	0-1	20.25	1	1	0	0	0	0	0	0	2.2	5	6	6	4	0	2	0	0	.385	0	0	0	15
<b>SOX</b>	<b>25-15</b>	<b>3.46</b>	<b>40</b>	<b>40</b>	<b>1</b>	<b>1</b>	<b>39</b>	<b>23</b>	<b>10</b>	<b>18</b>	<b>354.0</b>	<b>299</b>	<b>153</b>	<b>136</b>	<b>40</b>	<b>13</b>	<b>149</b>	<b>5</b>	<b>352</b>	<b>.225</b>	<b>18</b>	<b>0</b>	<b>30</b>	<b>1503</b>

WHITE SOX OVERVIEW

MANAGER & COACHES

PLAYERS & ROSTER

2020 SEASON REVIEW

POSTSEASON HISTORY

MEDIA INFO. & MISC.

# WHITE SOX STATISTICS

## WHITE SOX VS. LEFT-HANDERS

Player	AVG	G	AB	R	H	TB	2B	3B	HR	RBI	BB	IBB	SO	SB	CS	OBP	SLG	OPS	SH	SF	HBP	GIDP
Abreu, J.	.250		52	7	13	29	4	0	4	17	4	0	12	0	0	.316	.558	.874	0	0	1	3
Anderson, T.	.449		49	20	22	49	7	1	6	12	6	0	8	0	0	.509	1.000	1.509	0	0	0	0
Collins, Z.	.000		1	0	0	0	0	0	0	0	0	0	1	0	0	.000	.000	.000	0	0	0	0
Cuthbert, C.	.000		1	0	0	0	0	0	0	0	0	0	0	0	0	.000	.000	.000	0	0	0	0
Delmonico, N.	.000		0	0	0	0	0	0	0	0	0	0	0	0	0	.000	.000	.000	0	0	0	0
Dyson, J.	.500		2	0	1	1	0	0	0	0	0	0	0	0	0	.500	.500	1.000	0	0	0	0
Encarnación, E.	.121		33	7	4	14	1	0	3	3	6	0	12	0	0	.275	.424	.699	0	0	1	0
Engel, A.	.303		33	4	10	14	1	0	1	7	1	0	3	1	0	.343	.424	.767	0	0	1	0
García, L.	.500		8	1	4	7	0	0	1	4	0	0	0	0	0	.500	.875	1.375	0	0	0	0
Goins, R.	.000		4	2	0	0	0	0	0	0	1	0	0	0	0	.200	.000	.200	0	0	0	0
González, L.	.000		0	0	0	0	0	0	0	0	0	0	0	0	0	1.000	.000	1.000	0	0	1	0
Grandal, Y.	.286		28	6	8	14	0	0	2	8	7	0	10	0	0	.405	.500	.905	0	2	0	0
Jiménez, E.	.289		45	5	13	25	0	0	4	9	1	0	13	0	0	.304	.556	.860	0	0	0	2
Madrigal, N.	.227		22	0	5	5	0	0	0	2	0	0	0	0	0	.227	.227	.454	0	0	0	0
Mazara, N.	.333		24	2	8	10	2	0	0	6	2	0	10	0	0	.385	.417	.801	0	0	0	0
McCann, J.	.429		28	11	12	20	2	0	2	6	4	0	5	0	0	.528	.714	1.242	0	1	3	0
Mendick, D.	.194		31	4	6	11	2	0	1	2	3	0	9	0	0	.265	.355	.620	0	0	0	1
Moncada, Y.	.222		36	6	8	12	1	0	1	3	9	0	17	0	0	.370	.333	.703	0	1	0	0
Robert, L.	.273		44	14	12	20	2	0	2	9	6	0	9	1	0	.353	.455	.808	0	1	0	1
Sánchez, Y.	.000		1	1	0	0	0	0	0	0	1	0	1	0	0	.500	.000	.500	0	0	0	0
<b>SOX</b>	<b>.285</b>		<b>442</b>	<b>90</b>	<b>126</b>	<b>231</b>	<b>22</b>	<b>1</b>	<b>27</b>	<b>88</b>	<b>51</b>	<b>0</b>	<b>110</b>	<b>2</b>	<b>0</b>	<b>.364</b>	<b>.523</b>	<b>.887</b>	<b>0</b>	<b>5</b>	<b>7</b>	<b>7</b>
<b>OPP</b>	<b>.214</b>		<b>884</b>	<b>100</b>	<b>189</b>	<b>306</b>	<b>40</b>	<b>1</b>	<b>25</b>	<b>94</b>	<b>114</b>	<b>1</b>	<b>239</b>	<b>9</b>	<b>6</b>	<b>.313</b>	<b>.346</b>	<b>.659</b>	<b>2</b>	<b>3</b>	<b>15</b>	<b>18</b>

Player	AVG	G	AB	R	H	TB	2B	3B	HR	RBI	BB	IBB	SO	SB	CS	OBP	SLG	OPS	SH	SF	HBP	GIDP
Anderson, A.	.333		3	2	1	2	1	0	0	0	2	0	1	0	0	.600	.667	1.267	0	0	0	0
Bummer, A.	.231		13	1	3	3	0	0	0	4	0	0	4	0	0	.231	.231	.462	0	0	0	0
Burdi, Z.	.188		16	3	3	3	0	0	0	2	2	0	5	0	0	.278	.188	.465	0	0	0	0
Cease, D.	.256		125	17	32	62	9	0	7	14	20	0	20	2	1	.377	.496	.874	0	1	5	6
Cishek, S.	.194		31	5	6	9	3	0	0	4	6	0	13	0	0	.325	.290	.615	0	2	1	0
Colomé, A.	.098		41	1	4	5	1	0	0	1	5	0	13	2	0	.213	.122	.335	0	0	1	1
Cordero, J.	.426		54	8	23	34	3	1	2	6	6	1	9	0	2	.492	.630	1.121	0	0	1	1
Crochet, G.	.143		7	0	1	1	0	0	0	0	0	0	3	0	0	.143	.143	.286	0	0	0	0
Detwiler, R.	.194		31	2	6	6	0	0	0	3	1	0	6	1	1	.242	.194	.436	0	0	1	0
Dunning, D.	.246		61	9	15	24	3	0	2	9	8	0	16	2	0	.352	.393	.746	0	0	2	0
Flores Jr., B.	.000		2	1	0	0	0	0	0	1	0	0	1	0	0	.000	.000	.000	0	0	0	0
Foster, M.	.188		48	4	9	13	4	0	0	3	4	0	13	0	0	.250	.271	.521	1	0	0	0
Fry, J.	.231		26	1	6	9	3	0	0	2	2	0	8	0	1	.286	.346	.632	0	0	0	1
Giolito, L.	.180		150	19	27	48	6	0	5	15	19	0	59	0	1	.276	.320	.596	0	0	1	5
González, G.	.278		36	4	10	14	1	0	1	4	7	0	10	0	0	.422	.389	.811	0	0	2	2
Hamilton, I.	.222		9	1	2	2	0	0	0	1	3	0	3	0	0	.417	.222	.639	0	0	0	0
Herrera, K.	.250		8	1	2	5	0	0	1	1	0	0	3	0	0	.250	.625	.875	0	0	0	0
Heuer, C.	.130		46	2	6	8	2	0	0	2	6	0	14	0	0	.231	.174	.405	0	0	0	0
Keuchel, D.	.171		41	3	7	7	0	0	0	3	4	0	8	0	0	.244	.171	.415	0	0	0	0
Lail, B.	.250		4	0	1	1	0	0	0	0	0	0	1	0	0	.250	.250	.500	0	0	0	0
Lambert, J.	.333		6	0	2	2	0	0	0	0	0	0	1	0	0	.333	.333	.667	0	0	0	0
López, R.	.208		53	10	11	21	1	0	3	9	11	0	9	0	0	.344	.396	.740	1	0	0	2
Marshall, E.	.119		42	0	5	6	1	0	0	2	5	0	15	0	0	.213	.143	.356	0	0	0	0
McRae, A.	.000		4	0	0	0	0	0	0	0	0	0	0	0	0	.000	.000	.000	0	0	0	0
Rodón, C.	.333		3	0	1	2	1	0	0	0	0	0	0	2	0	.500	.667	1.167	0	0	1	0
Ruiz, J.	.143		7	1	1	4	0	0	1	3	0	0	2	0	0	.143	.571	.714	0	0	0	0
Sánchez, Y.	.333		3	0	1	2	1	0	0	0	0	0	0	0	0	.333	.667	1.000	0	0	0	0
Stiever, J.	.286		14	5	4	13	0	0	3	5	3	0	2	0	0	.412	.929	1.340	0	0	0	0
<b>SOX</b>	<b>.214</b>		<b>884</b>	<b>100</b>	<b>189</b>	<b>306</b>	<b>40</b>	<b>1</b>	<b>25</b>	<b>94</b>	<b>114</b>	<b>1</b>	<b>239</b>	<b>9</b>	<b>6</b>	<b>.313</b>	<b>.346</b>	<b>.659</b>	<b>2</b>	<b>3</b>	<b>15</b>	<b>18</b>

# WHITE SOX STATISTICS

## WHITE SOX VS. RIGHT-HANDERS

Player	AVG	G	AB	R	H	TB	2B	3B	HR	RBI	BB	IBB	SO	SB	CS	OBP	SLG	OPS	SH	SF	HBP	GIDP
Abreu, J.	.335		188	36	63	119	11	0	15	43	14	1	47	0	0	.385	.633	1.018	0	1	2	7
Anderson, T.	.283		159	25	45	61	4	0	4	9	4	0	42	5	2	.307	.384	.691	0	1	2	4
Collins, Z.	.067		15	1	1	2	1	0	0	0	2	0	4	0	0	.176	.133	.310	0	0	0	0
Delmonico, N.	.150		20	0	3	3	0	0	0	3	2	0	2	0	0	.227	.150	.377	0	0	0	2
Dyson, J.	.250		8	3	2	2	0	0	0	0	0	0	1	2	0	.250	.250	.500	1	0	0	0
Encarnación, E.	.167		126	12	21	46	4	0	7	16	10	0	42	0	0	.243	.365	.608	0	1	3	3
Engel, A.	.291		55	7	16	28	4	1	2	5	2	0	16	0	0	.328	.509	.837	0	0	1	1
García, L.	.235		51	5	12	19	1	0	2	4	4	0	9	0	0	.291	.373	.664	0	0	0	0
Goins, R.	.000		5	2	0	0	0	0	0	0	0	0	1	0	0	.000	.000	.000	0	0	0	0
González, L.	.000		1	1	0	0	0	0	0	0	0	0	1	0	0	.000	.000	.000	0	0	0	0
Grandal, Y.	.218		133	21	29	54	7	0	6	19	23	0	48	0	0	.338	.406	.744	0	0	1	4
Jiménez, E.	.298		168	21	50	94	14	0	10	32	11	0	43	0	0	.339	.560	.898	0	1	0	2
Madrigal, N.	.370		81	8	30	33	3	0	0	9	4	0	7	2	1	.414	.407	.821	0	0	2	5
Mazara, N.	.205		112	11	23	30	4	0	1	9	8	0	34	0	1	.276	.268	.544	0	0	3	0
McCann, J.	.232		69	9	16	32	1	0	5	9	4	0	25	1	1	.280	.464	.744	0	1	1	2
Mendick, D.	.263		76	7	20	30	2	1	2	4	3	0	16	0	1	.288	.395	.682	0	1	0	2
Mercedes, Y.	.000		1	0	0	0	0	0	0	0	0	0	0	0	0	.000	.000	.000	0	0	0	0
Moncada, Y.	.226		164	22	37	65	7	3	5	21	19	0	55	0	0	.308	.396	.704	0	1	1	1
Robert, L.	.222		158	19	35	68	6	0	9	22	14	0	64	8	2	.287	.430	.718	0	1	1	3
Sánchez, Y.	.333		15	6	5	11	3	0	1	4	0	4	0	0	0	.474	.733	1.207	0	0	0	1
<b>SOX</b>	<b>.254</b>		<b>1605</b>	<b>216</b>	<b>408</b>	<b>697</b>	<b>72</b>	<b>5</b>	<b>69</b>	<b>206</b>	<b>128</b>	<b>1</b>	<b>461</b>	<b>18</b>	<b>8</b>	<b>.315</b>	<b>.434</b>	<b>.749</b>	<b>1</b>	<b>8</b>	<b>17</b>	<b>37</b>
<b>OPP</b>	<b>.236</b>		<b>1096</b>	<b>146</b>	<b>259</b>	<b>444</b>	<b>43</b>	<b>2</b>	<b>46</b>	<b>137</b>	<b>103</b>	<b>5</b>	<b>284</b>	<b>7</b>	<b>4</b>	<b>.306</b>	<b>.405</b>	<b>.711</b>	<b>3</b>	<b>4</b>	<b>8</b>	<b>26</b>

Player	AVG	G	AB	R	H	TB	2B	3B	HR	RBI	BB	IBB	SO	SB	CS	OBP	SLG	OPS	SH	SF	HBP	GIDP
Anderson, A.	.600		5	4	3	9	0	0	2	4	0	0	1	0	0	.600	1.800	2.400	0	0	0	0
Bummer, A.	.100		20	0	2	2	0	0	0	0	5	0	10	0	0	.280	.100	.380	0	0	0	1
Burdi, Z.	.444		18	8	8	21	1	0	4	6	1	0	6	0	0	.474	1.167	1.640	0	0	0	0
Cease, D.	.202		89	13	18	40	5	1	5	11	14	1	24	1	0	.311	.449	.760	0	0	0	4
Cishek, S.	.319		47	7	15	29	2	0	4	15	3	0	8	0	0	.396	.617	1.013	0	0	3	1
Colomé, A.	.231		39	2	9	12	3	0	0	1	3	0	3	0	0	.286	.308	.593	0	0	0	0
Cordero, J.	.179		56	13	10	12	2	0	0	5	3	1	13	2	0	.242	.214	.456	1	1	2	2
Crochet, G.	.143		14	0	2	2	0	0	0	0	0	0	5	0	0	.200	.143	.343	0	0	1	0
Detwiler, R.	.295		44	6	13	23	4	0	2	8	4	1	9	0	1	.354	.523	.877	0	0	0	2
Dunning, D.	.152		66	8	10	16	0	0	2	7	5	0	19	1	0	.211	.242	.454	0	0	0	1
Flores Jr., B.	.500		8	1	4	5	1	0	0	1	0	0	1	0	0	.500	.625	1.125	0	0	0	0
Foster, M.	.137		51	4	7	14	1	0	2	5	5	0	18	0	0	.214	.275	.489	0	0	0	1
Fry, J.	.222		45	8	10	19	0	0	3	5	10	2	16	0	0	.364	.422	.786	0	0	0	2
Giolito, L.	.190		105	12	20	31	2	0	3	11	9	0	38	1	0	.254	.295	.550	0	3	1	3
González, G.	.316		95	15	30	48	3	0	5	14	12	0	24	0	1	.393	.505	.898	0	0	0	1
Hamilton, I.	.333		6	1	2	2	0	0	0	0	2	0	1	0	0	.500	.333	.833	0	0	0	1
Herrera, K.	.500		2	3	1	4	0	0	1	3	1	0	0	0	0	.667	2.000	2.667	0	0	0	0
Heuer, C.	.162		37	2	6	9	0	0	1	2	3	0	11	0	0	.225	.243	.468	0	0	0	1
Keuchel, D.	.228		197	12	45	61	8	1	2	9	13	0	34	1	1	.276	.310	.586	2	0	0	5
Lail, B.	.500		2	0	1	1	0	0	0	0	0	0	0	0	0	.500	.500	1.002	0	0	0	0
Lambert, J.	.000		2	0	0	0	0	0	0	0	0	0	1	0	0	.000	.000	.000	0	0	0	0
López, R.	.333		51	11	17	39	4	0	6	11	4	0	15	1	1	.393	.765	1.158	0	0	1	0
Marshall, E.	.273		44	6	12	18	3	0	1	8	2	0	15	0	0	.304	.409	.713	0	0	0	0
McRae, A.	.167		6	0	1	1	0	0	0	0	0	0	2	0	0	.167	.167	.333	0	0	0	0
Rodón, C.	.286		28	7	8	15	4	0	1	8	3	0	6	0	0	.355	.536	.891	0	0	0	1
Ruiz, J.	.143		7	0	1	1	0	0	0	0	0	0	3	0	0	.143	.143	.286	0	0	0	0
Sánchez, Y.	1.000		1	1	1	4	0	0	1	1	0	0	0	0	0	1.000	4.000	5.000	0	0	0	0
Stiever, J.	.273		11	2	3	6	0	0	1	2	1	0	1	0	0	.333	.545	.879	0	0	0	0
<b>SOX</b>	<b>.236</b>		<b>1096</b>	<b>146</b>	<b>259</b>	<b>444</b>	<b>43</b>	<b>2</b>	<b>46</b>	<b>137</b>	<b>103</b>	<b>5</b>	<b>284</b>	<b>7</b>	<b>4</b>	<b>.306</b>	<b>.405</b>	<b>.711</b>	<b>3</b>	<b>4</b>	<b>8</b>	<b>26</b>

WHITE SOX OVERVIEW

MANAGER & COACHES

PLAYERS & ROSTER

2020 SEASON REVIEW

POSTSEASON HISTORY

MEDIA INFO. & MISC.



# AMERICAN LEAGUE STATISTICS

## AMERICAN LEAGUE CLUB BATTING

Club	AVG	G	AB	R	H	TB	2B	3B	HR	RBI	BB	SO	SB	CS	OBP	SLG	OPS	SH	SF	HBP	GIDP	LOB
Boston	.265	60	2083	292	552	927	118	7	81	278	187	545	31	9	.330	.445	.776	4	9	21	51	429
<b>White Sox</b>	<b>.261</b>	<b>60</b>	<b>2047</b>	<b>306</b>	<b>534</b>	<b>928</b>	<b>94</b>	<b>6</b>	<b>96</b>	<b>294</b>	<b>179</b>	<b>571</b>	<b>20</b>	<b>8</b>	<b>.326</b>	<b>.453</b>	<b>.779</b>	<b>1</b>	<b>13</b>	<b>24</b>	<b>44</b>	<b>400</b>
Baltimore	.258	60	2026	274	523	870	102	7	77	264	164	514	19	14	.321	.429	.750	15	10	27	32	410
Toronto	.255	60	2023	302	516	892	104	4	88	288	203	508	33	6	.325	.441	.766	8	14	12	39	404
Los Angeles-AL	.248	60	2020	294	501	869	97	8	85	285	239	490	21	8	.332	.430	.762	6	18	25	49	436
New York-AL	.247	60	1915	315	473	856	87	7	94	301	251	480	27	7	.342	.447	.789	1	11	30	51	409
Detroit	.245	58	1893	249	463	751	78	12	62	242	147	567	19	6	.303	.397	.700	1	14	19	42	337
Kansas City	.244	60	1988	248	485	800	97	7	68	237	172	527	49	20	.309	.402	.711	8	10	18	28	395
Minnesota	.242	60	1937	269	468	828	81	3	91	258	186	528	14	7	.315	.427	.743	2	14	29	38	378
Houston	.240	60	1992	279	478	812	103	12	69	268	192	440	22	11	.312	.408	.720	6	13	23	39	400
Tampa Bay	.238	60	1975	289	470	839	105	12	80	274	243	608	48	9	.328	.425	.753	0	14	28	38	424
Cleveland	.228	60	1959	248	446	729	96	5	59	234	239	517	25	10	.317	.372	.689	7	16	24	40	412
Seattle	.226	60	1929	254	435	713	88	5	60	244	207	545	50	16	.309	.370	.678	3	12	30	35	379
Oakland	.225	60	1908	274	430	756	91	11	71	264	238	524	26	3	.322	.396	.718	2	14	39	44	401
Texas	.217	60	1936	224	420	704	80	9	62	204	167	548	49	14	.285	.364	.648	2	18	24	33	354

## AMERICAN LEAGUE CLUB PITCHING

Club	W-L	ERA	G	GS	CG	SHO	GF	HLD	SV	SVO	IP	H	R	ER	HR	HB	BB	SO	WP	BK	WHIP	AVG
Cleveland	35-25	3.29	60	60	1	7	59	35	20	28	536.0	440	209	196	68	27	157	621	20	1	1.11	.223
Tampa Bay	40-20	3.56	60	60	0	4	60	42	23	31	527.2	475	229	209	70	29	168	552	30	1	1.22	.238
Minnesota	36-24	3.58	60	60	0	4	60	53	17	27	513.1	448	215	204	62	21	170	535	20	1	1.20	.232
Oakland	36-24	3.77	60	60	1	5	59	33	17	21	515.1	471	232	216	69	15	165	506	16	1	1.23	.240
<b>White Sox</b>	<b>35-25</b>	<b>3.81</b>	<b>60</b>	<b>60</b>	<b>1</b>	<b>6</b>	<b>59</b>	<b>32</b>	<b>13</b>	<b>25</b>	<b>527.0</b>	<b>448</b>	<b>246</b>	<b>223</b>	<b>71</b>	<b>23</b>	<b>217</b>	<b>523</b>	<b>24</b>	<b>0</b>	<b>1.26</b>	<b>.226</b>
Kansas City	26-34	4.30	60	60	1	4	59	29	19	20	517.0	500	272	247	76	29	211	517	28	3	1.38	.254
Houston	29-31	4.31	60	60	0	0	60	28	16	29	524.0	472	275	251	70	29	217	526	25	4	1.31	.239
New York-AL	33-27	4.35	60	60	2	2	58	16	14	23	500.2	455	270	242	83	25	168	528	22	2	1.24	.236
Baltimore	25-35	4.51	60	60	0	1	60	32	11	18	518.2	489	294	260	79	34	192	487	35	4	1.31	.246
Toronto	32-28	4.60	60	60	0	1	60	33	17	29	524.2	517	312	268	81	14	250	519	15	2	1.46	.255
Texas	22-38	5.02	60	60	2	3	58	15	10	19	516.2	479	312	288	81	30	236	489	21	2	1.38	.242
Seattle	27-33	5.03	60	60	1	0	59	30	15	24	516.2	482	303	289	79	37	230	469	23	1	1.38	.245
Los Angeles-AL	26-34	5.09	60	60	1	2	59	23	12	26	525.1	492	321	297	82	21	199	523	25	1	1.32	.245
Boston Red	24-36	5.58	60	60	0	2	60	40	14	27	524.0	587	351	325	98	31	252	537	27	3	1.60	.281
Detroit	23-35	5.63	58	58	1	1	57	26	11	19	492.1	511	318	308	91	34	192	444	18	0	1.43	.265

## AMERICAN LEAGUE CLUB FIELDING

Club	Pct.	G	TC	PO	A	E	DP	TP	PB	CWP	SB	CS
Houston	.991	60	2138	1572	546	20	48	0	4	25	28	9
Minnesota	.990	60	2019	1540	459	20	39	0	7	20	32	10
Seattle	.989	60	2075	1550	502	23	48	0	9	23	44	5
Oakland	.987	60	2061	1546	489	26	33	0	4	16	23	10
Cleveland	.986	60	2138	1608	500	30	46	0	0	20	17	14
Detroit	.986	58	2008	1477	502	29	46	0	4	18	40	9
Kansas City	.985	60	2085	1551	503	31	62	0	2	28	17	3
Tampa Bay	.985	60	2157	1583	541	33	52	0	7	30	27	13
Los Angeles-AL	.983	60	2097	1576	485	36	36	0	3	25	50	17
Toronto	.982	60	2143	1574	530	39	47	0	6	15	32	10
White Sox	.982	60	2137	1581	517	39	48	0	6	24	16	10
Texas	.981	60	2057	1550	467	40	40	0	6	21	27	7
Baltimore	.980	60	2110	1556	511	43	42	0	5	35	23	8
Boston	.979	60	2139	1572	522	45	59	0	6	27	33	13
New York-AL	.976	60	2022	1502	472	48	37	0	6	22	22	10

# AMERICAN LEAGUE HITTING LEADERS

## AVERAGE

Player	Club	AVG
LeMahieu, D	NY Yankees	.364
<b>Anderson, T</b>	<b>SOX</b>	<b>.322</b>
Fletcher, D	LAA	.319
<b>Abreu, J</b>	<b>SOX</b>	<b>.317</b>
Verdugo, A	BOS	.308
Gurriel Jr., L	TOR	.308
Cruz, N	MIN	.303
Bogaerts, X	BOS	.300
Brantley, M	HOU	.300
Candelario, J	DET	.297

## HOME RUNS

Player	Club	HR
Voit, L	NY Yankees	22
<b>Abreu, J</b>	<b>SOX</b>	<b>19</b>
Ramírez, J	CLE	17
Trout, M	LAA	17
Cruz, N	MIN	16
Hernández, T	TOR	16
Jiménez, E	SOX	14
Lowe, B	TB	14
Olson, M	OAK	14
Springer, G	HOU	14

## RUNS BATTED IN

Player	Club	RBI
Tucker, K	HOU	6
Candelario, J	DET	3
Kiermaier, K	TB	3
Kiner-Falefa, I	TEX	3
<b>Moncada, Y</b>	<b>SOX</b>	<b>3</b>
Mondesi, A	KC	3
Mullins, C	BAL	3
23 tied		2

## ON-BASE PCT.

Player	Club	OBP
LeMahieu, D	NY Yankees	.421
Rendon, A	LAA	.418
Cruz, N	MIN	.397
Trout, M	LAA	.390
Canha, M	OAK	.387
Ramírez, J	CLE	.386
Hicks, A	NY Yankees	.379
Fletcher, D	LAA	.376
Biggio, C	TOR	.375
<b>Abreu, J</b>	<b>SOX</b>	<b>.370</b>

## SLUGGING PCT.

Player	Club	SLG
Abreu, J	SOX	.617
Voit, L	NY Yankees	.610
Ramírez, J	CLE	.607
Trout, M	LAA	.603
Cruz, N	MIN	.595
LeMahieu, D	NY Yankees	.590
Hernández, T	TOR	.579
<b>Jiménez, E</b>	<b>SOX</b>	<b>.559</b>
Lowe, B	TB	.554
Springer, G	HOU	.540

## OPS

Player	Club	OPS
LeMahieu, D	NY Yankees	1.011
Ramírez, J	CLE	.993
Trout, M	LAA	.993
Cruz, N	MIN	.992
<b>Abreu, J</b>	<b>SOX</b>	<b>.987</b>
Voit, L	NY Yankees	.948
Hernández, T	TOR	.919
Lowe, B	TB	.916
Rendon, A	LAA	.916
Springer, G	HOU	.899

## HITS

Player	Club	H
<b>Abreu, J</b>	<b>SOX</b>	<b>76</b>
LeMahieu, D	NY Yankees	71
Merrifield, W	KC	70
Anderson, T	SOX	67
Fletcher, D	LAA	66
Hernández, C	CLE	66
Gurriel Jr., L	TOR	64
Ramírez, J	CLE	64
<b>Jiménez, E</b>	<b>SOX</b>	<b>63</b>
3 tied		62

## DOUBLES

Player	Club	2B
Hernandez, C	CLE	20
Iglesias, J	BAL	17
Biggio, C	TOR	16
Devers, R	BOS	16
Franco, M	KC	16
Martínez, J	BOS	16
Ramírez, J	CLE	16
Verdugo, A	BOS	16
4 tied		15

## TRIPLES

Player	Club	3B
Tucker, K	HOU	6
Candelario, J	DET	3
Kiermaier, K	TB	3
Kiner-Falefa, I	TEX	3
<b>Moncada, Y</b>	<b>SOX</b>	<b>3</b>
Mondesi, A	KC	3
Mullins, C	BAL	3
23 tied		2

## WALKS

Player	Club	BB
Santana, C	CLE	47
Biggio, C	TOR	41
Hicks, A	NY Yankees	41
Rendon, A	LAA	38
Canha, M	OAK	37
Trout, M	LAA	35
Lewis, K	SEA	34
Olson, M	OAK	34
Seager, K	SEA	32
Ramírez, J	CLE	31

## EXTRA-BASE HITS

Player	Club	XBH
<b>Abreu, J</b>	<b>SOX</b>	<b>34</b>
Ramírez, J	CLE	34
Devers, R	BOS	28
<b>Jiménez, E</b>	<b>SOX</b>	<b>28</b>
Trout, M	LAA	28
Tucker, K	HOU	27
Voit, L	NY Yankees	27
4 tied		25

## TOTAL BASES

Player	Club	TB
<b>Abreu, J</b>	<b>SOX</b>	<b>148</b>
Ramírez, J	CLE	133
Voit, L	NY Yankees	130
Trout, M	LAA	120
<b>Jiménez, E</b>	<b>SOX</b>	<b>119</b>
LeMahieu, D	NY Yankees	115
Devers, R	BOS	112
Gurriel Jr., L	TOR	111
3 tied		110

## RUNS SCORED

Player	Club	R
Anderson, T	SOX	45
Ramírez, J	CLE	45
Abreu, J	SOX	43
Biggio, C	TOR	41
LeMahieu, D	NY Yankees	41
Trout, M	LAA	41
Voit, L	NY Yankees	41
Grichuk, R	TOR	38
Merrifield, W	KC	38
2 tied		37

## STOLEN BASES

Player	Club	SB
Mondesi, A	KC	24
Margot, M	TB	12
Merrifield, W	KC	12
Moore, D	SEA	12
Ramírez, J	CLE	10
Robert, L	SOX	9
8 tied		8

## CAUGHT STEALING

Player	Club	CS
Mondesi, A	KC	8
Kiner-Falefa, I	TEX	5
Lopez, N	KC	5
Moore, D	SEA	5
Margot, M	TB	4
7 tied		3

## SACRIFICE HITS

Player	Club	SH
Santander, A	BAL	24
Tatis Jr., F	SD	23
<b>Abreu, J</b>	<b>SOX</b>	<b>22</b>
Chapman, M	OAK	21
Yastrzemski, M	SF	21
Machado, M	SD	20
6 tied		19

## SACRIFICE FLIES

Player	Club	SF
Seager, K	SEA	6
Canha, M	OAK	5
Gurriel, Y	HOU	5
Reyes, F	CLE	5
Franco, M	KC	4
Gonzalez, M	MIN	4
Solak, N	TEX	4
Trout, M	LAA	4
Urshela, G	NY Yankees	4
5 tied		3

## HIT BY PITCH

Player	Club	HBP
Laureano, R	OAK	12
Canha, M	OAK	10
Moore, D	SEA	8
Seager, K	SEA	7
Toro, A	HOU	7
Upton, J	LAA	7
Sisco, C	BAL	6
8 tied		5

## PLATE APPS

Player	Club	PA
Lindor, F	CLE	266
Biggio, C	TOR	265
Merrifield, W	KC	265
<b>Abreu, J</b>	<b>SOX</b>	<b>262</b>
Hernandez, C	CLE	261
Santana, C	CLE	255
Ramírez, J	CLE	254
Devers, R	BOS	248
Seager, K	SEA	248
Olson, M	OAK	245

## STRIKEOUTS

Player	Club	SO
Sanó, M	MIN	90
White, E	SEA	84
Gallo, J	TEX	79
Olson, M	OAK	77
Adames, W	TB	74
<b>Robert, L</b>	<b>SOX</b>	<b>73</b>
<b>Moncada, Y</b>	<b>SOX</b>	<b>72</b>
Lewis, K	SEA	71
Mondesi, A	KC	70
2 tied		69

WHITE SOX OVERVIEW

MANAGER & COACHES

PLAYERS & ROSTER

2020 SEASON REVIEW

POSTSEASON HISTORY

MEDIA INFO. & MISC.

# AMERICAN LEAGUE PITCHING LEADERS

WINS		
Player	Club	Wins
Bieber, S	CLE	8
Cole, G	NYN	7
Gonzales, M	SEA	7
8 tied		6

LOSSES		
Player	Club	L
Boyd, M	DET	7
Allard, K	TEX	6
Bubic, K	KC	6
Civale, A	CLE	6
Gibson, K	TEX	6
Lyles, J	TEX	6
Minor, M	OAK	6
6 tied		5

ERA		
Player	Club	ERA
Bieber, S	CLE	1.63
<b>Keuchel, D</b>	<b>SOX</b>	<b>1.99</b>
Bassitt, C	OAK	2.29
Ryu, H	TOR	2.69
Maeda, K	MIN	2.70
Cole, G	NYN	2.84
Carrasco, C	CLE	2.91
Gonzales, M	SEA	3.10
Bundy, D	LAA	3.29
Lynn, L	TEX	3.32

INNINGS PITCHED		
Player	Club	IP
Lynn, L	TEX	84.0
Bieber, S	CLE	77.1
Civale, A	CLE	74.0
Cole, G	NYN	73.0
<b>Giolito, L</b>	<b>SOX</b>	<b>72.1</b>
Valdez, F	HOU	70.2
Gonzales, M	SEA	69.2
Carrasco, C	CLE	68.0
Gibson, K	TEX	67.1
2 tied		67.0

STRIKEOUTS		
Player	Club	SO
Adames, W	TB	13
Santander, A	BAL	13
Walker, C	ARI	13
Alberto, H	BAL	12
Hernandez, C	CLE	12
Iglesias, J	BAL	12
Smith, D	NYM	12
Verdugo, A	BOS	12
8 tied		11

SAVES		
Player	Club	SV
Adames, W	TB	13
Santander, A	BAL	13
Walker, C	ARI	13
Alberto, H	BAL	12
Hernandez, C	CLE	12
Iglesias, J	BAL	12
Smith, D	NYM	12
Verdugo, A	BOS	12
8 tied		11

HOLDS		
Player	Club	HLD
Diekman, J	OAK	13
Duffey, T	MIN	12
Brasier, R	BOS	10
Romo, S	MIN	10
Wittgren, N	CLE	10
<b>Cordero, J</b>	<b>SOX</b>	<b>9</b>
May, T	MIN	9
5 tied		8

OPPONENTS AVG		
Player	Club	AVG
Bieber, S	CLE	.167
Maeda, K	MIN	.168
<b>Giolito, L</b>	<b>SOX</b>	<b>.184</b>
Cole, G	NYN	.197
Lynn, L	TEX	.206
Bundy, D	LAA	.208
<b>Keuchel, D</b>	<b>SOX</b>	<b>.218</b>
Singer, B	KC	.220
Carrasco, C	CLE	.221
Gonzales, M	SEA	.222

WHIP		
Player	Club	WHIP
Maeda, K	MIN	0.75
Bieber, S	CLE	0.87
Gonzales, M	SEA	0.95
Cole, G	NYN	0.96
Bundy, D	LAA	1.04
<b>Giolito, L</b>	<b>SOX</b>	<b>1.04</b>
Lynn, L	TEX	1.06
<b>Keuchel, D</b>	<b>SOX</b>	<b>1.09</b>
Valdez, F	HOU	1.12
Greinke, Z	HOU	1.13

COMPLETE GAMES		
Player	Club	CG
Cole, G	NYN	2
Boyd, M	DET	1
Bundy, D	LAA	1
Civale, A	CLE	1
Gibson, K	TEX	1
<b>Giolito, L</b>	<b>SOX</b>	<b>1</b>
Gonzales, M	SEA	1
Keller, B	KC	1
Lynn, L	TEX	1
Minor, M	OAK	1

SHUTOUTS		
Player	Club	SHO
Cole, G	NYN	1
Gibson, K	TEX	1
<b>Giolito, L</b>	<b>SOX</b>	<b>1</b>
Keller, B	KC	1
Minor, M	OAK	1

GAMES		
Player	Club	G
Barlow, S	KC	32
<b>Cordero, J</b>	<b>SOX</b>	<b>30</b>
Cisnero, J	DET	29
Mayers, M	LAA	29
Holland, G	KC	28
Buttrey, T	LAA	27
Fairbanks, P	TB	27
Hernández, J	TEX	27
Karinchak, J	CLE	27
Soto, G	DET	27

GAMES STARTED		
Player	Club	G
Lynn, L	TEX	13
14 tied		12

WALKS		
Player	Club	BB
<b>Cease, D</b>	<b>SOX</b>	<b>34</b>
Dunn, J	SEA	31
Gibson, K	TEX	30
Turnbull, S	DET	29
<b>Giolito, L</b>	<b>SOX</b>	<b>28</b>
Pérez, M	BOS	28
Carrasco, C	CLE	27
Berrios, J	MIN	26
Lynn, L	TEX	25
5 tied		23

OPPONENTS GIDP		
Player	Club	GIDP
<b>Cease, D</b>	<b>SOX</b>	<b>10</b>
Pérez, M	BOS	10
Dobnak, R	MIN	9
Keller, B	KC	9
Valdez, F	HOU	9
Civale, A	CLE	8
Gibson, K	TEX	8
<b>Giolito, L</b>	<b>SOX</b>	<b>8</b>
Kikuchi, Y	SEA	8
2 tied		7



# NATIONAL LEAGUE STATISTICS

## NATIONAL LEAGUE CLUB BATTING

Club	AVG	G	AB	R	H	TB	2B	3B	HR	RBI	BB	SO	SB	CS	OBP	SLG	OPS	SH	SF	HBP	GIDP	LOB
New York-NL	.272	60	2023	286	551	929	106	7	86	278	197	498	20	10	.348	.459	.807	1	13	45	53	450
Atlanta	.268	60	2074	348	556	1001	130	3	103	338	239	573	23	4	.349	.483	.832	1	7	23	39	446
Washington	.264	60	1968	293	519	853	112	12	66	279	192	451	33	12	.336	.433	.769	5	21	32	42	411
San Francisco	.263	60	2019	299	532	910	107	14	81	290	195	499	19	8	.335	.451	.785	4	13	27	51	411
Colorado	.257	60	2057	275	528	833	84	16	63	264	161	543	42	9	.311	.405	.716	7	19	10	41	395
Philadelphia	.257	60	1948	306	500	856	90	10	82	289	229	480	35	8	.342	.439	.781	8	10	28	40	425
San Diego	.257	60	1972	325	506	918	103	12	95	312	204	479	55	13	.333	.466	.798	12	14	28	37	368
Los Angeles-NL	.256	60	2042	349	523	986	97	6	118	327	228	471	29	8	.338	.483	.821	3	12	30	46	401
Miami	.244	60	1935	263	472	744	82	5	60	247	191	537	51	14	.319	.384	.703	6	9	25	37	401
Arizona	.241	60	1997	269	482	781	101	12	58	255	181	461	23	7	.312	.391	.704	1	23	36	37	402
St. Louis	.234	58	1752	240	410	650	73	7	51	231	205	477	18	10	.323	.371	.694	4	16	33	38	365
Milwaukee	.223	60	1920	247	429	747	83	5	75	238	221	582	15	11	.313	.389	.702	0	10	35	53	393
Chicago-NL	.220	60	1918	265	422	742	82	8	74	248	229	568	24	10	.318	.387	.705	1	13	52	42	412
Pittsburgh	.220	60	1932	219	425	690	76	6	59	210	167	521	16	11	.284	.357	.641	7	15	11	34	355
Cincinnati	.212	60	1842	243	390	742	76	3	90	237	239	534	28	9	.312	.403	.715	0	7	33	44	371

## NATIONAL LEAGUE CLUB PITCHING

Club	W-L	ERA	G	GS	CG	SHO	GF	HLD	SV	SVO	IP	H	R	ER	HR	HB	BB	SO	WP	BK	WHIP	AVG
Los Angeles-NL	43-17	3.02	60	60	0	5	60	51	15	25	538.2	424	213	181	66	21	145	517	24	0	1.06	.213
Cincinnati	31-29	3.84	60	60	3	5	57	25	9	16	504.0	401	243	215	67	29	213	615	23	5	1.22	.215
San Diego	37-23	3.86	60	60	1	5	59	42	13	24	520.1	456	241	223	70	22	170	565	19	3	1.20	.234
St. Louis	30-28	3.90	58	58	2	2	56	22	13	18	473.0	376	229	205	69	26	204	464	21	1	1.23	.216
Chicago-NL	34-26	3.99	60	60	2	8	58	26	16	21	518.1	451	240	230	74	17	182	523	22	4	1.22	.233
Milwaukee	29-31	4.16	60	60	1	8	59	20	14	22	517.1	446	264	239	67	35	189	614	21	2	1.23	.229
Atlanta	35-25	4.41	60	60	0	4	60	31	13	19	524.1	494	288	257	69	33	220	506	23	2	1.36	.247
San Francisco	29-31	4.64	60	60	1	0	59	43	13	24	517.2	474	297	267	69	34	210	488	20	5	1.32	.241
Pittsburgh	19-41	4.68	60	60	1	3	59	22	6	19	513.0	451	298	267	80	37	249	536	28	2	1.36	.235
Arizona	25-35	4.84	60	60	0	2	60	22	13	22	518.1	506	295	279	93	23	235	524	23	1	1.43	.253
Miami	31-29	4.86	60	60	1	6	59	29	18	23	504.0	506	304	272	82	26	226	451	11	4	1.45	.261
New York-NL	26-34	4.98	60	60	0	1	60	27	11	18	513.1	511	308	284	81	29	219	574	24	0	1.42	.255
Washington	26-34	5.09	60	60	2	3	58	40	12	22	503.2	548	301	285	94	22	216	508	23	4	1.52	.271
Philadelphia	28-32	5.14	60	60	3	5	57	27	11	24	497.0	550	311	284	80	28	185	532	14	3	1.48	.279
Colorado	26-34	5.59	60	60	1	1	59	20	16	24	526.1	579	353	327	83	40	205	393	29	1	1.49	.280

## NATIONAL LEAGUE CLUB FIELDING

Club	Pct.	G	TC	PO	A	E	DP	TP	PB	CWP	SB	CS
Cincinnati	.986	60	1981	1512	442	27	36	0	5	23	23	11
Chicago-NL	.986	60	2144	1555	559	30	45	1	1	22	22	11
New York-NL	.985	60	2066	1540	494	32	39	0	6	24	41	8
San Diego	.984	60	2096	1561	502	33	46	0	9	19	23	12
Atlanta	.984	60	2140	1573	533	34	52	0	6	23	42	5
Milwaukee	.983	60	2081	1552	494	35	44	1	2	21	26	14
Arizona	.983	60	2064	1555	474	35	54	0	4	23	40	8
St. Louis	.983	58	1941	1419	489	33	46	0	6	21	8	7
Philadelphia	.983	60	2063	1491	536	36	57	0	5	14	23	7
Los Angeles-NL	.982	60	2200	1616	544	40	46	0	1	24	36	10
Miami	.981	60	2101	1512	549	40	60	0	6	11	31	10
Colorado	.981	60	2255	1579	633	43	78	0	5	29	29	6
Washington	.981	60	2012	1511	462	39	48	0	3	23	46	9
San Francisco	.980	60	2086	1553	491	42	43	0	5	20	36	13
Pittsburgh	.978	60	2097	1539	511	47	53	0	3	28	27	13

WHITE SOX OVERVIEW

MANAGER & COACHES

PLAYERS & ROSTER

2020 SEASON REVIEW

POSTSEASON HISTORY

MEDIA INFO. & MISC.

# NATIONAL LEAGUE HITTING LEADERS

WHITE SOX OVERVIEW

MANAGER & COACHES

PLAYERS & ROSTER

2020 SEASON REVIEW

POSTSEASON HISTORY

MEDIA INFO. & MISC.

AVERAGE		
Player	Club	AVG
Soto, J	WSH	.351
Freeman, F	ATL	.341
Ozuna, M	ATL	.338
Turner, T	WSH	.335
Solano, D	SF	.326
Conforto, M	NYM	.322
Tapia, R	COL	.321
Smith, D	NYM	.316
McNeil, J	NYM	.311
Seager, C	LAD	.307

HOME RUNS		
Player	Club	HR
Ozuna, M	ATL	18
Tatis Jr., F	SD	17
Alonso, P	NYM	16
Betts, M	LAD	16
Calhoun, K	ARI	16
Duvall, A	ATL	16
Machado, M	SD	16
Pollock, A	LAD	16
3 tied	15	

RUNS BATTED IN		
Player	Club	RBI
Ozuna, M	ATL	56
Freeman, F	ATL	53
Machado, M	SD	47
Tatis Jr., F	SD	45
Blackmon, C	COL	42
Smith, D	NYM	42
Seager, C	LAD	41
Turner, T	WSH	41
3 tied	40	

ON-BASE PCT.		
Player	Club	OBP
Soto, J	WSH	.490
Freeman, F	ATL	.462
Ozuna, M	ATL	.431
Harper, B	PHI	.420
Goldschmidt, P	STL	.417
Conforto, M	NYM	.412
Acuña Jr., R	ATL	.406
Nimmo, B	NYM	.404
Yastrzemski, M	SF	.400
Turner, T	WSH	.394

SLUGGING PCT.		
Player	Club	SLG
Soto, J	WSH	.695
Freeman, F	ATL	.640
Ozuna, M	ATL	.636
Smith, D	NYM	.616
Myers, W	SD	.606
Turner, T	WSH	.588
Seager, C	LAD	.585
Acuña Jr., R	ATL	.581
Machado, M	SD	.580
Tatis Jr., F	SD	.571

OPS		
Player	Club	OPS
Soto, J	WSH	1.185
Freeman, F	ATL	1.102
Ozuna, M	ATL	1.067
Smith, D	NYM	.993
Acuña Jr., R	ATL	.987
Turner, T	WSH	.982
Yastrzemski, M	SF	.968
Harper, B	PHI	.962
Myers, W	SD	.959
Machado, M	SD	.950

HITS		
Player	Club	H
Turner, T	WSH	78
Ozuna, M	ATL	77
Freeman, F	ATL	73
Machado, M	SD	68
Story, T	COL	68
Blackmon, C	COL	67
Conforto, M	NYM	65
Seager, C	LAD	65
Swanson, D	ATL	65
2 tied	64	

DOUBLES		
Player	Club	2B
Freeman, F	ATL	23
Smith, D	NYM	21
Walker, C	ARI	18
Cronenworth, J	SD	15
Markakis, N	ATL	15
Solano, D	SF	15
Swanson, D	ATL	15
Turner, T	WSH	15
7 tied	14	

TRIPLES		
Player	Club	3B
Story, T	COL	4
Turner, T	WSH	4
Yastrzemski, M	SF	4
Cabrera, A	WSH	3
Cronenworth, J	SD	3
Escobar, E	ARI	3
Grisham, T	SD	3
Hampson, G	COL	3
Nimmo, B	NYM	3
19 tied	2	

WALKS		
Player	Club	BB
Harper, B	PHI	49
Yelich, C	MIL	46
Freeman, F	ATL	45
Soto, J	WSH	41
Muncy, M	LAD	39
Acuña Jr., R	ATL	38
Ozuna, M	ATL	38
Goldschmidt, P	STL	37
Votto, J	CIN	37
Nimmo, B	NYM	33

EXTRA-BASE HITS		
Player	Club	XBH
Freeman, F	ATL	37
Ozuna, M	ATL	32
Smith, D	NYM	32
Myers, W	SD	31
Turner, T	WSH	31
Tatis Jr., F	SD	30
Machado, M	SD	29
Seager, C	LAD	28
Story, T	COL	28
Yastrzemski, M	SF	28

TOTAL BASES		
Player	Club	TB
Ozuna, M	ATL	145
Freeman, F	ATL	137
Turner, T	WSH	137
Machado, M	SD	130
Tatis Jr., F	SD	128
Seager, C	LAD	124
Betts, M	LAD	123
Story, T	COL	122
Myers, W	SD	120
Pollock, A	LAD	111

RUNS SCORED		
Player	Club	R
Freeman, F	ATL	51
Tatis Jr., F	SD	50
Swanson, D	ATL	49
Betts, M	LAD	47
Acuña Jr., R	ATL	46
Turner, T	WSH	46
Machado, M	SD	44
Grisham, T	SD	42
Harper, B	PHI	41
Story, T	COL	41

STOLEN BASES		
Player	Club	SB
Story, T	COL	15
Quinn, R	PHI	12
Turner, T	WSH	12
Tatis Jr., F	SD	11
Betts, M	LAD	10
Grisham, T	SD	10
Marte, S	MIA	10
Berti, J	MIA	9
Villar, J	MIA	9
5 tied	8	

CAUGHT STEALING		
Player	Club	CS
Villar, J	MIA	5
Edman, T	STL	4
Turner, T	WSH	4
10 tied	3	

SACRIFICE HITS		
Player	Club	SH
Hedges, A	SD	5
Eaton, A	WSH	4
Garcia, G	SD	3
Hampson, G	COL	3
Haseley, A	PHI	3
7 tied	2	

SACRIFICE FLIES		
Player	Club	SF
Blackmon, C	COL	5
Aguilar, J	MIA	4
Arenado, N	COL	4
Bell, J	PIT	4
Cabrera, A	WSH	4
Calhoun, K	ARI	4
DeJong, P	STL	4
Machado, M	SD	4
11 tied	3	

HIT BY PITCH		
Player	Club	HBP
Contreras, W	CHC	14
Hiura, K	MIL	11
Rizzo, A	CHC	10
Marte, S	MIA	9
Robles, V	WSH	9
Conforto, M	NYM	7
Davis, J	NYM	7
9 tied	6	

PLATE APPS		
Player	Club	PA
Ozuna, M	ATL	267
Swanson, D	ATL	264
Freeman, F	ATL	262
Story, T	COL	259
Turner, T	WSH	259
Tatis Jr., F	SD	257
Machado, M	SD	254
Grisham, T	SD	252
Marte, S	MIA	250
Muncy, M	LAD	248

STRIKEOUTS		
Player	Club	SO
Sanó, M	MIN	90
White, E	SEA	84
Gallo, J	TEX	79
Olson, M	OAK	77
Adames, W	TB	74
<b>Robert, L</b>	<b>SOX</b>	<b>73</b>
<b>Moncada, Y</b>	<b>SOX</b>	<b>72</b>
Lewis, K	SEA	71
Mondesi, A	KC	70
2 tied	69	

# NATIONAL LEAGUE PITCHING LEADERS

WHITE SOX OVERVIEW

MANAGER & COACHES

PLAYERS & ROSTER

2020 SEASON REVIEW

POSTSEASON HISTORY

MEDIA INFO. & MISC.

WINS		
Player	Club	Wins
Darvish, Y	CHC	8
Davies, Z	SD	7
Fried, M	ATL	7
Hendricks, K	CHC	6
Kershaw, C	LAD	6
López, P	MIA	6
Peterson, D	NYM	6
8 tied		5

LOSSES		
Player	Club	L
Weaver, L	ARI	9
Williams, T	PIT	8
Corbin, P	WSH	7
Porcello, R	NYM	7
Castillo, L	CIN	6
Houser, A	MIL	6
Márquez, G	COL	6
9 tied		5

ERA		
Player	Club	ERA
Bauer, T	CIN	1.73
Darvish, Y	CHC	2.01
Lamet, D	SD	2.09
deGrom, J	NYM	2.38
Davies, Z	SD	2.73
Gallen, Z	ARI	2.75
Hendricks, K	CHC	2.88
Wheeler, Z	PHI	2.92
Woodruff, B	MIL	3.05
Wainwright, A	STL	3.15

INNINGS PITCHED		
Player	Club	IP
Márquez, G	COL	81.2
Hendricks, K	CHC	81.1
Darvish, Y	CHC	76.0
Woodruff, B	MIL	73.2
Senzatela, A	COL	73.1
Bauer, T	CIN	73.0
Gallen, Z	ARI	72.0
Nola, A	PHI	71.1
Wheeler, Z	PHI	71.0
Freeland, K	COL	70.2

STRIKEOUTS		
Player	Club	SO
deGrom, J	NYM	104
Bauer, T	CIN	100
Nola, A	PHI	96
Darvish, Y	CHC	93
Lamet, D	SD	93
Scherzer, M	WSH	92
Woodruff, B	MIL	91
Castillo, L	CIN	89
Burnes, C	MIL	88
Gallen, Z	ARI	82

SAVES		
Player	Club	SV
Hader, J	MIL	13
Kintzler, B	MIA	12
Jansen, K	LAD	11
Melancon, M	ATL	11
Hudson, D	WSH	10
Iglesias, R	CIN	8
Jeffress, J	CHC	8
Bard, D	COL	6
Bradley, A	CIN	6
Díaz, E	NYM	6

HOLDS		
Player	Club	HLD
Rogers, T	SF	10
Watson, T	SF	10
Wilson, J	NYM	10
Greene, S	ATL	9
Pomeranz, D	SD	9
Rainey, T	WSH	9
Treinen, B	LAD	9
Williams, D	MIL	9
Hunter, T	PHI	8
5 tied		7

OPPONENTS AVG		
Player	Club	AVG
Bauer, T	CIN	.159
Lamet, D	SD	.161
deGrom, J	NYM	.190
Woodruff, B	MIL	.204
Nola, A	PHI	.205
Gallen, Z	ARI	.210
Darvish, Y	CHC	.211
Davies, Z	SD	.216
Wainwright, A	STL	.221
Mills, A	CHC	.230

WHIP		
Player	Club	WHIP
Bauer, T	CIN	0.79
Lamet, D	SD	0.86
deGrom, J	NYM	0.96
Darvish, Y	CHC	0.96
Woodruff, B	MIL	0.99
Hendricks, K	CHC	1.00
Wainwright, A	STL	1.05
Davies, Z	SD	1.07
Nola, A	PHI	1.08
Gallen, Z	ARI	1.11

COMPLETE GAMES		
Player	Club	CG
Bauer, T	CIN	2
Nola, A	PHI	2
Wainwright, A	STL	2
12 tied		1

SHUTOUTS		
Player	Club	SHO
Bauer, T	CIN	2
Clevinger, M	SD	1
Eflin, Z	PHI	1
Hendricks, K	CHC	1
Mills, A	CHC	1
Nola, A	PHI	1

GAMES		
Player	Club	G
Rogers, T	SF	29
Greene, S	ATL	28
Jansen, K	LAD	27
Stratton, C	PIT	27
Treinen, B	LAD	27
Crichton, S	ARI	26
Díaz, E	NYM	26
Estévez, C	COL	26
6 tied		25

GAMES STARTED		
Player	Club	GS
Freeland, K	COL	13
Márquez, G	COL	13
Woodruff, B	MIL	13
15 tied		12

WALKS		
Player	Club	BB
Ray, R	ARI	31
Kuhl, C	PIT	28
Castellani, R	COL	26
Cueto, J	SF	26
Gray, S	CIN	26
Anderson, T	SF	25
Gallen, Z	ARI	25
Márquez, G	COL	25
5 tied		24

OPPONENTS GIDP		
Player	Club	GIDP
Freeland, K	COL	14
Wheeler, Z	PHI	13
Arrieta, J	PHI	9
Gallen, Z	ARI	9
Senzatela, A	COL	9
Houser, A	MIL	8
Márquez, G	COL	8
Webb, L	SF	8
6 tied		7



# WHITE SOX VS. CHICAGO-NL

## WHITE SOX VS. CUBS

Player	AVG	G	AB	R	H	TB	2B	3B	HR	RBI	BB	IBB	SO	SB	CS	OBP	SLG	OPS	SH	SF	HBP	GIDP
Abreu, J.	.375	6	24	6	9	28	1	0	6	12	4	0	4	0	0	.464	1.167	1.631	0	0	0	1
Anderson, T.	.148	6	27	2	4	5	1	0	0	0	2	0	11	0	0	.207	.185	.392	0	0	0	1
Encarnación, E.	.045	5	22	2	1	2	1	0	0	0	1	0	10	0	0	.087	.091	.178	0	0	0	0
Engel, A.	.429	5	14	2	6	10	1	0	1	2	1	0	3	1	0	.467	.714	1.181	0	0	0	0
Goins, R.	.000	1	3	0	0	0	0	0	0	0	1	0	0	0	0	.250	.000	.250	0	0	0	0
González, L.	.000	2	1	0	0	0	0	0	0	0	0	0	1	0	0	.000	.000	.000	0	0	0	0
Grandal, Y.	.263	5	19	5	5	14	0	0	3	6	4	0	4	0	0	.391	.737	1.128	0	0	0	1
Jiménez, E.	.385	3	13	2	5	10	2	0	1	1	0	0	1	0	0	.385	.769	1.154	0	0	0	0
Madrigal, N.	.300	3	10	2	3	3	0	0	0	1	1	0	0	1	0	.364	.300	.664	0	0	0	0
Mazara, N.	.368	5	19	2	7	8	1	0	0	2	1	0	4	0	0	.400	.421	.821	0	0	0	0
McCann, J.	.600	2	5	2	3	6	0	0	1	1	3	0	1	0	1	.750	1.200	1.950	0	0	0	0
Mendick, D.	.273	3	11	1	3	6	0	0	1	1	1	0	3	0	0	.333	.545	.879	0	0	0	1
Moncada, Y.	.182	5	22	4	4	7	0	0	1	3	2	0	11	0	0	.250	.318	.568	0	0	0	0
Robert, L.	.318	6	22	5	7	13	0	0	2	5	2	0	9	1	0	.375	.591	.966	0	0	0	0
<b>SOX</b>	<b>.269</b>	<b>6</b>	<b>212</b>	<b>35</b>	<b>57</b>	<b>112</b>	<b>7</b>	<b>0</b>	<b>16</b>	<b>34</b>	<b>23</b>	<b>0</b>	<b>62</b>	<b>3</b>	<b>1</b>	<b>.340</b>	<b>.528</b>	<b>.869</b>	<b>0</b>	<b>0</b>	<b>0</b>	<b>4</b>
<b>OPP</b>	<b>.210</b>	<b>6</b>	<b>195</b>	<b>32</b>	<b>41</b>		<b>6</b>	<b>0</b>	<b>10</b>	<b>27</b>	<b>25</b>	<b>0</b>	<b>43</b>	<b>5</b>	<b>1</b>	<b>.316</b>	<b>.395</b>	<b>.710</b>	<b>0</b>	<b>0</b>	<b>5</b>	<b>5</b>

Pitcher	W-L	ERA	G	GS	CG	SHO	GF	HLD	SV	SVO	IP	H	R	ER	HR	HB	BB	IBB	SO	AVG	WP	BK	GIDP	TBF
Bummer, A.	0-0	0.00	1	0	0	0	0	0	0	0	1.0	0	0	0	0	0	1	0	1	.000	0	0	0	4
Cease, D.	0-2	5.91	2	2	0	0	0	0	0	0	10.2	9	7	7	4	1	5	0	10	.231	0	0	2	45
Colomé, A.	0-0	4.50	2	0	0	0	2	0	0	0	2.0	1	1	1	0	0	1	0	2	.143	0	0	0	8
Cordero, J.	0-0	13.50	2	0	0	0	0	0	0	0	1.1	2	4	2	0	1	1	0	1	.333	1	0	0	8
Crochet, G.	0-0	0.00	1	0	0	0	0	1	0	0	2.0	2	0	0	0	0	0	0	3	.250	0	0	0	8
Detwiler, R.	0-0	0.00	1	0	0	0	1	0	0	0	1.0	0	0	0	0	0	0	0	1	.000	0	0	0	3
Dunning, D.	0-0	12.00	1	1	0	0	0	0	0	0	3.0	3	5	4	1	1	3	0	2	.273	0	0	0	15
Foster, M.	1-0	0.00	3	0	0	0	1	0	0	0	4.0	1	0	0	0	0	2	0	1	.077	0	0	0	15
Fry, J.	0-0	1.80	3	0	0	0	1	0	0	0	5.0	3	2	1	1	0	3	0	4	.167	0	0	0	21
González, G.	1-0	3.38	3	0	0	0	0	0	0	0	5.1	4	2	2	1	0	3	0	4	.211	0	0	2	22
Heuer, C.	0-0	0.00	1	0	0	0	0	0	0	0	0.1	0	0	0	0	0	0	0	1	.000	0	0	0	1
Keuchel, D.	1-0	1.13	1	1	0	0	0	0	0	0	8.0	6	1	1	0	0	1	0	3	.200	0	0	1	31
López, R.	0-1	15.43	2	2	0	0	0	0	0	0	4.2	5	8	8	2	1	5	0	7	.263	0	0	0	25
Marshall, E.	0-0	4.50	2	0	0	0	0	1	0	0	2.0	3	1	1	0	0	0	0	2	.333	0	0	0	9
Rodón, C.	0-0	0.00	1	0	0	0	0	0	0	0	1.2	0	0	0	0	1	0	0	1	.000	0	0	0	6
Sánchez, Y.	0-0	9.00	1	0	0	0	1	0	0	0	1.0	2	1	1	1	0	0	0	0	.500	0	0	0	4
<b>SOX</b>	<b>3-3</b>	<b>4.75</b>	<b>6</b>	<b>6</b>	<b>0</b>	<b>0</b>	<b>6</b>	<b>1</b>	<b>0</b>	<b>0</b>	<b>53.0</b>	<b>41</b>	<b>32</b>	<b>28</b>	<b>10</b>	<b>5</b>	<b>25</b>	<b>0</b>	<b>43</b>	<b>.210</b>	<b>1</b>	<b>0</b>	<b>5</b>	<b>275</b>
<b>OPP</b>	<b>3-3</b>	<b>5.94</b>	<b>6</b>	<b>6</b>	<b>0</b>	<b>0</b>	<b>6</b>	<b>1</b>	<b>2</b>	<b>2</b>	<b>53.0</b>	<b>57</b>	<b>35</b>	<b>35</b>	<b>16</b>	<b>0</b>	<b>23</b>	<b>0</b>	<b>62</b>	<b>.269</b>	<b>5</b>	<b>0</b>	<b>4</b>	<b>235</b>

WHITE SOX OVERVIEW

MANAGER & COACHES

PLAYERS & ROSTER

2020 SEASON REVIEW

POSTSEASON HISTORY

MEDIA INFO. & MISC.

# WHITE SOX VS. CINCINNATI

## WHITE SOX VS. REDS

Player	AVG	G	AB	R	H	TB	2B	3B	HR	RBI	BB	IBB	SO	SB	CS	OBP	SLG	OPS	SH	SF	HBP	GIDP
Abreu, J.	.400	3	10	1	4	8	1	0	1	2	1	0	4	0	0	.500	.800	1.300	0	0	1	0
Anderson, T.	.250	2	8	2	2	8	0	0	2	2	0	0	3	0	0	.250	1.000	1.250	0	0	0	0
Encarnación, E.	.083	3	12	1	1	4	0	0	1	1	0	0	5	0	0	.083	.333	.417	0	0	0	0
Grandal, Y.	.143	2	7	1	1	4	0	0	1	1	1	0	2	0	0	.250	.571	.821	0	0	0	0
Jiménez, E.	.083	3	12	0	1	1	0	0	0	1	0	0	4	0	0	.083	.083	.167	0	0	0	0
Madrigal, N.	.500	3	10	1	5	6	1	0	0	1	1	0	2	0	1	.583	.600	1.183	0	0	1	0
Mazara, N.	.200	3	10	1	2	5	0	0	1	1	1	0	2	0	1	.273	.500	.773	0	0	0	0
McCann, J.	.000	1	4	0	0	0	0	0	0	0	0	0	2	0	0	.000	.000	.000	0	0	0	0
Moncada, Y.	.125	3	8	0	1	3	0	1	0	0	2	0	3	0	0	.300	.375	.675	0	0	0	0
Robert, L.	.000	3	10	1	0	0	0	0	0	0	2	0	3	0	0	.167	.000	.167	0	0	0	0
Sánchez, Y.	.167	2	6	1	1	1	0	0	0	0	1	0	2	0	0	.286	.167	.452	0	0	0	0
<b>SOX</b>	<b>.186</b>	<b>3</b>	<b>97</b>	<b>9</b>	<b>18</b>	<b>40</b>	<b>2</b>	<b>1</b>	<b>6</b>	<b>9</b>	<b>9</b>	<b>0</b>	<b>32</b>	<b>0</b>	<b>2</b>	<b>.269</b>	<b>.412</b>	<b>.681</b>	<b>0</b>	<b>0</b>	<b>2</b>	<b>0</b>
<b>OPP</b>	<b>.209</b>	<b>3</b>	<b>91</b>	<b>14</b>	<b>19</b>	<b>38</b>	<b>4</b>	<b>0</b>	<b>5</b>	<b>14</b>	<b>20</b>	<b>0</b>	<b>31</b>	<b>1</b>	<b>0</b>	<b>.368</b>	<b>.418</b>	<b>.786</b>	<b>0</b>	<b>0</b>	<b>3</b>	<b>2</b>

Pitcher	W-L	ERA	G	GS	CG	SHO	GF	HLD	SV	SVO	IP	H	R	ER	HR	HB	BB	IBB	SO	AVG	WP	BK	GIDP	TBF
Cease, D.	0-1	9.00	1	1	0	0	0	0	0	0	3.0	0	3	3	0	1	7	0	5	.000	0	0	0	17
Cishek, S.	0-0	3.38	2	0	0	0	0	0	0	0	2.2	2	1	1	0	1	2	0	3	.200	0	0	0	13
Cordero, J.	0-0	0.00	1	0	0	0	0	0	0	0	1.0	1	0	0	0	0	0	0	2	.250	0	0	0	4
Crochet, G.	0-0	0.00	2	0	0	0	1	0	0	0	2.0	1	0	0	0	0	0	0	2	.143	0	0	0	7
Detwiler, R.	0-0	27.00	1	0	0	0	0	0	0	0	1.1	3	4	4	1	1	3	1	1	.429	0	0	0	11
Foster, M.	1-0	0.00	1	0	0	0	0	0	0	0	2.0	0	0	0	0	0	0	0	2	.000	0	0	0	6
Fry, J.	0-0	0.00	1	0	0	0	1	0	0	0	1.0	1	0	0	0	0	1	0	0	.333	0	0	1	4
González, G.	0-0	0.00	1	0	0	0	0	0	0	0	2.1	2	0	0	0	0	1	0	4	.250	1	0	0	9
Heuer, C.	0-0	0.00	1	0	0	0	0	1	0	0	1.0	0	0	0	0	0	1	0	1	.000	0	0	1	3
Keuchel, D.	0-0	0.00	1	1	0	0	0	0	0	0	4.0	4	0	0	0	0	3	0	7	.250	0	0	0	19
Ruiz, J.	0-0	0.00	2	0	0	0	1	0	0	0	2.0	0	0	0	0	0	0	0	4	.000	0	0	0	6
Stiever, J.	0-1	20.25	1	1	0	0	0	0	0	0	2.2	5	6	6	4	0	2	0	0	.385	0	0	0	15
<b>SOX</b>	<b>1-2</b>	<b>5.04</b>	<b>3</b>	<b>3</b>	<b>0</b>	<b>1</b>	<b>1</b>	<b>1</b>	<b>0</b>	<b>0</b>	<b>25.0</b>	<b>19</b>	<b>14</b>	<b>14</b>	<b>5</b>	<b>3</b>	<b>20</b>	<b>1</b>	<b>31</b>	<b>.209</b>	<b>1</b>	<b>0</b>	<b>2</b>	<b>114</b>
<b>OPP</b>	<b>2-1</b>	<b>3.00</b>	<b>3</b>	<b>3</b>	<b>0</b>	<b>0</b>	<b>3</b>	<b>0</b>	<b>0</b>	<b>0</b>	<b>27.0</b>	<b>18</b>	<b>9</b>	<b>9</b>	<b>6</b>	<b>2</b>	<b>9</b>	<b>0</b>	<b>32</b>	<b>.189</b>	<b>1</b>	<b>0</b>	<b>0</b>	<b>108</b>

WHITE SOX OVERVIEW

MANAGER & COACHES

PLAYERS & ROSTER

2020 SEASON REVIEW

POSTSEASON HISTORY

MEDIA INFO. & MISC.

# WHITE SOX VS. CLEVELAND

## WHITE SOX VS. INDIANS

Player	AVG	G	AB	R	H	TB	2B	3B	HR	RBI	BB	IBB	SO	SB	CS	OBP	SLG	OPS	SH	SF	HBP	GIDP
Abreu, J.	.216	10	37	8	8	19	2	0	3	7	3	0	12	0	0	.286	.514	.799	0	1	1	3
Anderson, T.	.267	7	30	5	8	14	3	0	1	1	0	0	9	0	0	.267	.467	.733	0	0	0	2
Collins, Z.	.000	4	8	0	0	0	0	0	0	0	0	0	2	0	0	.000	.000	.000	0	0	0	0
Delmonico, N.	.286	2	7	0	2	2	0	0	0	1	1	0	1	0	0	.375	.286	.661	0	0	0	0
Dyson, J.	.000	2	3	0	0	0	0	0	0	0	0	0	1	0	0	.000	.000	.000	0	0	0	0
Encarnación, E.	.200	6	20	0	4	5	1	0	0	1	2	0	6	0	0	.304	.250	.554	0	0	1	0
Engel, A.	.278	7	18	2	5	11	1	1	1	2	1	0	6	0	0	.316	.611	.927	0	0	0	0
García, L.	.083	6	24	0	2	2	0	0	0	0	0	0	6	0	0	.083	.083	.167	0	0	0	0
Goins, R.	.000	3	0	1	0	0	0	0	0	0	0	0	0	0	0	.000	.000	.000	0	0	0	0
Grandal, Y.	.167	7	24	1	4	6	2	0	0	4	1	0	15	0	0	.192	.250	.442	0	1	0	0
Jiménez, E.	.207	8	29	2	6	11	2	0	1	3	0	0	8	0	0	.200	.379	.579	0	1	0	0
Madrigal, N.	.333	3	12	0	4	4	0	0	0	1	0	0	0	0	0	.333	.333	.667	0	0	0	1
Mazara, N.	.286	5	14	1	4	5	1	0	0	2	3	0	5	0	0	.412	.357	.769	0	0	0	0
McCann, J.	.250	7	20	3	5	11	0	0	2	3	1	0	10	0	0	.286	.550	.836	0	0	0	0
Mendick, D.	.154	5	13	0	2	2	0	0	0	0	1	0	3	0	0	.214	.154	.368	0	0	0	1
Moncada, Y.	.195	10	41	5	8	16	1	2	1	1	4	0	14	0	0	.267	.390	.657	0	0	0	0
Robert, L.	.182	9	33	1	6	7	1	0	0	2	3	0	17	1	0	.250	.212	.462	0	0	0	1
Ruiz, J.	.000	1	0	0	0	0	0	0	0	0	0	0	0	0	0	.000	.000	.000	0	0	0	0
Sánchez, Y.	.500	3	2	1	1	4	0	0	1	1	1	0	0	0	0	.667	2.000	2.667	0	0	0	0
<b>SOX</b>	<b>.206</b>	<b>10</b>	<b>335</b>	<b>30</b>	<b>69</b>	<b>119</b>	<b>14</b>	<b>3</b>	<b>10</b>	<b>29</b>	<b>21</b>	<b>0</b>	<b>115</b>	<b>1</b>	<b>0</b>	<b>.255</b>	<b>.355</b>	<b>.610</b>	<b>0</b>	<b>3</b>	<b>2</b>	<b>8</b>
<b>OPP</b>	<b>.247</b>	<b>10</b>	<b>332</b>	<b>41</b>	<b>82</b>	<b>131</b>	<b>14</b>	<b>1</b>	<b>11</b>	<b>39</b>	<b>25</b>	<b>1</b>	<b>70</b>	<b>0</b>	<b>1</b>	<b>.304</b>	<b>.395</b>	<b>.699</b>	<b>1</b>	<b>4</b>	<b>4</b>	<b>6</b>

Pitcher	W-L	ERA	G	GS	CG	SHO	GF	HLD	SV	SVO	IP	H	R	ER	HR	HB	BB	IBB	SO	AVG	WP	BK	GIDP	TBF
Anderson, D.	0-1	40.50	1	0	0	0	0	0	0	0	1.1	4	6	6	2	0	2	0	2	.500	1	0	0	10
Bummer, A.	1-0	0.00	3	0	0	0	1	1	0	0	3.2	2	0	0	0	0	2	0	3	.154	0	0	1	15
Burdi, Z.	0-0	0.00	1	0	0	0	0	0	0	0	1.0	1	0	0	0	0	0	0	2	.250	0	0	0	4
Cease, D.	1-1	4.91	2	2	0	0	0	0	0	0	7.1	9	4	4	2	2	5	0	5	.321	0	0	2	35
Cishek, S.	0-0	3.86	3	0	0	0	0	0	0	0	2.1	2	1	1	1	0	2	0	5	.222	0	0	0	11
Colomé, A.	0-0	0.00	5	0	0	0	3	0	1	1	5.0	2	0	0	0	1	1	0	3	.118	0	0	0	20
Cordero, J.	0-1	11.25	4	0	0	0	1	1	0	0	4.0	7	6	5	0	0	3	1	0	.412	0	0	0	22
Crochet, G.	0-0	0.00	2	0	0	0	0	0	0	0	2.0	0	0	0	0	1	0	0	3	.000	0	0	0	7
Detwiler, R.	0-0	0.00	2	0	0	0	1	0	0	0	3.0	1	0	0	0	0	0	0	3	.111	0	0	0	9
Dunning, D.	0-0	9.00	1	1	0	0	0	0	0	0	4.0	6	4	4	1	0	1	0	5	.333	0	0	0	19
Foster, M.	0-1	4.91	3	1	0	0	1	1	0	0	3.2	2	3	2	0	0	2	0	5	.167	0	0	0	14
Fry, J.	0-1	5.40	3	0	0	0	0	0	0	0	3.1	4	2	2	1	0	2	0	4	.308	0	0	1	15
Giolito, L.	0-0	1.89	3	3	0	0	0	0	0	0	19.0	12	4	4	1	0	10	0	26	.190	0	0	5	74
González, G.	0-1	27.00	1	0	0	0	1	0	0	0	0.1	1	1	1	1	0	0	0	0	.500	0	0	0	2
Hamilton, I.	0-0	0.00	2	0	0	0	0	0	0	0	2.2	2	0	0	0	0	2	0	2	.222	1	0	1	11
Heuer, C.	0-0	0.00	3	0	0	0	1	0	0	0	4.0	1	0	0	0	0	1	0	4	.071	0	0	0	15
Keuchel, D.	0-0	1.50	1	1	0	0	0	0	0	0	6.0	4	1	1	0	0	2	0	3	.190	0	0	0	23
Lambert, J.	0-0	0.00	1	0	0	0	0	0	0	0	1.0	1	0	0	0	0	0	0	1	.250	0	0	0	4
López, R.	0-0	1.80	1	1	0	0	0	0	0	0	5.0	3	1	1	1	0	2	0	3	.167	0	0	1	20
Marshall, E.	0-0	2.08	4	0	0	0	0	1	0	1	4.1	2	1	1	0	0	2	0	6	.133	0	0	0	17
Rodón, C.	0-2	13.50	2	1	0	0	0	0	0	1	4.0	6	6	6	1	0	3	0	4	.353	1	0	1	20
Ruiz, J.	0-0	--	1	0	0	0	1	0	0	1	0.0	1	1	1	1	0	0	0	0	1.000	0	0	0	1
<b>SOX</b>	<b>2-8</b>	<b>4.03</b>	<b>10</b>	<b>10</b>	<b>0</b>	<b>0</b>	<b>10</b>	<b>4</b>	<b>1</b>	<b>4</b>	<b>87.0</b>	<b>73</b>	<b>41</b>	<b>39</b>	<b>12</b>	<b>4</b>	<b>42</b>	<b>1</b>	<b>89</b>	<b>.230</b>	<b>3</b>	<b>0</b>	<b>12</b>	<b>368</b>
<b>OPP</b>	<b>8-2</b>	<b>2.57</b>	<b>10</b>	<b>10</b>	<b>0</b>	<b>0</b>	<b>10</b>	<b>7</b>	<b>5</b>	<b>6</b>	<b>91.0</b>	<b>69</b>	<b>30</b>	<b>26</b>	<b>10</b>	<b>2</b>	<b>21</b>	<b>0</b>	<b>115</b>	<b>.206</b>	<b>4</b>	<b>0</b>	<b>8</b>	<b>362</b>

WHITE SOX OVERVIEW

MANAGER & COACHES

PLAYERS & ROSTER

2020 SEASON REVIEW

POSTSEASON HISTORY

MEDIA INFO. & MISC.



# WHITE SOX VS. DETROIT

## WHITE SOX VS. TIGERS

Player	AVG	G	AB	R	H	TB	2B	3B	HR	RBI	BB	IBB	SO	SB	CS	OBP	SLG	OPS	SH	SF	HBP	GIDP		
Abreu, J.	.429	10	42	11	18	32	5	0	3	17	2	0	9	0	0	.455	.762	1.216	0	0	0	3		
Anderson, T.	.513	9	39	17	20	38	1	1	5	10	1	0	4	2	0	.548	.974	1.522	0	0	2	0		
Collins, Z.	.333	2	3	1	1	2	1	0	0	0	0	0	1	0	0	.333	.667	1.000	0	0	0	0		
Dyson, J.	.500	1	2	0	1	1	0	0	0	0	0	0	0	0	0	.500	.500	1.000	1	0	0	0		
Encarnación, E.	.179	8	28	5	5	15	1	0	3	5	5	0	9	0	0	.324	.536	.859	0	0	1	1		
Engel, A.	.125	7	16	1	2	3	1	0	0	1	0	0	4	0	0	.176	.188	.364	0	0	1	0		
García, L.	.250	1	4	0	1	1	0	0	0	0	0	0	0	0	0	.250	.250	.500	0	0	0	0		
Goins, R.	.000	5	5	2	0	0	0	0	0	0	0	0	1	0	0	.000	.000	.000	0	0	0	0		
González, L.	.000	1	0	1	0	0	0	0	0	0	0	0	0	0	0	1.000	.000	1.000	0	0	1	0		
Grandal, Y.	.143	5	14	4	2	2	0	0	0	1	6	0	6	0	0	.400	.143	.543	0	0	0	1		
Jiménez, E.	.439	10	41	7	18	34	1	0	5	13	2	0	7	0	0	.465	.829	1.294	0	0	0	2		
Madrigal, N.	.250	2	8	1	2	2	0	0	0	1	0	0	0	0	0	.250	.250	.500	0	0	0	0		
Mazara, N.	.188	9	32	3	6	9	3	0	0	5	2	0	15	0	0	.235	.281	.516	0	0	0	0		
McCann, J.	.304	7	23	3	7	7	0	0	0	1	2	0	5	1	0	.360	.304	.664	0	0	0	1		
Mendick, D.	.233	9	30	4	7	13	1	1	1	3	1	0	5	0	0	.250	.433	.683	0	1	0	0		
Moncada, Y.	.281	8	32	5	9	13	1	0	1	6	5	0	10	0	0	.368	.406	.775	0	1	0	1		
Robert, L.	.167	7	24	4	4	11	1	0	2	7	0	0	7	0	0	.160	.458	.618	0	1	0	0		
Sánchez, Y.	.500	1	2	1	1	2	1	0	0	0	1	0	1	0	0	.667	1.000	1.667	0	0	0	0		
<b>SOX</b>	<b>.301</b>	<b>10</b>	<b>345</b>	<b>70</b>	<b>104</b>	<b>185</b>	<b>17</b>	<b>2</b>	<b>20</b>	<b>70</b>	<b>27</b>	<b>0</b>	<b>84</b>	<b>3</b>	<b>0</b>	<b>.358</b>	<b>.536</b>	<b>.894</b>	<b>1</b>	<b>3</b>	<b>5</b>	<b>9</b>		
<b>OPP</b>	<b>.204</b>	<b>10</b>	<b>324</b>	<b>28</b>	<b>66</b>	<b>101</b>	<b>12</b>	<b>1</b>	<b>7</b>	<b>26</b>	<b>23</b>	<b>0</b>	<b>87</b>	<b>3</b>	<b>0</b>	<b>.255</b>	<b>.312</b>	<b>.567</b>	<b>0</b>	<b>2</b>	<b>0</b>	<b>6</b>		
Pitcher	W-L	ERA	G	GS	CG	SHO	GF	HLD	SV	SVO	IP	H	R	ER	HR	HB	BB	IBB	SO	AVG	WP	BK	GIDP	TBF
Burdi, Z.	0-0	3.00	3	0	0	0	0	1	0	0	3.0	2	2	1	0	0	0	0	3	.182	1	0	0	11
Cease, D.	2-0	2.19	2	2	0	0	0	0	0	0	12.1	12	7	3	3	0	3	0	8	.255	1	0	1	52
Cishek, S.	0-0	2.25	5	0	0	0	2	0	0	0	4.0	3	1	1	0	0	0	0	2	.200	0	0	0	15
Colomé, A.	0-0	0.00	4	0	0	0	4	0	4	4	4.0	0	0	0	0	0	0	0	3	.000	0	0	0	13
Cordero, J.	1-0	0.00	5	0	0	0	1	1	0	0	5.1	4	0	0	0	0	1	0	5	.200	0	0	0	21
Dunning, D.	0-0	6.23	1	1	0	0	0	0	0	0	4.1	5	3	3	1	0	1	0	7	.278	1	0	0	19
Flores Jr., B.	0-0	0.00	1	0	0	0	1	0	0	0	1.0	2	0	0	0	0	0	0	1	.400	0	0	0	5
Foster, M.	1-0	0.00	3	0	0	0	0	0	0	0	5.2	2	0	0	0	0	1	0	8	.111	0	0	1	19
Fry, J.	0-0	0.00	1	0	0	0	1	0	0	0	1.0	1	0	0	0	0	0	0	2	.250	0	0	0	4
Giolito, L.	1-0	2.13	2	2	0	0	0	0	0	0	12.2	7	3	3	0	0	5	0	20	.159	2	0	1	50
González, G.	0-0	3.86	2	2	0	0	0	0	0	0	9.1	12	4	4	1	0	3	0	12	.316	0	0	1	41
Hamilton, I.	0-0	54.00	1	0	0	0	0	0	0	0	0.1	1	2	2	0	0	2	0	0	.500	1	0	0	4
Heuer, C.	1-0	4.91	4	0	0	0	0	2	0	0	3.2	3	2	2	1	0	1	0	2	.231	0	0	0	14
Keuchel, D.	0-1	4.50	1	1	0	0	0	0	0	0	6.0	6	3	3	1	0	2	0	4	.273	0	0	2	24
López, R.	1-0	0.00	1	1	0	0	0	0	0	0	5.0	3	0	0	0	0	1	0	2	.176	0	0	0	18
Marshall, E.	2-0	0.00	4	0	0	0	0	2	0	0	4.2	1	0	0	0	0	1	0	5	.063	0	0	0	17
McRae, A.	0-0	0.00	1	0	0	0	0	0	0	0	2.0	0	0	0	0	0	0	0	0	.000	0	0	0	6
Ruiz, J.	0-0	0.00	1	0	0	0	1	0	0	0	1.0	0	0	0	0	0	0	0	0	.000	0	0	0	3
Stiever, J.	0-0	2.45	1	1	0	0	0	0	0	0	3.2	2	1	1	0	0	2	0	3	.167	0	0	0	14
<b>SOX</b>	<b>9-1</b>	<b>3.86</b>	<b>10</b>	<b>10</b>	<b>0</b>	<b>0</b>	<b>10</b>	<b>11</b>	<b>4</b>	<b>8</b>	<b>91.0</b>	<b>88</b>	<b>40</b>	<b>39</b>	<b>13</b>	<b>2</b>	<b>35</b>	<b>0</b>	<b>89</b>	<b>.250</b>	<b>3</b>	<b>0</b>	<b>6</b>	<b>392</b>
<b>OPP</b>	<b>1-9</b>	<b>7.59</b>	<b>10</b>	<b>10</b>	<b>0</b>	<b>0</b>	<b>10</b>	<b>3</b>	<b>0</b>	<b>1</b>	<b>83.0</b>	<b>104</b>	<b>70</b>	<b>70</b>	<b>20</b>	<b>5</b>	<b>27</b>	<b>0</b>	<b>84</b>	<b>.301</b>	<b>1</b>	<b>0</b>	<b>9</b>	<b>381</b>

WHITE SOX OVERVIEW

MANAGER & COACHES

PLAYERS & ROSTER

2020 SEASON REVIEW

POSTSEASON HISTORY

MEDIA INFO. & MISC.

# WHITE SOX VS. KANSAS CITY

## WHITE SOX VS. ROYALS

Player	AVG	G	AB	R	H	TB	2B	3B	HR	RBI	BB	IBB	SO	SB	CS	OBP	SLG	OPS	SH	SF	HBP	GIDP
Abreu, J.	.289	10	45	7	13	20	4	0	1	8	3	1	9	0	0	.333	.444	.778	0	0	0	1
Anderson, T.	.429	8	35	8	15	22	4	0	1	5	2	0	9	2	0	.447	.629	1.076	0	1	0	0
Delmonico, N.	.250	1	4	0	1	1	0	0	0	2	0	0	0	0	0	.250	.250	.500	0	0	0	1
Dyson, J.	.000	4	0	2	0	0	0	0	0	0	0	0	0	0	0	.000	.000	.000	0	0	0	0
Encarnación, E.	.259	7	27	6	7	16	0	0	3	8	4	0	9	0	0	.364	.593	.956	0	1	1	0
Engel, A.	.227	7	22	3	5	8	0	0	1	3	0	0	4	0	0	.227	.364	.591	0	0	0	0
García, L.	.833	2	6	1	5	5	0	0	0	1	1	0	0	0	0	.857	.833	1.690	0	0	0	0
Goins, R.	.000	2	0	1	0	0	0	0	0	0	0	0	0	0	0	.000	.000	.000	0	0	0	0
Grandal, Y.	.368	9	38	9	14	22	2	0	2	10	6	0	11	0	0	.455	.579	1.033	0	0	0	0
Jiménez, E.	.250	10	44	7	11	20	3	0	2	8	4	0	10	0	0	.313	.455	.767	0	0	0	1
Madrigal, N.	.393	7	28	3	11	11	0	0	0	4	0	0	1	1	0	.393	.393	.786	0	0	0	3
Mazara, N.	.250	5	16	1	4	5	1	0	0	2	1	0	2	0	0	.333	.313	.646	0	0	1	0
McCann, J.	.133	4	15	3	2	3	1	0	0	1	1	0	3	0	0	.278	.200	.478	0	0	2	0
Mendick, D.	.227	5	22	2	5	6	1	0	0	0	1	0	6	0	0	.261	.273	.534	0	0	0	0
Mercedes, Y.	.000	1	1	0	0	0	0	0	0	0	0	0	0	0	0	.000	.000	.000	0	0	0	0
Moncada, Y.	.214	8	28	4	6	6	0	0	0	3	8	0	9	0	0	.395	.214	.609	0	1	1	0
Robert, L.	.300	10	40	12	12	26	2	0	4	9	6	0	9	2	0	.404	.650	1.054	0	0	1	2
Sánchez, Y.	.667	1	3	2	2	4	2	0	0	0	2	0	0	0	0	.800	1.333	2.133	0	0	0	1

<b>SOX</b>	<b>.302</b>	<b>10</b>	<b>374</b>	<b>71</b>	<b>113</b>	<b>175</b>	<b>20</b>	<b>0</b>	<b>14</b>	<b>64</b>	<b>39</b>	<b>1</b>	<b>82</b>	<b>5</b>	<b>0</b>	<b>.374</b>	<b>.468</b>	<b>.842</b>	<b>0</b>	<b>3</b>	<b>6</b>	<b>9</b>
<b>OPP</b>	<b>.250</b>	<b>10</b>	<b>352</b>	<b>40</b>	<b>88</b>	<b>146</b>	<b>19</b>	<b>0</b>	<b>13</b>	<b>39</b>	<b>35</b>	<b>0</b>	<b>89</b>	<b>5</b>	<b>4</b>	<b>.321</b>	<b>.415</b>	<b>.736</b>	<b>3</b>	<b>0</b>	<b>2</b>	<b>6</b>

Pitcher	W-L	ERA	G	GS	CG	SHO	GF	HLD	SV	SVO	IP	H	R	ER	HR	HB	BB	IBB	SO	AVG	WP	BK	GIDP	TBF
Bummer, A.	0-0	0.00	2	0	0	0	0	0	0	0	2.1	1	0	0	0	0	0	0	5	.125	0	0	0	8
Burdi, Z.	0-1	135.00	1	0	0	0	0	0	0	1	0.1	4	5	5	2	0	1	0	1	.800	0	0	0	6
Cease, D.	2-0	3.52	3	3	0	0	0	0	0	0	15.1	10	6	6	3	1	9	0	10	.182	0	0	2	65
Cishek, S.	0-0	6.23	5	0	0	0	2	0	0	1	4.1	6	3	3	2	0	2	0	7	.316	0	0	0	21
Colomé, A.	1-0	1.59	5	0	0	0	4	0	3	4	5.2	5	2	1	0	0	4	0	4	.238	0	0	1	25
Cordero, J.	0-0	4.50	7	0	0	0	0	5	0	0	6.0	8	3	3	1	1	0	0	6	.320	0	0	1	26
Detwiler, R.	0-0	4.50	3	0	0	0	1	1	0	0	4.0	6	2	2	0	0	1	0	1	.375	0	0	1	17
Dunning, D.	0-0	2.79	2	2	0	0	0	0	0	0	9.2	5	3	3	0	0	5	0	11	.143	1	0	0	40
Flores Jr., B.	0-0	18.00	1	0	0	0	0	0	0	0	1.0	2	2	2	0	0	0	0	1	.400	0	0	0	5
Foster, M.	2-0	6.23	5	0	0	0	1	0	0	1	4.1	7	3	3	1	0	2	0	3	.368	0	0	0	22
Fry, J.	0-0	13.50	3	0	0	0	0	1	0	0	2.0	4	3	3	1	0	2	0	1	.444	1	0	0	11
Giolito, L.	1-0	4.50	1	1	0	0	0	0	0	0	6.0	5	3	3	1	0	0	0	9	.217	0	0	0	23
González, G.	0-0	0.00	1	1	0	0	0	0	0	0	3.2	5	0	0	0	0	3	0	6	.333	0	0	0	18
Heuer, C.	1-0	1.93	4	0	0	0	1	1	1	1	4.2	3	1	1	0	0	2	0	5	.176	0	0	0	19
Keuchel, D.	2-0	1.74	2	2	0	0	0	0	0	0	10.1	9	2	2	1	0	1	0	4	.225	0	0	1	42
López, R.	0-0	4.50	1	1	0	0	0	0	0	0	4.0	6	2	2	1	0	2	0	4	.375	1	0	0	19
Marshall, E.	0-0	0.00	6	0	0	0	0	3	0	0	6.1	1	0	0	0	0	1	0	9	.050	0	0	0	21
McRae, A.	0-0	0.00	1	0	0	0	1	0	0	0	1.0	1	0	0	0	0	0	0	2	.250	0	0	0	4
<b>SOX</b>	<b>9-1</b>	<b>3.86</b>	<b>10</b>	<b>10</b>	<b>0</b>	<b>0</b>	<b>10</b>	<b>11</b>	<b>4</b>	<b>8</b>	<b>91.0</b>	<b>88</b>	<b>40</b>	<b>39</b>	<b>13</b>	<b>2</b>	<b>35</b>	<b>0</b>	<b>89</b>	<b>.250</b>	<b>3</b>	<b>0</b>	<b>6</b>	<b>392</b>
<b>OPP</b>	<b>1-9</b>	<b>5.84</b>	<b>10</b>	<b>10</b>	<b>0</b>	<b>0</b>	<b>10</b>	<b>0</b>	<b>1</b>	<b>1</b>	<b>89.1</b>	<b>113</b>	<b>71</b>	<b>58</b>	<b>14</b>	<b>6</b>	<b>39</b>	<b>1</b>	<b>82</b>	<b>.302</b>	<b>7</b>	<b>0</b>	<b>9</b>	<b>422</b>

WHITE SOX OVERVIEW

MANAGER & COACHES

PLAYERS & ROSTER

2020 SEASON REVIEW

POSTSEASON HISTORY

MEDIA INFO. & MISC.

# WHITE SOX VS. MILWAUKEE

## WHITE SOX VS. BREWERS

Player	AVG	G	AB	R	H	TB	2B	3B	HR	RBI	BB	IBB	SO	SB	CS	OBP	SLG	OPS	SH	SF	HBP	GIDP
Abreu, J.	.235	4	17	1	4	7	0	0	1	4	1	0	7	0	0	.278	.412	.690	0	0	0	0
Collins, Z.	.000	2	5	0	0	0	0	0	0	0	1	0	2	0	0	.167	.000	.167	0	0	0	0
Encarnación, E.	.500	1	2	0	1	1	0	0	0	0	0	0	1	0	0	.500	.500	1.000	0	0	0	0
Engel, A.	.000	2	2	1	0	0	0	0	0	0	0	0	0	0	0	.333	.000	.333	0	0	1	1
García, L.	.333	4	15	2	5	9	1	0	1	3	1	0	1	0	0	.375	.600	.975	0	0	0	0
Goins, R.	.000	2	1	0	0	0	0	0	0	0	0	0	0	0	0	.000	.000	.000	0	0	0	0
Grandal, Y.	.214	4	14	1	3	4	1	0	0	1	2	0	6	0	0	.294	.286	.580	0	1	0	1
Jiménez, E.	.188	4	16	1	3	6	0	0	1	2	1	0	5	0	0	.235	.375	.610	0	0	0	1
Madrigal, N.	.250	2	4	0	1	1	0	0	0	0	1	0	1	0	0	.400	.250	.650	0	0	0	0
Mazara, N.	.222	4	9	1	2	2	0	0	0	0	1	0	2	0	0	.417	.222	.639	0	0	2	0
McCann, J.	.125	2	8	0	1	1	0	0	0	0	0	0	3	0	0	.125	.125	.250	0	0	0	1
Mendick, D.	.444	3	9	1	4	5	1	0	0	0	0	0	2	0	0	.444	.556	1.000	0	0	0	0
Moncada, Y.	.333	4	18	2	6	10	1	0	1	1	0	0	6	0	0	.333	.556	.889	0	0	0	0
Robert, L.	.267	4	15	2	4	4	0	0	0	0	3	0	8	3	1	.389	.267	.656	0	0	0	1
<b>SOX</b>	<b>.252</b>	<b>4</b>	<b>135</b>	<b>12</b>	<b>34</b>	<b>50</b>	<b>4</b>	<b>0</b>	<b>4</b>	<b>11</b>	<b>11</b>	<b>0</b>	<b>44</b>	<b>3</b>	<b>1</b>	<b>.320</b>	<b>.370</b>	<b>.690</b>	<b>0</b>	<b>1</b>	<b>3</b>	<b>5</b>
<b>OPP</b>	<b>.252</b>	<b>4</b>	<b>139</b>	<b>15</b>	<b>35</b>	<b>50</b>	<b>6</b>	<b>0</b>	<b>3</b>	<b>15</b>	<b>14</b>	<b>1</b>	<b>45</b>	<b>1</b>	<b>1</b>	<b>.331</b>	<b>.360</b>	<b>.691</b>	<b>0</b>	<b>1</b>	<b>3</b>	<b>4</b>

Pitcher	W-L	ERA	G	GS	CG	SHO	GF	HLD	SV	SVO	IP	H	R	ER	HR	HB	BB	IBB	SO	AVG	WP	BK	GIDP	TBF
Bummer, A.	0-0	0.00	1	0	0	0	0	1	0	0	1.0	0	0	0	0	0	0	0	2	.000	0	0	0	3
Cishek, S.	0-0	21.60	2	0	0	0	0	0	0	1	1.2	4	4	4	0	3	2	0	0	.571	0	0	1	13
Colomé, A.	0-0	0.00	2	0	0	0	2	0	2	2	2.0	3	0	0	0	0	0	0	2	.333	0	0	0	9
Cordero, J.	0-0	0.00	1	0	0	0	0	1	0	0	1.0	1	0	0	0	0	1	0	1	.333	0	0	1	4
Detwiler, R.	1-0	0.00	1	0	0	0	0	0	0	0	1.1	1	0	0	0	0	0	0	3	.200	1	0	0	5
Foster, M.	0-0	0.00	2	0	0	0	0	0	0	0	2.2	1	0	0	0	0	1	0	5	.111	0	0	0	10
Fry, J.	0-0	10.80	2	0	0	0	0	0	0	0	1.2	2	2	2	0	0	2	1	3	.286	0	0	0	9
Giolito, L.	1-0	3.00	1	1	0	0	0	0	0	0	6.0	4	2	2	1	0	3	0	9	.200	0	0	2	23
González, G.	0-1	8.31	1	1	0	0	0	0	0	0	4.1	8	5	4	2	0	3	0	3	.364	0	0	0	25
Hamilton, I.	0-0	0.00	1	0	0	0	0	0	0	0	1.0	1	0	0	0	0	1	0	2	.250	0	0	0	5
Heuer, C.	0-0	0.00	1	0	0	0	1	0	0	0	2.0	0	0	0	0	0	0	0	3	.000	0	0	0	6
Keuchel, D.	0-1	1.29	1	1	0	0	0	0	0	0	7.0	5	1	1	0	0	1	0	8	.192	0	0	0	27
Lail, B.	0-0	0.00	1	0	0	0	1	0	0	0	1.1	2	0	0	0	0	0	0	1	.333	0	0	0	6
Marshall, E.	0-0	0.00	1	0	0	0	0	1	0	0	1.0	0	0	0	0	0	0	0	2	.000	0	0	0	3
Rodón, C.	0-0	4.50	1	1	0	0	0	0	0	0	2.0	3	1	1	0	0	0	0	1	.333	0	0	0	9
<b>SOX</b>	<b>2-2</b>	<b>3.50</b>	<b>4</b>	<b>4</b>	<b>0</b>	<b>0</b>	<b>4</b>	<b>3</b>	<b>2</b>	<b>2</b>	<b>36.0</b>	<b>35</b>	<b>15</b>	<b>14</b>	<b>3</b>	<b>3</b>	<b>14</b>	<b>1</b>	<b>45</b>	<b>.252</b>	<b>1</b>	<b>0</b>	<b>4</b>	<b>157</b>
<b>OPP</b>	<b>2-2</b>	<b>2.50</b>	<b>4</b>	<b>4</b>	<b>0</b>	<b>0</b>	<b>4</b>	<b>2</b>	<b>1</b>	<b>1</b>	<b>36.0</b>	<b>34</b>	<b>12</b>	<b>10</b>	<b>4</b>	<b>3</b>	<b>11</b>	<b>0</b>	<b>44</b>	<b>.252</b>	<b>2</b>	<b>0</b>	<b>5</b>	<b>150</b>

WHITE SOX OVERVIEW

MANAGER & COACHES

PLAYERS & ROSTER

2020 SEASON REVIEW

POSTSEASON HISTORY

MEDIA INFO. & MISC.



# WHITE SOX VS. MINNESOTA

## WHITE SOX VS. TWINS

Player	AVG	G	AB	R	H	TB	2B	3B	HR	RBI	BB	IBB	SO	SB	CS	OBP	SLG	OPS	SH	SF	HBP	GIDP		
Abreu, J.	.366	10	41	5	15	23	2	0	2	7	1	0	8	0	0	.395	.561	.956	0	0	1	1		
Anderson, T.	.273	10	44	7	12	16	1	0	1	2	2	0	7	0	1	.304	.364	.668	0	0	0	0		
Collins, Z.	.000	1	0	0	0	0	0	0	0	0	1	0	0	0	0	1.000	.000	1.000	0	0	0	0		
Cuthbert, C.	.000	1	1	0	0	0	0	0	0	0	0	0	0	0	0	.000	.000	.000	0	0	0	0		
Delmonico, N.	.000	3	9	0	0	0	0	0	0	0	1	0	1	0	0	.100	.000	.100	0	0	0	1		
Dyson, J.	.400	3	5	1	2	2	0	0	0	0	0	0	0	2	0	.400	.400	.800	0	0	0	0		
Encarnación, E.	.100	8	30	3	3	9	0	0	2	3	2	0	10	0	0	.182	.300	.482	0	0	1	0		
Engel, A.	.667	6	12	2	8	10	2	0	0	3	1	0	2	0	0	.692	.833	1.526	0	0	0	0		
García, L.	.300	3	10	3	3	9	0	0	2	4	2	0	2	0	0	.417	.900	1.317	0	0	0	0		
Grandal, Y.	.160	8	25	1	4	6	2	0	0	0	7	0	8	0	0	.364	.240	.604	0	0	1	1		
Jiménez, E.	.273	10	33	2	9	15	3	0	1	5	3	0	14	0	0	.333	.455	.788	0	0	0	0		
Madrigal, N.	.250	7	24	1	6	6	0	0	0	1	0	0	1	0	0	.280	.250	.530	0	0	1	1		
Mazara, N.	.176	5	17	1	3	3	0	0	0	2	0	0	7	0	0	.176	.176	.353	0	0	0	0		
McCann, J.	.500	5	14	6	7	15	2	0	2	4	1	0	3	0	0	.563	1.071	1.634	0	0	1	0		
Mendick, D.	.000	3	8	0	0	0	0	0	0	0	1	0	3	0	0	.111	.000	.111	0	0	0	1		
Moncada, Y.	.160	7	25	3	4	9	2	0	1	4	5	0	13	0	0	.300	.360	.660	0	0	0	0		
Robert, L.	.194	10	36	5	7	15	2	0	2	6	3	0	11	2	0	.256	.417	.673	0	0	0	0		
Sánchez, Y.	.000	4	3	2	0	0	0	0	0	0	0	0	2	0	0	.000	.000	.000	0	0	0	0		
<b>SOX</b>	<b>.246</b>	<b>10</b>	<b>337</b>	<b>42</b>	<b>83</b>	<b>138</b>	<b>16</b>	<b>0</b>	<b>13</b>	<b>41</b>	<b>30</b>	<b>0</b>	<b>92</b>	<b>4</b>	<b>1</b>	<b>.317</b>	<b>.409</b>	<b>.727</b>	<b>0</b>	<b>0</b>	<b>5</b>	<b>5</b>		
<b>OPP</b>	<b>.225</b>	<b>10</b>	<b>306</b>	<b>36</b>	<b>69</b>	<b>141</b>	<b>12</b>	<b>0</b>	<b>20</b>	<b>36</b>	<b>20</b>	<b>0</b>	<b>99</b>	<b>1</b>	<b>3</b>	<b>.283</b>	<b>.461</b>	<b>.744</b>	<b>0</b>	<b>1</b>	<b>5</b>	<b>6</b>		
Pitcher	W-L	ERA	G	GS	CG	SHO	GF	HLD	SV	SVO	IP	H	R	ER	HR	HB	BB	IBB	SO	AVG	WP	BK	GIDP	TBF
Bummer, A.	0-0	6.75	2	0	0	0	0	1	0	0	1.1	2	1	1	0	0	2	0	3	.333	0	0	0	8
Burdi, Z.	0-0	9.00	1	0	0	0	0	0	0	0	1.0	2	2	1	0	0	1	0	3	.333	0	0	0	7
Cease, D.	0-0	1.93	1	1	0	0	0	0	0	0	4.2	5	1	1	0	0	5	1	4	.294	0	0	2	22
Cishek, S.	0-0	4.50	2	0	0	0	1	0	0	0	2.0	1	1	1	1	0	0	0	3	.143	0	0	0	7
Colomé, A.	1-0	0.00	3	0	0	0	3	0	2	2	3.2	2	0	0	0	0	2	0	2	.154	0	0	0	15
Cordero, J.	0-1	10.80	6	0	0	0	1	0	0	1	5.0	8	6	6	1	0	1	0	4	.348	0	0	1	24
Detwiler, R.	0-0	1.35	5	0	0	0	0	0	0	0	6.2	5	1	1	1	0	1	0	4	.200	0	0	1	26
Dunning, D.	1-0	1.29	1	1	0	0	0	0	0	0	7.0	3	2	1	1	1	2	0	7	.125	3	0	0	27
Foster, M.	1-0	7.71	3	0	0	0	1	0	0	0	2.1	2	2	2	1	0	1	0	3	.222	0	0	0	10
Fry, J.	0-0	0.00	4	0	0	0	1	0	0	0	4.1	0	0	0	0	0	2	1	8	.000	0	0	0	15
Giolito, L.	0-2	7.36	3	3	0	0	0	0	0	0	14.2	13	14	12	5	0	7	0	15	.224	1	0	0	66
González, G.	0-0	12.46	2	0	0	0	0	0	0	0	4.1	7	6	6	1	2	3	0	3	.350	0	0	0	25
Herrera, K.	0-0	15.43	2	0	0	0	1	0	0	0	2.1	3	4	4	2	0	1	0	3	.300	0	0	0	11
Heuer, C.	1-0	1.50	5	0	0	0	1	0	0	0	6.0	5	1	1	0	0	3	0	7	.217	0	0	0	26
Keuchel, D.	1-0	1.74	2	2	0	0	0	0	0	0	10.1	10	3	2	0	0	2	0	5	.244	0	0	1	43
Lambert, J.	0-0	0.00	1	0	0	0	1	0	0	0	1.0	1	0	0	0	0	0	0	1	.250	0	0	0	4
López, R.	0-2	9.39	3	3	0	0	0	0	0	0	7.2	11	10	8	5	0	5	0	8	.324	0	0	1	39
Marshall, E.	0-0	0.00	4	0	0	0	0	0	0	0	3.2	3	0	0	0	0	3	0	5	.214	0	0	0	17
<b>SOX</b>	<b>5-5</b>	<b>4.81</b>	<b>10</b>	<b>10</b>	<b>0</b>	<b>0</b>	<b>10</b>	<b>1</b>	<b>2</b>	<b>3</b>	<b>88.0</b>	<b>83</b>	<b>54</b>	<b>47</b>	<b>18</b>	<b>3</b>	<b>41</b>	<b>2</b>	<b>88</b>	<b>.239</b>	<b>4</b>	<b>0</b>	<b>6</b>	<b>392</b>
<b>OPP</b>	<b>5-5</b>	<b>4.17</b>	<b>10</b>	<b>10</b>	<b>0</b>	<b>0</b>	<b>10</b>	<b>10</b>	<b>3</b>	<b>3</b>	<b>82.0</b>	<b>82</b>	<b>38</b>	<b>38</b>	<b>14</b>	<b>5</b>	<b>28</b>	<b>0</b>	<b>82</b>	<b>.262</b>	<b>4</b>	<b>0</b>	<b>5</b>	<b>35</b>

# WHITE SOX VS. PITTSBURGH

## WHITE SOX VS. PIRATES

Player	AVG	G	AB	R	H	TB	2B	3B	HR	RBI	BB	IBB	SO	SB	CS	OBP	SLG	OPS	SH	SF	HBP	GIDP		
Abreu, J.	.250	4	16	3	4	7	0	0	1	2	1	0	3	0	0	.294	.438	.732	0	0	0	1		
Anderson, T.	.313	4	16	2	5	6	1	0	0	1	2	0	4	0	1	.389	.375	.764	0	0	0	0		
Dyson, J.	.000	1	0	0	0	0	0	0	0	0	0	0	0	0	0	.000	.000	.000	0	0	0	0		
Encarnación, E.	.300	3	10	2	3	8	2	0	1	1	2	0	1	0	0	.417	.800	1.217	0	0	0	1		
Engel, A.	.000	2	4	0	0	0	0	0	0	1	0	0	0	0	0	.000	.000	.000	0	0	0	0		
Goins, R.	.000	1	0	0	0	0	0	0	0	0	0	0	0	0	0	.000	.000	.000	0	0	0	0		
Grandal, Y.	.250	3	12	3	3	6	0	0	1	3	1	0	3	0	0	.308	.500	.808	0	0	0	0		
Jiménez, E.	.400	4	15	3	6	12	3	0	1	4	2	0	4	0	0	.471	.800	1.271	0	0	0	0		
Madrigal, N.	.429	2	7	0	3	5	2	0	0	2	1	0	2	0	0	.500	.714	1.214	0	0	0	0		
Mazara, N.	.182	3	11	2	2	2	0	0	0	1	1	0	4	0	0	.250	.182	.432	0	0	0	0		
McCann, J.	.600	2	5	3	3	9	0	0	2	5	0	0	1	0	0	.500	1.800	2.300	0	2	1	0		
Mendick, D.	.286	2	7	2	2	5	0	0	1	2	1	0	1	0	0	.375	.714	1.089	0	0	0	0		
Moncada, Y.	.353	4	17	4	6	9	3	0	0	2	1	0	3	0	0	.389	.529	.918	0	0	0	0		
Robert, L.	.333	4	15	2	5	6	1	0	0	1	0	0	6	0	0	.313	.400	.712	0	1	0	0		
<b>SOX</b>	<b>.311</b>	<b>4</b>	<b>135</b>	<b>26</b>	<b>41</b>	<b>74</b>	<b>12</b>	<b>0</b>	<b>7</b>	<b>25</b>	<b>12</b>	<b>0</b>	<b>32</b>	<b>0</b>	<b>1</b>	<b>.364</b>	<b>.556</b>	<b>.920</b>	<b>0</b>	<b>3</b>	<b>1</b>	<b>2</b>		
<b>OPP</b>	<b>.161</b>	<b>4</b>	<b>124</b>	<b>9</b>	<b>20</b>	<b>29</b>	<b>4</b>	<b>1</b>	<b>1</b>	<b>7</b>	<b>10</b>	<b>0</b>	<b>34</b>	<b>0</b>	<b>0</b>	<b>.224</b>	<b>.234</b>	<b>.458</b>	<b>1</b>	<b>0</b>	<b>1</b>	<b>2</b>		
Pitcher	W-L	ERA	G	GS	CG	SHO	GF	HLD	SV	SVO	IP	H	R	ER	HR	HB	BB	IBB	SO	AVG	WP	BK	GIDP	TBF
Burdi, Z.	0-0	9.00	1	0	0	0	0	0	0	0	1.0	1	1	1	1	0	0	0	1	.250	0	0	0	4
Cease, D.	0-0	3.60	1	1	0	0	0	0	0	0	5.0	5	2	2	0	0	0	0	2	.263	0	0	1	19
Cishek, S.	0-0	0.00	2	0	0	0	2	0	0	0	2.0	1	0	0	0	0	1	0	1	.143	0	0	0	8
Cordero, J.	0-0	0.00	2	0	0	0	1	0	0	0	1.0	0	0	0	0	0	1	1	1	.000	1	0	0	5
Detwiler, R.	0-1	0.00	1	0	0	0	0	0	0	0	0.1	2	1	0	0	0	0	0	0	.667	0	0	0	3
Dunning, D.	1-0	0.00	1	1	0	0	0	0	0	0	6.0	3	0	0	0	0	1	0	3	.143	0	0	1	22
Foster, M.	0-0	0.00	1	0	0	0	0	1	0	0	1.0	0	0	0	0	0	0	0	2	.000	0	0	0	3
Giolito, L.	1-0	0.00	1	1	1	1	0	0	0	0	9.0	0	0	0	0	0	1	0	13	.000	0	0	0	28
González, G.	0-0	0.00	1	0	0	0	0	0	0	0	2.0	1	1	0	0	0	3	0	2	.143	1	0	0	11
Heuer, C.	0-0	0.00	1	0	0	0	0	1	0	0	1.0	0	0	0	0	0	0	0	1	.000	0	0	0	3
Keuchel, D.	1-0	3.00	1	1	0	0	0	0	0	0	6.0	4	2	2	0	0	3	0	7	.190	0	0	0	25
Marshall, E.	0-0	27.00	1	0	0	0	0	0	0	1	0.2	3	2	2	0	0	0	0	1	.600	2	0	0	5
<b>SOX</b>	<b>3-1</b>	<b>1.80</b>	<b>4</b>	<b>4</b>	<b>1</b>	<b>1</b>	<b>4</b>	<b>2</b>	<b>0</b>	<b>1</b>	<b>35.0</b>	<b>20</b>	<b>9</b>	<b>7</b>	<b>1</b>	<b>0</b>	<b>10</b>	<b>1</b>	<b>34</b>	<b>.161</b>	<b>4</b>	<b>0</b>	<b>2</b>	<b>136</b>
<b>OPP</b>	<b>1-2</b>	<b>6.62</b>	<b>4</b>	<b>4</b>	<b>0</b>	<b>0</b>	<b>0</b>	<b>0</b>	<b>0</b>	<b>0</b>	<b>34.0</b>	<b>42</b>	<b>26</b>	<b>25</b>	<b>7</b>	<b>1</b>	<b>12</b>	<b>0</b>	<b>32</b>	<b>.311</b>	<b>1</b>	<b>0</b>	<b>2</b>	<b>151</b>

WHITE SOX OVERVIEW

MANAGER & COACHES

PLAYERS & ROSTER

2020 SEASON REVIEW

POSTSEASON HISTORY

MEDIA INFO. & MISC.

# WHITE SOX VS. ST. LOUIS

## WHITE SOX VS. CARDINALS

Player	AVG	G	AB	R	H	TB	2B	3B	HR	RBI	BB	IBB	SO	SB	CS	OBP	SLG	OPS	SH	SF	HBP	GDP		
Abreu, J.	.125	3	8	1	1	4	0	0	1	1	2	0	3	0	0	.300	.500	.800	0	0	0	0		
Anderson, T.	.111	3	9	2	1	1	0	0	0	0	1	0	3	1	0	.200	.111	.311	0	0	0	1		
Encarnación, E.	.000	3	8	0	0	0	0	0	0	0	0	0	3	0	0	.000	.000	.00	0	0	0	1		
Grandal, Y.	.125	3	8	2	1	4	0	0	1	1	2	0	3	0	0	.300	.500	.800	0	0	0	0		
Jiménez, E.	.400	3	10	2	4	10	0	0	2	4	0	0	3	0	0	.400	1.000	1.400	0	0	0	0		
Mazara, N.	.125	3	8	1	1	1	0	0	0	0	0	0	3	0	0	.125	.125	.250	0	0	0	0		
McCann, J.	.000	1	3	0	0	0	0	0	0	0	0	0	2	0	0	.000	.000	.000	0	0	0	0		
Mendick, D.	.429	3	7	1	3	4	1	0	0	0	0	0	2	0	1	.429	.571	1.000	0	0	0	0		
Moncada, Y.	.111	3	9	1	1	4	0	0	1	4	1	0	3	0	0	.200	.444	.644	0	0	0	0		
Robert, L.	.286	3	7	1	2	6	1	0	1	1	1	0	3	0	1	.375	.857	1.232	0	0	0	0		
<b>SOX</b>	<b>.182</b>	<b>3</b>	<b>77</b>	<b>11</b>	<b>14</b>	<b>32</b>	<b>2</b>	<b>0</b>	<b>6</b>	<b>11</b>	<b>7</b>	<b>0</b>	<b>28</b>	<b>1</b>	<b>2</b>	<b>.250</b>	<b>.442</b>	<b>.692</b>	<b>0</b>	<b>0</b>	<b>0</b>	<b>2</b>		
<b>OPP</b>	<b>.256</b>	<b>3</b>	<b>90</b>	<b>13</b>	<b>23</b>	<b>32</b>	<b>3</b>	<b>0</b>	<b>2</b>	<b>12</b>	<b>7</b>	<b>0</b>	<b>17</b>	<b>0</b>	<b>1</b>	<b>.327</b>	<b>.356</b>	<b>.682</b>	<b>0</b>	<b>1</b>	<b>3</b>	<b>1</b>		
Pitcher	W-L	ERA	G	GS	CG	SHO	GF	HLD	SV	SVO	IP	H	R	ER	HR	HB	BB	IBB	SO	AVG	WP	BK	GDP	TBF
Burdi, Z.	0-0	9.00	1	0	0	0	0	0	0	1	1.0	1	1	1	1	0	1	0	1	.250	0	0	0	5
Cishek, S.	0-0	9.00	1	0	0	0	1	0	0	0	1.0	2	1	1	0	0	0	0	0	.500	0	0	0	5
Cordero, J.	0-0	9.00	2	0	0	0	0	1	0	0	2.0	2	2	2	0	1	1	0	2	.250	1	0	0	10
Detwiler, R.	0-0	0.00	2	0	0	0	1	0	0	0	2.0	1	0	0	0	0	0	0	2	.143	0	0	0	7
Foster, M.	0-0	0.00	2	1	0	0	0	0	0	0	3.0	1	0	0	0	0	0	0	2	.100	0	0	0	10
Fry, J.	0-0	0.00	1	0	0	0	0	0	0	0	1.1	1	0	0	0	0	0	0	2	.250	0	0	1	4
Giolito, L.	0-1	7.20	1	1	0	0	0	0	0	0	5.0	6	5	4	0	2	2	0	5	.300	0	0	0	24
Heuer, C.	0-0	0.00	1	0	0	0	0	0	0	0	1.0	0	0	0	0	0	1	0	1	.000	0	0	0	5
Keuchel, D.	1-0	3.18	1	1	0	0	0	0	0	0	5.2	4	2	2	0	0	2	0	1	.190	0	0	0	23
Marshall, E.	0-1	---	1	0	0	0	0	0	0	1	0.0	4	2	2	1	0	0	0	0	1.000	0	0	0	4
Ruiz, J.	0-0	0.00	1	0	0	0	1	0	0	0	1.0	1	0	0	0	0	0	0	1	.250	0	0	0	4
<b>SOX</b>	<b>1-2</b>	<b>4.70</b>	<b>3</b>	<b>3</b>	<b>0</b>	<b>0</b>	<b>3</b>	<b>1</b>	<b>0</b>	<b>0</b>	<b>23.0</b>	<b>23</b>	<b>13</b>	<b>12</b>	<b>2</b>	<b>3</b>	<b>7</b>	<b>0</b>	<b>17</b>	<b>.256</b>	<b>1</b>	<b>0</b>	<b>1</b>	<b>101</b>
<b>OPP</b>	<b>2-1</b>	<b>4.50</b>	<b>3</b>	<b>3</b>	<b>0</b>	<b>0</b>	<b>2</b>	<b>1</b>	<b>1</b>	<b>1</b>	<b>22.0</b>	<b>14</b>	<b>11</b>	<b>11</b>	<b>6</b>	<b>0</b>	<b>7</b>	<b>0</b>	<b>28</b>	<b>.182</b>	<b>2</b>	<b>0</b>	<b>2</b>	<b>85</b>



# THE LAST TIME IT HAPPENDED

## WHITE SOX PLAYERS

Perfect Game .....	Philip Humber, April 21, 2012 at Seattle (W, 4-0)
No-hitter .....	Lucas Giolito, August 25, 2020 vs. Pittsburgh (W, 4-0)
Complete game, one-hitter .....	Reynaldo López, September 5, 2019 at Cleveland (W, 7-1)
15 or more strikeouts, one game.....	Chris Sale, August 16, 2015 vs. Cubs (15)
Four strikeouts, one inning .....	Wilson Álvarez, July 21, 1997 at Detroit (7th inning)
Two consecutive complete games, same pitcher.....	Lucas Giolito, May 18-23, 2019
Inside-the-park home run .....	Nicky Delmonico, August 18, 2017 at Texas
Leadoff home run .....	Tim Anderson, August 18, 2020 vs. Detroit
Home run, both sides of the plate.....	Leury García, July 25, 2020 vs. Minnesota
Three home runs, one game .....	José Abreu, August 22, 2020 at Cubs
Four consecutive home runs, same inning.....	Yoán Moncada/Yasmani Grandal/José Abreu/Eloy Jiménez, August 16, 2020 vs. St. Louis (5th inning)
Back-to-back homers leading off game .....	T. Anderson/Y. Moncada, August 17, 2020 vs. Detroit
Steal of home .....	Gordon Beckham, July 8, 2013 vs. Cubs
Hitting for the cycle .....	José Abreu, September 9, 2017 vs. San Francisco
Two grand slams .....	Robin Ventura, September 4, 1995 at Texas
Pinch-hit grand slam.....	Orlando Hudson, September 29, 2012 vs. Tampa Bay

## WHITE SOX TEAM

20 Runs, Game .....	20, June 20, 2006 vs. St. Louis (W, 20-6)
10 Runs, Inning .....	11, September 17, 2007 at Kansas City (5th inning)
20 Hits, Game.....	21, August 1, 2020 at Kansas City (nine innings)
10 Hits, Inning.....	10, September 17, 2007 at Kansas City (5th inning)
Seven Home Runs, Game.....	June 25, 2016 vs. Toronto (tied franchise record)
Four Home Runs, Inning .....	4, August 16, 2020 vs. St. Louis (5th inning)
Turned a Triple Play .....	May 22, 2019 at Houston (third inning)
Hit into a Triple Play.....	April 3, 2011 vs. Cleveland (fourth inning)

## WHITE SOX OPPONENTS

Perfect Game .....	Addie Joss, October 2, 1908 at Cleveland
No-hitter.....	Francisco Liriano, May 3, 2011 vs. Minnesota
Complete Game, one-hitter .....	Matthew Boyd, September 17, 2017 at Detroit
Back-to-back shutouts.....	Frank Viola, April 18, 1993 at Boston (W, 4-0) and John Dopson, April 19, 1993 at Boston (W, 6-0)
Home run, both sides of the plate.....	José Ramírez, September 24, 2019 vs. Cleveland
Two home runs, same inning.....	Jim Edmonds, June 21, 2008 at Cubs (4th Inning)
Three home runs, one game .....	Manny Machado, August 7, 2016 vs. Baltimore
Four home runs, one game .....	Mike Cameron, May 2, 2002 vs. Seattle
<b>Inside-the-park home run .....</b>	<b>Bryon Buxton, September 17, 2020 vs. Minnesota</b>
Hitting for the cycle .....	Melky Cabrera, August 2, 2009 vs. New York-AL
Three consecutive home runs .....	Juan González, Will Clark and Ivan Rodriguez, August 28, 1998 vs. Texas (game one, 4th inning)
<b>Steal of home .....</b>	<b>Billy Hamilton, September 27, 2020 vs. the Cubs</b>
Triple Play.....	April 3, 2011 at Cleveland

WHITE SOX OVERVIEW

MANAGER & COACHES

PLAYERS & ROSTER

2020 SEASON REVIEW

POSTSEASON HISTORY

MEDIA INFO. & MISC.

WHITE SOX OVERVIEW

MANAGER & COACHES

PLAYERS & ROSTER

2020 SEASON REVIEW

POSTSEASON HISTORY

FAQ & MISC.

# POSTSEASON HISTORY



# POSTSEASON SUMMARY

## 1906 WORLD SERIES: WHITE SOX 4, CUBS 2

Game	Date	Site	Score	Winner	Loser	Save
1	Oct. 9	West Side Grounds	<b>White Sox 2</b> , Cubs 1	<b>Altrock (C)</b>	Brown (C)	None
2	Oct. 10	South Side Park	Cubs 7, <b>White Sox 1</b>	Reulbach (C)	<b>White</b>	None
3	Oct. 11	West Side Grounds	<b>White Sox 3</b> , Cubs 0	<b>Walsh (C)</b>	Pfiester (C)	None
4	Oct. 12	South Side Park	Cubs 1, <b>White Sox 0</b>	Brown (C)	<b>Altrock</b>	None
5	Oct. 13	West Side Grounds	<b>White Sox 8</b> , Cubs 6	<b>Walsh</b>	Pfiester	<b>White</b>
6	Oct. 14	South Side Park	<b>White Sox 8</b> , Cubs 3	<b>White (C)</b>	Brown	None

## 1917 WORLD SERIES: WHITE SOX 4, GIANTS 2

Game	Date	Site	Score	Winner	Loser	Save
1	Oct. 6	Comiskey Park	<b>White Sox 2</b> , Giants 1	<b>Cicotte (C)</b>	Sallee (C)	None
2	Oct. 7	Comiskey Park	<b>White Sox 7</b> , Giants 2	<b>Faber (C)</b>	Anderson	None
3	Oct. 10	Polo Grounds	Giants 2, <b>White Sox 0</b>	Benton (C)	<b>Cicotte (C)</b>	None
4	Oct. 11	Polo Grounds	Giants 5, <b>White Sox 0</b>	Schupp (C)	<b>Faber</b>	None
5	Oct. 13	Comiskey Park	<b>White Sox 8</b> , Giants 5	<b>Faber</b>	Sallee	None
6	Oct. 15	Polo Grounds	<b>White Sox 4</b> , Giants 2	<b>Faber (C)</b>	Benton	None

## 1919 WORLD SERIES: REDS 5, WHITE SOX 3

Game	Date	Site	Score	Winner	Loser	Save
1	Oct. 1	Crosley Field	Reds 9, <b>White Sox 1</b>	Ruether (C)	<b>Cicotte</b>	None
2	Oct. 2	Crosley Field	Reds 4, <b>White Sox 2</b>	Sallee (C)	<b>Williams (C)</b>	None
3	Oct. 3	Comiskey Park	<b>White Sox 3</b> , Reds 0	<b>Kerr (C)</b>	Fisher	None
4	Oct. 4	Comiskey Park	Reds 2, <b>White Sox 0</b>	Ring (C)	<b>Cicotte (C)</b>	None
5	Oct. 6	Comiskey Park	Reds 5, <b>White Sox 0</b>	Eller (C)	<b>Williams</b>	None
6	Oct. 7	Crosley Field	<b>White Sox 5</b> , Reds 4	<b>Kerr (C)</b>	Ring	None
7	Oct. 8	Crosley Field	<b>White Sox 4</b> , Reds 1	<b>Cicotte (C)</b>	Sallee	None
8	Oct. 9	Comiskey Park	Reds 10, <b>White Sox 5</b>	Eller (C)	<b>Williams</b>	None

## 1959 WORLD SERIES: DODGERS 4, WHITE SOX 2

Game	Date	Site	Score	Winner	Loser	Save
1	Oct. 1	Comiskey Park	<b>White Sox 11</b> , Dodgers 0	<b>Wynn</b>	Craig	<b>Staley</b>
2	Oct. 2	Comiskey Park	Dodgers 4, <b>White Sox 3</b>	Podres	<b>Shaw</b>	Sherry
3	Oct. 4	L.A. Coliseum	Dodgers 3, <b>White Sox 1</b>	Drysdale	<b>Donovan</b>	Sherry
4	Oct. 5	L.A. Coliseum	Dodgers 5, <b>White Sox 4</b>	Sherry	<b>Staley</b>	None
5	Oct. 6	L.A. Coliseum	<b>White Sox 1</b> , Dodgers 0	<b>Shaw</b>	Koufax	<b>Donovan</b>
6	Oct. 8	Comiskey Park	Dodgers 9, <b>White Sox 3</b>	Sherry	<b>Wynn</b>	None

## 1983 ALCS: ORIOLES 3, WHITE SOX 1

Game	Date	Site	Score	Winner	Loser	Save
1	Oct. 5	Memorial Stadium	<b>White Sox 2</b> , Orioles 1	<b>Hoyt (C)</b>	McGregor	None
2	Oct. 6	Memorial Stadium	Orioles 4, <b>White Sox 0</b>	Boddicker (C)	<b>Bannister</b>	None
3	Oct. 7	Comiskey Park	Orioles 11, <b>White Sox 1</b>	Flanagan	<b>Dotson</b>	Stewart
4	Oct. 8	Comiskey Park	Orioles 3, <b>White Sox 0 (10)</b>	T. Martínez	<b>Burns</b>	None

## 1993 ALCS: BLUE JAYS 4, WHITE SOX 2

Game	Date	Site	Score	Winner	Loser	Save
1	Oct. 5	Comiskey Park	Blue Jays 7, <b>White Sox 3</b>	Guzmán	<b>McDowell</b>	None
2	Oct. 6	Comiskey Park	Blue Jays 3, <b>White Sox 1</b>	Stewart	<b>Fernández</b>	Ward
3	Oct. 8	SkyDome	<b>White Sox 6</b> , Blue Jays 1	<b>Álvarez (C)</b>	Hentgen	None
4	Oct. 9	SkyDome	<b>White Sox 7</b> , Blue Jays 4	<b>Belcher</b>	Stottlemyre	<b>Hernández</b>
5	Oct. 10	SkyDome	Blue Jays 5, <b>White Sox 3</b>	Guzmán	<b>McDowell</b>	None
6	Oct. 12	Comiskey Park	Blue Jays 6, <b>White Sox 3</b>	Stewart	<b>Fernández</b>	Ward

## 2000 ALDS: MARINERS 3, WHITE SOX 1

Game	Date	Site	Score	Winner	Loser	Save
1	Oct. 3	Comiskey Park	Mariners 7, <b>White Sox 4 (10)</b>	Mesa	<b>Foulke</b>	Sasaki
2	Oct. 4	Comiskey Park	Mariners 5, <b>White Sox 2</b>	Abbott	<b>Sirotko</b>	Sasaki
3	Oct. 6	Safeco Field	Mariners 2, <b>White Sox 1</b>	Paniagua	<b>Wunsch</b>	None

## WHITE SOX CLINCHING DATES

October 3, 1906	September 22, 1959	September 24, 2000	September 24, 2020
September 21, 1917	September 17, 1983	September 29, 2005	
September 24, 1919	September 27, 1993	September 30, 2008	

WHITE SOX OVERVIEW

MANAGER & COACHES

PLAYERS & ROSTER

2020 SEASON REVIEW

POSTSEASON HISTORY

MEDIA INFO. & MISC.



# POSTSEASON SUMMARY

WHITE SOX OVERVIEW

MANAGER & COACHES

PLAYERS & ROSTER

2020 SEASON REVIEW

POSTSEASON HISTORY

MEDIA INFO. & MISC.

## 2005 ALDS: WHITE SOX 3, RED SOX 0

Game	Date	Site	Score	Winner	Losers	Save
1	Oct. 4	U.S. Cellular Field	<b>White Sox 14</b> , Red Sox 2	<b>Contreras</b>	Clement	None
2	Oct. 5	U.S. Cellular Field	<b>White Sox 5</b> , Red Sox 4	<b>Buehrle</b>	Wells	<b>Jenks</b>
3	Oct. 7	Fenway Park	<b>White Sox 5</b> , Red Sox 3	<b>García</b>	Wakefield	<b>Jenks</b>

## 2005 ALCS: WHITE SOX 4, ANGELS 1

Game	Date	Site	Score	Winner	Losers	Save
1	Oct. 11	U.S. Cellular Field	Angels 3, <b>White Sox 2</b>	Byrd	<b>Contreras</b>	Rodríguez
2	Oct. 12	U.S. Cellular Field	<b>White Sox 2</b> , Angels 1	<b>Buehrle (C)</b>	Escobar	None
3	Oct. 14	Angel Stadium	<b>White Sox 5</b> , Angels 2	<b>Garland (C)</b>	Lackey	None
4	Oct. 15	Angel Stadium	<b>White Sox 8</b> , Angels 2	<b>García (C)</b>	Santana	None
5	Oct. 16	Angel Stadium	<b>White Sox 6</b> , Angels 3	<b>Contreras (C)</b>	Escobar	None

## 2005 WORLD SERIES: WHITE SOX 4, ASTROS 0

Game	Date	Site	Score	Winner	Losers	Save
1	Oct. 22	U.S. Cellular Field	<b>White Sox 5</b> , Astros 3	<b>Contreras</b>	Rodríguez	<b>Jenks</b>
2	Oct. 23	U.S. Cellular Field	<b>White Sox 7</b> , Astros 6	<b>Cotts</b>	Lidge	None
3	Oct. 25	Minute Maid Park	<b>White Sox 7</b> , Astros 5 (14)	<b>Marté</b>	Astacio	<b>Buehrle</b>
4	Oct. 26	Minute Maid Park	<b>White Sox 1</b> , Astros 0	<b>García</b>	Lidge	<b>Jenks</b>

## 2008 ALDS: RAYS 3, WHITE SOX 1

Game	Date	Site	Score	Winner	Losers	Save
1	Oct. 2	Tropicana Field	Rays 6, <b>White Sox 4</b>	Shields	<b>Vázquez</b>	Wheeler
2	Oct. 3	Tropicana Field	Rays 6, <b>White Sox 2</b>	Kazmir	<b>Buehrle</b>	None
3	Oct. 5	U.S. Cellular Field	<b>White Sox 5</b> , Rays 3	<b>Danks</b>	Garza	<b>Jenks</b>
4	Oct. 6	U.S. Cellular Field	Rays 6, <b>White Sox 2</b>	Sonnanstine	<b>Floyd</b>	None

## THE LAST TIME IT HAPPENED

White Sox	Player	Date	Game	Series	Opponent
Two-Hitter	Ed Walsh	10/11/1906	Game 3	World Series	vs. Chicago Cubs
Shutout, Individual	Dickie Kerr	10/3/19	Game 3	World Series	vs. Cincinnati (3-0)
Complete Game	José Contreras	10/16/05	Game 5	ALCS	at Los Angeles Angels
10-plus Strikeouts	Ed Walsh (12)	10/11/1906	Game 3	World Series	vs. Chicago Cubs
Home Run	Jermaine Dye	10/6/08	Game 4	ALDS	vs. Tampa Bay (Andy Sonnanstine)
Grand Slam	Paul Konerko	10/23/05	Game 3	World Series	vs. Houston (Chad Qualls)
Game-Ending HR	Scott Podsednik	10/23/05	Game 2	World Series	vs. Houston
Two Home Runs	A.J. Pierzynski	10/4/05	Game 1	ALDS	vs. Boston
Four Hits	Tim Lincecum	10/8/93	Game 3	ALCS	at Toronto
Five RBI	Ted Kluszewski	10/1/59	Game 1	World Series	vs. Los Angeles-NL
Stolen Base	Juan Uribe	10/5/08	Game 3	ALDS	vs. Tampa Bay
Hit by Pitch	Orlando Cabrera	10/3/08	Game 2	ALDS	at Tampa Bay

White Sox, Team	Date	Game	Series	Opponent
Extra-Inning Game	10/25/05	Game 3	World Series	at Houston (14 innings)
10 Runs, Game	10/4/05	Game 1	ALDS	vs. Boston
5 Runs, Inning	10/25/05	Game 3	World Series	at Houston (5th inning)
10 Hits, Game	10/3/08	Game 2	ALDS	at Tampa Bay
Four HR, Game	10/4/05	Game 1	ALDS	vs. Boston
10 Strikeouts, Game	10/25/05	Game 3	World Series	at Houston (14 innings)

Opponents	Player	Date	Game	Series	Opponent
One-Hitter	Ed Ruelbach	10/10/1906	Game 2	World Series	vs. Chicago-NL
Shutout, Individual	Mike Boddicker	10/6/83	Game 2	ALCS	at Baltimore
Complete Game	Mike Boddicker	10/6/83	Game 2	ALCS	at Baltimore
10-plus Strikeouts	Mike Boddicker	10/6/83	Game 2	ALCS	at Baltimore (14 innings)
Home Run	B.J. Upton	10/6/08	Game 4	ALDS	vs. Tampa Bay
Two Home Runs	B.J. Upton	10/6/08	Game 4	ALDS	vs. Tampa Bay

## WHITE SOX WIRE-TO-WIRE

The 2005 White Sox were in first place all 183 days during their world championship season, breaking the franchise record set in 2000 (169), and also eclipsing the club record for most consecutive days spent in first place (167), also set in 2000. The 1919 Sox spent 134 days in first place, followed by the 1901 (128), 1917 (126), 1993 (125) and 2012 (117) clubs.

# POSTSEASON RECORDS

## CLUB BATTING, SERIES

At-Bats.....	263 (1919 WS)
Runs.....	24 (2005 ALDS)
Hits.....	59 (1919 WS)
Doubles.....	10 (4x, last 2005 ALCS)
Triples.....	3 (twice, last 1919 WS)
Home Runs.....	7 (2005 ALDS)
Extra Base Hits.....	17 (twice, last 2005 WS)
Strikeouts.....	43 (1993 ALCS)
Walks.....	32 (1993 ALCS)
Stolen Bases.....	6 (twice, last 1917 WS)
Left On Base.....	52 (1919 WS)
Fewest Left on Base.....	21 (2000 ALDS)

## CLUB BATTING, SINGLE GAME

At-Bats.....	53 (2005 WS, Game 3 - 14 innings)
Runs.....	14 (2005 ALDS, Game 1)
Runs, Inning.....	7 (1959 WS, Game 1, 3rd inning)
Hits.....	14 (3x, last 2005 WS, Game 3 - 14 innings)
Doubles.....	8 (1906 WS, Game 5)
Triples.....	2 (1906 WS, Game 2)
Home Runs.....	5 (2005 ALDS, Game 1)
Extra-Base Hits.....	8 (1906 WS, Game 5)
Strikeouts.....	14 (1983 ALCS, Game 2)
Walks.....	10 (1993 ALCS, Game 1)
Stolen Bases.....	3 (3x, last 2008 ALDS, Game 3)
Left On Base.....	15 (2005 WS, Game 3 - 14 innings)
Fewest Left on Base.....	2 (2005 ALDS, Game 1)

## INDIVIDUAL BATTING, SERIES

Batting Average.....	.444, Tim Raines (1993 ALCS)*
At-Bats.....	34, Buck Weaver (1919 WS)
Runs.....	6, Jim Landis (1959 WS)
Hits.....	12, twice, last Tim Raines (1993 ALCS)*
Hitting Streak.....	6 games, Tim Raines (1993 ALCS)
Doubles.....	4, twice, last Buck Weaver (1919 WS)
Triples.....	2, twice, last Scott Podsednik (2005 WS)
Home Runs.....	3, Ted Kluszewski (1959 WS)
Extra-Base Hits.....	5, Buck Weaver (1919 WS)
Total Bases.....	19, Ted Kluszewski (1959 WS)
RBI.....	10, Ted Kluszewski (1959 WS)
Walks.....	10, Frank Thomas (1993 ALCS)*
Stolen Bases.....	3, 3x, last Scott Podsednik (2005 ALCS)
Sacrifice Hits.....	4, Happy Felsch (1919 WS)
Sacrifice Flies.....	2, Alexei Ramirez (2008 ALDS)

## INDIVIDUAL BATTING, SINGLE GAME

At-Bats.....	8, Scott Podsednik (2005 WS, Game 3, 14 inn.)
Runs.....	4, A.J. Pierzynski (2005 ALDS, Game 1)
Hits.....	4, 4x, last Jermaine Dye (2008 ALDS, Game 2)
Doubles.....	4, Frank Isbell (1906 WS, Game 5) #
Triples.....	1, 11x, last Scott Podsednik (2005 WS, Game 1)
Home Runs.....	2, twice, last A.J. Pierzynski (2005 ALDS, Game 1)
Extra-Base Hits.....	4, Frank Isbell (1906 WS, Game 5)
Total Bases.....	10, A.J. Pierzynski (2005 ALDS, Game 1)
RBI.....	5, Ted Kluszewski (1959 WS, Game 1)
Walks.....	4, Frank Thomas (1993 ALCS, Game 1)*
Stolen Bases.....	2, 5x, last Scott Podsednik (2005 ALCS, Game 4)
Sacrifice Hits.....	2, twice, last Joey Cora (1993 ALCS, Game 3)
Sacrifice Flies.....	1, 8x, last Alexei Ramirez (2008 ALDS, Game 3)

## CLUB PITCHING, SERIES

Innings Pitched.....	71.0 (1919 WS)
Hits.....	65 (1993 ALCS)
Fewest Hits.....	25 (2005 ALDS)
Runs Scored.....	35 (1919 WS)
Fewest Runs Scored.....	9 (2005 ALDS)
Earned Runs.....	27 (1919 WS)
Fewest Earned Runs.....	9, twice (last 2005 ALDS)
Walks.....	25 (1919 WS)
Fewest Walks.....	4 (2005 ALCS)
Strikeouts.....	36, twice (last 2005 WS)
Home Runs Allowed.....	7 (1959 WS)
Shutouts.....	2 (1959 WS)

## CLUB PITCHING, SINGLE GAME

Innings Pitched.....	14.0 (2005 WS, Game 3)
Hits.....	17 (1993 ALCS, Game 1)
Fewest Hits.....	2 (1906 WS, Game 3)
Most Runs.....	11 (1983 ALCS, Game 3)
Earned Runs.....	10 (1983 ALCS, Game 3)
Walks Allowed.....	12 (2005 WS, Game 3 - 14 innings)
Fewest Walks.....	0, 8x (last 2005 WS, Game 1)
Strikeouts.....	14 (2005 WS, Game 3 - 14 innings)
Home Runs.....	3, 3x (last, 2005 ALDS, Game 3)

## INDIVIDUAL PITCHING, SERIES

Games.....	4, 6x, last by Neal Cotts (2005 WS) and Bobby Jenks (2005 WS)
Wins.....	3, Red Faber (1917 WS) #
Losses.....	3, Lefty Williams (1919 WS) #
Saves.....	2, twice, Bobby Jenks (2005 ALDS; 2005 WS)
Complete Games.....	2, 5x, last Dickie Kerr (1919 WS) and Ed Cicotte (1919 WS)
Shutouts.....	1, twice, last Dickie Kerr (1919 WS, Game 3)
Innings.....	27.0, Red Faber (1917 WS) #
Hits.....	23, Eddie Cicotte (1917 WS)
Runs.....	12, Lefty Williams (1919 WS)
Earned Runs.....	12, Lefty Williams (1919 WS)
Walks.....	8, Lefty Williams (1919 WS)
Strikeouts.....	17, Ed Walsh (1906 WS)

## INDIVIDUAL PITCHING, SINGLE GAME

CG.....	19x, last José Contreras (2005 ALCS, Game 5)
Low-Hit CG.....	2, Ed Walsh (1906 WS, Game 3)
Shutout.....	twice, last Dickie Kerr (1919 WS, Game 3)
IP.....	10.0, Dickie Kerr (1919 WS, Game 6)
IP, Reliever.....	6.0, twice, last Eddie Cicotte (1917 WS, Game 5)
Strikeouts.....	12, Ed Walsh (1906 WS, Game 3)
Strikeouts, Reliever.....	5, José DeLeón (1993 ALCS, Game 5)
Hits.....	13, Jack McDowell (1993 ALCS, Game 1)
Hits, Reliever.....	8, twice, last Bill James (1919 WS, Game 8)
Runs.....	7, Jack McDowell (1993 ALCS, Game 1)
Runs, Reliever.....	4, Bill James (1919 WS, Game 8)
Walks.....	6, Lefty Williams (1919 WS, Game 2)
Walks, Reliever.....	4, Roy Wilkinson (1919, Game 8)

\*ALCS Record (dependent upon length of series)  
#World Series Record (dependent upon length of series)

# POSTSEASON PITCHING | HOME RUNS

WHITE SOX OVERVIEW

MANAGER & COACHES

PLAYERS & ROSTER

2020 SEASON REVIEW

POSTSEASON HISTORY

MEDIA INFO. & MISC.

## 1906 WORLD SERIES

Game	Date	H/R	Pitcher	W-L	IP	H	R	ER	BB	SO
1	10/9	H	Nick Altrock	W	9.0	4	1	1	1	3
2	10/10	H	Doc White	L	3.0	4	4	0	2	1
3	10/11	R	Ed Walsh	W	9.0	2	0	0	1	12
4	10/12	R	Nick Altrock	L	9.0	7	1	1	1	2
5	10/13	R	Ed Walsh	W	6.0	5	6	3	5	5
6	10/14	H	Doc White	W	9.0	7	3	3	4	2

## 1917 WORLD SERIES

Game	Date	H/R	Pitcher	W-L	IP	H	R	ER	BB	SO
1	10/6	H	Ed Cicotte	W	9.0	7	1	1	1	2
2	10/7	H	Red Faber	W	9.0	8	2	2	1	1
3	10/10	R	Ed Cicotte	L	8.0	8	2	2	0	8
4	10/11	R	Red Faber	L	7.0	7	3	3	0	3
5	10/13	H	Reb Russell	ND	0.0	2	1	1	1	0
6	10/15	R	Red Faber	W	9.0	6	2	2	2	4

## 1919 WORLD SERIES

Game	Date	H/R	Pitcher	W-L	IP	H	R	ER	BB	SO
1	10/1	R	Ed Cicotte	L	3.2	7	6	6	2	1
2	10/2	R	Lefty Williams	L	8.0	4	4	4	6	1
3	10/3	H	Dickie Kerr	W	9.0	3	0	0	1	4
4	10/4	H	Ed Cicotte	L	9.0	5	2	0	0	2
5	10/6	H	Lefty Williams	L	8.0	4	4	4	2	3
6	10/7	R	Dickie Kerr	W	10.0	11	4	3	2	2
7	10/8	R	Ed Cicotte	W	9.0	7	1	1	1	3
8	10/9	H	Lefty Williams	L	0.1	4	4	4	0	0

## 1959 WORLD SERIES

Game	Date	H/R	Pitcher	W-L	IP	H	R	ER	BB	SO
1	10/1	H	Early Wynn	W	7.0	6	0	0	1	6
2	10/2	H	Bob Shaw	L	6.2	8	4	4	1	1
3	10/4	R	Dick Donovan	L	6.2	2	2	2	2	5
4	10/5	R	Early Wynn	ND	2.2	8	4	3	0	2
5	10/6	R	Bob Shaw	W	7.1	9	0	0	1	1
6	10/8	H	Early Wynn	L	3.1	5	5	5	3	2

## 1983 ALCS

Game	Date	H/R	Pitcher	W-L	IP	H	R	ER	BB	SO
1	10/5	R	LaMarr Hoyt	W	9.0	5	1	1	0	4
2	10/6	R	Floyd Bannister	L	6.0	5	4	3	1	5
3	10/7	H	Rich Dotson	L	5.0	6	6	6	3	3
4	10/8	H	Britt Burns	L	9.1	6	1	1	5	8

## 1993 ALCS

Game	Date	H/R	Pitcher	W-L	IP	H	R	ER	BB	SO
1	10/5	H	Jack McDowell	L	6.2	13	7	7	2	4
2	10/6	H	Alex Fernández	L	8.0	8	3	1	3	5
3	10/8	R	Wilson Álvarez	W	9.0	7	1	1	2	6
4	10/9	R	Jason Bere	ND	2.1	5	3	3	2	3
5	10/10	R	Jack McDowell	L	2.1	5	3	3	3	1
6	10/12	H	Alex Fernández	L	7.0	7	3	2	3	5

## 2000 ALDS

Game	Date	H/R	Pitcher	W-L	IP	H	R	ER	BB	SO
1	10/3	H	Jim Parque	ND	6.0	6	3	3	1	2
2	10/4	H	Mike Sirotko	L	5.2	7	4	3	2	0
3	10/5	R	James Baldwin	ND	6.0	3	1	1	3	2

## 2005 ALDS

Game	Date	H/R	Pitcher	W-L	IP	H	R	ER	BB	SO
1	10/4	H	José Contreras	W	7.2	8	2	2	0	6
2	10/5	H	Mark Buehrle	W	7.0	8	4	4	1	2
3	10/7	R	Freddy García	W	5.0	5	3	3	4	1

## 2005 ALCS

Game	Date	H/R	Pitcher	W-L	IP	H	R	ER	BB	SO
1	10/11	H	José Contreras	L	8.1	7	3	3	0	4
2	10/12	H	Mark Buehrle	W	9.0	5	1	1	0	4
3	10/14	R	Jon Garland	W	9.0	4	2	2	1	7
4	10/15	R	Freddy García	W	9.0	6	2	2	1	5
5	10/16	R	José Contreras	W	9.0	5	3	3	2	2

## 2005 WORLD SERIES

Game	Date	H/R	Pitcher	W-L	IP	H	R	ER	BB	SO
1	10/22	H	José Contreras	W	7.0	6	3	3	0	2
2	10/23	H	Mark Buehrle	ND	7.0	7	4	4	0	6
3	10/25	R	Jon Garland	ND	7.0	7	4	2	2	4
4	10/26	R	Freddy García	W	7.0	4	0	0	3	7

## 2008 ALDS

Game	Date	H/R	Pitcher	W-L	IP	H	R	ER	BB	SO
1	10/2	R	Javier Vázquez	L	4.1	8	6	6	1	6
2	10/3	R	Mark Buehrle	L	7.0	10	5	5	0	3
3	10/5	H	John Danks	W	6.2	7	3	3	3	7
4	10/6	H	Gavin Floyd	L	3.0	5	4	4	2	4

## 1917 WORLD SERIES

Game	H/R	Sox Player	Pitcher, Club	Inn.	On
1	H	Happy Felsch	Slim Sallee, NYG	4	0

## 1919 WORLD SERIES

Game	H/R	Sox Player	Pitcher, Club	Inn.	On
8	H	Joe Jackson	Hod Eller, CIN	3	0

## 1959 WORLD SERIES

Game	H/R	Sox Player	Pitcher, Club	Inn.	On
1	H	Ted Kluszewski	Roger Craig, LAD	3	1
		Ted Kluszewski	Chuck Churn, LAD	4	1
4	R	Sherm Lollar	Roger Craig, LAD	7	2
6	H	Ted Kluszewski	Johnny Podres, LAD	4	2

## 1993 ALCS

Game	H/R	Sox Player	Pitcher, Club	Inn.	On
4	R	Lance Johnson	Todd Stottlemyre, TOR	2	1
		Frank Thomas	Todd Stottlemyre, TOR	6	0
5	R	Ellis Burks	Juan Guzmán, TOR	5	0
		Robin Ventura	Duane Ward, TOR	9	1
6	H	Warren Newson	Duane Ward, TOR	9	0

## 2000 ALDS

Game	H/R	Sox Player	Pitcher, Club	Inn.	On
1	H	Ray Durham	Freddy García, SEA	3	1

## 2005 ALDS

Game	H/R	Sox Player	Pitcher, Club	Inn.	On
1	H	A.J. Pierzynski	Matt Clement, BOS	1	2
		Paul Konerko	Matt Clement, BOS	3	0
		Scott Podsednik	Géremi González, BOS	6	2
		A.J. Pierzynski	Bronson Arroyo, BOS	8	0
2	H	Tadahito Iguchi	David Wells, BOS	5	2
3	R	Paul Konerko	Tim Wakefield, BOS	6	1

## 2005 ALCS

Game	H/R	Sox Player	Pitcher, Club	Inn.	On
1	H	Joe Crede	Paul Byrd, LAA	3	0
3	R	Paul Konerko	John Lackey, LAA	1	1
4	R	Paul Konerko	Ervin Santana, LAA	1	2
		A.J. Pierzynski	Ervin Santana, LAA	4	0
5	R	Joe Crede	Kelvim Escobar, LAA	7	0

## 2005 WORLD SERIES

Game	H/R	Sox Player	Pitcher, Club	Inn.	On
1	H	Jermaine Dye	Roger Clemens, HOU	1	0
		Joe Crede	Wandy Rodríguez, HOU	4	0
2	H	Paul Konerko	Chad Qualls, HOU	7	3
		Scott Podsednik	Brad Lidge, HOU	9	0
3	R	Joe Crede	Roy Oswalt, HOU	5	0
		Geoff Blum	Ezequiel Astacio, HOU	14	0

## 2008 ALDS

Game	H/R	Sox Player	Pitcher, Club	Inn.	On
1	R	Dewayne Wise	James Shields, TB	3	2
		Paul Konerko	Dan Wheeler, TB	9	0
4	H	Paul Konerko	Andy Sonnanstine, TB	4	0
		Jermaine Dye	Andy Sonnanstine, TB	6	0



# 1906 WORLD SERIES

## WHITE SOX 4, CHICAGO CUBS 2

**Recap:** The "Hitless Wonders" White Sox defeated the heavily favored Cubs, winners of a major-league record 116 games, in what was billed as the Trolley Car Series ... the Sox batted a league-low .230 during the regular season, were shut out 16 times and hit just seven home runs ... conversely, the Cubs fielded the legendary infield of Joe Tinker, Johnny Evers and Frank Chance, and featured the National League's top pitcher in future Hall-of-Famer Mordecai "Three Finger" Brown ... the Sox pitching staff posted a league-best 32 shutouts, with ace Ed Walsh recording a league-high 10 followed by Doc White and Frank Owen with seven apiece ... despite hitting only .198 in the series, the pitching staff compiled a 1.67 ERA (10 ER/54.0 IP) and allowed only 27 hits (.196 average).

## GAME 1: WHITE SOX 2, CUBS 1

White Sox	0	0	0	0	1	1	0	0	0	—	2
Cubs	0	0	0	0	0	1	0	0	0	—	1

**WP:** Altrock      **LP:** Brown      **Save:** None  
**Time:** 1:45      **Att:** 12,693      **HR:** None

**Recap:** Nick Altrock outdueled Mordecai "Three Finger" Brown as the White Sox captured the series opener, 2-1 ... a pair of errors by the North Siders led to both Sox runs ... Frank Isbell's RBI single in the sixth inning gave the White Sox a 2-0 lead, but after a wild pitch in the bottom of the frame brought the Cubs within a run, Altrock fired blanks the rest of the way ... the game was played amid snow flurries and freezing temperatures.

## GAME 2: CUBS 7, WHITE SOX 1

Cubs	0	3	1	0	0	1	0	2	0	—	7
White Sox	0	0	0	0	1	0	0	0	0	—	1

**WP:** Reulbach      **LP:** White      **Save:** None  
**Time:** 1:58      **Att:** 12,595      **HR:** None

**Recap:** On another frigid afternoon, Ed Reulbach threw a one-hitter, and the Cubs offense broke out for 10 hits and seven runs as they evened the series at a game apiece ... the Cubs stole seven bases and knocked Sox starter Doc White (four unearned runs) out of the game after 3.0 IP ... the White Sox were held hitless by Reulbach until Jiggs Donahue's single in the seventh inning ... two Sox errors led to five unearned runs.

## GAME 3: WHITE SOX 3, CUBS 0

White Sox	0	0	0	0	0	3	0	0	0	—	3
Cubs	0	0	0	0	0	0	0	0	0	—	0

**WP:** Walsh      **LP:** Pfeister      **Save:** None  
**Time:** 2:10      **Att:** 13,667      **HR:** None

**Recap:** Ed Walsh threw a two-hit shutout with 12 strikeouts, and George Rohe hit a three-run triple in the sixth inning to lead the Sox to a 3-0 victory ... Walsh yielded a single and double in the first but held the Cubs hitless the rest of the game ... Cubs starter Jack Pfeister loaded the bases with no outs in the sixth but then retired the next two batters before giving up Rohe's game-winning hit down the left-field line.

## GAME 4: CUBS 1, WHITE SOX 0

Cubs	0	0	0	0	0	0	1	0	0	—	1
White Sox	0	0	0	0	0	0	0	0	0	—	0

**WP:** Brown      **LP:** Altrock      **Save:** None  
**Time:** 1:36      **Att:** 18,385      **HR:** None

**Recap:** In a reversal of Game 1, "Three Finger" Brown got the best of Nick Altrock as the Cubs again evened the series with a 1-0 victory ... Brown held the White Sox hitless through 5.2 IP before settling for a two-hitter ... the Cubs manufactured the game's only run in the seventh inning on a single, two sacrifice bunts and another single.

## GAME 5: WHITE SOX 8, CUBS 6

White Sox	1	0	2	4	0	1	0	0	0	—	8
Cubs	3	0	0	1	0	2	0	0	0	—	6

**WP:** Walsh      **LP:** Pfeister      **Save:** White  
**Time:** 2:40      **Att:** 23,257      **HR:** None

**Recap:** In a departure from the pitching-dominated performances of the first four games, the White Sox outlasted the Cubs despite committing six errors ... Frank Isbell tied a World Series record with four doubles, scored three runs and drove in two ... George Davis doubled twice with three RBI, and George Rohe was 3-4 with a RBI to lead the Sox 12-hit attack ... Sox starter Ed Walsh went 6.0 IP, giving up six runs (three earned), but Doc White allowed just one hit over the final 3.0 IP for the save.

## GAME 6: WHITE SOX 8, CUBS 3

Cubs	1	0	0	0	1	0	0	0	1	—	3
White Sox	3	4	0	0	0	0	0	1	x	—	8

**WP:** White      **LP:** Brown      **Save:** None  
**Time:** 1:55      **Att:** 19,249      **HR:** None

**Recap:** The White Sox pounded out 14 hits to close out the improbable series upset ... five players recorded at least two hits, led by Ed Hahn (4-5) and Frank Isbell (3-5) ... George Davis and Jiggs Donahue each collected two hits and three RBI ... Doc White threw a complete-game seven-hitter ... "Three Finger" Brown lasted just 1.2 IP, allowing seven runs on eight hits.

## WORLD SERIES STATISTICS

Player	AVG	G	AB	R	H	2B	3B	HR	RBI	SB	CS	BB	SO
Donahue	.333	6	18	0	6	2	1	0	4	0	—	3	3
Rohe	.333	6	21	2	7	1	2	0	4	2	—	3	1
Davis	.308	3	13	4	4	3	0	0	6	1	—	0	1
Isbell	.308	6	26	4	8	4	0	0	4	1	—	0	6
Hahn	.273	6	22	4	6	0	0	0	0	0	—	1	1
Tannehill	.111	3	9	1	1	0	0	0	0	0	—	0	2
Dougherty	.100	6	20	1	2	0	0	0	1	2	—	3	4
Jones	.095	6	21	4	2	0	0	0	0	0	—	3	3
Sullivan	.000	6	21	0	0	0	0	0	0	0	—	0	9
O'Neill	.000	1	1	1	0	0	0	0	0	0	—	0	0
McFarland	.000	1	1	0	0	0	0	0	0	0	—	0	0
Towne	.000	1	1	0	0	0	0	0	0	0	—	0	0
Pitchers	.077	6	13	1	1	0	0	0	0	0	—	5	5
<b>TOTALS</b>	<b>.198</b>	<b>6</b>	<b>187</b>	<b>22</b>	<b>37</b>	<b>10</b>	<b>3</b>	<b>0</b>	<b>19</b>	<b>6</b>	<b>—</b>	<b>18</b>	<b>35</b>

Pitcher	W-L	ERA	G-GS	CG	SV	IP	H	R	ER	BB	SO
Altrock	1-1	1.00	2-2	2	0	18.0	11	2	2	2	5
Walsh	2-0	1.20	2-2	1	0	15.0	7	6	2	6	17
White	1-1	1.80	3-2	1	1	15.0	12	7	3	7	4
Owen	0-0	3.00	1-0	0	0	6.0	6	3	2	3	2
<b>TOTALS</b>	<b>4-2</b>	<b>1.50</b>	<b>6-6</b>	<b>4</b>	<b>1</b>	<b>54.0</b>	<b>36</b>	<b>18</b>	<b>9</b>	<b>18</b>	<b>28</b>

WHITE SOX OVERVIEW

MANAGER & COACHES

PLAYERS & ROSTER

2020 SEASON REVIEW

POSTSEASON HISTORY

MEDIA INFO. & MISC.

# 1917 WORLD SERIES

## WHITE SOX 4, NEW YORK GIANTS 2

**Recap:** The White Sox captured the franchise's second world championship with a six-game victory over the New York Giants ... Chicago grabbed a 2-0 lead in the series and then dropped Games 3 and 4 before winning the final two ... Eddie Collins led the Sox with a .409 average, while Red Faber was the winning pitcher in Games 2, 5 and 6.

## GAME 1: WHITE SOX 2, GIANTS 1

Giants	0	0	0	0	1	0	0	0	0	—	1
White Sox	0	0	1	1	0	0	0	0	x	—	2

**WP:** Cicotte      **LP:** Sallee      **Save:** None  
**Time:** 1:48      **Att:** 32,000      **HR:** Felsch

**Recap:** Eddie Cicotte, a 28-game winner during the regular season, threw a seven-hitter, and Shano Collins was 3-4 with a run scored as the Sox took a 2-1 decision at Comiskey Park ... Happy Felsch hit a solo home run ... left fielder Joe Jackson turned in the defensive play of the game in the seventh inning, when with a man on base he dove to catch a line drive.

## GAME 2: WHITE SOX 7, GIANTS 2

Giants	0	2	0	0	0	0	0	0	0	—	2
White Sox	0	2	0	5	0	0	0	0	x	—	7

**WP:** Faber      **LP:** Schupp      **Save:** None  
**Time:** 2:13      **Att:** 32,000      **HR:** None

**Recap:** Red Faber overcame a shaky start to turn in a complete-game eight-hitter as Chicago took a 2-0 lead in the series ... Faber gave up two runs in the second inning but held the Giants scoreless on four hits the rest of the way ... Joe Jackson was 3-3 with two RBI, and Buck Weaver was 3-4 with a RBI to pace a 14-hit attack ... the White Sox scored five runs on six hits in the fourth inning, capped by Jackson's two-run single.

## GAME 3: GIANTS 2, WHITE SOX 0

White Sox	0	0	0	0	0	0	0	0	0	—	0
Giants	0	0	0	2	0	0	0	0	x	—	2

**WP:** Benton      **LP:** Cicotte      **Save:** None  
**Time:** 1:55      **Att:** 33,616      **HR:** None

**Recap:** Left-hander Rube Benton shut out the White Sox on five hits, permitting only two runners to advance to second base, as the Giants won Game 3 ... Eddie Cicotte walked none and struck out eight in a complete-game effort but took the loss ... Chicago committed three errors.

## GAME 4: GIANTS 5, WHITE SOX 0

White Sox	0	0	0	0	0	0	0	0	0	—	0
Giants	0	0	0	1	1	0	1	2	x	—	5

**WP:** Schupp      **LP:** Faber      **Save:** None  
**Time:** 2:09      **Att:** 27,746      **HR:** Kauff 2

**Recap:** Ferdie Schupp hurled New York's second straight shut-out, and Benny Kauff hit a pair of home runs with three RBI as the Giants evened the series at two games apiece ... Schupp scattered seven hits (six singles) and added a RBI single ... Kauff, 0-13 in the series up to that point, hit an inside-the-park homer in the fourth inning and deposited his second homer into the front-row seats of the short right-field porch at the Polo Grounds ... Red Faber (3 ER/7.0 IP) took the loss ... Shano Collins and Ray Schalk each had two hits for Chicago.

## GAME 5: WHITE SOX 8, GIANTS 5

Giants	2	0	0	2	0	0	1	0	0	—	5
White Sox	0	0	1	0	0	1	3	3	x	—	8

**WP:** Faber      **LP:** Sallee      **Save:** None  
**Time:** 2:37      **Att:** 27,323      **HR:** None

**Recap:** On the brink of falling behind in the series, the White Sox rallied for three runs in the seventh inning and three more in the eighth to pull out the pivotal Game 5 ... Chicago trailed, 5-2, entering the bottom of the seventh before staging its comeback ... Chick Gandil's two-run double highlighted the three-run seventh, and Heinie Zimmerman's throwing error, one of nine miscues committed by both teams in the game, contributed to the three-run eighth ... 3-4-5 hitters Eddie Collins, Joe Jackson and Happy Felsch each had three hits for the Sox ... Red Faber came on to work the final 2.0 IP in relief for the victory ... Jim Thorpe, voted the greatest athlete of the first half-century, was lifted for a pinch-hitter in the first inning when White Sox manager Clarence "Pants" Rowland took out starter Reb Russell after the first three Giants reached base.

## GAME 6: WHITE SOX 4, GIANTS 2

White Sox	0	0	0	3	0	0	0	0	1	—	4
Giants	0	0	0	0	2	0	0	0	0	—	2

**WP:** Faber      **LP:** Benton      **Save:** None  
**Time:** 2:18      **Att:** 33,969      **HR:** None

**Recap:** Red Faber, making his fourth appearance of the series, threw a complete-game six-hitter as the White Sox won their second world championship in 11 seasons ... Faber yielded a pair of runs in the fifth inning but shut out New York the rest of the way ... Chick Gandil was 2-4 with two RBI for the Sox, who had been shut out in each of the previous two games at the Polo Grounds.

## WORLD SERIES STATISTICS

Player	AVG	G	AB	R	H	2B	3B	HR	RBI	SB	CS	BB	SO
Risberg	.500	2	2	0	1	0	0	0	1	0	—	0	0
Collins, E.	.409	6	22	4	9	1	0	0	2	3	—	2	3
Leibold	.400	2	5	1	2	0	0	0	2	1	—	1	1
Weaver	.333	6	21	3	7	1	0	0	1	0	—	0	2
Jackson	.304	6	23	4	7	0	0	0	2	1	—	1	0
Collins, S.	.286	6	21	2	6	1	0	0	0	0	—	0	0
Felsch	.273	6	22	4	6	1	0	1	3	0	—	1	5
Schalk	.263	6	19	1	5	0	0	0	0	1	—	2	1
Gandil	.261	6	23	1	6	1	0	0	5	1	—	0	2
McMullin	.125	6	24	1	3	1	0	0	2	0	—	1	6
Lynn	.000	1	1	0	0	0	0	0	0	0	—	0	1
Pitchers	.143	6	14	0	2	0	0	0	0	0	—	3	6
<b>TOTALS</b>	<b>.274</b>	<b>6</b>	<b>197</b>	<b>21</b>	<b>54</b>	<b>6</b>	<b>0</b>	<b>1</b>	<b>18</b>	<b>6</b>	<b>—</b>	<b>11</b>	<b>28</b>

Pitcher	W-L	ERA	G-GS	CG	SV	IP	H	R	ER	BB	SO
Russell	0-0	0.00	1-1	0	0	0.0	2	1	1	1	0
Cicotte	1-1	1.96	3-2	2	0	23.0	23	6	5	2	13
Faber	3-1	2.33	4-3	2	0	27.0	21	7	7	3	9
Williams	0-0	9.00	1-0	0	0	1.0	2	1	1	0	3
Danforth	0-0	18.00	1-0	0	0	1.0	3	2	2	0	2
<b>TOTALS</b>	<b>4-2</b>	<b>2.77</b>	<b>6-6</b>	<b>4</b>	<b>0</b>	<b>52.0</b>	<b>51</b>	<b>17</b>	<b>16</b>	<b>6</b>	<b>27</b>

# 1919 WORLD SERIES

## CINCINNATI REDS 5, WHITE SOX 3

**Recap:** Cincinnati defeated the White Sox in what became known as the "Black Sox" scandal ... eight members of the Sox — pitchers Eddie Cicotte and Lefty Williams, outfielders Joe Jackson and Happy Felsch, first baseman Chick Gandil, shortstop Swede Risberg, third baseman Buck Weaver and reserve infielder Fred McMullin — were charged in 1920 with conspiring to fix the outcome of the World Series ... the series was the first of three straight from 1919-21 played under a best-of-nine format due to immense post-World War I interest in the sport ... the Sox led the major leagues during the regular season in average (.287), runs scored (668) and stolen bases (150).

### GAME 1: REDS 7, WHITE SOX 1

White Sox	0	1	0	0	0	0	0	0	—	1
Reds	1	0	0	5	0	0	2	1	x	9

**WP:** Ruether      **LP:** Cicotte      **Save:** None  
**Time:** 1:42      **Att:** 30,511      **HR:** None

**Recap:** Dutch Ruether pitched a complete-game, six-hitter and went 3-3 with three RBI at the plate to lead Cincinnati in the series opener ... Sox starter Eddie Cicotte lasted 3.2 IP, allowing six runs on seven hits ... Chick Gandil was 2-4 with a RBI.

### GAME 2: REDS 4, WHITE SOX 2

White Sox	0	0	0	0	0	0	2	0	0	—	2
Reds	0	0	0	3	0	1	0	0	x	—	4

**WP:** Sallee      **LP:** Williams      **Save:** None  
**Time:** 1:42      **Att:** 29,690      **HR:** None

**Recap:** The Reds managed just four hits but capitalized on six walks from Lefty Williams to take a 2-0 lead in the series ... Slim Sallee went the distance, yielding two unearned runs, and Larry Kopf's two-run triple in the fourth inning was the deciding hit ... Joe Jackson led the Sox with three hits, and Buck Weaver and Ray Schalk each had two.

### GAME 3: WHITE SOX 3, REDS 0

Reds	0	0	0	0	0	0	0	0	0	—	0
White Sox	0	2	0	1	0	0	0	0	x	—	3

**WP:** Kerr      **LP:** Fisher      **Save:** None  
**Time:** 1:30      **Att:** 29,126      **HR:** None

**Recap:** Rookie Dickie Kerr threw a three-hitter, and Chick Gandil drove in a pair of runs as the White Sox shut out Cincinnati in Game 3 ... Joe Jackson collected two hits.

### GAME 4: REDS 2, WHITE SOX 0

Reds	0	0	0	0	2	0	0	0	0	—	2
White Sox	0	0	0	0	0	0	0	0	0	—	0

**WP:** Ring      **LP:** Cicotte      **Save:** None  
**Time:** 1:37      **Att:** 34,363      **HR:** None

**Recap:** Jimmy Ring tossed the first of two straight shutouts by Reds pitchers, holding the Sox to three hits in the 2-0 win ... Eddie Cicotte went the distance for Chicago, but his two fielding errors in the fifth inning led to both Cincinnati runs ... the Sox left the bases loaded in the second inning and stranded two more runners in the third.

### GAME 5: REDS 5, WHITE SOX 0

Reds	0	0	0	0	0	4	0	0	1	—	5
White Sox	0	0	0	0	0	0	0	0	0	—	0

**WP:** Eller      **LP:** Williams      **Save:** None  
**Time:** 1:45      **Att:** 34,379      **HR:** None

**Recap:** Hod Eller fired a three-hit shutout with nine strikeouts to help Cincinnati take a 4-1 lead in the series ... Sox starter Lefty Williams took a shutout into the sixth inning but gave up four runs ... catcher Ray Schalk was ejected in the sixth for arguing a play

at the plate ... Buck Weaver picked up two of the Sox three hits.

### GAME 6: WHITE SOX 5, REDS 4 (10)

White Sox	0	0	0	0	1	3	0	0	0	1	—	5
Reds	0	0	2	2	0	0	0	0	0	0	—	4

**WP:** Kerr      **LP:** Ring      **Save:** None  
**Time:** 2:06      **Att:** 32,006      **HR:** None

**Recap:** The White Sox spotted the Reds a 4-0 lead but rallied to stay alive in the series with a 10-inning victory ... Chick Gandil's single scored Buck Weaver with the winning run in the 10th ... Weaver, Joe Jackson and Happy Felsch combined to go 7-14 ... Dickie Kerr went the distance for Chicago, allowing 11 hits.

### GAME 7: WHITE SOX 4, REDS 1

White Sox	1	0	1	0	2	0	0	0	0	—	4
Reds	0	0	0	0	0	1	0	0	0	—	1

**WP:** Cicotte      **LP:** Sallee      **Save:** None  
**Time:** 1:47      **Att:** 13,923      **HR:** Jackson

**Recap:** Eddie Cicotte scattered seven hits in a complete-game effort, and Shano Collins was 3-5 with two runs scored to help the Sox stay alive with a 4-1 win ... Joe Jackson and Happy Felsch each went 2-4 with two RBI ... Cincinnati suspected Cicotte of doctoring the ball and stopped play numerous times to have the umpire inspect the ball.

### GAME 8: REDS 10, WHITE SOX 5

Reds	4	1	0	0	1	3	0	1	0	—	10
White Sox	0	0	1	0	0	0	0	4	0	—	5

**WP:** Eller      **LP:** Williams      **Save:** None  
**Time:** 2:27      **Att:** 32,930      **HR:** None

**Recap:** Cincinnati jumped on Sox starter Lefty Williams for four runs in 0.1 IP and went on to win the deciding game of the series ... the Reds built a 10-1 lead before Chicago scored four times in the eighth ... Joe Jackson was 2-5 with a home run and three RBI.

### WORLD SERIES STATISTICS

Player	AVG	G	AB	R	H	2B	3B	HR	RBI	SB	CS	BB	SO
McMullin	.500	2	2	0	1	0	0	0	0	0	—	0	0
Jackson	.375	8	32	5	12	3	0	1	6	0	—	1	2
Weaver	.324	8	34	4	11	4	1	0	0	0	—	0	2
Schalk	.304	8	23	1	7	0	0	0	2	1	—	4	2
J. Collins	.250	4	16	2	4	1	0	0	0	0	—	0	0
Gandil	.233	8	30	1	7	0	1	0	5	1	—	1	3
E. Collins	.226	8	31	2	7	1	0	0	1	1	—	1	2
Felsch	.192	8	26	2	5	1	0	0	3	0	—	1	4
Risberg	.080	8	25	3	2	0	1	0	0	1	—	5	3
Leibold	.056	5	18	0	1	0	0	0	0	1	—	2	3
Murphy	.000	3	2	0	0	0	0	0	0	0	—	0	1
Pitchers	.087	8	23	0	2	0	0	0	0	0	—	0	8
<b>TOTALS</b>	<b>.224</b>	<b>8</b>	<b>263</b>	<b>20</b>	<b>59</b>	<b>10</b>	<b>3</b>	<b>1</b>	<b>17</b>	<b>5</b>	<b>—</b>	<b>15</b>	<b>30</b>

Pitcher	W-L	ERA	G-GS	CG	SV	IP	H	R	ER	BB	SO
Mayer	0-0	0.00	1-0	0	0	1.0	0	0	0	1	0
Kerr	2-0	1.42	2-2	2	0	19.0	14	4	3	3	6
Wilkinson	0-0	2.45	2-0	0	0	7.1	9	4	2	4	3
Cicotte	1-2	2.91	3-3	2	0	21.2	19	9	7	5	7
James	0-0	5.79	1-0	0	0	4.2	8	4	3	3	2
Williams	0-3	6.61	3-3	1	0	16.1	12	12	12	8	4
Lowdermilk	0-0	9.00	1-0	0	0	1.0	2	1	1	1	0
<b>TOTALS</b>	<b>3-5</b>	<b>3.55</b>	<b>8-8</b>	<b>5</b>	<b>0</b>	<b>71.0</b>	<b>64</b>	<b>35</b>	<b>28</b>	<b>25</b>	<b>22</b>



# 1959 WORLD SERIES

## LOS ANGELES DODGERS 4, WHITE SOX 2

**Recap:** The "Go-Go Sox" of 1959 won 94 games and made the franchise's first appearance in the Fall Classic in 40 years ... the White Sox finished sixth in the American League in average (.250) and were last in home runs (97) but topped the league with 113 stolen bases, 45 more than the next-closest team ... second baseman Nellie Fox was named AL Most Valuable Player after hitting .306 with 84 runs scored, and shortstop Luis Aparicio led the AL with 56 stolen bases ... 39-year-old Early Wynn took home the Cy Young Award after winning 22 games ... Ted Kluszewski set a World Series record (six games) with 10 RBI.

### GAME 1: WHITE SOX 11, DODGERS 0

Dodgers	0	0	0	0	0	0	0	0	—	0
White Sox	2	0	7	2	0	0	0	0	x	11

**WP:** Wynn      **LP:** Craig      **Save:** None  
**Time:** 2:35      **Att:** 48,013      **HR:** Kluszewski 2

**Recap:** Ted Kluszewski, a late-August acquisition, went 2-4 with two home runs and five RBI, while Cy Young Award winner Early Wynn threw 7.0 scoreless IP to lead the White Sox to an 11-0 whitewash in the series opener ... the Sox took a 2-0 lead in the first inning and then put the game away with a seven-run third that was highlighted by a three-run homer from Kluszewski, whose five RBI tied a series record ... Jim Landis was 3-4 with three runs scored ... Gerry Staley went the final 2.0 IP to complete the shutout.

### GAME 2: DODGERS 4, WHITE SOX 3

Dodgers	0	0	0	0	1	0	3	0	0	—	4
White Sox	2	0	0	0	0	0	0	1	0	—	3

**WP:** Podres      **LP:** Shaw      **Save:** Sherry  
**Time:** 2:21      **Att:** 47,368      **HR:** Neal 2, Essegian

**Recap:** The Dodgers rallied for a 4-3 win in Game 2 to even the series ... the Sox took a 2-1 lead into the seventh inning, but with two outs pinch-hitter Chuck Essegian hit a solo home run off Bob Shaw ... after Shaw walked Jim Gilliam, Charlie Neal hit a two-run homer to put Los Angeles ahead, 4-2 ... Chicago closed to within a run in the eighth, but Sherm Lollar was thrown out at home attempting to score on Al Smith's double, and Larry Sherry retired the next two batters to preserve the lead ... Luis Aparicio and Lollar each collected two hits.

### GAME 3: DODGERS 3, WHITE SOX 1

White Sox	0	0	0	0	0	0	0	1	0	—	1
Dodgers	0	0	0	0	0	0	2	1	x	—	3

**WP:** Drysdale      **LP:** Donovan      **Save:** Sherry  
**Time:** 2:33      **Att:** 92,394      **HR:** None

**Recap:** The series shifted to the West Coast, where the White Sox dropped Game 3 despite outhitting the Dodgers, 12-5, before a crowd of 92,000-plus at the Los Angeles Coliseum ... Don Drysdale gave up 11 hits and four walks over 7.0 IP but managed to hold Chicago to one run ... Dick Donovan (2 ER/6.2 IP) carried a one-hit shutout into the seventh before yielding a two-run single to pinch-hitter Carl Furillo ... the Sox loaded the bases with no outs in the eighth but scored only one run ... Nellie Fox led the offense with three hits.

### GAME 4: DODGERS 5, WHITE SOX 4

White Sox	0	0	0	0	0	0	4	0	0	—	4
Dodgers	0	0	4	0	0	0	0	1	x	—	5

**WP:** Sherry      **LP:** Staley      **Save:** None  
**Time:** 2:30      **Att:** 92,650      **HR:** Lollar, Hodges

**Recap:** Gil Hodges hit a solo home run off Gerry Staley in the eighth inning to break a 4-4 tie and give the Dodgers a 3-1 lead in the series ... the Sox scored four runs in the seventh, capped

by Sherm Lollar's three-run homer, to tie the game ... Early Wynn lasted 2.2 IP, allowing four runs on eight hits ... Nellie Fox collected three hits for the second straight game.

### GAME 5: WHITE SOX 1, DODGERS 0

White Sox	0	0	0	1	0	0	0	0	0	—	1
Dodgers	0	0	0	0	0	0	0	0	0	—	0

**WP:** Shaw      **LP:** Koufax      **Save:** Donovan  
**Time:** 2:28      **Att:** 92,706      **HR:** None

**Recap:** Bob Shaw (7.1 IP) and Dick Donovan (1.2 IP) combined on a nine-hit shutout as the Sox stayed alive with a 1-0 win ... the game's lone run scored in the fourth inning on Sherm Lollar's double play grounder ... the Dodgers put runners at second and third with two outs in the seventh, but right fielder Jim Rivera, inserted into the game as a defensive replacement, preserved the lead with a running, over-the-shoulder catch of a Charlie Neal drive ... Sandy Koufax took the loss.

### GAME 6: DODGERS 9, WHITE SOX 3

Dodgers	0	0	2	6	0	0	0	0	1	—	9
White Sox	0	0	0	3	0	0	0	0	0	—	3

**WP:** Sherry      **LP:** Wynn      **Save:** None  
**Time:** 2:33      **Att:** 47,653      **HR:** Snider, Moon  
 Kluszewski, Essegian

**Recap:** The Dodgers put the game away early with eight runs in the first four innings off Early Wynn and Dick Donovan, while rookie Larry Sherry threw 5.2 scoreless IP of relief to dash the championship hopes of the White Sox ... Ted Kluszewski hit a three-run homer in the fourth to account for the Sox runs.

### WORLD SERIES STATISTICS

Player	AVG	G	AB	R	H	2B	3B	HR	RBI	SB	CS	BB	SO
Kluszewski	.391	6	23	5	9	1	0	3	10	0	—	2	0
Fox	.375	6	24	4	9	3	0	0	0	0	—	4	1
Aparicio	.308	6	26	1	8	1	0	0	0	1	—	2	3
Phillips	.300	3	10	0	3	1	0	0	0	0	—	0	0
Landis	.292	6	24	6	7	0	0	0	1	1	—	1	7
Smith	.250	6	20	1	5	3	0	0	1	0	—	4	4
Goodman	.231	5	13	1	3	0	0	0	1	0	—	0	5
Lollar	.227	6	22	3	5	0	0	1	5	0	—	1	3
Cash	.000	4	4	0	0	0	0	0	0	0	—	0	2
McAnany	.000	3	5	0	0	0	0	0	0	0	—	1	0
Torgeson	.000	3	1	1	0	0	0	0	0	0	—	1	0
Esposito	.000	2	2	0	0	0	0	0	0	0	—	0	1
Rivera	.000	5	11	1	0	0	0	0	0	0	—	3	1
Romano	.000	1	1	0	0	0	0	0	0	0	—	0	0
Pitchers	.231	6	13	0	3	1	0	0	1	0	—	1	6
<b>TOTALS</b>	<b>.261</b>	<b>6</b>	<b>199</b>	<b>23</b>	<b>52</b>	<b>10</b>	<b>0</b>	<b>4</b>	<b>19</b>	<b>2</b>	<b>—</b>	<b>20</b>	<b>33</b>

Pitcher	W-L	ERA	G-GS	CG	SV	IP	H	R	ER	BB	SO
Lown	0-0	0.00	3-0	0	0	3.1	2	0	0	1	3
Pierce	0-0	0.00	3-0	0	0	4.0	2	0	0	2	3
Staley	0-1	2.16	4-0	0	1	8.1	8	2	2	0	3
Shaw	1-1	2.57	2-2	0	0	14.0	17	4	4	2	2
Donovan	0-1	5.40	3-1	0	1	8.1	4	5	5	3	5
Wynn	1-1	5.54	3-3	0	0	13.0	19	9	8	4	10
Moore	0-0	9.00	1-0	0	0	1.0	1	1	1	0	1
<b>TOTALS</b>	<b>2-4</b>	<b>3.46</b>	<b>6-6</b>	<b>0</b>	<b>2</b>	<b>52.0</b>	<b>53</b>	<b>21</b>	<b>20</b>	<b>12</b>	<b>27</b>

# 1983 ALCS

## BALTIMORE ORIOLES 3, WHITE SOX 1

**Recap:** The White Sox, making their first postseason appearance since the 1959 World Series, were eliminated in four games by eventual World Champion Baltimore ... the Sox went 99-63 during the regular season, including a 59-26 record after the break (46-15 after 7/31) ... Chicago was limited to three runs in the series, an ALCS-low for a four-game set, including one in the final 31 innings ... Baltimore pitchers posted a 0.49 ERA (2 ER/37.0 IP) ... Chicago left 35 runners on base and was just 4-30 (.133) with runners in scoring position ... Carlton Fisk, Greg Luzinski, Ron Kittle, Harold Baines and Tom Paciorek combined to hit just .183 (13-71).

## GAME 1: WHITE SOX 2, ORIOLES 1

White Sox	0	0	1	0	0	1	0	0	0	—	2
Orioles	0	0	0	0	0	0	0	0	1	—	1

**WP:** Hoyt      **LP:** McGregor      **Save:** None  
**Time:** 2:38      **Att:** 51,289      **HR:** None

**Recap:** Cy Young Award winner LaMarr Hoyt threw a complete-game, five-hitter as the White Sox took the opener of the ALCS ... Hoyt, who was 24-10 in the regular season, carried a shutout into the ninth inning before running into his only real trouble of the day ... with two outs, Dan Ford doubled and Cal Ripken followed with an RBI single ... Hoyt then induced the next batter, Eddie Murray, to ground into a game-ending force out ... he did not issue a walk and struck out four ... Rudy Law was 3-5 with a double and run scored, and Tom Paciorek went 2-4 with a RBI and run scored ... the game included a 42-minute rain delay in the bottom of the fourth.

## GAME 2: ORIOLES 4, WHITE SOX 0

White Sox	0	0	0	0	0	0	0	0	0	—	0
Orioles	0	1	0	1	0	2	0	0	x	—	4

**WP:** Boddicker      **LP:** Bannister      **Save:** None  
**Time:** 2:51      **Att:** 52,347      **HR:** Roenicke

**Recap:** Rookie Mike Boddicker registered a five-hit shutout, tying an ALCS record with 14 strikeouts, as Baltimore evened the series ... Boddicker tied the ALCS record shared by Detroit's Joe Coleman (1972 vs. Oakland) and Pittsburgh's John Candelaria (1975 vs. Cincinnati) ... Gary Roenicke went 2-2 with a double, home run, two RBI and three runs scored for the Orioles ... Floyd Bannister, who went 13-1 with a 2.23 ERA in the second half, took the loss after giving up four runs (three earned) on five hits over 6.0 IP ... Rudy Law collected two of Chicago's five hits.

## GAME 3: ORIOLES 11, WHITE SOX 1

Orioles	3	1	0	0	2	0	0	1	4	—	11
White Sox	0	1	0	0	0	0	0	0	0	—	1

**WP:** Flanagan      **LP:** Dotson      **Save:** Stewart  
**Time:** 2:58      **Att:** 46,645      **HR:** Murray

**Recap:** In the first playoff game hosted by the city of Chicago since the 1959 World Series, Baltimore exploded for 11 runs to reverse the trend of pitching duels ... Eddie Murray, hitless in his previous 29 plate appearances dating to the 1979 World Series, hit a three-run homer off Rich Dotson in the first inning ... Murray finished with four runs scored, Cal Ripken was 2-4 with three runs scored, and John Lowenstein drove in two ... Dotson, a 22-game winner in the regular season, allowed six runs in 5.0 IP ... the Orioles collected just eight hits but four Sox pitchers combined to issue nine walks ... Baltimore starter Mike Flanagan gave up one run on five hits over 5.0 IP before leaving with stiffness in his knee, but Sammy Stewart held the Sox scoreless on one hit over the final 4.0 IP for the save ... Rudy Law (2-4) posted his third straight multihit game, and Vance Law drove in the Sox lone run with a second-inning single.

## GAME 4: ORIOLES 3, WHITE SOX 0 (10)

Orioles	0	0	0	0	0	0	0	0	0	3	—	3
White Sox	0	0	0	0	0	0	0	0	0	0	—	0

**WP:** T. Martínez      **LP:** Burns      **Save:** None  
**Time:** 3:41      **Att:** 45,447      **HR:** Landrum

**Recap:** The White Sox and Orioles hooked up in one of the more memorable pitching duels in postseason history, with Tito Landrum breaking a scoreless tie in the 10th inning with a solo homer off Britt Burns to clinch the series for Baltimore ... Burns matched scoreless frames with Baltimore pitchers Storm Davis and Tippy Martínez through nine innings before Landrum hit Burns' 150th pitch of the afternoon through a stiff wind into the left field stands ... Salomé Barojas replaced Burns and gave up two more runs to account for the final margin ... Davis threw 6.0 scoreless IP for the Orioles, and Martínez went the final 4.0 IP to earn the win ... the White Sox left 10 men on base, stranding at least one runner in each inning but the first ... Chicago squandered a prime scoring chance in the seventh ... with runners on first and second and one out, Julio Cruz hit a single to left field with lead runner Vance Law being stopped at third base ... Jerry Dybzinski, the runner on first, overran second base and was caught in a rundown ... during the rundown, Law broke for home but was tagged out in a collision at the plate ... Rudy Law, the Sox leading hitter in the series (.389), then struck out to end the threat ... Cruz finished 3-3, and Harold Baines was 2-4.

## ALCS STATISTICS

Player	AVG	G	AB	R	H	2B	3B	HR	RBI	SB	CS	BB	SO
R. Law	.389	4	18	1	7	1	0	0	0	2	0	0	1
J. Cruz	.333	4	12	0	4	1	0	0	0	2	0	3	4
Walker	.333	2	3	0	1	0	0	0	0	0	0	1	2
Kittle	.286	3	7	1	2	1	0	0	0	0	0	1	2
Paciorek	.250	4	16	1	4	0	0	0	1	0	1	1	2
Dybzinski	.250	2	4	0	1	0	0	0	0	0	0	0	0
V. Law	.182	4	11	0	2	0	0	0	1	0	0	1	3
Fisk	.176	4	17	0	3	1	0	0	0	0	0	1	3
Luzinski	.133	4	15	0	2	1	0	0	0	0	0	1	5
Baines	.125	4	16	0	2	0	0	0	0	0	0	1	3
Rodríguez	.000	2	0	0	0	0	0	0	0	0	0	0	0
Hairston	.000	2	3	0	0	0	0	0	0	0	0	1	1
Squires	.000	4	4	0	0	0	0	0	0	0	0	0	0
Fletcher	.000	3	7	0	0	0	0	0	0	0	0	1	0
<b>TOTALS</b>	<b>.211</b>	<b>4</b>	<b>133</b>	<b>3</b>	<b>28</b>	<b>4</b>	<b>0</b>	<b>0</b>	<b>2</b>	<b>4</b>	<b>1</b>	<b>12</b>	<b>26</b>

Pitcher	W-L	ERA	G-GS	CG	SV	IP	H	R	ER	BB	SO
Lamp	0-0	0.00	3-0	0	0	2.0	0	1	0	2	1
Agosto	0-0	0.00	1-0	0	0	0.1	0	0	0	0	0
Burns	0-1	0.96	1-1	0	0	9.1	6	1	1	5	8
Hoyt	1-0	1.00	1-1	1	0	9.0	5	1	1	0	4
Tidrow	0-0	3.00	1-0	0	0	3.0	1	1	1	3	3
Bannister	0-1	4.50	1-0	0	0	6.0	5	4	3	1	5
Dotson	0-1	10.80	1-1	0	0	5.0	6	6	6	3	3
Barojas	0-0	18.00	2-1	0	0	1.0	2	2	2	0	0
Koosman	0-0	54.00	1-0	0	0	0.1	3	3	2	2	0
<b>TOTALS</b>	<b>1-3</b>	<b>4.00</b>	<b>4-4</b>	<b>1</b>	<b>0</b>	<b>36.0</b>	<b>28</b>	<b>19</b>	<b>16</b>	<b>16</b>	<b>24</b>

# 1993 ALCS

## TORONTO BLUE JAYS 4, WHITE SOX 2

**Recap:** The White Sox were ousted from the ALCS in six games by the defending World Champion Toronto Blue Jays ... the Sox won two of the three games at SkyDome but lost all three at home ... Tim Raines tied an ALCS record (six games) with 12 hits, and Frank Thomas, the regular season Most Valuable Player, batted .353 with 10 walks ... Jack McDowell, the AL Cy Young Award winner, was 0-2 with a 10.00 ERA in two starts.

### GAME 1: BLUE JAYS 7, WHITE SOX 3

Blue Jays	0	0	0	2	3	0	2	0	0	—	7
White Sox	0	0	0	3	0	0	0	0	0	—	3

**WP:** Guzmán      **LP:** McDowell      **Save:** None  
**Time:** 3:38      **Att:** 46,246      **HR:** Molitor

**Recap:** John Olerud, Paul Molitor and Ed Sprague combined to go 11-14 with seven RBI and five runs scored as the Blue Jays spoiled the White Sox first home playoff game since 1983 ... the Sox led, 3-2, in the fifth but John Olerud's two-run double off Jack McDowell proved to be the game-winner ... McDowell, who won 22 games in the regular season, allowed seven runs on 13 hits over 6.2 IP ... Ozzie Guillén was 2-4 with two RBI, and Frank Thomas walked four times ... Toronto starter Juan Guzmán issued eight walks and uncorked three wild pitches in 6.0 IP but worked out of several jams ... Chicago left 13 runners on base, tying an ALCS record (six games).

### GAME 2: BLUE JAYS 3, WHITE SOX 1

Blue Jays	1	0	0	2	0	0	0	0	0	—	3
White Sox	1	0	0	0	0	0	0	0	0	—	1

**WP:** Stewart      **LP:** Fernández      **Save:** Ward  
**Time:** 3:00      **Att:** 46,101      **HR:** None

**Recap:** Dave Stewart (1 ER/6.0 IP) outdueled Alex Fernández as the Blue Jays took a 2-0 lead in the series with a 3-1 win ... after leaving 13 men on base in Game 1, the Sox stranded 10 in Game 2 ... the Sox failed to capitalize on a bases-loaded, no-out threat in the sixth ... Fernández took the loss despite allowing three runs (one earned) on eight hits over 8.0 IP ... Frank Thomas had two hits.

### GAME 3: WHITE SOX 6, BLUE JAYS 1

White Sox	0	0	5	1	0	0	0	0	0	—	6
Blue Jays	0	0	1	0	0	0	0	0	0	—	1

**WP:** Álvarez      **LP:** Hentgen      **Save:** None  
**Time:** 2:56      **Att:** 51,783      **HR:** None

**Recap:** Wilson Álvarez threw a complete-game, seven-hitter as the Sox took Game 3 at SkyDome for their first postseason win since Game 1 of the 1983 ALCS ... Álvarez, who won his final seven regular-season decisions, held the Blue Jays scoreless over the final 6.0 IP ... Chicago's five-run third inning featured five hits and two walks with two outs ... Tim Raines was 4-5 with two doubles, and Ellis Burks and Lance Johnson each went 2-5 with two RBI ... Toronto's Pat Hentgen, a 19-game winner during the regular season, lasted just 3.0 IP.

### GAME 4: WHITE SOX 7, BLUE JAYS 4

White Sox	0	2	0	0	0	3	1	0	1	—	7
Blue Jays	0	0	3	0	0	1	0	0	0	—	4

**WP:** Belcher      **LP:** Stottlemire      **Save:** Hernández  
**Time:** 3:30      **Att:** 51,889      **HR:** Thomas, Johnson

**Recap:** Lance Johnson went 2-4 with a triple, home run and four RBI, and four relievers held Toronto to one run over 6.2 IP as the Sox evened the ALCS at 2-2 ... Johnson, homerless in 540 at-bats in the regular season, hit a two-run shot in the second inning and a game-winning, two-run triple off Todd Stottlemire in the sixth ... starter Jason Bere lasted just 2.1 IP, but Tim Belcher

picked up the win with 3.2 IP in relief ... Kirk McCaskill (1.1 IP) and Scott Radinsky (0.2 IP) followed with scoreless outings, and Roberto Hernández worked the ninth for the save ... Frank Thomas hit a solo homer, and Tim Raines collected three hits.

### GAME 5: BLUE JAYS 5, WHITE SOX 3

White Sox	0	0	0	0	1	0	0	0	2	—	3
Blue Jays	1	1	1	1	0	0	1	0	x	—	5

**WP:** Guzmán      **LP:** McDowell      **Save:** None  
**Time:** 3:09      **Att:** 51,375      **HR:** Burks, Ventura

**Recap:** Juan Guzmán beat Jack McDowell for the second time in the series as Toronto held off Sox rally to take a 3-2 lead in the series ... Guzmán, who walked eight in the opener, limited the Sox to one run on three hits and one walk over 7.0 IP ... he retired the first 13 batters before Ellis Burks hit a solo home run in the fourth inning ... McDowell lasted just 2.1 IP, giving up three runs on five hits and three walks ... the Sox trailed, 5-1, entering the ninth, but Robin Ventura hit a two-run homer off Duane Ward ... Ward hit Burks to bring the tying run to the plate but struck out Bo Jackson to end the game ... the Blue Jays outhit the Sox, 14-5, and stole five bases, three by Roberto Alomar.

### GAME 6: BLUE JAYS 6, WHITE SOX 3

Blue Jays	0	2	0	1	0	0	0	0	3	—	6
White Sox	0	0	2	0	0	0	0	0	1	—	3

**WP:** Stewart      **LP:** Fernández      **Save:** Ward  
**Time:** 3:31      **Att:** 45,527      **HR:** White, Newson

**Recap:** Dave Stewart gave up two runs on four hits over 7.1 IP, helping the Blue Jays advance to their second consecutive World Series ... the Sox committed three errors that led to three unearned runs ... Toronto scored three runs in the ninth to break open a 3-2 game ... Alex Fernández fell to 0-2 in the series despite allowing two earned runs over 7.0 IP ... Warren Newson hit a solo homer in the ninth.

### ALCS STATISTICS

Player	AVG	G	AB	R	H	2B	3B	HR	RBI	SB	CS	BB	SO
Grebeck	1.000	1	1	0	1	0	0	0	0	0	0	0	0
Raines	.444	6	27	5	12	2	0	0	1	1	1	2	2
Thomas	.353	6	17	2	6	0	0	1	3	0	0	10	5
LaValliere	.333	2	3	0	1	0	0	0	0	0	0	1	0
Burks	.304	6	23	4	7	1	0	1	3	0	1	3	5
Guillén	.273	6	22	4	6	1	0	0	2	1	0	0	2
Johnson	.217	6	23	2	5	1	1	1	6	1	0	2	1
Ventura	.200	6	20	2	4	0	0	1	5	0	0	6	6
Newson	.200	2	5	1	1	0	0	1	1	0	0	0	1
Cora	.136	6	22	1	3	0	0	0	1	0	0	3	6
Pasqua	.000	2	6	1	0	0	0	0	0	0	0	1	2
Jackson	.000	3	10	1	0	0	0	0	0	0	0	3	6
Karkovice	.000	6	15	0	0	0	0	0	0	0	0	1	7
<b>TOTALS</b>	<b>.237</b>	<b>6</b>	<b>194</b>	<b>23</b>	<b>46</b>	<b>5</b>	<b>1</b>	<b>5</b>	<b>22</b>	<b>3</b>	<b>2</b>	<b>32</b>	<b>43</b>

Pitcher	W-L	ERA	G-GS	CG	SV	IP	H	R	ER	BB	SO
Hernández	0-0	0.00	4-0	0	1	4.0	4	0	0	0	1
McCaskill	0-0	0.00	3-0	0	0	3.2	3	0	0	1	3
Álvarez	1-0	1.00	1-1	1	0	9.0	7	1	1	1	2
Fernández	0-2	1.80	2-2	0	0	15.0	15	6	3	6	10
DeLeón	0-0	1.93	2-0	0	0	4.2	7	1	1	1	6
Belcher	1-0	2.45	1-0	0	0	3.2	3	1	1	3	1
McDowell	0-2	10.00	2-2	0	0	9.0	18	10	5	5	5
Radinsky	0-0	10.80	4-0	0	0	1.2	3	4	2	1	1
Bere	0-0	11.57	1-1	0	0	2.1	5	3	3	2	3
<b>TOTALS</b>	<b>2-4</b>	<b>3.57</b>	<b>6-6</b>	<b>1</b>	<b>1</b>	<b>53.0</b>	<b>65</b>	<b>26</b>	<b>21</b>	<b>21</b>	<b>36</b>



# 2000 ALDS

## SEATTLE MARINERS 3, WHITE SOX 0

**Recap:** The White Sox, making their first postseason appearance in seven years, were swept in three games by the Seattle Mariners in the American League Division Series ... the Sox went 95-67 during the regular season, including a major-league best 49-32 road record, and captured their first AL Central Division crown by 5.0 games over Cleveland ... Frank Thomas finished second in the AL Most Valuable Player voting after hitting .328 with 43 home runs and 143 RBI, and Jerry Manuel was named AL Manager of the Year ... the Sox led the major leagues with a franchise-record 978 runs scored (6.0 per game) and ranked fourth with a .286 average during the regular season but were limited to seven runs and a .185 (17-92) average in the three-game sweep ... Thomas, Magglio Ordóñez, Paul Konerko and Carlos Lee — the Sox 3-6 hitters who combined for 122 home runs and 458 RBI during the regular season — went 3-40 (.075) with two RBI in the series ... the Sox held the lead at some point in all three games, and two of the three contests were decided in the final at-bat.

## GAME 1: MARINERS 7, WHITE SOX 4 (10)

Mariners	2	1	0	0	0	0	1	0	0	3	—	7
White Sox	0	2	2	0	0	0	0	0	0	0	—	4

**WP:** Mesa      **LP:** Foulke      **Save:** Sasaki  
**Time:** 4:12      **Att:** 45,290      **HR:** Oliver, Durham, Martínez, Olerud

**Recap:** Edgar Martínez and John Olerud hit back-to-back home runs off Keith Foulke in the 10th inning to lift Seattle to a 7-4 victory over the White Sox in Game 1 of the ALDS ... former White Sox Mike Cameron led off the 10th with a single, and two batters later Martínez hit a two-run shot off Foulke ... Olerud followed with a solo homer ... Carlos Lee led off the Sox 10th inning with a double, but Mariners closer Kazuhiro Sasaki retired the next three batters in order to preserve the win ... the Sox spotted the Mariners an early 3-0 lead but rallied to take a 4-3 lead into the seventh inning before Cameron tied the game with a two-out single off Chad Bradford ... the Sox stranded 10 runners, including two in the ninth ... starter Jim Parque gave up three runs in the first two innings but settled down to hold Seattle scoreless over his next 4.0 IP ... Charles Johnson went 3-4, and Ray Durham hit a solo home run ... five Mariners relievers combined to hold the Sox scoreless over the final 6.2 IP.

## GAME 2: MARINERS 5, WHITE SOX 2

Mariners	0	2	0	1	1	0	0	0	1	—	5
White Sox	1	0	1	0	0	0	0	0	0	—	2

**WP:** Abbott      **LP:** Sirotko      **Save:** Sasaki  
**Time:** 3:16      **Att:** 45,383      **HR:** Buhner

**Recap:** The White Sox dug themselves an 0-2 hole in the ALDS, collecting just five hits in a 5-2 loss to Seattle ... the Sox stranded eight baserunners, all in the first seven innings ... Ray Durham and José Valentín hit back-to-back doubles to lead off the bottom of the first inning, but the Sox managed just one run ... trailing, 4-2, in the seventh, they drew consecutive one-out walks, but were left stranded when Frank Thomas and Magglio Ordóñez were retired ... Valentín went 2-3 with a double, walk, RBI, run scored and two stolen bases, while Herbert Perry was 2-4 with a double ... starter Mike Sirotko took the loss, allowing four runs over 5.2 IP ... Kazuhiro Sasaki struck out the side in order in the ninth for his second save of the series ... the Sox lost their ninth straight home postseason game, with their last win coming in Game 1 of the 1959 World Series vs. Los Angeles.

## GAME 3: MARINERS 2, WHITE SOX 1

White Sox	0	1	0	0	0	0	0	0	0	—	1
Mariners	0	0	0	1	0	0	0	0	1	—	2


**WP:** Paniagua      **LP:** Wunsch      **Save:** None  
**Time:** 2:40      **Att:** 48,010      **HR:** None

**Recap:** Pinch-hitter Carlos Guillén's infield single off Keith Foulke in the bottom of the ninth inning scored Rickey Henderson with the winning run as the Mariners completed the three-game sweep of the White Sox with a 2-1 victory ... the teams had combined for just two runs and seven hits when Seattle's John Olerud led off the ninth with a single off Kelly Wunsch and advanced to second on Wunsch's throwing error ... Stan Javier then bunted pinch-runner Rickey Henderson to third base and following a walk to David Bell, Guillén delivered his game-winner ... the Sox managed just three hits and grounded into double plays in the first, fourth and eighth innings ... Sox starter James Baldwin allowed just one run on three hits over 6.0 IP, and Bob Howry followed with 2.0 scoreless IP ... Seattle's Aaron Sele gave up one run on three hits over 7.1 IP ... 41-year-old Harold Baines doubled and scored the Sox only run in the second inning.

## ALDS STATISTICS

Player	AVG	G	AB	R	H	2B	3B	HR	RBI	SB	CS	BB	SO
Perry	.444	3	9	0	4	1	0	0	1	0	0	2	2
Johnson	.333	3	9	0	3	0	0	0	0	0	0	1	1
Valentín	.300	3	10	2	3	2	0	0	1	3	0	2	2
Baines	.250	2	4	1	1	1	0	0	0	0	0	0	1
Durham	.200	3	10	2	2	1	0	1	1	0	0	3	3
Ordóñez	.182	3	11	0	2	0	1	0	1	1	0	2	2
Singleton	.111	3	9	1	1	0	1	0	1	0	0	0	2
Lee	.091	3	11	0	1	1	0	0	1	0	0	0	2
Abbott	.000	1	1	0	0	0	0	0	0	0	0	0	0
Konerko	.000	3	9	1	0	0	0	0	0	0	0	1	1
Thomas	.000	3	9	0	0	0	0	0	0	0	0	4	0
Christensen	.000	1	0	0	0	0	0	0	0	0	0	0	0
Graffanino	.000	1	0	0	0	0	0	0	0	0	0	0	0
Paul	.000	1	0	0	0	0	0	0	0	0	0	0	0
<b>TOTALS</b>	<b>.185</b>	<b>3</b>	<b>92</b>	<b>7</b>	<b>17</b>	<b>6</b>	<b>2</b>	<b>1</b>	<b>6</b>	<b>4</b>	<b>0</b>	<b>15</b>	<b>16</b>

Pitcher	W-L	ERA	G-GS	CG	SV	IP	H	R	ER	BB	SO
Barceló	0-0	0.00	1-0	0	0	1.2	0	0	0	1	0
Bradford	0-0	0.00	1-0	0	0	0.2	2	0	0	0	0
Buehrle	0-0	0.00	1-0	0	0	0.1	2	0	0	0	1
Wunsch	0-1	0.00	3-0	0	0	0.2	2	1	0	0	0
Baldwin	0-0	1.50	1-1	0	0	6.0	3	1	1	3	2
Howry	0-0	3.38	2-0	0	0	2.2	2	1	1	2	4
Parque	0-0	4.50	1-1	0	0	6.0	6	3	3	1	2
Sirotko	0-1	4.76	1-1	0	0	5.2	7	4	3	2	0
Simas	0-0	6.75	2-0	0	0	1.1	0	1	1	1	2
Foulke	0-1	11.57	2-0	0	0	2.1	4	3	3	2	2
<b>TOTALS</b>	<b>0-3</b>	<b>3.95</b>	<b>3-3</b>	<b>0</b>	<b>0</b>	<b>27.1</b>	<b>28</b>	<b>14</b>	<b>12</b>	<b>12</b>	<b>13</b>



Frank Thomas finished second in the 2000 American League Most Valuable Player voting.

WHITE SOX OVERVIEW

MANAGER & COACHES

PLAYERS & ROSTER

2020 SEASON REVIEW

POSTSEASON HISTORY

MEDIA INFO. & MISC.

# 2005 ALDS

## GAME 1: WHITE SOX 14, RED SOX 2

**Notes:** The White Sox began their eighth postseason appearance with a 14-2 victory, ending a nine-game playoff losing streak at home ... A.J. Pierzynski hit two of Chicago's five home runs, becoming the fifth catcher in major-league history to accomplish the feat in the postseason ... José Contreras yielded two runs in 7.2 IP ... Scott Podsednik, who was held homerless during the regular season, was 2-3 with a home run and three RBI ... the Sox five homers tied a postseason record (fifth time).

RED SOX	AB	R	H	BI	W	K	AVG	WHITE SOX	AB	R	H	BI	W	K	AVG
Damon, cf	4	0	0	0	0	2	.000	Podsednik, lf	3	2	2	3	1	0	.667
Cora, ss	0	0	0	0	0	0	-	Iguchi, 2b	3	0	0	0	0	1	.000
Renteria, ss	4	0	1	0	0	0	.250	Harris, ph-2b	1	0	1	1	0	0	1.000
Hyzdu, cf	0	0	0	0	0	0	-	Dye, rf	3	0	0	0	0	0	.000
Ortiz, dh	4	0	2	0	0	1	.500	Pérez, ph-1b	1	0	0	0	0	0	.000
M.Ramírez, lf	4	0	0	0	0	0	.000	Konerko, 1b	4	2	1	2	0	0	.250
Nixon, rf	4	1	2	0	0	0	.500	Blum, ph-1b	1	0	0	0	0	0	.000
Varitek, c	4	1	1	0	0	1	.250	Everett, dh	4	1	1	0	0	0	.250
Millar, 1b	3	0	1	1	0	1	.333	Rowand, cf	3	2	1	1	1	0	.333
Olerud, ph	1	0	1	0	0	0	1.000	Pierzynski, c	3	4	3	4	0	0	1.000
Mueller, 3b	4	0	0	0	0	1	.000	Crede, 3b	3	1	0	0	1	0	.000
Graffanino, 2b	4	0	0	1	0	0	.250	Uribe, ss	4	2	2	3	0	1	.500
<b>TOTALS</b>	<b>36</b>	<b>2</b>	<b>9</b>	<b>1</b>	<b>0</b>	<b>6</b>		<b>TOTALS</b>	<b>33</b>	<b>14</b>	<b>11</b>	<b>14</b>	<b>3</b>	<b>2</b>	

	R	H	E	LOB										
Boston	0	0	2	0	0	0	—	2	9	0	7			
White Sox	5	0	1	2	0	4	0	2	x	—	14	11	1	2

E—Crede (1). LOB—Boston 7, Chicago 2. RISP—Boston 2-12; Chicago 6-11. 2B—Renteria (1), Ortiz (1), Millar (1), Olerud (1), Graffanino (1), Pierzynski (1). HR—Podsednik (1), Konerko (1), Pierzynski 2 (2), Uribe (1). S—Iguchi. SB—Podsednik (1). CS—Podsednik (1).

Boston	IP	H	R	ER	BB	K	#Pit	ERA
Clement (L, 0-1)	3.1	7	8	8	0	0	64	21.60
Bradford	1.1	0	0	0	0	1	17	0.00
González	2.1	2	4	4	1	0	41	15.43
Arroyo	1.0	2	2	2	2	1	27	18.00
White Sox	IP	H	R	ER	BB	K	#Pit	ERA
Contreras (W, 1-0)	7.2	8	2	2	0	6	100	2.35
Cotts	0.1	0	0	0	0	0	4	0.00
Politte	1.0	1	0	0	0	0	9	0.00

HBP—Podsednik by Clement; Dye by Clement; Pierzynski by González. WP—Contreras. T—2:56. A—40,717. Umpires—HP, John Hirschbeck. 1B, Bill Miller. 2B, Mark Wegner. 3B, Mark Carlson. LF, Mike Everitt. RF, Dan Iassogna.

## GAME 2: WHITE SOX 5, RED SOX 4

**Notes:** The White Sox rallied from a 4-0 deficit to post a 5-4 victory ... Tadahito Iguchi's three-run homer in the fifth inning capped a five-run rally as the Sox became just the seventh team in ALDS history to overcome a deficit of four runs or more in a victory ... Iguchi joined Hideki Matsui as the only Japanese players to homer in a postseason game ... rookie Bobby Jenks became only the second pitcher since 1975 to record a save of six or more outs in his postseason debut.

RED SOX	AB	R	H	BI	W	K	AVG	WHITE SOX	AB	R	H	BI	W	K	AVG
Damon, cf	5	2	2	0	0	0	.222	Podsednik, lf	4	0	0	0	0	0	.286
Renteria, ss	5	1	2	0	0	0	.333	Iguchi, 2b	4	1	2	3	0	0	.286
Ortiz, dh	4	1	1	0	0	1	.375	Dye, rf	4	0	1	0	0	1	.143
M.Ramírez, lf	3	0	1	2	1	0	.143	Konerko, 1b	4	0	1	0	0	0	.250
Varitek, c	4	0	2	1	0	0	.375	Everett, dh	4	1	2	0	0	0	.375
Nixon, rf	3	0	0	1	1	0	.286	Rowand, cf	3	1	1	1	0	0	.333
Mueller, 3b	4	0	0	0	0	1	.000	Pierzynski, c	3	0	0	0	0	0	.500
Olerud, 1b	4	0	0	0	0	0	.200	Crede, 3b	3	1	1	1	0	1	.167
Graffanino, 2b	4	0	1	0	0	0	.250	Uribe, ss	3	1	1	0	0	0	.429
<b>TOTALS</b>	<b>36</b>	<b>4</b>	<b>9</b>	<b>4</b>	<b>2</b>	<b>2</b>		<b>TOTALS</b>	<b>32</b>	<b>5</b>	<b>9</b>	<b>5</b>	<b>0</b>	<b>2</b>	

	R	H	E	LOB								
Boston	2	0	2	0	0	0	—	4	9	1	7	
White Sox	0	0	0	5	0	0	x	—	5	9	0	3

E—Graffanino (1). DP—Boston 2 (Renteria to Olerud; Renteria to Graffanino to Olerud). LOB—Boston 7, Chicago 3. RISP—Boston, 2-7; Chicago, 2-4. 2B—Renteria (2), Ortiz (2), Graffanino (2), Rowand (1). HR—Iguchi (1). Runners Moved Up—Pierzynski. GDP—Everett, Rowand.

Boston	IP	H	R	ER	BB	K	#Pit	ERA
Wells (L, 0-1)	6.2	7	5	2	0	2	93	2.70
Papelbon	1.1	2	0	0	0	0	12	0.00
White Sox	IP	H	R	ER	BB	K	#Pit	ERA
Buehrle (W, 1-0)	7.0	8	4	4	1	2	95	5.14
Jenks (S, 1)	2.0	1	0	0	1	0	31	0.00

T—2:29. A—40,799. Umpires—HP, Bill Miller. 1B, Mark Wegner. 2B, Dale Scott. 3B, Mike Everitt. LF, Dan Iassogna. RF, John Hirschbeck.

## GAME 3: WHITE SOX 5, RED SOX 3

**Notes:** Chicago completed the ALDS sweep with a 5-3 win at Fenway Park ... Paul Konerko broke a 2-2 tie with a two-run homer off Tim Wakefield in the sixth inning ... Manny Ramírez led off Boston's sixth with a solo homer, his second of the game, and the Red Sox then loaded the bases with no outs off Damaso Marte ... however, Orlando "El Duque" Hernández (3.0 scoreless IP) worked out of the inherited jam by retiring Jason Varitek and Tony Graffanino on popups before striking out Johnny Damon to end the threat ... the Sox added an insurance run in the ninth inning on a suicide squeeze bunt by Juan Uribe, and rookie Bobby Jenks pitched a 1-2-3 ninth for his second save of the series.

WHITE SOX	AB	R	H	BI	W	K	AVG	RED SOX	AB	R	H	BI	W	K	AVG
Podsednik, lf	4	1	1	1	0	1	.273	Damon, cf	4	0	1	0	1	2	.231
Iguchi, 2b	5	0	1	1	0	2	.250	Renteria, ss	4	0	0	0	1	1	.231
Dye, rf	3	1	1	0	1	1	.200	Ortiz, dh	4	1	1	1	0	1	.333
Konerko, 1b	4	1	1	2	0	1	.250	M.Ramírez, lf	3	2	2	2	1	0	.300
Everett, dh	3	0	0	0	0	0	.273	Nixon, rf	4	0	1	0	0	1	.273
Rowand, cf	4	0	2	0	0	1	.400	Mueller, 3b	3	0	0	0	1	0	.000
Pierzynski, c	3	1	1	0	1	0	.444	Olerud, 1b	2	0	1	0	2	0	.286
Crede, 3b	3	0	0	0	0	0	.111	Millar, 1b	0	0	0	0	0	0	.333
Uribe, ss	3	1	1	1	0	1	.400	Mirabelli, c	2	0	0	0	0	0	.000
								Varitek, ph-c	2	0	0	0	0	1	.300
								Graffanino, 2b	4	0	1	0	0	0	.250
<b>TOTALS</b>	<b>32</b>	<b>5</b>	<b>8</b>	<b>5</b>	<b>2</b>	<b>7</b>		<b>TOTALS</b>	<b>32</b>	<b>3</b>	<b>7</b>	<b>3</b>	<b>6</b>	<b>6</b>	

	R	H	E	LOB								
White Sox	0	0	2	0	0	2	—	5	8	0	6	
Boston	0	0	0	2	0	1	0	—	3	7	1	8

E—Timlin (1). DP—Chicago 2 (Crede; Garcia to Uribe to Konerko), Boston 1 (Mueller to Graffanino to Olerud). LOB—Chicago 6, Boston 8. RISP—Chicago 2-9; Boston 0-5. 2B—Podsednik (1), Rowand (2), Pierzynski (2), Uribe (1), Damon (1). HR—Konerko (2), Ortiz (1), Ramírez 2 (2). S—Crede, Uribe. GDP—Rowand, Damon. SB—Rowand (1), Pierzynski (1). CS—Podsednik (2).

White Sox	IP	H	R	ER	BB	K	#Pit	ERA
García (W, 1-0)	5.0	5	3	3	4	1	98	5.40
Marté	0.0	1	0	0	2	0	16	—
Hernández (H, 1)	3.0	1	0	0	0	4	49	0.00
Jenks (S, 2)	1.0	0	0	0	0	1	10	0.00
Boston	IP	H	R	ER	BB	K	#Pit	ERA
Wakefield (L, 0-1)	5.1	6	4	4	1	4	71	6.75
Bradford	0.0	1	0	0	0	0	1	0.00
Myers	0.0	0	0	0	1	0	8	—
Papelbon	2.2	0	0	0	0	2	42	0.00
Timlin	1.0	1	1	1	0	1	13	9.00

García pitched to 1 batter in the 6th; Marté pitched to 3 batters in the 6th; Bradford pitched to 1 batter in the 6th; Myers pitched to 1 batter in the 6th.


HBP—Podsednik by Wakefield; Everett by Wakefield. T—3:28. A—35,496. Umpires—HP, Mark Wegner. 1B, Dale Scott. 2B, Mike Everitt. 3B, Dan Iassogna. LF, John Hirschbeck. RF, Bill Miller.

# 2005 ALDS

## 2005 ALDS STATISTICS

BATTER	AVG	G	AB	R	H	TB	2B	3B	HR	RBI	SH	SF	HP	BB	IBB	SO	SB	CS	GI			PINCH HIT					
																			DP	E	SLG	OBP	AB	H	HR	RBI	
Blum, G.	.000	1	1	0	0	0	0	0	0	0	0	0	0	0	0	0	0	0	0	0	0	.000	.000	1	0	0	0
RIGHT	.000		0	0	0	0	0	0	0	0	0	0	0	0	0	0	0	0	0	0	0	.000	.000	0	0	0	0
LEFT	.000		1	0	0	0	0	0	0	0	0	0	0	0	0	0	0	0	0	0	0	.000	.000	1	0	0	0
Crede, J.	.111	3	9	2	1	1	0	0	0	1	1	0	0	1	0	1	0	0	0	0	1	.111	.200	0	0	0	0
Dye, J.	.200	3	10	1	2	2	0	0	0	0	0	0	1	1	0	2	0	0	0	0	0	.200	.333	0	0	0	0
Everett, C.	.273	3	11	2	3	3	0	0	0	0	0	0	1	0	0	0	0	0	0	1	0	.273	.333	0	0	0	0
RIGHT	.667		3	2	2	0	0	0	0	0	0	0	0	0	0	0	0	0	0	1	0	.667	.667	0	0	0	0
LEFT	.125		8	1	1	0	0	0	0	0	0	0	1	0	0	0	0	0	0	0	0	.125	.222	0	0	0	0
Harris, W.	1.000	1	1	0	1	1	0	0	0	1	0	0	0	0	0	0	0	0	0	0	0	1.000	1.000	1	1	0	1
Iguchi, T.	.250	3	12	1	3	6	0	0	1	4	1	0	0	0	0	3	0	0	0	0	0	.500	.250	0	0	0	0
Konerko, P.	.250	3	12	3	3	9	0	0	2	4	0	0	0	0	0	1	0	0	0	0	0	.750	.250	0	0	0	0
Peréz, T.	.000	1	1	0	0	0	0	0	0	0	0	0	0	0	0	0	0	0	0	0	0	.000	.000	1	0	0	0
Pierzynski, A.	.444	3	9	5	4	12	2	0	2	4	0	0	1	1	0	0	1	0	0	0	0	1.333	.545	0	0	0	0
Podsednik, S.	.273	3	11	3	3	7	1	0	1	4	0	0	2	1	0	1	1	2	0	0	0	.636	.429	0	0	0	0
Rowand, A.	.400	3	10	3	4	6	2	0	0	2	0	0	0	1	0	1	1	0	2	0	0	.600	.455	0	0	0	0
Uribe, J.	.400	3	10	4	4	8	1	0	1	4	1	0	0	0	0	2	0	0	0	0	0	.800	.400	0	0	0	0
<b>CHICAGO</b>	<b>.289</b>	<b>3</b>	<b>97</b>	<b>24</b>	<b>28</b>	<b>55</b>	<b>6</b>	<b>0</b>	<b>7</b>	<b>24</b>	<b>3</b>	<b>0</b>	<b>5</b>	<b>5</b>	<b>0</b>	<b>11</b>	<b>3</b>	<b>2</b>	<b>3</b>	<b>1</b>	<b>.567</b>	<b>.355</b>	<b>3</b>	<b>1</b>	<b>0</b>	<b>1</b>	
<b>OPPONENTS</b>	<b>.240</b>	<b>3</b>	<b>104</b>	<b>9</b>	<b>25</b>	<b>43</b>	<b>9</b>	<b>0</b>	<b>3</b>	<b>8</b>	<b>0</b>	<b>0</b>	<b>0</b>	<b>8</b>	<b>1</b>	<b>14</b>	<b>0</b>	<b>0</b>	<b>1</b>	<b>2</b>	<b>.413</b>	<b>.295</b>	<b>2</b>	<b>1</b>	<b>0</b>	<b>0</b>	
DH	.273	3	11	2	3	3	0	0	0	0	0	0	1	0	0	0	0	0	0	1	0	.273	.333	0	0	0	0

PITCHER	W	L	ERA	G	GS	CG	GF	SHO	SV	IP	H	R	ER	HR	HB	BB	IBB	SO	WP	BK	OPP
																					AVG
Buehrle, M.	1	0	5.14	1	1	0	0	0	0	7.0	8	4	4	0	0	1	1	2	0	0	.276
Contreras, J.	1	0	2.35	1	1	0	0	0	0	7.2	8	2	2	0	0	0	0	6	1	0	.258
Cotts, N.	0	0	0.00	1	0	0	0	0	0	0.1	0	0	0	0	0	0	0	0	0	0	.000
García, F.	1	0	5.40	1	1	0	0	0	0	5.0	5	3	3	3	0	4	0	1	0	0	.278
Hernández, O.	0	0	0.00	1	0	0	0	0	0	3.0	1	0	0	0	0	0	0	4	0	0	.100
Jenks, B.	0	0	0.00	2	0	0	2	0	2	3.0	1	0	0	0	0	1	0	1	0	0	.100
Marte, D.	0	0	—	1	0	0	0	0	0	0.0	1	0	0	0	0	2	0	0	0	0	1.000
Politte, C.	0	0	0.00	1	0	0	1	0	0	1.0	1	0	0	0	0	0	0	0	0	0	.250
<b>CHICAGO</b>	<b>3</b>	<b>0</b>	<b>3.00</b>	<b>3</b>	<b>3</b>	<b>0</b>	<b>3</b>	<b>0</b>	<b>2</b>	<b>27.0</b>	<b>25</b>	<b>9</b>	<b>9</b>	<b>3</b>	<b>0</b>	<b>8</b>	<b>1</b>	<b>14</b>	<b>1</b>	<b>0</b>	<b>.240</b>
<b>OPPONENTS</b>	<b>0</b>	<b>3</b>	<b>7.56</b>	<b>3</b>	<b>3</b>	<b>0</b>	<b>3</b>	<b>0</b>	<b>0</b>	<b>25.0</b>	<b>28</b>	<b>24</b>	<b>21</b>	<b>7</b>	<b>5</b>	<b>5</b>	<b>0</b>	<b>11</b>	<b>0</b>	<b>0</b>	<b>.289</b>



Orlando “El Duque” Hernández threw 3.0 scoreless IP in relief in Game 3 of the ALDS at Fenway Park. With Chicago holding a 4-3 lead in the seventh inning, Hernández inherited a bases-loaded, no-out situation but worked out of the jam by retiring Jason Varitek and Tony Graffanino on popups before striking out Johnny Damon on a 3-2 count to end the threat. The White Sox went on to post a 6-3 victory and complete the three-game sweep of the defending World Champion Red Sox.

WHITE SOX OVERVIEW

MANAGER & COACHES

PLAYERS & ROSTER

2020 SEASON REVIEW

POSTSEASON HISTORY

MEDIA INFO. & MISC.



# 2005 ALCS

WHITE SOX OVERVIEW

MANAGER & COACHES

PLAYERS & ROSTER

2020 SEASON REVIEW

POSTSEASON HISTORY

MEDIA INFO. & MISC.

## GAME 1: ANGELS 3, WHITE SOX 2

**Notes:** Despite playing in three time zones in three straight nights, the Angels received a solid outing by Paul Byrd and a solo home run by Garret Anderson to take a 1-0 advantage in the ALCS ... Byrd, pitching on three days rest, allowed two runs on six hits in 6.0 IP ... José Contreras (3 ER/7.0 IP) saw his nine-game winning streak come to an end ... Joe Crede hit his first home run of the playoffs, a solo shot in the third inning ... Neal Cotts retired both batters faced, the only appearance by a Sox reliever in the series ... the White Sox fell to 0-6 in the ALCS at home.

ANGELS	AB	R	H	BI	W	K	AVG	WHITE SOX	AB	R	H	BI	W	K	AVG
Figgins, 3b	3	0	1	0	0	1	.333	Podsednik, lf	3	0	1	0	1	1	.333
Cabrera, ss	4	0	1	1	0	0	.250	Iguchi, 2b	4	0	1	0	0	0	.250
Guerrero, dh	4	0	0	1	0	0	.000	Dye, rf	4	0	1	0	0	0	.250
Anderson, lf	4	1	1	1	0	1	.250	Konerko, 1b	4	0	0	0	0	0	.000
Molina, B., c	4	0	1	0	0	0	.250	Everett, dh	4	1	1	0	0	0	.250
Erstad, 1b	4	0	1	0	0	0	.250	Ozuna, pr-dh	0	0	0	0	0	0	-
Rivera, rf	4	0	0	0	0	0	.000	Rowand, cf	3	0	0	0	0	0	.000
Finley, cf	3	1	1	0	0	2	.333	Pierzynski, c	4	0	1	1	0	0	.250
Kennedy, 2b	3	1	1	0	0	0	.333	Crede, 3b	4	1	1	1	0	2	.250
								Uribe, ss	3	0	1	0	0	0	.333
<b>TOTALS</b>	<b>33</b>	<b>3</b>	<b>7</b>	<b>3</b>	<b>0</b>	<b>4</b>		<b>TOTALS</b>	<b>33</b>	<b>2</b>	<b>7</b>	<b>2</b>	<b>1</b>	<b>3</b>	

	R	H	E	LOB
Los Angeles	0	1	2	0 0 0
White Sox	0	0	1	1 0 0

E—Figgins (1). LOB—Los Angeles 4, Chicago 6. RISP—Los Angeles 1-6; Chicago 1-3. HR—Anderson (1), Crede (1). S—Figgins (1). SB—Figgins (1), Erstad (1). CS—Podsednik (1), Pierzynski (1).

Los Angeles	IP	H	R	ER	BB	K	#Pit	ERA
Byrd (W, 1-0)	6.0	5	2	2	1	1	73	3.00
Shields (H, 1)	2.0	2	0	0	0	1	27	0.00
Rodriguez (S, 1)	1.0	0	0	0	0	1	11	0.00

White Sox	IP	H	R	ER	BB	K	#Pit	ERA
Contreras (L, 0-1)	8.1	7	3	3	0	4	102	3.24
Cotts	0.2	0	0	0	0	0	7	0.00

Byrd pitched to 1 batter in the 7th.  
 HBP—Rowand by Byrd. T—2:47. A—40,659. Umpires—HP, Jerry Crawford. 1B, Doug Eddings. 2B, Ted Barrett. 3B, Ron Kulpa. LF, Ed Rapuano. RF, Randy Marsh.

## GAME 2: WHITE SOX 2, ANGELS 1

**Notes:** The White Sox evened the series with a 2-1 win, recording their first-ever home victory in the ALCS (1-6) ... Joe Crede's two-out double in the ninth inning scored pinch-runner Pablo Ozuna with the winning run and gave the Sox their 16th win of the season when scoring two runs or less ... Ozuna ran for A.J. Pierzynski, who reached first base on a dropped third strike ... Mark Buehrle recorded a complete-game victory, limiting the Angels to one run on five hits while throwing 99 pitches (71 strikes).

ANGELS	AB	R	H	BI	W	K	AVG	WHITE SOX	AB	R	H	BI	W	K	AVG
Figgins, cf	4	0	0	0	0	0	.143	Podsednik, lf	4	1	1	0	0	1	.286
Cabrera, ss	4	0	2	0	0	0	.375	Iguchi, 2b	2	0	0	0	0	1	.167
Guerrero, rf	4	0	0	0	0	0	.000	Dye, rf	4	0	1	1	0	1	.250
B.Molina, dh	3	0	0	0	0	1	.143	Konerko, 1b	4	0	1	0	0	2	.125
Anderson, lf	4	0	0	0	0	1	.125	Everett, dh	4	0	0	0	0	1	.125
Quinlan, 3b	3	1	1	1	0	2	.333	Rowand, cf	4	0	1	0	0	1	.143
Erstad, 1b	3	0	1	0	0	0	.286	Pierzynski, c	3	0	0	0	1	.143	
J.Molina, c	3	0	1	0	0	0	.333	Ozuna, pr	0	1	0	0	0	0	-
DaVanon, pr	0	0	0	0	0	0	-	Crede, 3b	4	0	2	1	0	0	.375
Paul, c	0	0	0	0	0	0	-	Uribe, ss	3	0	1	0	0	0	.333
Kennedy, 2b	2	0	0	0	0	0	.200								
<b>TOTALS</b>	<b>30</b>	<b>1</b>	<b>5</b>	<b>1</b>	<b>0</b>	<b>4</b>		<b>TOTALS</b>	<b>32</b>	<b>2</b>	<b>7</b>	<b>2</b>	<b>1</b>	<b>9</b>	

	R	H	E	LOB
Los Angeles	0	0	0	1 0 0
White Sox	1	0	0	0 0 1

Two out when winning run scored.  
 E—Guerrero (1), Paul (1), Washburn (1), Uribe (1). DP—Los Angeles 1 (Anderson to Kennedy), Chicago 2 (Buehrle to Uribe to Konerko; Uribe to Iguchi to Konerko). LOB—Los Angeles 4, Chicago 7. RISP—Los Angeles 0-5; Chicago 1-5. 2B—Cabrera (1), Rowand (1), Crede 2 (2). HR—Quinlan (1). S—A.Kennedy, Iguchi. GDP—Guerrero, Kennedy. SB—Ozuna (1).

Los Angeles	IP	H	R	ER	BB	K	#Pit	ERA
Washburn	4.2	4	1	0	1	1	77	0.00
Donnelly	0.1	0	0	0	0	1	3	0.00
Shields	1.0	0	0	0	0	2	12	0.00
Escobar (L, 0-1)	2.2	3	1	0	0	5	39	0.00

White Sox	IP	H	R	ER	BB	K	#Pit	ERA
Buehrle (W, 1-0)	9.0	5	1	1	0	4	99	1.00

HBP—B.Molina by Buehrle; Iguchi by Washburn. PB—Pierzynski. T—2:34. A—41,013. Umpires—HP, Doug Eddings. 1B, Ted Barrett. 2B, Ron Kulpa. 3B, Ed Rapuano. LF, Randy Marsh. RF, Jerry Crawford.

## GAME 3: WHITE SOX 5, ANGELS 2

**Notes:** Jon Garland pitched a four-hitter, and Paul Konerko hit a two-run homer as the White Sox beat Los Angeles, 5-2, to take a 2-1 lead in the ALCS ... Garland, who had not pitched since 10/1, tossed Chicago's second straight complete game, following Mark Buehrle's five-hitter in Game 2 ... the White Sox scored three runs in the first inning on Jermaine Dye's run-scoring single and Paul Konerko's (3-4, HR, 3 RBI) two-run homer off John Lackey ... Chicago's first four batters combined for eight of the 11 hits ... Orlando Cabrera hit a two-run shot in the sixth, the only blemish on Garland's pitching line.

WHITE SOX	AB	R	H	BI	W	K	AVG	ANGELS	AB	R	H	BI	W	K	AVG
Podsednik, lf	5	1	2	0	0	1	.333	Figgins, 3b	3	0	0	0	1	0	.000
Iguchi, 2b	4	2	2	0	0	2	.300	Cabrera, ss	4	1	1	2	0	2	.333
Dye, rf	2	1	1	1	2	1	.300	Guerrero, rf	4	0	1	0	0	1	.083
Konerko, 1b	4	1	3	3	0	1	.333	Anderson, lf	3	0	0	0	0	1	.091
Everett, dh	4	0	1	1	0	1	.167	B.Molina, c	3	0	0	0	0	1	.100
Rowand, cf	4	0	0	0	0	0	.091	Erstad, 1b	3	0	1	0	0	1	.300
Pierzynski, c	4	0	1	0	0	1	.182	Rivera, dh	2	0	0	0	0	1	.000
Crede, 3b	4	0	0	0	0	0	.250	DaVanon, ph-dh	1	0	0	0	0	0	.000
Uribe, ss	4	0	1	0	0	2	.300	Finley, cf	3	0	0	0	0	0	.167
								Kennedy, 2b	3	1	1	0	0	0	.250
<b>TOTALS</b>	<b>35</b>	<b>5</b>	<b>11</b>	<b>5</b>	<b>2</b>	<b>9</b>		<b>TOTALS</b>	<b>29</b>	<b>2</b>	<b>4</b>	<b>2</b>	<b>1</b>	<b>7</b>	

	R	H	E	LOB
White Sox	3	0	1	0 1 0
Los Angeles	0	0	0	0 2 0

E—NONE. DP—Chicago 1 (Iguchi to Konerko), Los Angeles 2 (Cabrera to Kennedy; Cabrera to Erstad). LOB—Chicago 6, Los Angeles 1. RISP—Chicago 4-11; Los Angeles 0-0. 2B—Iguchi (1), Dye (1), Erstad (1). HR—Konerko (1), Cabrera (1). S—Iguchi. GDP—Rowand, Guerrero.

White Sox	IP	H	R	ER	BB	K	#Pit	ERA
Garland (W, 1-0)	9.0	4	2	2	1	7	118	2.00

Los Angeles	IP	H	R	ER	BB	K	#Pit	ERA
Lackey (L, 0-1)	5.0	8	5	5	1	3	83	9.00
Gregg	2.0	1	0	0	1	3	31	0.00
Donnelly	2.0	2	0	0	0	3	22	0.00

Gregg pitched to 2 batters in the 8th.  
 T—2:42. A—44,725. Umpires—HP, Ted Barrett. 1B, Ron Kulpa. 2B, Ed Rapuano. 3B, Randy Marsh. LF, Jerry Crawford. RF, Doug Eddings.

# 2005 ALCS

## GAME 4: WHITE SOX 8, ANGELS 2

**Notes:** Freddy García nearly duplicated Mark Buehrle's five-hitter and Jon Garland's four-hitter, making the White Sox the first team to pitch three straight complete games in the postseason since the 1973 New York Mets (Tom Seaver, Jon Matlack and Jerry Koosman) ... García, who was pitching for the first time since clinching the ALDS, gave up two early runs while striking out five ... A.J. Pierzynski homered for the White Sox, his third of the postseason, and Joe Crede added a two-run single in the eighth off Esteban Yan ... Paul Konerko homered in the first inning for the second straight game ... Chicago scored seven runs in the first innings of the series.


WHITE SOX	AB	R	H	BI	W	K	AVG	ANGELS	AB	R	H	BI	W	K	AVG
Podsednik, lf	2	2	1	0	3	0	.357	Figgins, 3b	4	0	0	0	0	2	.071
Iguchi, 2b	4	1	0	0	0	2	.214	Cabrera, ss	4	0	0	0	0	0	.250
Dye, rf	5	1	0	0	0	0	.200	Izturis, ss	0	0	0	0	0	0	-
Konerko, 1b	4	1	1	3	1	0	.313	Guerrero, rf	4	0	0	0	0	0	.063
Everett, dh	3	1	2	2	1	0	.267	Anderson, lf	4	1	1	0	0	2	.133
Rowand, cf	4	1	1	0	0	1	.133	Erstad, 1b	3	1	1	0	1	0	.308
Pierzynski, c	4	1	1	1	0	2	.200	DaVanon, pr	0	0	0	0	0	0	.000
Crede, 3b	4	0	2	2	0	1	.313	Kotchman, dh	4	0	2	1	0	0	.500
Uribe, ss	3	0	0	0	1	0	.231	B.Molina, c	3	0	1	1	0	0	.154
								Finley, cf	3	0	1	0	0	0	.222
								Kennedy, 2b	3	0	0	0	0	1	.182
<b>TOTALS</b>	<b>33</b>	<b>8</b>	<b>8</b>	<b>8</b>	<b>6</b>	<b>6</b>		<b>TOTALS</b>	<b>32</b>	<b>2</b>	<b>6</b>	<b>2</b>	<b>1</b>	<b>5</b>	

	R	H	E	LOB
White Sox	3	0	1	11
Los Angeles	0	1	0	10

E—F.García (1), Cabrera (1). DP—Chicago 1 (Iguchi to Uribe to Konerko), Los Angeles 1 (Figgins to Kennedy to Erstad). LOB—Chicago 5, Los Angeles 4. RISP—Chicago 4-13; Los Angeles 1-5. 2B—Rowand (2), Kotchman (1). 3B—Podsednik (1). HR—Konerko (2), Pierzynski (1). Runners Moved Up—Dye 2, Kennedy. GDP—Uribe, Finley. SB—Podsednik 2 (2), Dye (1). CS—Crede (1).

White Sox	IP	H	R	ER	BB	K	#Pit	ERA
García (W, 1-0)	9.0	6	2	2	1	5	116	2.00
Los Angeles	IP	H	R	ER	BB	K	#Pit	ERA
Santana (L, 0-1)	4.1	3	6	5	3	2	88	10.38
Shields	1.2	2	0	0	1	1	25	0.00
Donnelly	1.0	0	0	0	1	1	13	0.00
Yan	2.0	3	2	2	1	2	27	9.00

HBP—Iguchi by Santana. T—2:46. A—44,857. Umpires—HP, Ron Kulpa. 1B, Ed Rapuano. 2B, Randy Marsh. 3B, Jerry Crawford. LF, Doug Eddings. RF, Ted Barrett.



Paul Konerko homered in the first inning for the second straight game, helping the Sox gain a 3-1 series edge.

## GAME 5: WHITE SOX 6, ANGELS 3

**Notes:** The White Sox advanced to their first World Series since 1959, defeating Los Angeles, 4-1, in the ALCS ... José Contreras tossed the fourth consecutive complete game by a Sox hurler, retiring his final 15 batters faced as he bounced back after dropping Game 1 ... the Angels led, 3-2, when Joe Crede hit a leadoff homer in the seventh off Kelvim Escobar ... after Aaron Rowand walked, and A.J. Pierzynski reached first on Escobar's error in the eighth, Crede's slow roller up the middle plated Rowand with the go-ahead run ... Paul Konerko, who was named the series MVP, added a RBI double in the ninth and Rowand capped the night with a sacrifice fly ... the Sox won the sixth AL pennant in franchise history.


WHITE SOX	AB	R	H	BI	W	K	AVG	ANGELS	AB	R	H	BI	W	K	AVG
Podsednik, lf	3	0	0	0	2	2	.294	Figgins, 3b	3	1	1	1	0	0	.118
Iguchi, 2b	3	1	0	0	1	1	.176	Cabrera, ss	4	0	0	0	0	0	.200
Dye, rf	4	1	2	1	1	1	.263	Anderson, cf	2	0	1	1	1	0	.176
Konerko, 1b	5	0	1	1	0	1	.286	Guerrero, rf	4	0	0	0	0	0	.050
Everett, dh	5	0	1	0	0	2	.250	Erstad, 1b	4	0	0	0	0	1	.235
Rowand, cf	3	2	1	1	1	0	.167	B.Molina, c	4	0	0	0	0	0	.118
Pierzynski, c	3	0	0	0	0	1	.167	Kotchman, dh	3	0	0	0	1	1	.286
Crede, 3b	3	1	2	3	0	0	.368	Rivera, lf	3	1	1	0	0	0	.111
Uribe, ss	3	1	1	0	1	1	.250	Kennedy, 2b	3	1	2	1	0	0	.286
<b>TOTALS</b>	<b>32</b>	<b>6</b>	<b>8</b>	<b>6</b>	<b>6</b>	<b>9</b>		<b>TOTALS</b>	<b>30</b>	<b>3</b>	<b>5</b>	<b>3</b>	<b>2</b>	<b>2</b>	

	R	H	E	LOB
White Sox	0	1	0	11
Los Angeles	0	0	1	10

E—Contreras (1), Kennedy (1), Escobar (1). DP—Los Angeles 1 (Guerrero to B.Molina to Figgins). LOB—Chicago 9, Los Angeles 4. RISP—Chicago 3-11; Los Angeles 1-4. 2B—Dye (2), Konerko (1), Rowand (3), Uribe (1), Figgins (1), Rivera (1). HR—Crede (2). S—Pierzynski, Figgins. SF—Rowand, Crede, Anderson. Runners Moved Up—Konerko, Cabrera. SB—Podsednik (3). CS—Iguchi (1).

White Sox	IP	H	R	ER	BB	K	#Pit	ERA
Contreras (W, 1-1)	9.0	5	3	3	2	2	114	3.12
Los Angeles	IP	H	R	ER	BB	K	#Pit	ERA
Byrd	4.2	5	2	2	1	1	74	3.38
Shields	1.1	0	0	0	0	1	15	0.00
Escobar (L, 0-2; BS, 1)	1.2	1	2	1	2	5	42	2.08
Rodriguez	1.1	2	2	0	3	2	41	0.00

HBP—Iguchi by Byrd. PB—Pierzynski. T—3:11. A—44,712. Umpires—HP, Ed Rapuano. 1B, Randy Marsh. 2B, Jerry Crawford. 3B, Doug Eddings. LF, Ted Barrett. RF, Ron Kulpa.



Paul Konerko recorded the final out of the ALCS as the Sox advanced to their first World Series since 1959.

# 2005 ALCS

## 2005 ALDS STATISTICS

BATTER	AVG	G	AB	R	H	TB	2B	3B	HR	RBI	SH	SF	HP	BB	IBB	SO	SB	CS	DP	E	SLG	OBP	PINCH HIT				
																							AB	H	HR	RBI	
Crede, J.	.368	5	19	2	7	15	2	0	2	7	0	1	0	0	0	3	0	1	0	0	0	.789	.350	0	0	0	0
Dye, J.	.263	5	19	3	5	7	2	0	0	3	0	0	0	3	0	3	1	0	0	0	.368	.364	0	0	0	0	
Everett, C.	.250	5	20	2	5	5	0	0	0	3	0	0	0	1	0	4	0	0	0	0	.250	.286	0	0	0	0	
RIGHT	.000	2	0	0	0	0	0	0	0	0	0	0	0	0	0	0	0	0	0	0	.000	.000	0	0	0	0	
LEFT	.278	18	5	5	0	0	0	0	3	0	0	0	1	0	4					0	.278	.316	0	0	0	0	
Iguchi, T.	.176	5	17	4	3	4	1	0	0	0	2	0	3	1	0	6	0	1	0	0	.235	.333	0	0	0	0	
Konerko, P.	.286	5	21	2	6	13	1	0	2	7	0	0	0	1	1	4	0	0	0	0	.619	.318	0	0	0	0	
Ozuna, P.	.000	2	0	1	0	0	0	0	0	0	0	0	0	0	0	0	1	0	0	0	.000	.000	0	0	0	0	
Pierzynski, A.	.167	5	18	1	3	6	0	0	1	2	1	0	0	1	0	6	0	1	0	0	.333	.211	0	0	0	0	
Podsednik, S.	.294	5	17	4	5	7	0	1	0	0	0	0	0	6	0	5	3	1	0	0	.412	.478	0	0	0	0	
Rowand, A.	.167	5	18	3	3	6	3	0	0	1	0	1	1	1	0	2	0	0	1	0	.333	.238	0	0	0	0	
Uribe, J.	.250	5	16	1	4	5	1	0	0	0	0	0	0	2	0	3	0	0	1	1	.313	.333	0	0	0	0	
<b>CHICAGO</b>	<b>.248</b>	<b>5</b>	<b>165</b>	<b>23</b>	<b>41</b>	<b>68</b>	<b>10</b>	<b>1</b>	<b>5</b>	<b>23</b>	<b>3</b>	<b>2</b>	<b>4</b>	<b>16</b>	<b>1</b>	<b>36</b>	<b>5</b>	<b>4</b>	<b>2</b>	<b>3</b>	<b>.412</b>	<b>.326</b>	<b>0</b>	<b>0</b>	<b>0</b>	<b>0</b>	
<b>OPPONENTS</b>	<b>.175</b>	<b>5</b>	<b>154</b>	<b>11</b>	<b>27</b>	<b>41</b>	<b>5</b>	<b>0</b>	<b>3</b>	<b>11</b>	<b>3</b>	<b>1</b>	<b>1</b>	<b>4</b>	<b>0</b>	<b>22</b>	<b>2</b>	<b>0</b>	<b>4</b>	<b>7</b>	<b>.266</b>	<b>.200</b>	<b>1</b>	<b>0</b>	<b>0</b>	<b>0</b>	
DH	.250	5	20	2	5	5	0	0	0	3	0	0	0	1	0	4	0	0	0	0	.250	.286	0	0	0	0	

PITCHER	W	L	ERA	G	GS	CG	GF	SHO	SV	IP	H	R	ER	HR	HB	BB	IBB	SO	WP	BK	OPP
																					AVG
Buehrle, M.	1	0	1.00	1	1	1	0	0	0	9.0	5	1	1	1	1	0	0	4	0	0	.167
Contreras, J.	1	1	3.12	2	2	1	0	0	0	17.1	12	6	6	1	0	2	0	6	0	0	.197
Cotts, N.	0	0	0.00	1	0	0	1	0	0	0.2	0	0	0	0	0	0	0	0	0	0	.000
García, F.	1	0	2.00	1	1	1	0	0	0	9.0	6	2	2	0	0	1	0	5	0	0	.188
Garland, J.	1	0	2.00	1	1	1	0	0	0	9.0	4	2	2	1	0	1	0	7	0	0	.138
<b>CHICAGO</b>	<b>4</b>	<b>1</b>	<b>2.20</b>	<b>5</b>	<b>5</b>	<b>4</b>	<b>1</b>	<b>0</b>	<b>0</b>	<b>45.0</b>	<b>27</b>	<b>11</b>	<b>11</b>	<b>3</b>	<b>1</b>	<b>4</b>	<b>0</b>	<b>22</b>	<b>0</b>	<b>0</b>	<b>.175</b>
<b>OPPONENTS</b>	<b>1</b>	<b>4</b>	<b>3.43</b>	<b>5</b>	<b>5</b>	<b>0</b>	<b>5</b>	<b>0</b>	<b>1</b>	<b>44.2</b>	<b>41</b>	<b>23</b>	<b>17</b>	<b>5</b>	<b>4</b>	<b>16</b>	<b>1</b>	<b>36</b>	<b>0</b>	<b>0</b>	<b>.248</b>



The White Sox eliminated the Los Angeles Angels in five games to advance to their first World Series since 1959. Mark Buehrle, Jon Garland, Freddy García and José Contreras threw four consecutive complete-game victories to end the series, the first team to accomplish that feat since the 1928 New York Yankees.



# 2005 WORLD SERIES

## GAME 1: WHITE SOX 5, ASTROS 3

**Notes:** In the first World Series game held in Chicago since 1959, the White Sox posted a 5-3 victory vs. Houston ... Jermaine Dye hit an opposite-field home run off Roger Clemens in the first inning ... the Sox added a pair of runs in the second on A.J. Pierzynski's RBI groundout and Juan Uribe's RBI double ... Lance Berkman evened the game with a two-run double in the third, but Joe Crede put the Sox ahead for good with a solo home run off Wandy Rodríguez in the fourth ... Houston put runners on first and third with no outs in the eighth, but Neal Cotts (two strikeouts) and Bobby Jenks (one strikeout) combined to end the Astros threat ... Clemens left after 2.0 IP with a sore left hamstring ... José Contreras, the sixth Cuban pitcher to ever start a World Series game, earned the victory despite tying a Fall Classic record by hitting three batters.

ASTROS	AB	R	H	BI	W	K	AVG	WHITE SOX	AB	R	H	BI	W	K	AVG
Biggio, 2b	4	1	1	0	0	0	.250	Podsednik, lf	5	0	2	1	0	1	.400
Taveras, cf	3	0	2	0	0	0	.667	Iguchi, 2b	5	0	0	0	0	1	.000
Berkman, lf	4	0	2	2	0	1	.500	Dye, rf	2	1	1	1	2	0	.500
Burke, pr-1f	0	0	0	0	0	0	-	Konerko, 1b	4	0	2	0	0	0	.500
Ensborg, 3b	4	0	0	0	0	1	.000	Everett, dh	3	1	1	0	0	1	.333
Lamb, 1b	4	1	1	1	0	2	.250	Rowand, cf	3	0	1	0	1	1	.333
Bagwell, dh	2	0	0	0	0	1	.000	Pierzynski, c	4	2	1	1	0	0	.250
Lane, rf	4	0	0	0	0	1	.000	Crede, 3b	4	1	1	1	0	0	.250
Ausmus, c	3	0	1	0	0	0	.333	Uribe, ss	2	0	1	1	2	0	.500
Everett, ss	4	1	0	0	0	1	.000								
<b>TOTALS</b>	<b>32</b>	<b>3</b>	<b>7</b>	<b>3</b>	<b>0</b>	<b>7</b>		<b>TOTALS</b>	<b>32</b>	<b>5</b>	<b>10</b>	<b>5</b>	<b>5</b>	<b>4</b>	

	R	H	E	LOB
Houston	0	1	2	0
White Sox	1	2	0	1

E—A. Everett (1). DP—Houston 2 (Biggio to Everett to Lamb; Lamb to Everett to Rodríguez), Chicago 1 (Uribe to Iguchi to Konerko). LOB—Houston 6, Chicago 9. RISP—Houston 2-11; Chicago 2-10. 2B—Taveras (2), Berkman (1), Uribe (1). 3B—Podsednik (1). HR—Lamb (1), Dye (1), Crede (1). S—Taveras, C. Everett. GDP—Lane, Iguchi, Pierzynski. SB—Burke (1), Podsednik (1), Pierzynski (1).

Houston	IP	H	R	ER	BB	K	#Pit	ERA
Clemens	2.0	4	3	3	0	1	54	13.50
Rodríguez (L, 0-1)	3.1	4	1	1	5	1	68	2.70
Qualls	1.2	0	0	0	0	2	24	0.00
Springer	1.0	2	1	1	0	0	23	9.00

White Sox	IP	H	R	ER	BB	K	#Pit	ERA
Contreras (W, 1-0)	7.0	6	3	3	0	2	82	3.86
Cotts (H, 1)	0.2	1	0	0	0	2	16	0.00
Jenks (S, 1)	1.1	0	0	0	0	3	14	0.00

Contreras pitched to 1 batter in the 8th. HBP—Bagwell 2, by Contreras; Ausmus by Contreras. T—3:13. A—41,206. Umpires—HP, Joe West. 1B, Jeff Nelson. 2B, Jerry Layne. 3B, Derryl Cousins. LF, Gary Cederstrom. RF, Ángel Hernández.



**Jermaine Dye, the World Series MVP, hit a solo home run off Roger Clemens in the first inning of Game 1.**

## GAME 2: WHITE SOX 7, ASTROS 6

**Notes:** Paul Konerko hit the 18th grand slam in World Series history, and Scott Podsednik hit a game-ending home run as the White Sox won Game 2, 7-6 ... with the Sox trailing, 4-2, in the seventh inning, Konerko homered on Chad Qualls' first pitch to put the Sox in front, 6-4 ... Houston tied the game in the ninth when pinch-hitter José Vizcaino laced an opposite-field, two-run single off Bobby Jenks with two outs to set up Podsednik's heroics ... Podsednik, who went homerless in the regular season, hit a 2-1 pitch from Brad Lidge over the right-center field fence for the 14th game-ending homer in World Series history ... the game was delayed seven minutes by rain, the first in a World Series since Game 3 in 1993 at Philadelphia (1:12) ... each Sox player collected at least one hit.

ASTROS	AB	R	H	BI	W	K	AVG	WHITE SOX	AB	R	H	BI	W	K	AVG
Biggio, 2b	4	0	0	0	0	1	.125	Podsednik, lf	5	1	1	1	0	1	.300
Brunnett, 2b	0	0	0	0	0	0	-	Iguchi, 2b	3	1	1	0	1	1	.125
Lamb, ph-1b	1	0	0	0	0	0	.200	Dye, rf	3	1	1	0	0	0	.400
Taveras, cf	4	2	2	0	0	0	.571	Konerko, 1b	4	1	1	4	0	1	.375
Berkman, 1b-1f	3	0	1	3	0	2	.429	Everett, dh	4	0	2	0	0	1	.429
Ensborg, 3b	4	1	1	1	0	1	.125	Rowand, cf	4	1	2	0	0	0	.250
Bagwell, dh	4	1	1	0	0	0	.167	Pierzynski, c	4	1	1	0	0	1	.250
Lane, rf	4	0	1	0	0	2	.125	Crede, 3b	4	0	1	1	0	0	.250
Burke, lf-2b	3	1	0	0	1	0	.000	Uribe, ss	4	1	2	1	0	0	.500
Ausmus, c	4	1	2	0	0	0	.429								
Everett, ss	3	0	0	0	0	2	.000								
Vizcaino, ph-ss1	0	1	2	0	0	1	1.000								
<b>TOTALS</b>	<b>35</b>	<b>6</b>	<b>9</b>	<b>6</b>	<b>1</b>	<b>8</b>		<b>TOTALS</b>	<b>35</b>	<b>7</b>	<b>12</b>	<b>7</b>	<b>1</b>	<b>5</b>	

	R	H	E	LOB
Houston	0	1	1	0
White Sox	0	2	0	0

One out when winning run scored. E—NONE. LOB—Houston 4, Chicago 5. RISP—Houston 4-10; Chicago 2-10. 2B—Berkman (2), Ausmus (1), Rowand (1), Uribe (2) (3). 3B—Taveras (1). HR—Ensborg (1), Podsednik (1), Konerko (1). SF—Berkman. SB—Lane (1), Uribe (1). CS—C. Everett (1).

Houston	IP	H	R	ER	BB	K	#Pit	ERA
Pettitte	6.0	8	2	2	0	4	98	3.00
Wheeler (H, 1)	0.2	1	3	3	1	1	22	40.50
Qualls (BS, 1)	0.2	2	1	1	0	0	10	3.86
Gallo	0.2	0	0	0	0	0	4	0.00
Lidge (L, 0-1)	0.1	1	1	1	0	0	9	27.00

White Sox	IP	H	R	ER	BB	K	#Pit	ERA
Buehrle	7.0	7	4	4	0	6	100	5.14
Politte	1.0	0	0	0	0	1	11	0.00
Jenks (BS, 1)	0.2	2	2	2	1	1	16	9.00
Cotts (W, 1-0)	0.1	0	0	0	0	0	5	0.00

HBP—Dye by Wheeler. T—3:11. A—41,432. Umpires—HP, Jeff Nelson. 1B, Jerry Layne. 2B, Derryl Cousins. 3B, Gary Cederstrom. LF, Ángel Hernández. RF, Joe West.



**Paul Konerko connected on a seventh-inning grand slam to give the Sox a 6-4 lead in Game 2.**

WHITE SOX OVERVIEW

MANAGER & COACHES

PLAYERS & ROSTER

2020 SEASON REVIEW

POSTSEASON HISTORY

MEDIA INFO. & MISC.

# 2005 WORLD SERIES

WHITE SOX OVERVIEW

MANAGER & COACHES

PLAYERS & ROSTER

2020 SEASON REVIEW

POSTSEASON HISTORY

MEDIA INFO. & MISC.

## GAME 3: WHITE SOX 7, ASTROS 5 (14)

**Notes:** For the second straight game, an unlikely hero came to the forefront for the White Sox as Geoff Blum hit a solo home run in the 14th inning to break a 5-5 tie ... Blum, who had one prior postseason at-bat, entered the longest game in World Series history in the 13th and lined a 2-0 pitch over the right-field wall to give the Sox the lead ... Chicago added an insurance run on Chris Widger's bases-loaded walk ... Houston put runners on the corners in the 14th, but Game 2 starter Mark Buehrle came on to retire Adam Everett on a popout to shortstop Juan Uribe to end the game ... the Astros left the winning run at third base in the ninth and at second in the 10th and 11th ... Jon Garland allowed four runs in the first 4.0 IP but retired 12 of his last 13 batters faced ... Chicago overcame a 4-0 deficit by scoring five runs in the fifth off Roy Oswalt, highlighted by Joe Crede's solo homer and A.J. Pierzynski's two-run double that put the Sox ahead, 5-4 ... Jason Lane's double off Dustin Hermanson in the eighth tied the game at 5-5 ... the 43 players used by both teams was a World Series record, and it marked the first Series game played in Texas.

WHITE SOX	AB	R	H	BI	W	K	AVG	ASTROS	AB	R	H	BI	W	K	AVG
Podsednik, lf	8	1	2	0	0	2	.278	Biggio, 2b	6	2	2	1	1	3	.214
Iguchi, 2b	7	1	2	1	0	1	.200	Astacio, p	0	0	0	0	0	0	-
Marte, p	0	0	0	0	0	0	-	Rodriguez, p	0	0	0	0	0	0	-
Buehrle, p	0	0	0	0	0	0	-	Taveras, cf	6	0	0	0	0	3	.308
Dye, rf	7	1	2	1	0	1	.333	Berkman, lf-1b	5	0	2	1	2	1	.417
Konerko, 1b	4	0	1	0	2	0	.333	Ensborg, 3b	6	1	1	1	1	3	.143
Pierzynski, c	3	0	1	2	2	0	.273	Lamb, 1b	3	0	0	0	1	1	.125
Hernández, p	0	0	0	0	0	0	-	Brunlett, pr-lf	0	0	0	0	0	0	-
Vizcaino, p	0	0	0	0	0	0	-	Lidge, p	0	0	0	0	0	0	-
Pérez, ph	1	0	0	0	0	0	.000	Palmeiro, ph-lf	1	0	0	0	2	0	.000
Jenks, p	0	0	0	0	0	0	-	Lane, rf	6	1	2	2	1	0	.214
Blum, 2b	1	1	1	1	0	0	1.000	Ausmus, c	6	0	0	0	1	2	.231
Rowand, cf	6	1	1	0	1	3	.308	Everett, ss	5	1	1	0	1	1	.083
Crede, 3b	5	1	2	1	1	0	.308	Oswalt, p	1	0	0	0	0	0	.000
Uribe, ss	6	1	1	0	1	1	.333	Springer, p	0	0	0	0	0	0	-
Widger, c	1	0	0	1	2	1	.000								
<b>TOTALS</b>	<b>53</b>	<b>7</b>	<b>14</b>	<b>7</b>	<b>9</b>	<b>11</b>		<b>TOTALS</b>	<b>47</b>	<b>5</b>	<b>8</b>	<b>5</b>	<b>12</b>	<b>14</b>	

	R	H	E	LOB
White Sox	0	0	0	5
Houston	1	0	2	1

E—Hernández (1), Uribe (2), Ensberg (1). DP—Chicago 2 (Uribe to Iguchi to Konerko; Uribe to Konerko), Houston 4 (Everett to Lamb; Everett to Biggio; Ausmus to Everett to Berkman; Ensberg to Vizcaino to Berkman). LOB—Chicago 15, Houston 15. RISP—Chicago 3-14; Houston 4-16. 2B—Konerko (1), Pierzynski (1), Biggio (1), Lane (1). HR—Blum (1), Crede (2), Lane (1). S—A.Everett, Oswalt. GDP—Podsednik, Dye, Konerko, Ensberg, Ausmus. SB—Podsednik (2), Harris (1), Burke (2). CS—A.Everett (1).

White Sox	IP	H	R	ER	BB	K	#Pit	ERA
Garland	7.0	7	4	2	2	4	93	2.57
Politte (H, 2)	0.2	0	1	1	1	1	14	5.40
Cotts	0.0	0	0	0	1	0	5	0.00
Hermanson (BS, 1)	0.1	1	0	0	0	1	8	0.00
Hernández	1.0	0	0	0	4	2	28	0.00
Vizcaino	1.0	0	0	0	1	0	14	0.00
Jenks	2.0	0	0	0	1	3	41	4.50
Marte (W, 1-0)	1.2	0	0	0	2	3	39	0.00
Buehrle (S, 1)	0.1	0	0	0	0	0	3	4.91

Houston	IP	H	R	ER	BB	K	#Pit	ERA
Oswalt	6.0	8	5	5	5	3	113	7.50
Springer	1.0	0	0	0	0	1	9	4.50
Wheeler	1.1	1	0	0	0	0	21	13.50
Gallo	0.1	0	0	0	0	0	5	0.00
Lidge	1.1	0	0	0	0	3	17	5.40
Qualls	3.0	1	0	0	2	3	42	1.69
Astacio (L, 0-1)	0.2	4	2	2	2	0	27	27.00
Rodriguez	0.1	0	0	0	0	1	3	2.45

Cotts pitched to 1 batter in 8th; Hernández pitched to 1 batter in 10th; Oswalt pitched to 1 batter in 7th.

HBP—Crede by Oswalt; Konerko by Wheeler; Taveras by Jenks. T—5:41. A—42,848. Umpires—HP, Jerry Layne. 1B, Derryl Cousins. 2B, Gary Cederstrom. 3B, Ángel Hernández. LF, Joe West. RF, Jeff Nelson.

## GAME 4: WHITE SOX 1, ASTROS 0

**Notes:** The White Sox captured their first World Series title since 1917 with a 1-0 victory over the Astros at Minute Maid Park ... Jermaine Dye, the eventual Most Valuable Player of the series, drove in the only run with an eighth-inning single off Brad Lidge that scored Willie Harris ... Harris led off the eighth with a single, moved to second on a sacrifice bunt by Scott Podsednik and to third on Carl Everett's ground out ... Bobby Jenks pitched a scoreless ninth inning for the save with help from Juan Uribe, who dove into the stands down the left-field line to record the second out of the final frame before retiring Orlando Palmeiro on a grounder to end the game ... starters Brandon Backe and Freddy García each tossed 7.0 scoreless IP ... the Astros were 0-11 with runners in scoring position and were held without a run in the final 15 innings of the World Series ... Chicago went 11-1 in the postseason, tied for the second-best playoff record since 1969 (minimum seven games).

WHITE SOX	AB	R	H	BI	W	K	AVG	ASTROS	AB	R	H	BI	W	K	AVG
Podsednik, lf	3	0	1	0	0	0	.286	Biggio, 2b	4	0	1	0	0	0	.222
Iguchi, 2b	3	0	0	0	0	0	.167	Taveras, cf	2	0	1	0	0	0	.333
Everett, ph	1	0	0	0	0	0	.444	Berkman, lf	1	0	0	0	0	3	.385
Politte, p	0	0	0	0	0	0	-	Ensborg, 3b	4	0	0	0	0	2	.111
Cotts, p	0	0	0	0	0	0	-	Lamb, 1b	2	0	1	0	1	0	.200
Jenks, p	0	0	0	0	0	0	-	Vizcaino, ph-1b	1	0	0	0	0	0	.500
Dye, rf	4	0	3	1	0	1	.438	Lane, rf	4	0	1	0	0	2	.222
Konerko, 1b	4	0	0	0	0	2	.250	Ausmus, c	3	0	1	0	0	1	.250
Pierzynski, c	4	0	1	0	0	1	.267	Everett, ss	3	0	0	0	0	0	.067
Rowand, cf	4	0	1	0	0	2	.294	Burke, ph	1	0	0	0	0	0	.000
Crede, 3b	4	0	1	0	0	2	.294	Backe, p	2	0	0	0	0	1	.000
Uribe, ss	4	0	0	0	0	2	.250	Bagwell, ph	1	0	0	0	0	0	.125
García, p	2	0	0	0	0	0	.000	Lidge, p	0	0	0	0	0	0	-
Harris, ph-2b	1	1	1	0	0	0	1.000	Palmeiro, ph	1	0	0	0	0	0	.000
<b>TOTALS</b>	<b>34</b>	<b>1</b>	<b>8</b>	<b>1</b>	<b>0</b>	<b>10</b>		<b>TOTALS</b>	<b>29</b>	<b>0</b>	<b>5</b>	<b>0</b>	<b>4</b>	<b>7</b>	

	R	H	E	LOB
White Sox	0	0	0	0
Houston	0	0	0	0

E—NONE. DP—Chicago 1 (Crede to Iguchi to Konerko). LOB—Chicago 7, Houston 9. RISP—Chicago 1-8; Houston 0-11. 2B—Dye (1), Pierzynski (2), Crede (1), Lamb (1). 3B—Podsednik (2). S—Podsednik, Taveras, Ausmus. Runners Moved Up—C. Everett, Ensberg. GDP—A.Everett. SB—Taveras (1), Berkman (1).

White Sox	IP	H	R	ER	BB	K	#Pit	ERA
García (W, 1-0)	7.0	4	0	0	3	7	107	0.00
Politte (H, 3)	0.2	0	0	0	1	0	15	3.86
Cotts (H, 2)	0.1	0	0	0	0	0	5	0.00
Jenks (S, 2)	1.0	1	0	0	0	0	17	3.60

Houston	IP	H	R	ER	BB	K	#Pit	ERA
Backe	7.0	5	0	0	0	7	100	0.00
Lidge (L, 0-2)	2.0	3	1	1	0	3	26	4.91

HBP—Taveras by Politte. WP—Politte. T—3:20. A—42,936. Umpires—HP, Derryl Cousins. 1B, Gary Cederstrom. 2B, Ángel Hernández. 3B, Joe West. LF, Jeff Nelson. RF, Jerry Layne.



The White Sox celebrate their first World Series Championship since 1917.

# 2005 WORLD SERIES

## 2005 WORLD SERIES STATISTICS

BATTER	AVG	G	AB	R	H	TB	2B	3B	HR	RBI	SH	SF	HP	BB	IBB	SO	SB	CS	GI			PINCH HIT				
																			DP	E	SLG	OBP	AB	H	HR	RBI
Blum, G.	1.000	1	1	1	1	4	0	0	1	1	0	0	0	0	0	0	0	0	0	0	4.000	1.000	0	0	0	0
RIGHT	.000		0		0	0	0	0	0	0	0	0	0	0	0	0				0	.000	.000	0	0	0	0
LEFT	1.000		1		1	4	0	0	1	1	0	0	0	0	0	0				0	4.000	1.000	0	0	0	0
Crede, J.	.294	4	17	2	5	12	1	0	2	3	0	0	1	1	0	2	0	0	0	0	.706	.368	0	0	0	0
Dye, J.	.438	4	16	3	7	11	1	0	1	3	0	0	1	2	0	2	0	0	1	0	.688	.526	0	0	0	0
Everett, C.	.444	4	9	1	4	4	0	0	0	0	1	0	0	0	0	2	0	1	0	0	.444	.444	2	1	0	0
RIGHT	.250		4		1	1	0	0	0	0	1	0	0	0	0	2				0	.250	.250	0	0	0	0
LEFT	.600		5		3	3	0	0	0	0	0	0	0	0	0	0				0	.600	.600	2	1	0	0
Harris, W.	1.000	2	1	1	1	1	0	0	0	0	0	0	0	0	0	0	1	0	0	0	1.000	1.000	1	1	0	0
Iguchi, T.	.167	4	18	2	3	3	0	0	0	1	0	0	0	1	0	3	0	0	1	0	.167	.211	0	0	0	0
Konerko, P.	.250	4	16	1	4	8	1	0	1	4	0	0	1	2	1	3	0	0	1	0	.500	.368	0	0	0	0
Pérez, T.	.000	1	1	0	0	0	0	0	0	0	0	0	0	0	0	0	0	0	0	0	.000	.000	1	0	0	0
Pierzynski, A.	.267	4	15	3	4	6	2	0	0	3	0	0	0	2	0	2	1	0	1	0	.400	.353	0	0	0	0
Podsednik, S.	.286	4	21	2	6	13	0	2	1	2	1	0	0	0	0	4	2	0	1	0	.619	.286	0	0	0	0
Rowand, A.	.294	4	17	2	5	6	1	0	0	0	0	0	0	2	1	6	0	0	0	0	.353	.368	0	0	0	0
Uribe, J.	.250	4	16	2	4	7	3	0	0	2	0	0	0	3	0	3	1	0	0	2	.438	.368	0	0	0	0
Widger, C.	.000	1	1	0	0	0	0	0	0	1	0	0	0	2	0	1	0	0	0	0	.000	.667	0	0	0	0
García, F.	.000	1	2	0	0	0	0	0	0	0	0	0	0	0	0	0	0	0	0	0	.000	.000	0	0	0	0
Garland, J.	.000	1	3	0	0	0	0	0	0	0	0	0	0	0	2	0	0	0	0	0	.000	.000	0	0	0	0
<b>CHICAGO</b>	<b>.286</b>	<b>4</b>	<b>154</b>	<b>20</b>	<b>44</b>	<b>75</b>	<b>9</b>	<b>2</b>	<b>6</b>	<b>20</b>	<b>2</b>	<b>0</b>	<b>3</b>	<b>15</b>	<b>2</b>	<b>30</b>	<b>5</b>	<b>1</b>	<b>5</b>	<b>3</b>	<b>.487</b>	<b>.360</b>	<b>4</b>	<b>2</b>	<b>0</b>	<b>0</b>
<b>OPPONENTS</b>	<b>.203</b>	<b>4</b>	<b>143</b>	<b>14</b>	<b>29</b>	<b>48</b>	<b>8</b>	<b>1</b>	<b>3</b>	<b>14</b>	<b>5</b>	<b>1</b>	<b>5</b>	<b>17</b>	<b>3</b>	<b>36</b>	<b>5</b>	<b>1</b>	<b>4</b>	<b>2</b>	<b>.336</b>	<b>.307</b>	<b>7</b>	<b>1</b>	<b>0</b>	<b>2</b>
DH	.429	4	7	1	3	3	0	0	0	0	1	0	0	0	0	2	0	1	0	0	.429	.429	0	0	0	0

PITCHER	W	L	ERA	G	GS	CG	GF	SHO	SV	IP	H	R	ER	HR	HB	BB	IBB	SO	WP	BK	OPP
																					AVG
Buehrle, M.	0	0	4.91	2	1	0	1	0	1	7.1	7	4	4	1	0	0	0	6	0	0	.250
Contreras, J.	1	0	3.86	1	1	0	0	0	0	7.0	6	3	3	1	3	0	0	2	0	0	.240
Cotts, N.	1	0	0.00	4	0	0	1	0	0	1.1	1	0	0	0	0	1	0	2	0	0	.200
García, F.	1	0	0.00	1	1	0	0	0	0	7.0	4	0	0	0	0	3	1	7	0	0	.174
Garland, J.	0	0	2.57	1	1	0	0	0	0	7.0	7	4	2	1	0	2	0	4	0	0	.292
Hermanson, D.	0	0	0.00	1	0	0	0	0	0	0.1	1	0	0	0	0	0	0	1	0	0	.500
Hernández, O.	0	0	0.00	1	0	0	0	0	0	1.0	0	0	0	0	0	4	1	2	0	0	.000
Jenks, B.	0	0	3.60	4	0	0	2	0	2	5.0	3	2	2	0	1	2	0	7	0	0	.176
Marte, D.	1	0	0.00	1	0	0	0	0	0	1.2	0	0	0	0	0	2	0	3	0	0	.000
Politte, C.	0	0	3.86	3	0	0	0	0	0	2.1	0	1	1	0	1	2	1	2	1	0	.000
Vizcaíno, L.	0	0	0.00	1	0	0	0	0	0	1.0	0	0	0	0	0	1	0	0	0	0	.000
<b>CHICAGO</b>	<b>4</b>	<b>0</b>	<b>2.63</b>	<b>4</b>	<b>4</b>	<b>0</b>	<b>4</b>	<b>1</b>	<b>3</b>	<b>41.0</b>	<b>29</b>	<b>14</b>	<b>12</b>	<b>3</b>	<b>5</b>	<b>17</b>	<b>3</b>	<b>36</b>	<b>1</b>	<b>0</b>	<b>.203</b>
<b>OPPONENTS</b>	<b>0</b>	<b>4</b>	<b>4.58</b>	<b>4</b>	<b>4</b>	<b>0</b>	<b>4</b>	<b>0</b>	<b>0</b>	<b>39.1</b>	<b>44</b>	<b>20</b>	<b>20</b>	<b>6</b>	<b>3</b>	<b>15</b>	<b>2</b>	<b>30</b>	<b>0</b>	<b>0</b>	<b>.286</b>



Scott Podsednik hit the 18th game-ending home run in World Series history off Brad Lidge in Game 2. Podsednik, who did not homer in the regular season, hit two in the playoffs.

WHITE SOX OVERVIEW

MANAGER & COACHES

PLAYERS & ROSTER

2020 SEASON REVIEW

POSTSEASON HISTORY

MEDIA INFO. & MISC.



# 2008 ALDS

## TAMPA BAY RAYS 3, CHICAGO WHITE SOX 1

**Recap:** Tampa Bay, making its first postseason appearance in the 11-year history of the franchise, defeated the White Sox, 3-1, in the ALDS ... the Sox were outscored, 21-13, and were limited to a .236 (30-127) batting average ... Chicago held the lead in each of the first two games at Tropicana Field ... Jermaine Dye tied a franchise playoff record with four hits in Game 2 ... the Sox six-game road winning streak in the playoffs ended with a 6-4 loss in Game 1 ... Paul Konerko hit two home runs, upping his franchise postseason record to seven ... Octavio Dotel pitched in all four games ... the White Sox reached the playoffs by becoming the first team in major-league history to win each of their last three games of the season, all against a different opponent ... they clinched the AL Central division with a 1-0 victory vs. Minnesota in a one-game playoff at U.S. Cellular Field on October 1 ... Jim Thome's seventh-inning home run was the difference as the Sox reached the postseason for the third time in the decade.

### GAME 1: RAYS 6, WHITE SOX 4

White Sox	0	0	3	0	0	0	0	0	1	—	4
Rays	0	1	3	0	2	0	0	0	x	—	6

**WP:** Shields      **LP:** Vázquez      **Save:** Wheeler  
**Time:** 3:10      **Att:** 35,041      **HR:** Longoria 2, Wise, Konerko

**Recap:** Rookie Evan Longoria went 3-3 with two home runs and three RBI to lead the Rays, making their first ever postseason appearance, to a 6-4 victory over the White Sox in Game 1 of the ALDS ... Dewayne Wise hit a three-run homer in the third inning to give the Sox a 3-1 lead, but Tampa Bay responded with three runs in the bottom of the third and two in the fifth ... Sox starter Javier Vázquez allowed all six runs on eight hits over 4.1 IP ... rookie Clayton Richard threw 3.1 scoreless IP in relief of Vázquez ... Paul Konerko hit a solo home run in the ninth for the White Sox, whose six-game road winning streak in the postseason came to an end.

### GAME 2: RAYS 6, WHITE SOX 2

White Sox	2	0	0	0	0	0	0	0	0	—	2
Rays	0	1	0	0	2	0	0	3	x	—	6

**WP:** Kazmir      **LP:** Buehrle      **Save:** None  
**Time:** 3:10      **Att:** 35,257      **HR:** Iwamura

**Recap:** Tampa Bay took a 2-0 lead in the ALDS with a 6-2 victory over Chicago in Game 2 ... the White Sox carried a 2-1 lead into the fifth inning, but Akinori Iwamura hit a two-run homer off Mark Buehrle to give the Rays a lead they never relinquished ... Tampa Bay added three runs in the eighth inning to put the game out of reach ... the Sox collected 12 hits (all singles) but left 11 runners on base, including six in the first four innings ... Buehrle gave up five runs on 10 hits over 7.0 IP ... Jermaine Dye went 4-5 to tie the club record for hits in a postseason game ... eight of nine Sox starters had at least one hit.

### GAME 3: WHITE SOX 5, RAYS 3

Rays	0	1	0	0	0	0	2	0	0	—	3
White Sox	0	0	1	3	0	1	0	0	x	—	5

**WP:** Danks      **LP:** Garza      **Save:** Jenks  
**Time:** 3:07      **Att:** 40,142      **HR:** Upton

**Recap:** Twenty-three-year-old left-hander John Danks threw 6.2 solid IP to lead the White Sox to a 5-3 victory over Tampa Bay and trim their deficit in the ALDS to 2-1 ... Danks, making his postseason debut, allowed three runs on seven hits as the White Sox won for the sixth time in their last seven home playoff games ... Danks held the Rays to one run through 6.0 IP before yielding a two-run homer to B.J. Upton in the seventh ... A.J. Pierzynski tied the game at 1-1 with a RBI single in the

third inning, and Dewayne Wise's two-run double capped a three-run fourth for the Sox ... three Chicago relievers held the Rays scoreless over the final 2.1 IP, with Bobby Jenks earning the save ... Ken Griffey Jr., playing in the postseason for the first time since 1997 with Seattle, went 2-2 with a walk and run scored ... the White Sox tied a club postseason single-game record with three stolen bases.

### GAME 4: RAYS 6, WHITE SOX 2

Rays	1	0	1	2	1	0	1	0	0	—	6
White Sox	0	0	0	1	0	1	0	0	0	—	2

**WP:** Sonnanstine      **LP:** Floyd      **Save:** None  
**Time:** 3:13      **Att:** 40,454      **HR:** Upton 2, Konerko, Dye

**Recap:** B.J. Upton hit a pair of home runs as Tampa Bay recorded a 6-2 victory over the White Sox to advance to the American League Championship Series ... Upton hit solo shots off Gavin Floyd in the first and third innings to help the Rays build a 4-0 lead ... Gavin Floyd, a 17-game winner during the regular season, allowed four runs on five hits over 3.2 IP ... rookie Clayton Richard kept the Sox in the game by holding Tampa Bay to one run on two hits over 3.0 IP ... Paul Konerko and Jermaine Dye hit solo home runs in the losing effort ... no other Sox runners advanced past first base ... the Rays outhit the Sox, 10-4, and stole four bases.

### ALDS STATISTICS

Player	AVG	G	AB	R	H	2B	3B	HR	RBI	SB	CS	BB	SO
Pierzynski	.385	4	13	1	5	1	0	0	1	0	1	2	1
Dye	.375	4	16	1	6	1	0	1	1	0	0	1	3
Konerko	.313	4	16	3	5	0	0	2	2	0	0	1	1
Wise	.286	3	7	2	2	1	0	1	5	1	0	1	2
Ramirez	.250	4	12	1	3	0	0	0	2	0	0	1	1
Swisher	.250	3	4	1	1	0	0	0	0	0	0	2	1
Griffey Jr.	.200	3	10	1	2	0	0	0	0	0	0	1	5
Uribe	.167	4	12	0	2	0	0	0	1	1	0	0	5
Cabrera	.125	4	16	1	2	0	0	0	0	0	0	0	3
Thome	.125	4	16	1	2	1	0	0	1	0	0	1	3
Anderson	.000	3	5	1	0	0	0	0	0	1	0	0	4
<b>TOTALS</b>	<b>.236</b>	<b>4</b>	<b>127</b>	<b>13</b>	<b>30</b>	<b>4</b>	<b>0</b>	<b>4</b>	<b>13</b>	<b>3</b>	<b>1</b>	<b>10</b>	<b>29</b>

Pitcher	W-L	ERA	G-GS	CG	SV	IP	H	R	ER	BB	SO
Jenks	0-0	0.00	1-0	0	1	1.0	1	0	0	0	1
Linebrink	0-0	0.00	1-0	0	0	1.0	1	0	0	0	1
Thornton	0-0	0.00	3-0	0	0	3.1	2	0	0	2	2
Richard	0-0	1.42	2-0	0	0	6.1	5	1	1	3	6
Danks	1-0	4.05	1-1	0	0	6.2	7	3	3	3	7
Buehrle	0-1	6.43	1-1	0	0	7.0	10	5	5	0	3
Floyd	0-1	12.00	1-1	0	0	3.0	5	4	4	2	4
Vázquez	0-1	12.46	1-1	0	0	4.1	8	6	6	1	6
Dotel	0-0	13.50	4-0	0	0	1.1	2	2	2	0	3
<b>TOTALS</b>	<b>1-3</b>	<b>5.56</b>	<b>4-4</b>	<b>0</b>	<b>1</b>	<b>34.0</b>	<b>41</b>	<b>21</b>	<b>21</b>	<b>12</b>	<b>33</b>



**Jim Thome hit a game-winning solo home run in the seventh inning of Game 163 vs. Minnesota on September 30, 2008 as the White Sox clinched the American League Central title.**

# MEDIA AND MISCELLANEOUS

A photograph of Ken 'Hawk' Harrelson, a legendary White Sox television play-by-play announcer, standing on a baseball field. He is wearing a blue and white plaid shirt, dark trousers, and white shoes. He has his arms raised in a celebratory gesture, and he is wearing sunglasses and a watch. The background shows a large crowd of spectators in a stadium.

**Legendary White Sox television play-by-play announcer Ken “Hawk” Harrelson was selected as the 2020 Ford C. Frick Award winner. Due to the COVID-19 pandemic, all induction ceremonies at the National Baseball Hall of Fame and Museum in Cooperstown, N.Y. have been rescheduled for 2021.**



# MEDIA GUIDELINES



## 2020 POSTSEASON MEDIA REGULATIONS

### These guidelines govern media access to ballparks for the entire 2020 Postseason:

The following are Major League Baseball's 2020 Postseason regulations for Club/Media Relations. They are to be observed by all parties and they supersede championship season policies.

**1. MEDIA ENTRY:** All approved media members will be screened for entry to ballparks, subject to the same standards and policies that will govern entry for Tier 3 Individuals, which are described in MLB's 2020 Operations Manual. This will include credential, security, medical, and temperature screening. Failure to comply with this screening will result in entry to the ballpark being denied. Clubs must begin to allow media into the ballpark no later than four hours prior to first pitch. Media must leave the ballpark no later than 90 minutes following the conclusion of postgame interviews.

**2. FOLLOWING HEALTH AND SAFETY RULES:** By receiving a media credential, a media member agrees to observe all MLB and Club rules; any applicable government orders in a local market; and other precautionary steps that are in place to preserve health and safety. Media members must wear face coverings at all times and practice physical distancing while inside a Club facility. Media members should bring their own face coverings to the ballpark, but Clubs are permitted to provide face coverings to media upon request. Media members are required to wash or sanitize their hands frequently and may be required to wear gloves in certain instances. Failure to comply with any health and safety initiatives will result in a loss of access to the ballpark.

**3. RESTRICTED AREAS:** Approved media members will not be permitted in Restricted Areas or in close proximity to Tier 1 Individuals. Restricted Areas include areas of the ballparks frequented by on-field personnel, including personnel at off-site locations. The Restricted Areas include clubhouses, locker rooms, playing fields, dugouts, training rooms, weight rooms and interview rooms.

**4. CREDENTIALING:** A limited number of media members (including photographers) may receive Tier 3 credentials and access to certain Non-Restricted Areas.

- Media credential applications for the 2020 Postseason are now available at <https://credentials.mlb.com>. This online form is the only acceptable application for 2020 Division Series, League Championship Series and World Series media credentials as no other application or request will be processed. **Applications must be completed by the Sports Editor or Sports Director and received by Major League Baseball no later than Friday, October 2<sup>nd</sup>.**
- BBWAA Cards, including gold cards, will not be honored during the 2020 Postseason.

**5. WORKSPACE:** Media members are limited to the workspace provided for them and must not enter other areas of the facility. Physically distanced media workspace(s) within the ballpark, with a roof overhead, will be provided for credentialed media members. The media workspace may be outside of the press box, due to health and safety considerations. MLB will work with Clubs to establish a physically distanced area outside of the ballpark to accommodate TV requests for live shots or news stories. MLB will provide statistical services electronically throughout the Postseason, and we advise all media to register for use of [MLBPressbox.com](http://MLBPressbox.com).

- Members of the media will work only from their assigned working area.
- Members of the media will not be permitted to roam the ballpark.
- The media workspace must be cleaned and disinfected after every use.
- Elevators should only be used by media members who are unable to use stairs, and limits should be placed on the number of occupants permitted in a single elevator.

**6. VIRTUAL INTERVIEWS:** All pregame and postgame interviews must take place by video conference or telephone call and shall be coordinated by Club Media Relations/Communications personnel.

- No media will have direct access to players, the manager or other baseball operations personnel.
- This policy is subject to ongoing review by Major League Baseball and its Clubs, based on the advice of medical experts and the applicable local guidance in the host city to determine when and if it would be feasible to introduce in-person, physically distanced interviews or press conferences.
- Only Tier 1 and Tier 2 Individuals may assist interviewees with interview logistics (e.g., holding a microphone, using a video camera).
- Video b-roll of workouts and batting practices and audio/video of media availability appearances should be made available by MLB and the Club Media Relations/Communications Department.



# 2020 POSTSEASON SCHEDULE

## WILD CARD SERIES (BEST-OF-THREE)

Date	Matchup	Game
Sept. 29	6 Houston at 3 Minnesota (1 CT)	Game 1
	<b>7 White Sox at 2 Oakland (2 CT)</b>	<b>Game 1</b>
	8 Toronto at 1 Tampa Bay (4 CT)	Game 1
	5 NY Yankees at 4 Cleveland (6 CT)	Game 1
Sept. 30	7 Cincinnati at 2 Atlanta (11am CT)	Game 1
	6 Houston at 3 Minnesota (12 CT)	Game 2
	6 Miami at 3 Chicago Cubs (1 CT)	Game 1
	<b>7 White Sox at 2 Oakland (2 CT)</b>	<b>Game 2</b>
	8 Toronto at 1 Tampa Bay (3 CT)	Game 2
	5 St. Louis at 4 San Diego (4 CT)	Game 1
	5 NY Yankees at 4 Cleveland (6 CT)	Game 2
	8 Milwaukee at 1 LA Dodgers (9 CT)	Game 1
Oct. 1	8 Milwaukee at 1 LA Dodgers	Game 2
	5 St. Louis at 4 San Diego	Game 2
	7 Cincinnati at 2 Atlanta	Game 2
	6 Miami at 3 Chicago Cubs	Game 2
	<b>7 White Sox at 2 Oakland</b>	<b>Game 3</b>
	6 Houston at 3 Minnesota	Game 3
	8 Toronto at 1 Tampa Bay	Game 3
Oct. 2	5 NY Yankees at 4 Cleveland	Game 3
	8 Milwaukee at 1 LA Dodgers	Game 3
	5 St. Louis at 4 San Diego	Game 3
	7 Cincinnati at 2 Atlanta	Game 3
Oct. 2	6 Miami at 3 Chicago Cubs	Game 3

## DIVISION SERIES (BEST-OF-FIVE)

Date	Round	Game	Site (Matchup)	TV
Oct. 5	ALDS A	Game 1	San Diego (1/8 vs. 4/5)	TBS
	ALDS B	Game 1	Los Angeles (2/7 vs. 3/6)	TBS
Oct. 6	ALDS A	Game 2	San Diego (1/8 vs. 4/5)	TBS
	ALDS B	Game 2	Los Angeles (2/7 vs. 3/6)	TBS
	NLDS A	Game 1	Arlington (1/8 vs. 4/5)	FS1/MLBN
	NLDS B	Game 1	Houston (2/7 vs. 3/6)	FS1/MLBN
Oct. 7	ALDS A	Game 3	San Diego (1/8 vs. 4/5)	TBS
	ALDS B	Game 3	Los Angeles (2/7 vs. 3/6)	TBS
	NLDS A	Game 2	Arlington (1/8 vs. 4/5)	FS1/MLBN
	NLDS B	Game 2	Houston (2/7 vs. 3/6)	FS1/MLBN
Oct. 8	ALDS A	Game 4	San Diego (1/8 vs. 4/5)	TBS
	ALDS B	Game 4	Los Angeles (2/7 vs. 3/6)	TBS
	NLDS A	Game 3	Arlington (1/8 vs. 4/5)	FS1/MLBN
	NLDS B	Game 3	Houston (2/7 vs. 3/6)	FS1/MLBN
Oct. 9	ALDS A	Game 5	San Diego (1/8 vs. 4/5)	TBS
	ALDS B	Game 5	Los Angeles (2/7 vs. 3/6)	TBS
	NLDS A	Game 4	Arlington (1/8 vs. 4/5)	FS1
	NLDS B	Game 4	Houston (2/7 vs. 3/6)	FS1
Oct. 10	NLDS A	Game 5	Arlington (1/8 vs. 4/5)	FS1
	NLDS B	Game 5	Houston (2/7 vs. 3/6)	FS1

## LEAGUE CHAMPIONSHIP SERIES (BEST-OF-SEVEN)

Date	Round	Game	Site	TV
Oct. 11	ALCS	Game 1	San Diego	TBS
Oct. 12	ALCS	Game 2	San Diego	TBS
	NLCS	Game 1	Arlington	FOX or FS1
Oct. 13	ALCS	Game 3	San Diego	TBS
	NLCS	Game 2	Arlington	FOX or FS1
Oct. 14	ALCS	Game 4	San Diego	TBS
	NLCS	Game 3	Arlington	FOX or FS1
Oct. 15	ALCS	Game 5	San Diego	TBS
	NLCS	Game 4	Arlington	FOX or FS1
Oct. 16	ALCS	Game 6	San Diego	TBS
	NLCS	Game 5	Arlington	FOX or FS1
Oct. 17	ALCS	Game 7	San Diego	TBS
	NLCS	Game 6	Arlington	FOX or FS1
Oct. 18	NLCS	Game 7	Arlington	FOX or FS1

## 116TH WORLD SERIES (BEST-OF-SEVEN) GLOBE LIFE FIELD, ARLINGTON, TEXAS

Date	Round	Game	Site	TV
Oct. 20	World Series	Game 1	Arlington	FOX
Oct. 21	World Series	Game 2	Arlington	FOX
Oct. 22		Off Day		
Oct. 23	World Series	Game 3	Arlington	FOX
Oct. 24	World Series	Game 4	Arlington	FOX
Oct. 25	World Series	Game 5	Arlington	FOX
Oct. 26		Off Day		
Oct. 27	World Series	Game 6	Arlington	FOX
Oct. 28	World Series	Game 7	Arlington	FOX

*\*Italics Indicates If Necessary*



## POSTSEASON GUIDE CREDITS

The 2020 White Sox Postseason Guide was produced by the club's Media Relations Department. Information for the Postseason Guide was gathered through September 29, 2020. For additional information, contact the media relations dept. at 312-674-5300.

Editors/Design ..... Bob Beghtol and Ray Garcia  
 Assistant Editors ..... Joe Roti and Billy Russo  
 Photographer ..... Ron Vesely  
 Cover Photography ..... Ron Vesely  
 Project Contributors ..... Hannah Sundwall, Sheena Quinn, Peter Brooks, Kathleen Ritter

© 2020 Chicago White Sox

WHITE SOX OVERVIEW

MANAGER & COACHES

PLAYERS & ROSTER

2020 SEASON REVIEW

POSTSEASON HISTORY

MEDIA INFO. & MISC.

# 2020 POSTSEASON BRACKET



# 2021 WHITE SOX SCHEDULES



## 2021 CHICAGO WHITE SOX

### APRIL

SUN	MON	TUE	WED	THU	FRI	SAT
				1 LAA	2 LAA	3 LAA
4 LAA	5 SEA	6 SEA	7 SEA	8 KC	9	10 KC
11 KC	12 CLE	13 CLE	14 CLE	15 CLE	16 BOS	17 BOS
18 BOS	19 BOS	20 CLE	21 CLE	22	23 TEX	24 TEX
25 TEX	26	27 DET	28 DET	29 DET	30 CLE	

### MAY

SUN	MON	TUE	WED	THU	FRI	SAT
						1 CLE
2 CLE	3	4 CIN	5 CIN	6	7 KC	8 KC
9 KC	10	11 MIN	12 MIN	13 MIN	14 KC	15 KC
16 KC	17 MIN	18 MIN	19 MIN	20	21 NYY	22 NYY
23 NYY	24 STL	25 STL	26 STL	27 BAL	28 BAL	29 BAL
30 BAL	31 CLE					

### JUNE

SUN	MON	TUE	WED	THU	FRI	SAT
		1 CLE	2 CLE	3 DET	4 DET	5 DET
6 DET	7	8 TOR	9 TOR	10 TOR	11 DET	12 DET
13 DET	14 TB	15 TB	16 TB	17 HOU	18 HOU	19 HOU
20 HOU	21	22 PIT	23 PIT	24	25 SEA	26 SEA
27 SEA	28 MIN	29 MIN	30 MIN			

### JULY

SUN	MON	TUE	WED	THU	FRI	SAT
				1 MIN	2 DET	3 DET
4 DET	5 MIN	6 MIN	7 MIN	8	9 BAL	10 BAL
11 BAL	12	13 ALL-STAR GAME	14	15	16 HOU	17 HOU
18 HOU	19 MIN	20 MIN	21 MIN	22	23 MIL	24 MIL
25 MIL	26 KC	27 KC	28 KC	29 KC	30 CLE	31 CLE

### AUGUST

SUN	MON	TUE	WED	THU	FRI	SAT
1 CLE	2	3 KC	4 KC	5 KC	6 CUBS	7 CUBS
8 CUBS	9 MIN	10 MIN	11 MIN	12	13 NYY	14 NYY
15 NYY	16 OAK	17 OAK	18 OAK	19 OAK	20 TB	21 TB
22 TB	23 TOR	24 TOR	25 TOR	26 TOR	27 CUBS	28 CUBS
29 CUBS	30 PIT					

### SEPTEMBER/OCTOBER

SUN	MON	TUE	WED	THU	FRI	SAT
			1 PIT	2	3 KC	4 KC
5 KC	6	7 OAK	8 OAK	9 OAK	10 BOS	11 BOS
12 BOS	13	14 LAA	15 LAA	16 LAA	17 TEX	18 TEX
19 TEX	20 DET	21 DET	22 DET	23 CLE	24 CLE	25 CLE
26 CLE	27	28 CIN	29 CIN	30	OCT 1 DET	OCT 2 DET
OCT 3 DET						

■ HOME □ AWAY Schedule as of 9/17/20



## 2021 WHITE SOX SPRING TRAINING

SUN	MON	TUE	WED	THU	FRI	SAT
FEB 21	FEB 22	FEB 23	FEB 24	FEB 25	FEB 26	FEB 27 MIL 1:05
FEB 28 LAA	MARCH 1 KC 1:05	2 TEX 1:05	3 SEA	4 COL 12:05	5 SD	6 LAD
7 CLE 1:05	8 CIN (ss) 1:05 SF (ss)	9	10 SF 1:05	11 KC	12 LAD	13 OAK
14 SEA 1:05	15 LAA (ss) 1:05 ARI (ss)	16	17 SD 1:05	18 TEX	19 CUBS 1:05	20 LAD 1:05
21 MIL	22 CLE	23 OAK (ss) 1:05 COL (ss)	24 TEX	25 LAA 1:05	26 CUBS	27 CIN
28 ARI 12:05	29 CUBS	30 CUBS	31			

■ HOME □ AWAY

Schedule and times as of 9/16/20. Game times are A2T unless otherwise noted. All games subject to change. (ss) - White Sox Split Squad. Daylight Savings Time begins March 14.

WHITE SOX OVERVIEW

MANAGER & COACHES

PLAYERS & ROSTER

2020 SEASON REVIEW

POSTSEASON HISTORY

MEDIA INFO. & MISC.